


# FEDERAL AND STATE ENDANGERED AND THREATENED SPECIES EXPENDITURES



*Fiscal Year 2016*

## TABLE OF CONTENTS

<b>ENDANGERED AND THREATENED SPECIES EXPENDITURES FISCAL YEAR 2016</b>	
PURPOSE.....	3
BACKGROUND .....	4
SECTION 18(1), FEDERAL EXPENDITURES .....	5
SECTION 18(2), STATE EXPENDITURES.....	5
SUMMARY OF DATA.....	5
COMPARISON TO PREVIOUS REPORTS.....	6
<b>Table 1.</b> FY 2016 Reported Expenditures for Endangered and Threatened Species.....	7
<b>Table 2.</b> Species Ranked in Descending Order of Total FY 2016 Reported Expenditures.....	98
<b>Table 3.</b> FY 2016 Reported Land Acquisition Expenditures for Endangered and Threatened Species.....	166
<b>Table 4.</b> FY 2016 Expenditures Reported by Individual Federal Agencies and the States.....	178
<b>Appendix A.</b> Supplemental Guidance for Reporting Expenditures for the Conservation of Endangered and Threatened Species.....	184
<b>Appendix B.</b> Reports Provided by Other Federal Agencies.....	189
<b>Appendix C.</b> Expenditures Reported by the States.....	449

## **ENDANGERED SPECIES EXPENDITURES FISCAL YEAR 2016**

### **PURPOSE**

The Endangered Species Act of 1973 (16 U.S.C. 1531 *et seq.*) (Act) was reauthorized and amended on October 7, 1988, under Public Law 100-478. A new section 18 was added to the Act that requires the U.S. Fish and Wildlife Service (Service) on behalf of the Secretary of the Interior to report annually on certain expenditures on a species-by-species basis. The section reads:

SEC. 18. On or before January 15, 1990, and each January 15 thereafter, the Secretary of the Interior, acting through the Fish and Wildlife Service, shall submit to the Congress an annual report covering the preceding fiscal year which shall contain

(1) the accounting on a species-by-species basis of all reasonably identifiable Federal expenditures made primarily for the conservation of endangered or threatened species pursuant to this Act; and

(2) an accounting on a species-by-species basis of all reasonably identifiable expenditures made primarily for the conservation of endangered or threatened species pursuant to this Act by States receiving grants under section 6.

This document constitutes the 27th report by the Service pursuant to the requirements of section 18 of the Act. The report covers fiscal year 2016 (October 1, 2015 - September 30, 2016), although some States may be reporting for a different fiscal year period (without duplicating a previous year's reported data). To assist Federal and State agencies with more accurate accounting of expenditures, a multi-species reporting category was added to the FY12 and subsequent reports. This option gives agencies another way to report expenditures when it is not possible to determine individual species costs for those species that are part of a multi-species conservation activity.

The term "State" as used in this report is defined in section 3(17) of the Act to mean any of the several States, the District of Columbia, the Commonwealth of Puerto Rico, American Samoa, the Virgin Islands, Guam, and the Trust Territory of the Pacific Islands.

The term "State agency" as used in this report is defined in section 3(18) of the Act to mean any State agency, department, board, commission, or other governmental entity which is responsible for the management and conservation of fish, plant, or wildlife resources within a State.

The term "conservation," as defined in section 3(3) of the Act, means the use of all methods and procedures necessary to bring any endangered or threatened species to the point where the measures provided for by the Act are no longer necessary--including, but not limited to, research, census, law enforcement, habitat acquisition and maintenance, propagation, live trapping, and transplantation. For the purposes of this report, the definition of conservation is further expanded to include any and all actions taken by Federal and State agencies on behalf of threatened or endangered species listed pursuant to the Act.

## BACKGROUND

At the time the reporting requirement was enacted by Congress, the Service determined that a good faith effort was expected to develop methods to track and obtain data that are "reasonably identifiable." No extensive or extraordinary measures to develop exceptionally precise data were sought, nor were the reporting agencies expected to prorate staff salaries and other normal operational and maintenance costs not directed toward a particular species. The expenditures reported in this and the preceding reports do not necessarily constitute all expenditures made for each species.

This report represents a compilation of reasonably identifiable expenditures for the conservation of listed species reported independently by Federal and State agencies. Expenditures for FY 2016 are reported for 1,605 domestic threatened and endangered species of the 1,703 domestic species that were listed under United States jurisdiction in 50 CFR Part 17 during FY 2016 up through September 30, 2016 (Tables 1 and 3).

Expenditures are identified by listed entity, which may be a species<sup>1</sup>, subspecies<sup>2</sup>, Distinct Population Segment (DPS)<sup>3</sup>, or Evolutionarily Significant Unit (ESU)<sup>4</sup>, as identified in the Act's implementing regulations at 50 CFR 17.11 and 17.12.

These expenditures are reported separately for the Service and in aggregate for all other Federal agencies and the States (Tables 1 and 3).

For these annual reports, the Service requests that all reporting agencies submit their data directly into our Web-based data entry system to ensure accuracy, consistency, and efficiency. At the time of submission, the reporting agencies certify that their information is accurate. The information provided in this report, pursuant to section 18 of the Endangered Species Act, is presented as it was submitted by these agencies. We do not verify an agency's data after the data are submitted to us. In order to improve the Service's efficiency in producing future editions of this report, the Service will no longer enter a reporting agency's expenditures data into our Web-based system. All agencies must enter their own expenditures data into our Web-based system.

Expenditures for candidate species or other species not listed in 50 CFR Part 17 as of the end of each fiscal year are not included in this report. In addition, other types of expenses, such as those for litigation, are not reported.

---

<sup>1</sup> **Species** For purposes of the ESA, this term includes any species or subspecies of fish or wildlife or plants, and any Distinct Population Segment of any species of vertebrate fish or wildlife that interbreeds when mature.

<sup>2</sup> **Subspecies** A taxonomic rank below that of species, usually recognizing individuals that have certain heritable characteristics distinct from other subspecies of a species.

<sup>3</sup> **Distinct Population Segment** A subdivision of a vertebrate species that is treated as a species for purposes of listing under the Endangered Species Act.

<sup>4</sup> **Evolutionarily Significant Unit** A Pacific salmonid stock that is substantially reproductively isolated from other stocks of the same species and which represents an important part of the evolutionary legacy of the species; functionally equivalent to DPS for the purpose of listing under ESA.

## **SECTION 18(1), FEDERAL EXPENDITURES**

### **Expenditures Reported by the Fish and Wildlife Service**

The Service's operational categories of expenditures include fisheries, refuges, land acquisition, law enforcement, research, international conservation, and regional and field office operations for listing, recovery, consultation, migratory birds, and grants. All reasonably identifiable expenditures that could be attributed to individual species within these activities have been included.

The Federal assistance portion under section 6 of the Act for each species is included in the FWS Total in Table 1. The State share for each species for which a Federal contribution was made is included in the States Total column of Table 1.

A portion of the Service's funds for consultation, listing, and recovery are incorporated into salaries, operations, and maintenance costs. If these costs contributed to the conservation of listed species and are reasonably identifiable to specific species, they are included in this report.

### **Expenditures Reported by other Federal Agencies**

The Director of the Service sends a request to other Federal agencies identified as likely to have species-specific expenditures under the Act to report for each fiscal year. The Service provides guidance identifying what constitutes reasonably identifiable expenditures and how these are to be reported (Appendix A). For FY 2016, the Service and 26 other Federal agencies identified expenditures for the conservation of individual threatened and endangered species. Results from all responding Federal agencies are included in Appendix B. The data identified by those responding Federal agencies for individual species and multi-species conservation activities are tabulated in the "Other Fed" columns of this report (Tables 1 and 3).

## **SECTION 18(2), STATE EXPENDITURES**

The assistance of the Association of Fish and Wildlife Agencies is sought by the Service to help coordinate the reporting of reasonably identifiable expenditures made by the States. States report their data by species directly to the Service via our Web-based system. Collective results from all responding State agencies are included in Appendix C. For FY 2016, 34 State agencies identified expenditures for the conservation of individual threatened and endangered species.

## **SUMMARY OF DATA**

**Table 1** reports the activity-related expenditures that are reasonably identifiable to specific individual species as well as multi-species activity costs by the Service, other Federal agencies collectively, and the States collectively. Expenditures for land acquisition (Table 3) are not included in this tabulation. Species are grouped in the same general order as they appear in 50 CFR Part 17. Table 1 also provides the rank for each species from Table 2.

**Table 2** ranks each species in descending order of the species total from Table 1. A cumulative total of the activity-related, species-specific expenditures is also provided.

**Table 3** displays land acquisition expenditures, reasonably identifiable to specific individual species, by the Service, other Federal agencies collectively, and the States collectively. Expenditures for land purchased for multi-species conservation activities are listed at the end of the table. Table 3 also provides the rank for land expenditures by species.

**Table 4** shows the combined total expenditures for species and land acquisition by reporting Federal agency, the Service, and the States collectively. Expenditures for foreign species and multi-species conservation activities are included.

**Total expenditures** reported for domestic and foreign species in **FY 2016** were **\$ 1,478,692,129**, of which **\$ 1,379,634,254** was reported by Federal agencies and **\$ 99,057,875** was reported by the States (Table 4).

## **COMPARISON TO PREVIOUS REPORTS**

Over the years, these reports have been refined as our experience in planning and coordinating with the reporting agencies to track such expenditures has improved. A good faith effort is made to develop species-by-species expenditures for these reports, but due to differences in reporting methods, this report cannot be easily compared to prior expenditures reports. These year-to-year differences include changes in the number of Federal and State agencies reporting data, changes in how expenditures are calculated, changes in the agencies' abilities to track expenditures, and changes in the number of listed species. Therefore, real dollar increases or decreases cannot accurately be calculated or inferred from the overall or individual totals.

**TABLE 1. FY 2016 REPORTED EXPENDITURES FOR ENDANGERED AND THREATENED SPECIES**

The list of species in Table 1 essentially follows the taxonomic and nomenclatural conventions used in 50 CFR Part 17 for the identification and sequence of species' names. For ease of reference, the alphabetized, inverted common name is provided within each group (usually Class) of animals and plants. Thus, the gray bat is found with other bats under "Bat, gray" within mammals, and Tar River spiny mussel is found under "Spiny mussel, Tar River" within the clams. Groups of animals follow the sequence: Mammals, Birds, Reptiles, Amphibians, Fishes, and Invertebrates, which include Clams, Snails, Insects, Arachnids, and Crustaceans. Groups of plants follow the sequence: Flowering Plants, Conifers and Cycads, Ferns and Allies, and Lichens.

For additional information about the names, historical range, or status of an endangered or threatened species, the species can be found in the Code of Federal Regulations at [50 CFR 17.11 \(list of wildlife\)](#) or [17.12 \(list of plants\)](#), or through our Web site at <http://www.fws.gov/angered>. The STATUS column indicates whether the species is endangered (E), threatened (T), experimental (EXPN), or threatened by similarity of appearance (SAT).

Fish and Wildlife Service expenditures (FWS Total) and other Federal agency expenditures (Other Fed) are totaled in the "Federal Total" column. The States Total is the amount reported to the Service directly by the States. None of these reported totals includes costs for land acquisition. (See Table 3 for reported land acquisition expenditures.)

The RANK is from Table 2 and indicates each species' rank by identifiable expenditures, where #1 is the highest expenditure.

Multi-species conservation activity-related expenditures are tabulated at the end of Table 1.

**TABLE 1. REPORTED EXPENDITURES FOR FY 2016 FOR ENDANGERED AND THREATENED SPECIES, NOT INCLUDING LAND ACQUISITION COSTS**

Group Name	Rank	Species (50 CFR Part 17)	Status	FWS Total	Other Fed	Federal Total	States Total	Species Total
Mammals	1396	Addax (Addax nasomaculatus) - Wherever found	E	\$0	\$200	\$200	\$0	\$200
	1313	Babirusa (Babyrousa babyrussa) - Wherever found	E	\$3,350	\$300	\$3,650	\$0	\$3,650
	1396	Baboon, gelada (Theropithecus gelada) - Wherever found	T	\$0	\$200	\$200	\$0	\$200
	229	Bat, Florida bonneted (Eumops floridanus) - Wherever found	E	\$280,500	\$184,800	\$465,300	\$0	\$465,300
	109	Bat, gray (Myotis grisescens) - Wherever found	E	\$451,326	\$1,309,773	\$1,761,099	\$199,940	\$1,961,039
	70	Bat, Hawaiian hoary (Lasiurus cinereus semotus) - Wherever found	E	\$2,919,846	\$504,898	\$3,424,744	\$0	\$3,424,744
	22	Bat, Indiana (Myotis sodalis) - Wherever found	E	\$2,007,328	\$11,646,705	\$13,654,033	\$381,515	\$14,035,548
	214	Bat, lesser long-nosed (Leptonycteris curasoae yerbabuena) - Wherever found	E	\$44,000	\$467,261	\$511,261	\$12,000	\$523,261
	1392	Bat, little Mariana fruit (Pteropus tokudae) - Wherever found	E	\$254	\$0	\$254	\$0	\$254
	342	Bat, Mariana fruit (=Mariana flying fox) (Pteropus mariannus mariannus) - Wherever found	T	\$66,257	\$159,644	\$225,901	\$0	\$225,901
	573	Bat, Mexican long-nosed (Leptonycteris nivalis) - Wherever found	E	\$54,500	\$18,350	\$72,850	\$0	\$72,850
	24	Bat, Northern long-eared (Myotis septentrionalis) - Wherever found	T	\$1,909,986	\$10,111,886	\$12,021,872	\$721,950	\$12,743,822
	289	Bat, Ozark big-eared (Corynorhinus (=Plecotus) townsendii ingens) - Wherever found	E	\$250,077	\$57,584	\$307,661	\$7,021	\$314,682
	1097	Bat, Pacific sheath-tailed (Emballonura semicaudata rotensis) - Wherever found	E	\$10,760	\$0	\$10,760	\$0	\$10,760
	191	Bat, Virginia big-eared (Corynorhinus (=Plecotus) townsendii virginianus) - Wherever found	E	\$278,803	\$350,179	\$628,982	\$25,675	\$654,657
	756	Bear, American black (Ursus americanus) - County range of LA b.bear	SAT	\$23,500	\$11,671	\$35,171	\$0	\$35,171



Group Name	Rank	Species (50 CFR Part 17)	Status	FWS Total	Other Fed	Federal Total	States Total	Species Total
	490	Bear, brown (Ursus arctos pruinosus) - Wherever found	E	\$0	\$104,800	\$104,800	\$0	\$104,800
	51	Bear, grizzly (Ursus arctos horribilis) - U.S.A., conterminous (lower 48) States, except where listed as an experimental population or delisted	T	\$2,203,599	\$2,776,166	\$4,979,765	\$130,000	\$5,109,765
	27	Bear, grizzly (Ursus arctos horribilis) - Bitterfoot Ecosystem Recovery Zone Population	EXPN	\$218,474	\$8,637,137	\$8,855,611	\$2,869,008	\$11,724,619
	162	Bear, Louisiana black (Ursus americanus luteolus) - Wherever found	T	\$305,000	\$597,617	\$902,617	\$60,000	\$962,617
	76	Bear, polar (Ursus maritimus) - Wherever found	T	\$1,297,000	\$1,803,348	\$3,100,348	\$39,000	\$3,139,348
	571	Bison, wood (Bison bison athabasca) - Wherever found	T	\$0	\$0	\$0	\$73,000	\$73,000
	1396	Bontebok (Damaliscus pygargus (=dorcas) dorcas) - Wherever found	E	\$0	\$200	\$200	\$0	\$200
	238	Caribou, Woodland (Rangifer tarandus caribou) - Selkirk Mountain population	E	\$418,375	\$18,416	\$436,791	\$9,270	\$446,061
	687	Cat, Andean (Felis jacobita) - Wherever found	E	\$45,000	\$0	\$45,000	\$0	\$45,000
	1353	Cat, leopard (Prionailurus (=Felis) bengalensis bengalensis) - Wherever found	E	\$330	\$1,400	\$1,730	\$0	\$1,730
	1216	Cat, tiger (Leopardus (=Felis) tigrinus) - Wherever found	E	\$0	\$7,000	\$7,000	\$0	\$7,000
	356	Cheetah (Acinonyx jubatus) - Wherever found	E	\$0	\$212,100	\$212,100	\$0	\$212,100
	259	Chimpanzee (Pan troglodytes) - Wherever found	E	\$378,000	\$0	\$378,000	\$0	\$378,000
	189	Deer, Columbian white-tailed (Odocoileus virginianus leucurus) - Columbia River DPS	E	\$601,508	\$63,760	\$665,268	\$0	\$665,268
	666	Deer, Eld's brow-antlered (Cervus eldi) - Wherever found	E	\$0	\$50,100	\$50,100	\$0	\$50,100
	736	Deer, key (Odocoileus virginianus clavium) - Wherever found	E	\$35,500	\$1,900	\$37,400	\$0	\$37,400
	489	Deer, musk (Moschus spp. (all species)) - Afghanistan, Bhutan, Burma, China, Tibet, Yunnan, India, Nepal, Pakistan, Sikkim	E	\$105,135	\$0	\$105,135	\$0	\$105,135
	1319	Dugong (Dugong dugon) - Wherever found	E	\$3,350	\$100	\$3,450	\$0	\$3,450
	39	Elephant, African (Loxodonta africana) - Wherever found	T	\$8,029,080	\$0	\$8,029,080	\$0	\$8,029,080

Group Name	Rank	Species (50 CFR Part 17)	Status	FWS Total	Other Fed	Federal Total	States Total	Species Total
	106	Elephant, Asian ( <i>Elephas maximus</i> ) - Wherever found	E	\$1,868,000	\$139,600	\$2,007,600	\$0	\$2,007,600
	92	Ferret, black-footed ( <i>Mustela nigripes</i> ) - Wherever found, except where listed as an experimental population	E	\$1,516,440	\$739,368	\$2,255,808	\$190,382	\$2,446,190
	91	Ferret, black-footed ( <i>Mustela nigripes</i> ) - U.S.A. (WY and specified portions of AZ, CO, MT, SD, and UT, see 17.84(g)(9))	EXPN	\$511,954	\$1,671,393	\$2,183,347	\$296,400	\$2,479,747
	81	Fox, San Joaquin kit ( <i>Vulpes macrotis nutica</i> ) - wherever found	E	\$613,813	\$2,376,218	\$2,990,031	\$0	\$2,990,031
	390	Fox, San Miguel Island ( <i>Urocyon littoralis littoralis</i> ) - wherever found	E	\$157,712	\$0	\$157,712	\$0	\$157,712
	907	Fox, Santa Catalina Island ( <i>Urocyon littoralis catalinae</i> ) - Wherever found	T	\$18,505	\$0	\$18,505	\$0	\$18,505
	1096	Fox, Santa Cruz Island ( <i>Urocyon littoralis santacruzae</i> ) - wherever found	E	\$10,773	\$0	\$10,773	\$0	\$10,773
	1224	Fox, Santa Rosa Island ( <i>Urocyon littoralis santarosae</i> ) - wherever found	E	\$6,839	\$0	\$6,839	\$0	\$6,839
	1302	Gazelle, dama ( <i>Gazella dama</i> ) - Wherever found	E	\$0	\$4,100	\$4,100	\$0	\$4,100
	1396	Gazelle, slender-horned ( <i>Gazella leptoceros</i> ) - Wherever found	E	\$0	\$200	\$200	\$0	\$200
	155	Gibbons ( <i>Hylobates</i> spp. (including <i>Nomascus</i> )) - Wherever found	E	\$1,017,500	\$900	\$1,018,400	\$0	\$1,018,400
	57	Gorilla ( <i>Gorilla gorilla</i> ) - Wherever found	E	\$4,588,000	\$0	\$4,588,000	\$0	\$4,588,000
	651	Horse, Przewalski's ( <i>Equus przewalskii</i> ) - Wherever found	E	\$0	\$52,000	\$52,000	\$0	\$52,000
	1384	Hutia, Cabrera's ( <i>Capromys angelcabrerai</i> ) - Wherever found	E	\$0	\$348	\$348	\$0	\$348
	1384	Hutia, dwarf ( <i>Capromys nana</i> ) - Wherever found	E	\$0	\$348	\$348	\$0	\$348
	1384	Hutia, large-eared ( <i>Capromys auritus</i> ) - Wherever found	E	\$0	\$348	\$348	\$0	\$348
	179	Jaguar ( <i>Panthera onca</i> ) - Wherever found	E	\$434,000	\$380,953	\$814,953	\$14,400	\$829,353
	699	Jaguarundi, Gulf Coast ( <i>Herpailurus (=Felis) yagouaroundi cacomitli</i> ) - Wherever found	E	\$20,000	\$23,122	\$43,122	\$0	\$43,122
	1399	Jaguarundi, Sinaloa ( <i>Herpailurus (=Felis) yagouaroundi tolteca</i> ) - Wherever found	E	\$100	\$0	\$100	\$0	\$100

Group Name	Rank	Species (50 CFR Part 17)	Status	FWS Total	Other Fed	Federal Total	States Total	Species Total
	353	Kangaroo rat, Fresno (Dipodomys nitratoides exilis) - Wherever found	E	\$38,079	\$176,302	\$214,381	\$0	\$214,381
	286	Kangaroo rat, giant (Dipodomys ingens) - Wherever found	E	\$216,832	\$103,851	\$320,683	\$0	\$320,683
	842	Kangaroo rat, Morro Bay (Dipodomys heermanni morroensis) - Wherever found	E	\$23,256	\$0	\$23,256	\$0	\$23,256
	400	Kangaroo rat, San Bernardino Merriam's (Dipodomys merriami parvus) - Wherever found	E	\$105,381	\$38,589	\$143,970	\$0	\$143,970
	236	Kangaroo rat, Stephens' (Dipodomys stephensi (incl. D. cascus)) - Wherever found	E	\$33,651	\$414,279	\$447,930	\$0	\$447,930
	387	Kangaroo rat, Tipton (Dipodomys nitratoides nitratoides) - Wherever found	E	\$136,969	\$24,955	\$161,924	\$0	\$161,924
	1396	Koala (Phascolarctos cinereus) - Australia	T	\$0	\$200	\$200	\$0	\$200
	1389	Lechwe, red (Kobus leche) - Wherever found	T	\$0	\$300	\$300	\$0	\$300
	1327	Lemuris (Lemuridae (incl. genera Lemur, Phaner, Haplemur, Lepilemur, Microcebus, Allocebus, Cheirogaleus, Varecia)) - Wherever found	E	\$0	\$3,200	\$3,200	\$0	\$3,200
	450	Leopard (Panthera pardus) - except where threatened	E	\$122,600	\$0	\$122,600	\$0	\$122,600
	626	Leopard, clouded (Neofelis nebulosa) - Wherever found	E	\$0	\$57,800	\$57,800	\$0	\$57,800
	959	Leopard, snow (Uncia (=Panthera uncia) - Wherever found)	E	\$14,000	\$1,200	\$15,200	\$0	\$15,200
	364	Lion (Panthera leo ssp. leo) - Wherever found	E	\$199,600	\$300	\$199,900	\$0	\$199,900
	104	Lynx, Canada (Lynx canadensis) - Contiguous U.S. DPS	T	\$696,294	\$1,287,368	\$1,983,662	\$82,617	\$2,066,279
	94	Manatee, West African (Trichechus senegalensis) - Wherever found	T	\$2,375,240	\$0	\$2,375,240	\$0	\$2,375,240
	47	Manatee, West Indian (Trichechus manatus) - Wherever found	E	\$2,850,200	\$2,542,665	\$5,392,865	\$37,600	\$5,430,465
	1389	Mandrill (Mandrillus (=Papio sphinx) - Wherever found)	E	\$0	\$300	\$300	\$0	\$300
	1396	Margay (Leopardus (=Felis) wiedii) - Wherever found	E	\$0	\$200	\$200	\$0	\$200
	1396	Monkey, Diana (Cercopithecus diana) - Wherever found	E	\$0	\$200	\$200	\$0	\$200

Group Name	Rank	Species (50 CFR Part 17)	Status	FWS Total	Other Fed	Federal Total	States Total	Species Total
	513	Mountain beaver, Point Arena (Aplodontia rufa nigra) - Wherever found	E	\$30,576	\$65,501	\$96,077	\$0	\$96,077
	267	Mouse, Alabama beach (Peromyscus polionotus arimobates) - Wherever found	E	\$113,500	\$257,590	\$371,090	\$0	\$371,090
	867	Mouse, Anastasia Island beach (Peromyscus polionotus phasma) - Wherever found	E	\$13,500	\$7,600	\$21,100	\$0	\$21,100
	551	Mouse, Choctawhatchee beach (Peromyscus polionotus allophrys) - Wherever found	E	\$46,500	\$33,338	\$79,838	\$0	\$79,838
	873	Mouse, Key Largo cotton (Peromyscus gossypinus allapaticola) - Wherever found	E	\$18,500	\$2,210	\$20,710	\$0	\$20,710
	273	Mouse, New Mexico meadow jumping (Zapus hudsonius luteus) - Wherever found	E	\$44,684	\$243,367	\$288,051	\$57,241	\$345,292
	180	Mouse, Pacific pocket (Perognathus longimembris pacificus) - Wherever found	E	\$445,057	\$361,200	\$806,257	\$0	\$806,257
	239	Mouse, Perdido Key beach (Peromyscus polionotus trissyllepsis) - Wherever found	E	\$355,000	\$90,399	\$445,399	\$0	\$445,399
	257	Mouse, Preble's meadow jumping (Zapus hudsonius preblei) - wherever found	T	\$58,070	\$306,662	\$364,732	\$25,376	\$390,108
	97	Mouse, salt marsh harvest (Reithrodontomys raviventris) - wherever found	E	\$368,429	\$1,923,847	\$2,292,276	\$0	\$2,292,276
	549	Mouse, southeastern beach (Peromyscus polionotus hiveiventris) - wherever found	T	\$47,500	\$33,300	\$80,800	\$0	\$80,800
	623	Mouse, St. Andrew beach (Peromyscus polionotus peninsularis) - Wherever found	E	\$25,000	\$33,800	\$58,800	\$0	\$58,800
	41	Ocelot (Leopardus (=Felis) pardalis) - wherever found	E	\$459,500	\$6,718,422	\$7,177,922	\$6,000	\$7,183,922
	298	Orangutan (Pongo pygmaeus) - Wherever found	E	\$290,900	\$300	\$291,200	\$0	\$291,200
	1327	Oryx, Arabian (Oryx leucoryx) - Wherever found	E	\$0	\$3,200	\$3,200	\$0	\$3,200
	738	Oryx, scimitar-horned (Oryx dammah) - Wherever found	E	\$0	\$37,000	\$37,000	\$0	\$37,000
	252	Otter, Northern Sea (Enhydra lutris kenyoni) - Southwest Alaska DPS	T	\$149,000	\$237,909	\$386,909	\$16,000	\$402,909
	177	Otter, southern sea (Enhydra lutris nereis) - Wherever found	T	\$87,040	\$748,989	\$836,029	\$0	\$836,029

Group Name	Rank	Species (50 CFR Part 17)	Status	FWS Total	Other Fed	Federal Total	States Total	Species Total
	228	Panda, giant ( <i>Ailuropoda melanoleuca</i> ) - Wherever found	E	\$0	\$469,200	\$469,200	\$0	\$469,200
	337	Pangolin, Temnick's ground ( <i>Manis temminckii</i> ) - Wherever found	E	\$238,500	\$0	\$238,500	\$0	\$238,500
	68	Panther, Florida ( <i>Puma (=Felis) concolor coryi</i> ) - Wherever found	E	\$918,500	\$2,663,425	\$3,581,925	\$0	\$3,581,925
	458	Pocket gopher, Olympia ( <i>Thomomys mazama pugetensis</i> ) - Wherever found	T	\$101,630	\$1,000	\$102,630	\$15,000	\$117,630
	276	Pocket gopher, Roy Prairie ( <i>Thomomys mazama glacialis</i> ) - Wherever found	T	\$73,975	\$251,858	\$325,833	\$15,000	\$340,833
	169	Pocket gopher, Tenino ( <i>Thomomys mazama tumuli</i> ) - Wherever found	T	\$893,375	\$400	\$893,775	\$15,000	\$908,775
	325	Pocket gopher, Yelm ( <i>Thomomys mazama yelmensis</i> ) - Wherever found	T	\$165,105	\$70,400	\$235,505	\$15,000	\$250,505
	287	Prairie dog, Utah ( <i>Cynomys parvidens</i> ) - Wherever found	T	\$0	\$227,085	\$227,085	\$92,000	\$319,085
	254	Pronghorn, Sonoran ( <i>Antilocapra americana sonoriensis</i> ) - Wherever found, except where listed as an experimental population	E	\$293,468	\$100,600	\$394,068	\$0	\$394,068
	213	Pronghorn, Sonoran ( <i>Antilocapra americana sonoriensis</i> ) - U.S.A. (AZ), Mexico	EXPN	\$42,479	\$239,500	\$281,979	\$249,000	\$530,979
	1296	Puma (=cougar), eastern ( <i>Puma (=Felis) concolor cougar</i> ) - Wherever found	E	\$0	\$2,913	\$2,913	\$1,500	\$4,413
	95	Rabbit, Columbia Basin Pygmy ( <i>Brachylagus idahoensis</i> ) - Columbia Basin DPS	E	\$2,247,787	\$24,745	\$2,272,532	\$100,100	\$2,372,632
	467	Rabbit, Lower Keys marsh ( <i>Sylvilagus palustris hefneri</i> ) - Wherever found	E	\$11,000	\$102,224	\$113,224	\$0	\$113,224
	399	Rabbit, riparian brush ( <i>Sylvilagus bachmani riparius</i> ) - Wherever found	E	\$141,000	\$5,666	\$146,666	\$0	\$146,666
	145	Rhinoceros, black ( <i>Diceros bicornis</i> ) - Africa	E	\$1,087,500	\$0	\$1,087,500	\$0	\$1,087,500
	306	Rhinoceros, great Indian ( <i>Rhinoceros unicornis</i> ) - Nepal, India	E	\$277,000	\$200	\$277,200	\$0	\$277,200
	343	Rhinoceros, Javan ( <i>Rhinoceros sondaicus</i> ) - Sikkim, Thailand, Malaysia, Indonesia, Indochina, Burma, Bangladesh	E	\$225,000	\$0	\$225,000	\$0	\$225,000

Group Name	Rank	Species (50 CFR Part 17)	Status	FWS Total	Other Fed	Federal Total	States Total	Species Total
	324	Rhinoceros, northern white (Ceratotherium simum cottoni) - Zaire, Uganda, Sudan, Central African Republic	E	\$251,000	\$0	\$251,000	\$0	\$251,000
	443	Rhinoceros, Southern white (Ceratotherium simum ssp. simum) - Wherever found	SAT	\$123,500	\$1,000	\$124,500	\$0	\$124,500
	200	Rhinoceros, Sumatran (Dicerorhinus sumatrensis) - Wherever found	E	\$588,000	\$0	\$588,000	\$0	\$588,000
	792	Rice rat (Oryzomys palustris natator) - lower FL Keys	E	\$25,500	\$4,010	\$29,510	\$0	\$29,510
	348	Seal, Guadalupe fur (Arctocephalus townsendi) - Wherever found	T	\$0	\$218,225	\$218,225	\$0	\$218,225
	65	Seal, Hawaiian monk (Monachus schauinslandi) - Wherever found	E	\$11,940	\$3,671,363	\$3,683,303	\$0	\$3,683,303
	13	Sea lion, Steller (Eumetopias jubatus) - Western DPS	E	\$25,450	\$22,101,745	\$22,127,195	\$0	\$22,127,195
	1323	Seal, Saimaa (Phoca hispida saimensis) - Wherever found	E	\$0	\$3,332	\$3,332	\$0	\$3,332
	1387	Seiwa (Naemorhedus (=Capricornis) sumatraensis) - Wherever found	E	\$320	\$0	\$320	\$0	\$320
	656	Sheep, Peninsular bighorn (Ovis canadensis nelsoni) - Peninsular CA pop.	E	\$46,957	\$4,300	\$51,257	\$0	\$51,257
	305	Sheep, Sierra Nevada bighorn (Ovis canadensis sierrae) - Sierra Nevada	E	\$63,381	\$214,297	\$277,678	\$0	\$277,678
	564	Shrew, Buena Vista Lake ornate (Sorex ornatus relictus) - Wherever found	E	\$65,890	\$9,614	\$75,504	\$0	\$75,504
	1384	Solenodon, Cuban (Solenodon cubanus) - Wherever found	E	\$0	\$348	\$348	\$0	\$348
	496	Squirrel, Carolina northern flying (Glaucomys sabrinus coloratus) - Wherever found	E	\$62,000	\$22,948	\$84,948	\$16,448	\$101,396
	637	Squirrel, Delmarva Peninsula fox (Sciurus niger cinereus) - Wherever found, except where listed as an experimental population	E	\$54,260	\$1,800	\$56,060	\$0	\$56,060
	524	Squirrel, Mount Graham red (Tamiasciurus hudsonicus grahamensis) - Wherever found	E	\$6,500	\$300	\$6,800	\$84,500	\$91,300
	293	Squirrel, Northern Idaho Ground (Urocyonellus brunneus) - Wherever found	T	\$260,329	\$44,530	\$304,859	\$3,424	\$308,283
	1378	Tamarin, cotton-top (Saguinus oedipus) - Wherever found	E	\$0	\$600	\$600	\$0	\$600

Group Name	Rank	Species (50 CFR Part 17)	Status	FWS Total	Other Fed	Federal Total	States Total	Species Total
	102	Tiger ( <i>Panthera tigris</i> ) - Wherever found	E	\$2,086,200	\$3,500	\$2,089,700	\$0	\$2,089,700
	304	Vole, <i>Ammospermophilus leucurus</i> - Wherever found	E	\$112,419	\$167,000	\$279,419	\$0	\$279,419
	902	Vole, Florida salt marsh ( <i>Microtus pennsylvanicus dukecampbelli</i> ) - Wherever found	E	\$18,500	\$200	\$18,700	\$0	\$18,700
	849	Vole, Hualapai Mexican ( <i>Microtus mexicanus hualpaiensis</i> ) - Wherever found	E	\$3,000	\$18,200	\$21,200	\$1,500	\$22,700
	114	Whale, beluga ( <i>Delphinapterus leucas</i> ) - Cook Inlet DPS	E	\$0	\$1,697,204	\$1,697,204	\$75,000	\$1,772,204
	82	Whale, blue ( <i>Balaenoptera musculus</i> ) - Wherever found	E	\$3,910	\$2,954,779	\$2,958,689	\$0	\$2,958,689
	160	Whale, bowhead ( <i>Balaena mysticetus</i> ) - Wherever found	E	\$220	\$972,291	\$972,511	\$0	\$972,511
	147	Whale, false killer ( <i>Pseudorca crassidens</i> ) - Main Hawaiian Islands Insular DPS	E	\$0	\$1,073,275	\$1,073,275	\$0	\$1,073,275
	80	Whale, finback ( <i>Balaenoptera physalus</i> ) - Wherever found	E	\$0	\$2,990,369	\$2,990,369	\$0	\$2,990,369
	246	Whale, gray ( <i>Eschrichtius robustus</i> ) - Western North Pacific DPS	E	\$0	\$421,797	\$421,797	\$0	\$421,797
	42	Whale, humpback ( <i>Megaptera novaeangliae</i> ) - Wherever found	E	\$0	\$7,070,114	\$7,070,114	\$0	\$7,070,114
	73	Whale, killer ( <i>Orcinus orca</i> ) - Southern Resident DPS	E	\$0	\$3,219,835	\$3,219,835	\$14,697	\$3,234,532
	31	Whale, North Atlantic Right ( <i>Eubalaena glacialis</i> ) - Wherever found	E	\$0	\$10,260,042	\$10,260,042	\$48,000	\$10,308,042
	219	Whale, North Pacific Right ( <i>Eubalaena japonica</i> ) - Wherever found	E	\$0	\$510,039	\$510,039	\$0	\$510,039
	117	Whale, Sei ( <i>Balaenoptera borealis</i> ) - Wherever found	E	\$0	\$1,695,648	\$1,695,648	\$0	\$1,695,648
	103	Whale, sperm ( <i>Physeter catodon</i> (=macrocephalus)) - Wherever found	E	\$5,280	\$2,075,088	\$2,080,368	\$0	\$2,080,368
	87	Wolf, gray ( <i>Canis lupus</i> ) - U.S.A.: All of AL, AR, CA, CO, CT, DE, FL, GA, IA, IL, IN, KS, KY, LA, MA, MD, ME, MI, MN, MO, MS, NC, ND, NE, NH, NJ, NY, OH, OK, PA, RI, SC, SD, TN, TX, VA, VT, WI, and WV; and portions of AZ, NM, OR, UT, and WA, Mexico.	E	\$1,706,342	\$549,228	\$2,255,570	\$465,974	\$2,721,544
	71	Wolf, gray ( <i>Canis lupus</i> ) - MN	T	\$73,900	\$3,284,924	\$3,358,824	\$0	\$3,358,824

Group Name	Rank	Species (50 CFR Part 17)	Status	FWS Total	Other Fed	Federal Total	States Total	Species Total
	62	Wolf, gray (Canis lupus) - WY, EXPN population	EXPN	\$3,442,235	\$628,444	\$4,070,679	\$12,705	\$4,083,384
	315	Wolf, maned (Chrysocyon brachyurus) - Wherever found	E	\$0	\$259,000	\$259,000	\$0	\$259,000
	687	Wolf, Mexican (Canis lupus baileyi) - Wherever found, except where listed as an experimental population	E	\$44,000	\$1,000	\$45,000	\$0	\$45,000
	83	Wolf, Mexican (Canis lupus baileyi) - U.S.A. (portions of AZ and NM)see 17.84(k)	EXPN	\$2,263,023	\$165,000	\$2,428,023	\$477,000	\$2,905,023
	330	Wolf, red (Canis rufus) - Wherever found, except where listed as an experimental population	E	\$245,000	\$1,268	\$246,268	\$0	\$246,268
	159	Wolf, red (Canis rufus) - U.S.A. (portions of NC and TN)	EXPN	\$935,500	\$1,568	\$937,068	\$36,029	\$973,097
	658	Woodrat, Key Largo (Neotoma floridana smalli) - Wherever found	E	\$40,500	\$10,710	\$51,210	\$0	\$51,210
	1190	Woodrat, riparian (=San Joaquin Valley) (Neotoma fuscipes riparia) - Wherever found	E	\$2,200	\$5,666	\$7,866	\$0	\$7,866
	1389	Zebra, Grevy's (Equus grevyi) - Wherever found	T	\$0	\$300	\$300	\$0	\$300
	1396	Zebra, Hartmann's mountain (Equus zebra hartmannae) - Wherever found	T	\$200	\$0	\$200	\$0	\$200
Mammals subtotal				\$61,353,107	\$130,736,853	\$192,089,960	\$6,992,272	\$199,082,232
Birds	263	Akekee (Loxops caeruleirostris) - Wherever found	E	\$272,189	\$101,660	\$373,849	\$0	\$373,849
	526	Akepa, Hawaii (Loxops coccineus) - Wherever found	E	\$37,274	\$53,699	\$90,973	\$0	\$90,973
	632	Akepa, Maui (Loxops ochraceus) - Wherever found	E	\$14,033	\$43,100	\$57,133	\$0	\$57,133
	1368	Akialoa, Kauai (honeycreeper) (Akialoa stejnegeri) - Wherever found	E	\$1,004	\$0	\$1,004	\$0	\$1,004
	568	Akiapolaau (Hemignathus wilsoni) - Wherever found	E	\$21,416	\$53,699	\$75,115	\$0	\$75,115
	258	Akiki (Oreomystis bairdi) - Wherever found	E	\$283,321	\$102,625	\$385,946	\$0	\$385,946
	460	Albatross, short-tailed (Phoebastria (=Diomedea) albatrus) - Wherever found	E	\$106,508	\$10,275	\$116,783	\$0	\$116,783
	523	Blackbird, yellow-shouldered (Agelaius xanthomus) - Wherever found	E	\$76,500	\$15,600	\$92,100	\$0	\$92,100



Group Name	Rank	Species (50 CFR Part 17)	Status	FWS Total	Other Fed	Federal Total	States Total	Species Total
	279	Bobwhite, masked (quail) ( <i>Colinus virginianus nigricollis</i> ) - Wherever found	E	\$324,712	\$11,500	\$336,212	\$1,000	\$337,212
	93	Catacara, Audubon's crested ( <i>Polyborus plancus audubonii</i> ) - FL pop.	T	\$145,000	\$2,263,930	\$2,408,930	\$0	\$2,408,930
	767	Condor, Andean ( <i>Vultur gryphus</i> ) - Wherever found	E	\$33,000	\$0	\$33,000	\$0	\$33,000
	192	Condor, California ( <i>Gymnogyps californianus</i> ) - U.S.A. only, except where listed as an experimental population	E	\$119,678	\$517,447	\$637,125	\$0	\$637,125
	110	Condor, California ( <i>Gymnogyps californianus</i> ) - U.S.A. (specific portions of Arizona, Nevada, and Utah)	EXPN	\$1,473,653	\$217,479	\$1,691,132	\$244,000	\$1,935,132
	190	Coot, Hawaiian ( <i>Fulica americana alai</i> ) - Wherever found	E	\$166,785	\$490,921	\$657,706	\$0	\$657,706
	1400	Crane, hooded ( <i>Grus monacha</i> ) - Wherever found	E	\$0	\$80	\$80	\$0	\$80
	1401	Crane, Japanese ( <i>Grus japonensis</i> ) - Wherever found	E	\$0	\$20	\$20	\$0	\$20
	203	Crane, Mississippi sandhill ( <i>Grus canadensis pulla</i> ) - Wherever found	E	\$565,500	\$9,139	\$574,639	\$600	\$575,239
	174	Crane, whooping ( <i>Grus americana</i> ) - Wherever found, except where listed as an experimental population	E	\$631,951	\$238,663	\$870,614	\$11,499	\$882,113
	226	Crane, whooping ( <i>Grus americana</i> ) - U.S.A. (CO, ID, FL, NM, UT, and the western half of Wyoming)	EXPN	\$450,739	\$26,320	\$477,059	\$0	\$477,059
	317	Crane, whooping ( <i>Grus americana</i> ) - U.S.A. (AL, AR, CO, FL, GA, ID, IL, IN, IA, KY, LA, MI, MN, MS, MO, NC, NM, OH, SC, TN, UT, VA, WI, WY, western half of WY)	EXPN	\$22,000	\$236,404	\$258,404	\$0	\$258,404
	341	Crane, whooping ( <i>Grus americana</i> ) - U.S.A. (Southwestern Louisiana)	EXPN	\$120,000	\$107,860	\$227,860	\$400	\$228,260
	521	Creepers, Hawaii ( <i>Oreomystis mana</i> ) - Wherever found	E	\$38,997	\$53,543	\$92,540	\$0	\$92,540
	1374	Creepers, Molokai ( <i>Paroreomyza flammea</i> ) - Wherever found	E	\$801	\$0	\$801	\$0	\$801
	1156	Creepers, Oahu ( <i>Paroreomyza maculata</i> ) - Wherever found	E	\$8,760	\$0	\$8,760	\$0	\$8,760
	142	Crow, Hawaiian (=alala) ( <i>Corvus hawaiiensis</i> ) - Wherever found	E	\$1,111,625	\$1,556	\$1,113,181	\$0	\$1,113,181
	157	Crow, Mariana (=aga) ( <i>Corvus kubaryi</i> ) - Wherever found	E	\$823,798	\$166,540	\$990,338	\$0	\$990,338

Group Name	Rank	Species (50 CFR Part 17)	Status	FWS Total	Other Fed	Federal Total	States Total	Species Total
	1261	Crow, white-necked (Corvus leucognaphalus) - Wherever found	E	\$6,000	\$0	\$6,000	\$0	\$6,000
	44	Cuckoo, yellow-billed (Coccyzus americanus) - Western U.S. DPS	T	\$979,399	\$5,347,361	\$6,326,760	\$17,100	\$6,343,860
	1151	Curassow, blue-billed (Crax alberti) - Wherever found	E	\$0	\$9,100	\$9,100	\$0	\$9,100
	1362	Curlew, Eskimo (Numenius borealis) - Wherever found	E	\$694	\$600	\$1,294	\$0	\$1,294
	210	Duck, Hawaiian (=koloa) (Anas wyvilliana) - Wherever found	E	\$116,419	\$436,595	\$553,014	\$0	\$553,014
	382	Duck, Laysan (Anas laysanensis) - Wherever found	E	\$42,817	\$123,831	\$166,648	\$0	\$166,648
	198	Eider, spectacled (Somateria fischeri) - Wherever found	T	\$440,000	\$155,886	\$595,886	\$0	\$595,886
	128	Eider, Steller's (Polysticta stelleri) - AK breeding pop.	T	\$1,054,000	\$259,186	\$1,313,186	\$0	\$1,313,186
	307	Elepaio, Oahu (Chasiempis ibidis) - Wherever found	E	\$22,195	\$253,059	\$275,254	\$0	\$275,254
	362	Falcon, Eurasian peregrine (Falco peregrinus peregrinus) - Wherever found	E	\$0	\$202,655	\$202,655	\$0	\$202,655
	476	Falcon, northern aplomado (Falco femoralis septentrionalis) - Wherever found, except where listed as an experimental population	E	\$32,600	\$75,859	\$108,459	\$0	\$108,459
	242	Falcon, northern aplomado (Falco femoralis septentrionalis) - U.S.A (AZ, NM)	EXPN	\$5,500	\$425,753	\$431,253	\$1,000	\$432,253
	1093	Finch, Laysan (honeycreeper) (Telespyza cantans) - Wherever found	E	\$9,927	\$971	\$10,898	\$0	\$10,898
	737	Finch, Nihoa (honeycreeper) (Telespyza ultima) - Wherever found	E	\$36,189	\$971	\$37,160	\$0	\$37,160
	36	Flycatcher, southwestern willow (Empidonax traillii extimus) - Wherever found	E	\$778,383	\$8,132,519	\$8,910,902	\$35,200	\$8,946,102
	333	Gallinule, Hawaiian common (Gallinula galeata sandvicensis) - Wherever found	E	\$104,424	\$139,650	\$244,074	\$0	\$244,074
	96	Gnatcatcher, coastal California (Polioptila californica californica) - Wherever found	T	\$690,583	\$1,615,392	\$2,305,975	\$0	\$2,305,975
	168	Goose, Hawaiian (Branta (=Nesochen) sandvicensis) - Wherever found	E	\$329,194	\$580,341	\$909,535	\$0	\$909,535
	350	Hawk, Hawaiian (=lo) (Buteo solitarius) - Wherever found	E	\$167,582	\$49,177	\$216,759	\$0	\$216,759

Group Name	Rank	Species (50 CFR Part 17)	Status	FWS Total	Other Fed	Federal Total	States Total	Species Total
	612	Hawk, Puerto Rican broad-winged (Buteo platypterus brunnescens) - Wherever found	E	\$50,000	\$11,103	\$61,103	\$0	\$61,103
	548	Hawk, Puerto Rican sharp-shinned (Accipiter striatus venator) - Wherever found	E	\$55,000	\$26,103	\$81,103	\$0	\$81,103
	611	Honeycreeper, (Akohekohe) crested (Palmeria dolei) - Wherever found	E	\$17,715	\$43,405	\$61,120	\$0	\$61,120
	1207	Hornbill, helmeted (Buceros (=Rhinoplax) vigil) - Wherever found	E	\$7,250	\$0	\$7,250	\$0	\$7,250
	124	Horned lark, streaked (Eremophila alpestris strigata) - Wherever found	T	\$540,488	\$926,379	\$1,466,867	\$10,000	\$1,476,867
	268	Kingfisher, Guam (Todiramphus cinnamominus) - Wherever found	E	\$163,355	\$193,834	\$357,189	\$0	\$357,189
	1385	Kite, Cuba, hook-billed (Chondrohierax uncinatus wilsonii) - Wherever found	E	\$0	\$347	\$347	\$0	\$347
	138	Kite, Everglade snail (Rostrhamus sociabilis plumbeus) - Wherever found	E	\$278,000	\$858,523	\$1,136,523	\$0	\$1,136,523
	149	Knot, red (Calidris canutus rufa) - Wherever found	T	\$516,574	\$417,785	\$934,359	\$117,121	\$1,051,480
	1394	Macaw, military (Ara militaris) - Wherever found	E	\$240	\$0	\$240	\$0	\$240
	906	Megapode, Micronesian (Megapodius laperouse) - Wherever found	E	\$18,100	\$427	\$18,527	\$0	\$18,527
	705	Millerbird, Nihoa (old world warbler) (Acrocephalus familiaris kingi) - Wherever found	E	\$41,300	\$971	\$42,271	\$0	\$42,271
	357	Moorhen, Mariana common (Gallinula chloropus guami) - Wherever found	E	\$40,146	\$169,111	\$209,257	\$0	\$209,257
	56	Murrelet, marbled (Brachyramphus marmoratus) - U.S.A. (CA, OR, WA)	T	\$1,880,564	\$2,116,250	\$3,996,814	\$724,600	\$4,721,414
	999	Nightjar, Puerto Rican (Caprimulgus noctitherus) - Wherever found	E	\$13,500	\$200	\$13,700	\$0	\$13,700
	1292	Nukupuu, Kauai (Hemignathus hanapepe) - Wherever found	E	\$4,630	\$0	\$4,630	\$0	\$4,630
	1298	Nukupuu, Maui (Hemignathus affinis) - Wherever found	E	\$4,390	\$0	\$4,390	\$0	\$4,390
	1370	ʻOʻo, Kauai (honeyeater) (Moho braccatus) - Wherever found	E	\$990	\$0	\$990	\$0	\$990
	1357	ʻOʻu (honeycreeper) (Psittirostra psittacea) - Wherever found	E	\$990	\$517	\$1,507	\$0	\$1,507

Group Name	Rank	Species (50 CFR Part 17)	Status	FWS Total	Other Fed	Federal Total	States Total	Species Total
	63	Owl, Mexican spotted (Strix occidentalis lucida) - Wherever found	T	\$29,000	\$3,909,475	\$3,938,475	\$2,100	\$3,940,575
	20	Owl, northern spotted (Strix occidentalis caurina) - Wherever found	T	\$4,727,716	\$10,518,575	\$15,246,291	\$378,664	\$15,624,955
	437	Parrot, Bahaman or Cuban (Amazona leucocephala) - Wherever found	E	\$0	\$347	\$347	\$0	\$347
	1385	Parrot, Bahaman or Cuban (Amazona leucocephala) - Wherever found	E	\$0	\$347	\$347	\$0	\$347
	413	Parrot, Maui (Kiwikiu) (Pseudonestor xanthophrys) - Wherever found	E	\$91,184	\$43,405	\$134,589	\$0	\$134,589
	115	Parrot, Puerto Rican (Amazona vittata) - Wherever found	E	\$1,621,000	\$117,365	\$1,738,365	\$0	\$1,738,365
	1342	Parrot, thick-billed (Rhynchopsitta pachyrhyncha) - Wherever found	E	\$2,000	\$0	\$2,000	\$0	\$2,000
	887	Petrel, Bermuda (Pterodroma cahow) - Wherever found	E	\$500	\$19,075	\$19,575	\$0	\$19,575
	152	Petrel, Hawaiian (Pterodroma sandwichensis) - Wherever found	E	\$523,764	\$513,431	\$1,037,195	\$0	\$1,037,195
	882	Pigeon, Puerto Rican plain (Columba inornata wetmorei) - Wherever found	E	\$17,500	\$2,840	\$20,340	\$0	\$20,340
	123	Plover, piping (Charadrius melodus) - [Great Lakes watershed DPS] - Great Lakes watershed in States of IL, IN, MI, MN, NY, OH, PA, and WI and Canada (Ont.)	E	\$732,959	\$768,423	\$1,501,382	\$11,451	\$1,512,833
	28	Plover, piping (Charadrius melodus) - [Atlantic Coast and Northern Great Plains populations] - Wherever found, except those areas where listed as endangered.	T	\$2,065,553	\$8,801,035	\$10,866,588	\$440,196	\$11,306,784
	54	Plover, western snowy (Charadrius alexandrinus nivosus) - Pacific Coast population DPS-U.S.A. (CA, OR, WA), Mexico (within 50 miles of Pacific coast)	T	\$1,749,078	\$3,093,234	\$4,842,312	\$36,200	\$4,878,512
	1320	Po'ouli (honeycreeper) (Melamprosops phaeosoma) - Wherever found	E	\$3,444	\$0	\$3,444	\$0	\$3,444
	215	Prairie-chicken, Attwater's greater (Tymppanuchus cupido attwateri) - Wherever found	E	\$507,300	\$13,100	\$520,400	\$0	\$520,400
	139	Prairie-chicken, lesser (Tymppanuchus pallidicinctus) - Wherever found	T	\$793,461	\$190,013	\$983,474	\$151,052	\$1,134,526

Group Name	Rank	Species (50 CFR Part 17)	Status	FWS Total	Other Fed	Federal Total	States Total	Species Total
	158	Rail, California clapper (Rallus longirostris obsoletus) - Wherever found	E	\$438,000	\$545,279	\$983,279	\$0	\$983,279
	253	Rail, Guam (Rallus owstoni) - Wherever found, except where listed as an experimental population	E	\$274,282	\$122,292	\$396,574	\$0	\$396,574
	694	Rail, Guam (Rallus owstoni) - Rota	EXPN	\$43,913	\$0	\$43,913	\$0	\$43,913
	231	Rail, light-footed clapper (Rallus longirostris levipes) - Wherever found	E	\$168,394	\$291,422	\$459,816	\$0	\$459,816
	90	Rail, Yuma clapper (Rallus longirostris yumanensis) - Wherever found	E	\$537,697	\$1,963,890	\$2,501,587	\$28,000	\$2,529,587
	72	Sage-grouse, Gunnison (Centrocercus minimus) - Wherever found	T	\$597,709	\$2,636,459	\$3,234,168	\$32,000	\$3,266,168
	121	Scrub-jay, Florida (Aphelocoma coerulescens) - Wherever found	T	\$526,500	\$1,014,669	\$1,541,169	\$0	\$1,541,169
	143	Shearwater, Newell's Townsend's (Puffinus auricularis newelli) - Wherever found	T	\$987,394	\$118,828	\$1,106,222	\$0	\$1,106,222
	107	Shrike, San Clemente loggerhead (Lanius ludovicianus mearnsi) - Wherever found	E	\$65,308	\$1,933,056	\$1,998,364	\$0	\$1,998,364
	144	Sparrow, Cape Sable seaside (Ammodramus maritimus mirabilis) - Wherever found	E	\$412,000	\$693,627	\$1,105,627	\$0	\$1,105,627
	340	Sparrow, Florida grasshopper (Ammodramus savannarum floridanus) - Wherever found	E	\$107,500	\$123,830	\$231,330	\$0	\$231,330
	194	Sparrow, San Clemente sage (Amphispiza belli clementeae) - Wherever found	T	\$35,148	\$587,249	\$622,397	\$0	\$622,397
	171	Stilt, Hawaiian (Himantopus mexicanus knudseni) - Wherever found	E	\$225,500	\$672,729	\$898,229	\$0	\$898,229
	78	Stork, wood (Mycteria americana) - AL, FL, GA, MS, NC, SC	T	\$420,000	\$2,609,106	\$3,029,106	\$42,350	\$3,071,456
	312	Swiftlet, Mariana gray (Aerodramus vanikorensis bartschi) - Wherever found	E	\$39,081	\$222,962	\$262,043	\$0	\$262,043
	84	Tern, California least (Sterna antillarum browni) - Wherever found	E	\$219,235	\$2,637,059	\$2,856,294	\$0	\$2,856,294
	40	Tern, least (Sterna antillarum) - interior pop.	E	\$253,226	\$7,577,147	\$7,830,373	\$61,896	\$7,892,269
	227	Tern, roseate (Sterna dougallii dougallii) - northeast U.S. nesting pop.	E	\$190,600	\$264,625	\$455,225	\$15,000	\$470,225

Group Name	Rank	Species (50 CFR Part 17)	Status	FWS Total	Other Fed	Federal Total	States Total	Species Total
	537	Tern, roseate (Sterna dougallii dougallii) - Western Hemisphere except NE U.S.	T	\$30,000	\$54,676	\$84,676	\$29	\$84,705
	1374	Thrush, large Kauai (=kamao) (Myadestes myadestinus) - Wherever found	E	\$801	\$0	\$801	\$0	\$801
	1300	Thrush, Molokai (Myadestes lanaiensis rutha) - Wherever found	E	\$4,248	\$0	\$4,248	\$0	\$4,248
	389	Thrush, small Kauai (=puaiohi) (Myadestes palmeri) - Wherever found	E	\$147,615	\$11,710	\$159,325	\$0	\$159,325
	370	Towhee, Inyo California (Pipilo crissalis eremophilus) - Wherever found	T	\$25,452	\$166,954	\$192,406	\$0	\$192,406
	225	Vireo, Black-capped (Vireo atricapilla) - Wherever found	E	\$224,890	\$251,600	\$476,490	\$6,696	\$483,186
	98	Vireo, least Bell's (Vireo bellii pusillus) - Wherever found	E	\$724,815	\$1,564,843	\$2,289,658	\$0	\$2,289,658
	582	Warbler, elfin-woods (Setophaga angelae) - Wherever found	T	\$70,000	\$0	\$70,000	\$0	\$70,000
	187	Warbler, Kirtland's (Setophaga kirtlandii (=Dendroica kirtlandii)) - Wherever found	E	\$201,400	\$131,955	\$333,355	\$351,451	\$684,806
	833	Warbler, nightingale reed (old world warbler) (Acrocephalus luscina) - Wherever found	E	\$24,165	\$0	\$24,165	\$0	\$24,165
	1360	Warbler (=wood), Bachman's (Vermivora bachmanii) - Wherever found	E	\$0	\$447	\$447	\$950	\$1,397
	150	Warbler (=wood), golden-cheeked (Dendroica chrysoparia) - Wherever found	E	\$419,000	\$631,715	\$1,050,715	\$0	\$1,050,715
	1376	White-eye, bridled (Zosterops conspicillatus conspicillatus) - Wherever found	E	\$761	\$0	\$761	\$0	\$761
	1146	White-eye, Rota bridled (Zosterops rotensis) - Wherever found	E	\$9,178	\$0	\$9,178	\$0	\$9,178
	1336	Woodpecker, ivory-billed (Campephilus principalis) - Wherever found	E	\$2,000	\$347	\$2,347	\$0	\$2,347
	12	Woodpecker, red-cockaded (Picoides borealis) - Wherever found	E	\$1,875,640	\$22,512,247	\$24,387,887	\$644,215	\$25,032,102
Birds subtotal				\$37,590,425	\$104,627,272	\$142,217,697	\$3,364,770	\$145,582,467
Reptiles	178	Alligator, American (Alligator mississippiensis) - Wherever found	SAT	\$4,994	\$705,876	\$710,870	\$125,087	\$835,957
	1235	Anole, Culebra Island giant (Anolis roosevelti) - Wherever found	E	\$6,500	\$0	\$6,500	\$0	\$6,500

Group Name	Rank	Species (50 CFR Part 17)	Status	FWS Total	Other Fed	Federal Total	States Total	Species Total
	654	Boa, Jamaican (Epicrates subflavus) - Wherever found	E	\$0	\$51,667	\$51,667	\$0	\$51,667
	1202	Boa, Mona (Epicrates monensis monensis) - Wherever found	T	\$7,500	\$0	\$7,500	\$0	\$7,500
	519	Boa, Puerto Rican (Epicrates inornatus) - Wherever found	E	\$34,500	\$59,630	\$94,130	\$0	\$94,130
	807	Boa, Virgin Islands, tree (Epicrates monensis granti) - Wherever found	E	\$26,500	\$300	\$26,800	\$0	\$26,800
	557	Crocodile, African slender-snouted (Crocodylus cataphractus) - Wherever found	E	\$78,000	\$0	\$78,000	\$0	\$78,000
	237	Crocodile, American (Crocodylus acutus) - U.S.A. (FL)	T	\$24,000	\$423,877	\$447,877	\$0	\$447,877
	1384	Crocodile, Cuban (Crocodylus rhombifer) - Wherever found	E	\$0	\$348	\$348	\$0	\$348
	667	Crocodile, Nile (Crocodylus niloticus) - Wherever found	T	\$50,000	\$0	\$50,000	\$0	\$50,000
	667	Crocodile, saltwater (Crocodylus porosus) - Australia	T	\$50,000	\$0	\$50,000	\$0	\$50,000
	355	Gartersnake, narrow-headed (Thamnophis rufipunctatus) - Wherever found	T	\$69,000	\$46,300	\$115,300	\$97,900	\$213,200
	199	Gartersnake, northern Mexican (Thamnophis eques megalops) - Wherever found	T	\$62,500	\$407,724	\$470,224	\$119,250	\$589,474
	1124	Gecko, Monito (Sphaerodactylus micropithecus) - Wherever found	E	\$10,000	\$0	\$10,000	\$0	\$10,000
	797	Iguana, Cuban ground (Cyclura nubila nubila) - (Cyclura nubila nubila)	T	\$0	\$29,148	\$29,148	\$0	\$29,148
	883	Iguana, Fiji banded (Brachylophus fasciatus) - Wherever found	E	\$20,000	\$0	\$20,000	\$0	\$20,000
	977	Iguana, Mona ground (Cyclura stejnegeri) - Wherever found	T	\$14,500	\$0	\$14,500	\$0	\$14,500
	154	Lizard, blunt-nosed leopard (Gambelia silus) - Wherever found	E	\$246,312	\$780,752	\$1,027,064	\$0	\$1,027,064
	516	Lizard, Coachella Valley fringe-toed (Uma inornata) - Wherever found	T	\$28,652	\$66,791	\$95,443	\$0	\$95,443
	989	Lizard, St. Croix ground (Ameiva polops) - Wherever found	E	\$6,500	\$7,500	\$14,000	\$0	\$14,000
	591	Rattlesnake, New Mexican ridge-nosed (Crotalus willardi obscurus) - Wherever found	T	\$27,000	\$39,400	\$66,400	\$500	\$66,900
	153	Sea turtle, green (Chelonia mydas) - Central North Pacific DPS	T	\$124,413	\$911,594	\$1,036,007	\$0	\$1,036,007

Group Name	Rank	Species (50 CFR Part 17)	Status	FWS Total	Other Fed	Federal Total	States Total	Species Total
	182	Sea turtle, green (Chelonia mydas) - Central South Pacific DPS	E	\$73,912	\$708,968	\$782,880	\$0	\$782,880
	118	Sea turtle, green (Chelonia mydas) - Central West Pacific DPS	E	\$95,478	\$1,571,930	\$1,667,408	\$0	\$1,667,408
	394	Sea turtle, green (Chelonia mydas) - East Indian-West Pacific DPS	T	\$81,000	\$74,000	\$155,000	\$0	\$155,000
	1072	Sea turtle, green (Chelonia mydas) - Mediterranean DPS	E	\$11,500	\$0	\$11,500	\$0	\$11,500
	844	Sea turtle, green (Chelonia mydas) - North Indian DPS	T	\$23,000	\$0	\$23,000	\$0	\$23,000
	130	Sea turtle, green (Chelonia mydas) - East Pacific DPS	T	\$124,906	\$1,148,625	\$1,273,531	\$5,000	\$1,278,531
	100	Sea turtle, green (Chelonia mydas) - North Atlantic DPS	T	\$536,250	\$1,710,417	\$2,246,667	\$2,500	\$2,249,167
	151	Sea turtle, green (Chelonia mydas) - South Atlantic DPS	T	\$209,500	\$478,189	\$687,689	\$353,255	\$1,040,944
	69	Sea turtle, hawksbill (Eretmochelys imbricata) - Wherever found	E	\$589,956	\$2,947,684	\$3,537,640	\$13,950	\$3,551,590
	60	Sea turtle, Kemp's ridley (Lepidochelys kempii) - Wherever found	E	\$507,256	\$3,654,069	\$4,161,325	\$108,262	\$4,269,587
	53	Sea turtle, leatherback (Dermochelys coriacea) - Wherever found	E	\$1,318,103	\$3,543,376	\$4,861,479	\$25,650	\$4,887,129
	49	Sea turtle, loggerhead (Caretta caretta) - Northwest Atlantic Ocean DPS	T	\$1,278,975	\$3,662,798	\$4,941,773	\$280,167	\$5,221,940
	112	Sea turtle, loggerhead (Caretta caretta) - North Pacific Ocean DPS	E	\$37,995	\$1,792,089	\$1,830,084	\$0	\$1,830,084
	1072	Sea turtle, loggerhead (Caretta caretta) - Mediterranean Sea DPS	E	\$11,500	\$0	\$11,500	\$0	\$11,500
	459	Sea turtle, loggerhead (Caretta caretta) - North Indian Ocean DPS	E	\$112,500	\$4,537	\$117,037	\$0	\$117,037
	292	Sea turtle, loggerhead (Caretta caretta) - Northeast Atlantic Ocean DPS	E	\$238,500	\$71,510	\$310,010	\$0	\$310,010
	309	Sea turtle, loggerhead (Caretta caretta) - South Atlantic Ocean DPS	T	\$0	\$273,258	\$273,258	\$0	\$273,258
	1295	Sea turtle, loggerhead (Caretta caretta) - South Pacific Ocean DPS	E	\$0	\$4,537	\$4,537	\$0	\$4,537
	186	Sea turtle, olive ridley (Lepidochelys olivacea) - Wherever found, except when listed as endangered under 50 CFR 224.101	T	\$410,836	\$310,436	\$721,272	\$0	\$721,272



Group Name	Rank	Species (50 CFR Part 17)	Status	FWS Total	Other Fed	Federal Total	States Total	Species Total
	839	Sea turtle, olive ridley ( <i>Lepidochelys olivacea</i> ) - Breeding colony populations on Pacific coast of Mexico	E	\$23,255	\$300	\$23,555	\$0	\$23,555
	248	Skink, bluetail mole ( <i>Eumeces egregius lividus</i> ) - Wherever found	T	\$347,500	\$63,800	\$411,300	\$0	\$411,300
	173	Skink, sand ( <i>Neoseps reynoldsi</i> ) - Wherever found	T	\$680,500	\$213,785	\$894,285	\$0	\$894,285
	1256	Skink, Slevin's ( <i>Eumeces slevini</i> ) - Wherever found	E	\$6,145	\$0	\$6,145	\$0	\$6,145
	959	Snake, Atlantic salt marsh ( <i>Nerodia clarkii taeniata</i> ) - Wherever found	T	\$12,500	\$2,700	\$15,200	\$0	\$15,200
	624	Snake, black pine ( <i>Pituophis melanoleucus lodingi</i> ) - Wherever found	T	\$15,000	\$42,475	\$57,475	\$450	\$57,925
	1252	Snake, copperbelly water ( <i>Nerodia erythrogaster neglecta</i> ) - Indiana north of 40 degrees north latitude, Michigan, Ohio	T	\$3,200	\$1,541	\$4,741	\$1,451	\$6,192
	105	Snake, eastern indigo ( <i>Drymarchon corais couperi</i> ) - Wherever found	T	\$363,000	\$1,510,270	\$1,873,270	\$150,000	\$2,023,270
	113	Snake, giant garter ( <i>Thamnophis gigas</i> ) - Wherever found	T	\$414,279	\$1,393,591	\$1,807,870	\$0	\$1,807,870
	319	Snake, San Francisco garter ( <i>Thamnophis sirtalis tetrataenia</i> ) - Wherever found	E	\$55,220	\$200,461	\$255,681	\$0	\$255,681
	299	Tortoise, desert ( <i>Gopherus agassizii</i> ) - AZ south and east of Colorado R.; and Mexico, when found outside of Mexico or said range in AZ	SAT	\$0	\$291,113	\$291,113	\$0	\$291,113
	15	Tortoise, desert ( <i>Gopherus agassizii</i> ) - Wherever found, except AZ south and east of Colorado R., and Mexico	T	\$2,343,015	\$16,051,289	\$18,394,304	\$160,300	\$18,554,604
	66	Tortoise, gopher ( <i>Gopherus polyphemus</i> ) - West of Mobile and Tombigbee Rivers	T	\$148,000	\$3,518,078	\$3,666,078	\$11,334	\$3,677,412
	1189	Turtle, Alabama red-bellied ( <i>Pseudemys alabamensis</i> ) - Wherever found	E	\$200	\$7,220	\$7,420	\$450	\$7,870
	136	Turtle, bog ( <i>Clemmys muhlenbergii</i> ) - Wherever found, except GA, NC, SC, TN, VA	T	\$435,427	\$582,672	\$1,018,099	\$165,345	\$1,183,444
	477	Turtle, bog ( <i>Clemmys muhlenbergii</i> ) - U.S.A. (GA, NC, SC, TN, VA)	SAT	\$19,000	\$8,003	\$27,003	\$80,562	\$107,565

Group Name	Rank	Species (50 CFR Part 17)	Status	FWS Total	Other Fed	Federal Total	States Total	Species Total
	1109	Turtle, flattened musk (Sternotherus depressus) - Black Warrior R. system upstream from Bankhead Dam	T	\$2,000	\$8,313	\$10,313	\$0	\$10,313
	638	Turtle, Plymouth Redbelly (Pseudemys rubriventris bangsi) - Wherever found	E	\$41,500	\$1,420	\$42,920	\$13,000	\$55,920
	900	Turtle, ringed map (Graptemys oculifera) - Wherever found	T	\$0	\$13,765	\$13,765	\$5,000	\$18,765
	964	Turtle, yellow-blotched map (Graptemys flavimaculata) - Wherever found	T	\$0	\$9,893	\$9,893	\$5,000	\$14,893
	418	Whipsnake (=striped racer), Alameda (Masticophis lateralis euryxanthus) - Wherever found	T	\$10,139	\$122,101	\$132,240	\$0	\$132,240
Reptiles subtotal				\$11,471,918	\$49,530,120	\$61,002,038	\$1,724,413	\$62,726,451
Amphibians	820	Coqui, golden (Eleutherodactylus jasperii) - Wherever found	T	\$8,000	\$17,500	\$25,500	\$0	\$25,500
	1153	Coqui, Llanero (Eleutherodactylus juanaveroi) - Wherever found	E	\$7,500	\$1,490	\$8,990	\$0	\$8,990
	50	Frog, California red-legged (Rana draytonii) - Wherever found	T	\$1,184,281	\$3,982,520	\$5,166,801	\$0	\$5,166,801
	172	Frog, Chiricahua leopard (Rana chiricahuensis) - Wherever found	T	\$121,214	\$439,385	\$560,599	\$337,460	\$898,059
	250	Frog, dusky gopher (Rana sevosa) - Wherever found	E	\$224,500	\$121,019	\$345,519	\$65,000	\$410,519
	515	Frog, mountain yellow-legged (Rana muscosa) - Southern California DPS	E	\$69,300	\$26,350	\$95,650	\$0	\$95,650
	277	Frog, mountain yellow-legged (Rana muscosa) - Northern California DPS	E	\$106,365	\$232,787	\$339,152	\$0	\$339,152
	101	Frog, Oregon spotted (Rana pretiosa) - Wherever found	T	\$1,820,418	\$358,727	\$2,179,145	\$28,300	\$2,207,445
	779	Frog, Panamanian golden (Atelopus varius zeteki) - Wherever found	E	\$0	\$31,500	\$31,500	\$0	\$31,500
	146	Frog, Sierra Nevada Yellow-legged (Rana sierrae) - Wherever found	E	\$414,167	\$662,490	\$1,076,657	\$0	\$1,076,657
	1202	Guajon (Eleutherodactylus cooki) - Wherever found	T	\$7,500	\$0	\$7,500	\$0	\$7,500
	576	Hellbender, Ozark (Cryptobranchus alleganiensis bishopi) - Wherever found	E	\$56,500	\$6,500	\$63,000	\$8,200	\$71,200
	373	Salamander, Austin blind (Eurycea waterlooensis) - Wherever found	E	\$13,000	\$175,000	\$188,000	\$0	\$188,000

Group Name	Rank	Species (50 CFR Part 17)	Status	FWS Total	Other Fed	Federal Total	States Total	Species Total
	878	Salamander, Barton Springs (Eurycea sosorum) - Wherever found	E	\$20,000	\$500	\$20,500	\$0	\$20,500
	86	Salamander, California tiger (Ambystoma californiense) - U.S.A. (CA - Santa Barbara County)	E	\$868,377	\$1,873,797	\$2,742,174	\$0	\$2,742,174
	729	Salamander, California tiger (Ambystoma californiense) - U.S.A. (CA - Sonoma County)	E	\$0	\$38,150	\$38,150	\$0	\$38,150
	234	Salamander, California tiger (Ambystoma californiense) - U.S.A. (Central CA DPS)	T	\$0	\$457,779	\$457,779	\$0	\$457,779
	710	Salamander, Cheat Mountain (Plethodon nettingi) - Wherever found	T	\$32,500	\$2,113	\$34,613	\$6,753	\$41,366
	1380	Salamander, desert slender (Batrachoseps aridus) - Wherever found	E	\$580	\$0	\$580	\$0	\$580
	196	Salamander, frosted flatwoods (Ambystoma cingulatum) - Wherever found	T	\$238,500	\$346,965	\$585,465	\$30,000	\$615,465
	1124	Salamander, Georgetown (Eurycea naufragia) - Wherever found	T	\$10,000	\$0	\$10,000	\$0	\$10,000
	858	Salamander, Jemez Mountains (Plethodon neomexicanus) - Wherever found	E	\$16,000	\$4,900	\$20,900	\$900	\$21,800
	374	Salamander, Jollyville Plateau (Eurycea tonkawae) - Wherever found	T	\$10,000	\$175,000	\$185,000	\$0	\$185,000
	1348	Salamander, Red Hills (Phaeognathus hubrichti) - Wherever found	T	\$1,500	\$339	\$1,839	\$0	\$1,839
	240	Salamander, Reticulated flatwoods (Ambystoma bishopi) - Wherever found	E	\$67,000	\$357,373	\$424,373	\$20,000	\$444,373
	1124	Salamander, Salado (Eurycea chisholmensis) - Wherever found	T	\$10,000	\$0	\$10,000	\$0	\$10,000
	941	Salamander, San Marcos (Eurycea nana) - Wherever found	T	\$12,000	\$4,500	\$16,500	\$0	\$16,500
	622	Salamander, Santa Cruz long-toed (Ambystoma macrodactylum croceum) - Wherever found	E	\$44,209	\$14,600	\$58,809	\$0	\$58,809
	785	Salamander, Shenandoah (Plethodon shenandoah) - Wherever found	E	\$1,800	\$29,000	\$30,800	\$0	\$30,800
	272	Salamander, Sonora tiger (Ambystoma tigrinum stebbinsi) - Wherever found	E	\$3,500	\$266,032	\$269,532	\$77,500	\$347,032

Group Name	Rank	Species (50 CFR Part 17)	Status	FWS Total	Other Fed	Federal Total	States Total	Species Total
	888	Salamander, Texas blind (Typhlomolge rathbuni) - Wherever found	E	\$15,000	\$4,500	\$19,500	\$0	\$19,500
	99	Toad, arroyo (=arroyo southwestern) (Anaxyrus californicus) - Wherever found	E	\$199,121	\$2,083,656	\$2,282,777	\$0	\$2,282,777
	269	Toad, Houston (Bufo houstonensis) - Wherever found	E	\$76,000	\$279,000	\$355,000	\$0	\$355,000
	916	Toad, Puerto Rican crested (Peltophryne lemur) - Wherever found	T	\$16,000	\$1,900	\$17,900	\$0	\$17,900
	294	Toad, Wyoming (Bufo hemiophrys baxteri) - Wherever found	E	\$278,302	\$15,140	\$293,442	\$12,366	\$305,808
	327	Toad, Yosemite (Anaxyrus canorus) - Wherever found	T	\$161,443	\$87,591	\$249,034	\$0	\$249,034
Amphibians subtotal				\$6,114,577	\$12,098,103	\$18,212,680	\$586,479	\$18,799,159
Fishes	1202	Blindcat, Mexican (catfish) (Prietella phreatophila) - Wherever found	E	\$0	\$7,500	\$7,500	\$0	\$7,500
	188	Bocaccio (Sebastes paucispinis) - Puget Sound - Georgia Basin DPS	E	\$0	\$589,931	\$589,931	\$91,114	\$681,045
	718	Bonytongue, Asian (Scleropages formosus) - Wherever found	E	\$40,000	\$0	\$40,000	\$0	\$40,000
	378	Catfish, Yaqui (Ictalurus pricei) - Wherever found	T	\$168,800	\$100	\$168,900	\$2,000	\$170,900
	1396	Cavefish, Alabama (Speoplatyrhinus poulsoni) - Wherever found	E	\$100	\$100	\$200	\$0	\$200
	320	Cavefish, Ozark (Amblyopsis rosae) - Wherever found	T	\$241,555	\$8,440	\$249,995	\$5,571	\$255,566
	29	Chub, bonytail (Gila elegans) - Wherever found	E	\$487,777	\$10,140,713	\$10,628,490	\$281,500	\$10,909,990
	79	Chub, Borax Lake (Gila boraxobius) - Wherever found	E	\$3,036,360	\$15,050	\$3,051,410	\$8,000	\$3,059,410
	1087	Chub, Chihuahuah (Gila nigrescens) - Wherever found	T	\$0	\$3,315	\$3,315	\$7,761	\$11,076
	131	Chub, Gila (Gila intermedia) - Wherever found	E	\$40,500	\$1,116,600	\$1,157,100	\$80,627	\$1,237,727
	35	Chub, humpback (Gila cypha) - Wherever found	E	\$122,408	\$8,867,461	\$8,989,869	\$321,500	\$9,311,369
	889	Chub, Hutton tui (Gila bicolor ssp.) - Wherever found	T	\$4,240	\$15,240	\$19,480	\$0	\$19,480
	558	Chub, Owens Tui (Gila bicolor ssp. snyderi) - Wherever found	E	\$68,728	\$9,000	\$77,728	\$0	\$77,728
	479	Chub, Pahranaagat roundtail (Gila robusta jordani) - Wherever found	E	\$93,289	\$14,000	\$107,289	\$0	\$107,289

Group Name	Rank	Species (50 CFR Part 17)	Status	FWS Total	Other Fed	Federal Total	States Total	Species Total
	1099	Chub, slender (Erimystax cahni) - Wherever found	T	\$7,500	\$3,240	\$10,740	\$0	\$10,740
	1335	Chub, Sonora (Gila ditaenia) - Wherever found	T	\$300	\$100	\$400	\$2,000	\$2,400
	474	Chub, spottin (Erimonax monachus) - Wherever found, except where listed as an experimental population	T	\$53,500	\$50,740	\$104,240	\$6,729	\$110,969
	1176	Chub, spottin (Erimonax monachus) - U.S.A. (TN-specified portions of the Tellico River; see 17.84(m)(1)(ii))	EXPN	\$0	\$8,100	\$8,100	\$0	\$8,100
	217	Chub, Virgin River (Gila seminuda (=robusta)) - Wherever found	E	\$2,000	\$55,400	\$57,400	\$459,500	\$516,900
	1192	Chub, Yaqui (Gila purpurea) - Wherever found	E	\$6,700	\$100	\$6,800	\$1,000	\$7,800
	404	Cui-ui (Chasmistes cujus) - Wherever found	E	\$76,544	\$65,100	\$141,644	\$0	\$141,644
	578	Dace, Ash Meadows speckled (Rhinichthys osculus nevadensis) - Wherever found	E	\$68,864	\$1,500	\$70,364	\$0	\$70,364
	410	Dace, blackside (Phoxinus cumberlandensis) - Wherever found	T	\$118,500	\$17,481	\$135,981	\$1,300	\$137,281
	838	Dace, Clover Valley speckled (Rhinichthys osculus oligopus) - Wherever found	E	\$11,482	\$12,230	\$23,712	\$0	\$23,712
	380	Dace, desert (Eremichthys acros) - Wherever found	T	\$86,112	\$83,150	\$169,262	\$0	\$169,262
	396	Dace, Fosskett speckled (Rhinichthys osculus ssp.) - Wherever found	T	\$121,740	\$18,750	\$140,490	\$13,000	\$153,490
	819	Dace, Independence Valley speckled (Rhinichthys osculus lethoporus) - Wherever found	E	\$13,395	\$12,230	\$25,625	\$0	\$25,625
	1364	Dace, Kendall Warm Springs (Rhinichthys osculus thermalis) - Wherever found	E	\$1,131	\$0	\$1,131	\$0	\$1,131
	745	Dace, Laurel (Chrosomus saylori) - Wherever found	E	\$36,500	\$0	\$36,500	\$0	\$36,500
	359	Dace, Moapa (Moapa coriacea) - Wherever found	E	\$118,904	\$85,500	\$204,404	\$0	\$204,404
	774	Darter, amber (Percina antesella) - Wherever found	E	\$18,000	\$9,110	\$27,110	\$5,000	\$32,110
	1371	Darter, bayou (Etheostoma rubrum) - Wherever found	T	\$200	\$313	\$513	\$450	\$963
	539	Darter, bluemark (Etheostoma akatlilo) - Wherever found	E	\$6,000	\$78,490	\$84,490	\$0	\$84,490
	552	Darter, boulder (Etheostoma wapiti) - Wherever found	E	\$1,500	\$78,160	\$79,660	\$0	\$79,660

Group Name	Rank	Species (50 CFR Part 17)	Status	FWS Total	Other Fed	Federal Total	States Total	Species Total
	204	Darter, Cherokee (Etheostoma scotti) - Wherever found	T	\$544,500	\$15,620	\$560,120	\$5,000	\$565,120
	768	Darter, Cumberland (Etheostoma susanae) - Wherever found	E	\$24,500	\$7,420	\$31,920	\$800	\$32,720
	1196	Darter, diamond (Crystallaria cincotta) - Wherever found	E	\$2,600	\$4,535	\$7,135	\$600	\$7,735
	108	Darter, duskytail (Etheostoma percnurum) - Wherever found	E	\$60,500	\$1,927,210	\$1,987,710	\$0	\$1,987,710
	1399	Darter, duskytail (Etheostoma percnurum) - Tellico River, TN	EXPN	\$0	\$100	\$100	\$0	\$100
	208	Darter, Etowah (Etheostoma etowahae) - Wherever found	E	\$541,500	\$8,120	\$549,620	\$5,000	\$554,620
	789	Darter, fountain (Etheostoma fonticola) - Wherever found	E	\$20,000	\$10,000	\$30,000	\$0	\$30,000
	1019	Darter, goldline (Percina aurolineata) - Wherever found	T	\$3,000	\$5,070	\$8,070	\$5,000	\$13,070
	493	Darter, leopard (Percina pantherina) - Wherever found	T	\$77,442	\$5,270	\$82,712	\$21,111	\$103,823
	365	Darter, Nangua (Etheostoma nanguae) - Wherever found	T	\$178,527	\$19,299	\$197,826	\$0	\$197,826
	346	Darter, Okaloosa (Etheostoma okaloosae) - Wherever found	T	\$27,500	\$194,572	\$222,072	\$0	\$222,072
	550	Darter, relict (Etheostoma chienense) - Wherever found	E	\$12,000	\$68,187	\$80,187	\$0	\$80,187
	1299	Darter, rush (Etheostoma phytophilum) - Wherever found	E	\$4,000	\$284	\$4,284	\$0	\$4,284
	602	Darter, slackwater (Etheostoma boschungii) - Wherever found	T	\$41,500	\$5,060	\$46,560	\$17,259	\$63,819
	616	Darter, snail (Percina tanasi) - Wherever found	T	\$48,000	\$9,610	\$57,610	\$3,000	\$60,610
	1305	Darter, vermilion (Etheostoma chermocki) - Wherever found	E	\$4,000	\$0	\$4,000	\$0	\$4,000
	1261	Darter, watercress (Etheostoma nuchale) - Wherever found	E	\$5,000	\$1,000	\$6,000	\$0	\$6,000
	925	Darter, yellowcheek (Etheostoma moorei) - Wherever found	E	\$17,000	\$0	\$17,000	\$400	\$17,400
	116	Eulachon (Thaleichthys pacificus) - Southern DPS	T	\$0	\$1,677,297	\$1,677,297	\$43,441	\$1,720,738
	1261	Gambusia, Big Bend (Gambusia gaigei) - Wherever found	E	\$1,000	\$5,000	\$6,000	\$0	\$6,000
	1369	Gambusia, Clear Creek (Gambusia heterochir) - Wherever found	E	\$1,000	\$0	\$1,000	\$0	\$1,000
	783	Gambusia, Pecos (Gambusia nobilis) - Wherever found	E	\$2,000	\$20,100	\$22,100	\$8,910	\$31,010

Group Name	Rank	Species (50 CFR Part 17)	Status	FWS Total	Other Fed	Federal Total	States Total	Species Total
	1349	Gambusia, San Marcos (Gambusia georgei) - Wherever found	E	\$200	\$1,600	\$1,800	\$0	\$1,800
	220	Goby, tidewater (Eucyclogobius newberryi) - Wherever found	E	\$315,295	\$194,370	\$509,665	\$0	\$509,665
	872	Logperch, Conasauga (Percina jenkinsi) - Wherever found	E	\$10,500	\$5,240	\$15,740	\$5,000	\$20,740
	344	Logperch, Roanoke (Percina rex) - Wherever found	E	\$81,500	\$100,913	\$182,413	\$41,790	\$224,203
	963	Madtom, chucky (Noturus crypticus) - Wherever found	E	\$15,000	\$0	\$15,000	\$0	\$15,000
	397	Madtom, Neosho (Noturus placidus) - Wherever found	T	\$13,100	\$134,842	\$147,942	\$0	\$147,942
	1077	Madtom, pygmy (Noturus stanauli) - Wherever found	E	\$6,500	\$4,860	\$11,360	\$0	\$11,360
	1358	Madtom, pygmy (Noturus stanauli) - U.S.A. (TN - specified portions of the French Broad and Holston Rivers; see 17.84(f)(1)(i))	EXPN	\$0	\$1,500	\$1,500	\$0	\$1,500
	1346	Madtom, Scioto (Noturus trautmani) - Wherever found	E	\$0	\$430	\$430	\$1,451	\$1,881
	1170	Madtom, smoky (Noturus baileyi) - Wherever found	E	\$800	\$7,480	\$8,280	\$0	\$8,280
	668	Madtom, yellowfin (Noturus flavipinnis) - Wherever found, except where listed as an experimental population	T	\$40,500	\$9,480	\$49,980	\$0	\$49,980
	1282	Madtom, yellowfin (Noturus flavipinnis) - U.S.A. (TN, VA - specified portions of the Holston River and watershed; see 17.84(e)(1)(i))	EXPN	\$5,000	\$0	\$5,000	\$0	\$5,000
	744	Minnow, Devils River (Dionda diaboli) - Wherever found	T	\$5,000	\$8,500	\$13,500	\$23,030	\$36,530
	163	Minnow, loach (Tiaroga cobitis) - Wherever found	E	\$23,000	\$786,460	\$809,460	\$146,881	\$956,341
	37	Minnow, Rio Grande Silvery (Hybognathus amarus) - Wherever found, except where listed as an experimental population	E	\$130,241	\$8,405,132	\$8,535,373	\$8,969	\$8,544,342
	1334	Minnow, Rio Grande Silvery (Hybognathus amarus) - Rio Grande, from Little Box Canyon to Amistad Dam	EXPN	\$0	\$2,500	\$2,500	\$0	\$2,500
	38	Pikeminnow (=squawfish), Colorado (Ptychocheilus lucius) - Wherever found, except where listed as an experimental population	E	\$103,365	\$8,415,509	\$8,518,874	\$500	\$8,519,374

Group Name	Rank	Species (50 CFR Part 17)	Status	FWS Total	Other Fed	Federal Total	States Total	Species Total
	361	Pikeminnow (=squawfish), Colorado (Ptychocheilus lucius) - Salt and Verde R. drainages, AZ	EXPN	\$13,589	\$14,100	\$27,689	\$175,000	\$202,689
	776	Poolfish, Pahrump (Empetrichthys latos) - Wherever found	E	\$19,947	\$12,000	\$31,947	\$0	\$31,947
	494	Pupfish, Ash Meadows Amargosa (Cyprinodon nevadensis mionectes) - Wherever found	E	\$101,603	\$1,500	\$103,103	\$0	\$103,103
	732	Pupfish, Comanche Springs (Cyprinodon elegans) - Wherever found	E	\$0	\$13,100	\$13,100	\$24,609	\$37,709
	216	Pupfish, desert (Cyprinodon macularius) - Wherever found	E	\$89,516	\$331,440	\$420,956	\$96,500	\$517,456
	166	Pupfish, Devils Hole (Cyprinodon diabolis) - Wherever found	E	\$326,403	\$606,000	\$932,403	\$0	\$932,403
	503	Pupfish, Owens (Cyprinodon riosus) - Wherever found	E	\$59,976	\$40,500	\$100,476	\$0	\$100,476
	429	Pupfish, Warm Springs (Cyprinodon nevadensis pectoralis) - Wherever found	E	\$128,526	\$0	\$128,526	\$0	\$128,526
	185	Rockfish, canary (Sebastes pinniger) - Puget Sound - Georgia Basin DPS	T	\$0	\$608,315	\$608,315	\$113,206	\$721,521
	183	Rockfish, yelloweye (Sebastes ruberrimus) - Puget Sound - Georgia Basin DPS	T	\$0	\$605,643	\$605,643	\$121,452	\$727,095
	33	Salmon, Atlantic (Salmo salar) - Gulf of Maine DPS	E	\$2,477,382	\$7,536,499	\$10,013,881	\$0	\$10,013,881
	7	Salmon, Chinook (Oncorhynchus (=Salmo) tshawytscha) - Snake River fall-run ESU	T	\$364,000	\$37,524,957	\$37,888,957	\$1,800,652	\$39,689,609
	2	Salmon, Chinook (Oncorhynchus (=Salmo) tshawytscha) - Snake River spring/summer-run ESU	T	\$290,500	\$59,143,839	\$59,434,339	\$1,797,221	\$61,231,560
	32	Salmon, Chinook (Oncorhynchus (=Salmo) tshawytscha) - Sacramento River winter-run ESU	E	\$20,000	\$10,236,141	\$10,256,141	\$0	\$10,256,141
	9	Salmon, Chinook (Oncorhynchus (=Salmo) tshawytscha) - Puget Sound ESU	T	\$211,688	\$10,184,076	\$10,395,764	\$18,791,533	\$29,187,297
	8	Salmon, Chinook (Oncorhynchus (=Salmo) tshawytscha) - Lower Columbia River ESU	T	\$801,215	\$26,014,637	\$26,815,852	\$6,741,666	\$33,557,518
	17	Salmon, Chinook (Oncorhynchus (=Salmo) tshawytscha) - Upper Willamette River ESU	T	\$21,500	\$17,676,136	\$17,697,636	\$573,797	\$18,271,433
	4	Salmon, Chinook (Oncorhynchus (=Salmo) tshawytscha) - Upper Columbia spring-run ESU	E	\$148,013	\$38,987,930	\$39,135,943	\$5,729,352	\$44,865,295



Group Name	Rank	Species (50 CFR Part 17)	Status	FWS Total	Other Fed	Federal Total	States Total	Species Total
	77	Salmon, Chinook (Oncorhynchus (=Salmo) tshawytscha) - Central Valley spring-run ESU	T	\$35,000	\$3,066,029	\$3,101,029	\$0	\$3,101,029
	55	Salmon, Chinook (Oncorhynchus (=Salmo) tshawytscha) - California Coastal ESU	T	\$0	\$4,852,009	\$4,852,009	\$0	\$4,852,009
	21	Salmon, chum (Oncorhynchus keta) - Columbia River ESU	T	\$13,614	\$12,219,563	\$12,233,177	\$2,578,450	\$14,811,627
	43	Salmon, chum (Oncorhynchus keta) - Hood Canal summer-run ESU	T	\$22,621	\$4,332,949	\$4,355,570	\$2,415,466	\$6,771,036
	52	Salmon, coho (Oncorhynchus (=Salmo) kisutch) - Central California Coast ESU	E	\$6,218	\$5,018,156	\$5,024,374	\$13,090	\$5,037,464
	16	Salmon, coho (Oncorhynchus (=Salmo) kisutch) - Southern Oregon - Northern California Coast ESU	T	\$67,323	\$18,392,841	\$18,460,164	\$38,090	\$18,498,254
	34	Salmon, coho (Oncorhynchus (=Salmo) kisutch) - Oregon Coast ESU	T	\$119,032	\$7,883,503	\$8,002,535	\$1,782,000	\$9,784,535
	14	Salmon, coho (Oncorhynchus (=Salmo) kisutch) - Lower Columbia River ESU	T	\$132,032	\$14,166,343	\$14,298,375	\$5,341,620	\$19,639,995
	11	Salmon, sockeye (Oncorhynchus (=Salmo) nerka) - Snake River ESU	E	\$0	\$26,813,159	\$26,813,159	\$1,300,950	\$28,114,109
	46	Salmon, sockeye (Oncorhynchus (=Salmo) nerka) - Ozette Lake ESU	T	\$6,963	\$4,344,153	\$4,351,116	\$1,167,419	\$5,518,535
	1399	Sawfish, Dwarf (Pristis clavata) - Wherever found	E	\$0	\$100	\$100	\$0	\$100
	164	Sawfish, smalltooth (Pristis pectinata) - US DPS - Smalltooth sawfish originating from U.S. waters.	E	\$0	\$946,959	\$946,959	\$0	\$946,959
	937	Sculpin, Grotto (Cottus specus) - Wherever found	E	\$16,818	\$0	\$16,818	\$0	\$16,818
	1029	Sculpin, pygmy (Cottus paulus (=pygmaeus)) - Wherever found	T	\$11,000	\$0	\$11,000	\$1,667	\$12,667
	1308	Shark, Scalloped Hammerhead (Sphyrna lewini) - Eastern Pacific DPS	E	\$0	\$3,944	\$3,944	\$0	\$3,944
	1388	Shark, Scalloped Hammerhead (Sphyrna lewini) - Central and Southwest Atlantic DPS	T	\$0	\$316	\$316	\$0	\$316
	1386	Shark, Scalloped Hammerhead (Sphyrna lewini) - Indo-West Pacific DPS	T	\$0	\$335	\$335	\$0	\$335
	316	Shiner, Arkansas River (Notropis girardi) - Arkansas River Basin (AR, KS, NM, OK, TX)	T	\$81,207	\$168,480	\$249,687	\$9,091	\$258,778

Group Name	Rank	Species (50 CFR Part 17)	Status	FWS Total	Other Fed	Federal Total	States Total	Species Total
	1258	Shiner, beautiful (Cyprinella formosa) - Wherever found	T	\$5,500	\$100	\$5,600	\$500	\$6,100
	618	Shiner, blue (Cyprinella caerulea) - Wherever found	T	\$45,500	\$9,630	\$55,130	\$5,000	\$60,130
	1322	Shiner, Cahaba (Notropis cahabae) - Wherever found	E	\$3,000	\$363	\$3,363	\$0	\$3,363
	329	Shiner, Cape Fear (Notropis mekistocholas) - Wherever found	E	\$43,000	\$99,840	\$142,840	\$104,540	\$247,380
	1235	Shiner, palezone (Notropis albizonatus) - Wherever found	E	\$6,500	\$0	\$6,500	\$0	\$6,500
	119	Shiner, Pecos bluntnose (Notropis simus pecosensis) - Wherever found	T	\$22,000	\$1,614,169	\$1,636,169	\$12,381	\$1,648,550
	755	Shiner, sharpnose (Notropis oxyrinchus) - Wherever found	E	\$33,500	\$1,800	\$35,300	\$0	\$35,300
	739	Shiner, smalleye (Notropis buccula) - Wherever found	E	\$33,500	\$3,400	\$36,900	\$0	\$36,900
	122	Shiner, Topeka (Notropis topeka (=tristis)) - Wherever found, except where listed as an experimental population	E	\$1,409,180	\$96,665	\$1,505,845	\$13,500	\$1,519,345
	509	Shiner, Topeka (Notropis topeka (=tristis)) - U.S.A. (MO-specified portions of Little Creek, Big Muddy Creek, and Spring Creek watersheds in Adair, Gentry, Harrison, Putnam, Sullivan, and Worth Counties; see 17.84(d)(1)(i))	EXPN	\$0	\$98,100	\$98,100	\$0	\$98,100
	866	Silverside, Waccamaw (Menidia extensa) - Wherever found	T	\$15,000	\$2,940	\$17,940	\$3,172	\$21,112
	25	Smelt, delta (Hypomesus transpacificus) - Wherever found	T	\$966,802	\$11,052,650	\$12,019,452	\$0	\$12,019,452
	161	Spinedace (Meda fulgida) - Wherever found	E	\$14,000	\$784,160	\$798,160	\$169,443	\$967,603
	682	Spinedace, Big Spring (Lepidomeda mollispinis pratensis) - Wherever found	T	\$36,317	\$10,000	\$46,317	\$0	\$46,317
	787	Spinedace, Little Colorado (Lepidomeda vittata) - Wherever found	T	\$6,000	\$24,102	\$30,102	\$500	\$30,602
	598	Spinedace, White River (Lepidomeda albivallis) - Wherever found	E	\$46,238	\$19,500	\$65,738	\$0	\$65,738
	923	Springfish, Hiko White River (Crenichthys baileyi grandis) - Wherever found	E	\$9,568	\$8,000	\$17,568	\$0	\$17,568
	826	Springfish, Railroad Valley (Crenichthys nevadae) - Wherever found	T	\$19,136	\$5,638	\$24,774	\$0	\$24,774

Group Name	Rank	Species (50 CFR Part 17)	Status	FWS Total	Other Fed	Federal Total	States Total	Species Total
	868	Springfish, White River (Crenichthys baileyi) - Wherever found	E	\$9,568	\$11,500	\$21,068	\$0	\$21,068
	48	Steelhead (Oncorhynchus (=Salmo) mykiss) - California Central Valley DPS	T	\$0	\$5,414,931	\$5,414,931	\$13,090	\$5,428,021
	3	Steelhead (Oncorhynchus (=Salmo) mykiss) - Snake River Basin DPS	T	\$33,000	\$58,823,730	\$58,856,730	\$1,414,028	\$60,270,758
	45	Steelhead (Oncorhynchus (=Salmo) mykiss) - Central California Coast DPS	T	\$25,000	\$6,184,861	\$6,209,861	\$13,090	\$6,222,951
	18	Steelhead (Oncorhynchus (=Salmo) mykiss) - Lower Columbia River DPS	T	\$84,000	\$15,599,198	\$15,683,198	\$2,503,486	\$18,186,684
	67	Steelhead (Oncorhynchus (=Salmo) mykiss) - South-Central California Coast DPS	T	\$0	\$3,587,667	\$3,587,667	\$0	\$3,587,667
	61	Steelhead (Oncorhynchus (=Salmo) mykiss) - Southern California DPS	E	\$0	\$4,072,138	\$4,072,138	\$13,090	\$4,085,228
	10	Steelhead (Oncorhynchus (=Salmo) mykiss) - Upper Columbia River DPS	T	\$311,835	\$27,364,118	\$27,675,953	\$966,982	\$28,642,935
	30	Steelhead (Oncorhynchus (=Salmo) mykiss) - Upper Willamette River DPS	T	\$2,000	\$10,446,714	\$10,448,714	\$379,921	\$10,828,635
	1	Steelhead (Oncorhynchus (=Salmo) mykiss) - Middle Columbia River DPS	T	\$300,409	\$62,407,261	\$62,707,670	\$1,657,866	\$64,365,536
	58	Steelhead (Oncorhynchus (=Salmo) mykiss) - Northern California DPS	T	\$0	\$4,527,260	\$4,527,260	\$0	\$4,527,260
	26	Steelhead (Oncorhynchus (=Salmo) mykiss) - Puget Sound DPS	T	\$92,371	\$9,419,447	\$9,511,818	\$2,389,749	\$11,901,567
	134	Steelhead (Oncorhynchus (=Salmo) mykiss) - Middle Columbia River DPS	EXPN	\$0	\$1,213,970	\$1,213,970	\$0	\$1,213,970
	377	Stickleback, unarmored threespine (Gasterosteus aculeatus williamsoni) - Wherever found	E	\$156,874	\$15,097	\$171,971	\$0	\$171,971
	691	Sturgeon, Alabama (Scaphirhynchus suttkusi) - Wherever found	E	\$29,500	\$2,432	\$31,932	\$12,025	\$43,957
	135	Sturgeon, Atlantic (Acipenser oxyrinchus oxyrinchus) - Gulf of Maine DPS	T	\$0	\$1,192,663	\$1,192,663	\$0	\$1,192,663
	176	Sturgeon, Atlantic (Acipenser oxyrinchus oxyrinchus) - New York Bight DPS	E	\$0	\$777,655	\$777,655	\$81,000	\$858,655
	137	Sturgeon, Atlantic (Acipenser oxyrinchus oxyrinchus) - Chesapeake Bay DPS	E	\$0	\$1,151,249	\$1,151,249	\$0	\$1,151,249

Group Name	Rank	Species (50 CFR Part 17)	Status	FWS Total	Other Fed	Federal Total	States Total	Species Total
	232	Sturgeon, Atlantic (Acipenser oxyrinchus oxyrinchus) - Carolina DPS	E	\$0	\$459,137	\$459,137	\$0	\$459,137
	148	Sturgeon, Atlantic (Acipenser oxyrinchus oxyrinchus) - South Atlantic DPS	E	\$0	\$1,052,114	\$1,052,114	\$15,000	\$1,067,114
	667	Sturgeon, Beluga (Huso huso) - Wherever found	T	\$50,000	\$0	\$50,000	\$0	\$50,000
	85	Sturgeon, green (Acipenser medirostris) - Southern DPS	T	\$0	\$2,737,626	\$2,737,626	\$18,094	\$2,755,720
	75	Sturgeon (Gulf subspecies), Atlantic (Acipenser oxyrinchus (=oxyrinchus) desotoi) - Wherever found	T	\$436,500	\$2,286,218	\$2,722,718	\$471,146	\$3,193,864
	5	Sturgeon, pallid (Scaphirhynchus albus) - Wherever found	E	\$2,161,205	\$40,992,700	\$43,153,905	\$83,500	\$43,237,405
	125	Sturgeon, shortnose (Acipenser brevirostrum) - Wherever found	E	\$13,564	\$1,211,441	\$1,225,005	\$175,000	\$1,400,005
	456	Sturgeon, Shovelnose (Scaphirhynchus platyrhynchus) - Wherever found	SAT	\$1,688	\$110,529	\$112,217	\$7,000	\$119,217
	19	Sturgeon, white (Acipenser transmontanus), U.S.A. (ID, MT), Canada (B.C.), Kootenai R. system	E	\$424,048	\$15,536,824	\$15,960,872	\$53,052	\$16,013,924
	165	Sucker, June (Chasmistes liorus) - Wherever found	E	\$17,000	\$302,900	\$319,900	\$615,000	\$934,900
	88	Sucker, Lost River (Delistes luxatus) - Wherever found	E	\$664,718	\$2,014,881	\$2,679,599	\$15,000	\$2,694,599
	858	Sucker, Modoc (Catostomus microps) - Wherever found	E	\$13,000	\$800	\$13,800	\$8,000	\$21,800
	23	Sucker, razorback (Xyrauchen texanus) - Wherever found	E	\$854,499	\$12,576,915	\$13,431,414	\$514,500	\$13,945,914
	167	Sucker, Santa Ana (Catostomus santaanae) - 3 CA river basins	T	\$213,623	\$708,779	\$922,402	\$0	\$922,402
	89	Sucker, shortnose (Chasmistes brevirostris) - Wherever found	E	\$655,818	\$2,016,681	\$2,672,499	\$15,000	\$2,687,499
	283	Sucker, Warner (Catostomus warnerensis) - Wherever found	T	\$128,181	\$169,023	\$297,204	\$30,000	\$327,204
	948	Sucker, Zuni bluehead (Catostomus discobolus yarrowi) - Wherever found	E	\$1,700	\$202	\$1,902	\$14,081	\$15,983
	1278	Sunfish, spring pygmy (Elassoma alabamae) - Wherever found	T	\$4,500	\$600	\$5,100	\$0	\$5,100
	129	Topminnow, Gila (incl. Yaqui) (Poeciliopsis occidentalis) - Wherever found	E	\$28,000	\$1,127,800	\$1,155,800	\$150,000	\$1,305,800

Group Name	Rank	Species (50 CFR Part 17)	Status	FWS Total	Other Fed	Federal Total	States Total	Species Total
	363	Tootaaba (seatrout or weakfish) (Cynoscion macdonaldi) - Wherever found	E	\$200,000	\$0	\$200,000	\$0	\$200,000
	498	Trout, Apache (Oncorhynchus apache) - Wherever found	T	\$4,500	\$6,113	\$10,613	\$90,500	\$101,113
	6	Trout, bull (Salvelinus confluentus) - U.S.A., conterminous, lower 48 states	T	\$11,075,007	\$27,219,084	\$38,294,091	\$1,939,799	\$40,233,890
	74	Trout, bull (Salvelinus confluentus) - Clackamas River subbasin experimental population	EXPN	\$951,027	\$36,452	\$987,479	\$2,245,620	\$3,233,099
	251	Trout, Gila (Oncorhynchus gilae) - Wherever found	T	\$6,000	\$307,111	\$313,111	\$97,390	\$410,501
	245	Trout, Greenback Cutthroat (Oncorhynchus clarki stornias) - Wherever found	T	\$282,921	\$140,156	\$423,077	\$0	\$423,077
	64	Trout, Lahontan cutthroat (Oncorhynchus clarkii henshawi) - Wherever found	T	\$1,165,788	\$2,443,928	\$3,609,716	\$84,000	\$3,693,716
	1183	Trout, Little Kern golden (Oncorhynchus aguabonita whitei) - Wherever found	T	\$7,939	\$70	\$8,009	\$0	\$8,009
	893	Trout, Paiute cutthroat (Oncorhynchus clarkii seleniris) - Wherever found	T	\$19,136	\$1	\$19,137	\$0	\$19,137
	351	Tui chub, Mohave (Gila bicolor ssp. mohavensis) - Wherever found	E	\$142,258	\$74,300	\$216,558	\$0	\$216,558
	211	Woundfin (Plagopterus argentissimus) - Wherever found, except where listed as an experimental population	E	\$33,000	\$56,300	\$89,300	\$462,500	\$551,800
	1345	Woundfin (Plagopterus argentissimus) - Gila R. drainage, AZ, NM	EXPN	\$1,900	\$0	\$1,900	\$0	\$1,900
Fishes subtotal				\$36,320,703	\$694,806,999	\$731,127,702	\$69,095,570	\$800,223,272
Clams	1016	Acornshell, southern (Epioblasma othcaloogensis) - Wherever found	E	\$200	\$13,001	\$13,201	\$0	\$13,201
	422	Banklilber, purple (mussele) (Elliptioideus sloatianus) - Wherever found	T	\$49,500	\$77,070	\$126,570	\$5,000	\$131,570
	683	Bean, Choctaw (Villosa choctawensis) - Wherever found	E	\$1,500	\$44,545	\$46,045	\$0	\$46,045
	629	Bean, Cumberland (pearlymussel) (Villosa trabealis) - Wherever found; except where listed as Experimental Populations	E	\$33,500	\$13,960	\$47,460	\$10,100	\$57,560

Group Name	Rank	Species (50 CFR Part 17)	Status	FWS Total	Other Fed	Federal Total	States Total	Species Total
	1176	Bean, Cumberland (pearlymussel) ( <i>Villosa trabalis</i> ) - AL; Free-Flowing Reach of the Tennessee River below the Wilson Dam, Colbert and Lauderdale Counties, AL	EXPN	\$0	\$8,100	\$8,100	\$0	\$8,100
	594	Bean, purple ( <i>Villosa perpurpurea</i> ) - Wherever found	E	\$40,000	\$26,480	\$66,480	\$0	\$66,480
	212	Bean, rayed ( <i>Villosa fabalis</i> ) - Wherever found	E	\$17,700	\$508,296	\$525,996	\$8,951	\$534,947
	1326	Blossom, green (pearlymussel) ( <i>Epioblasma torulosa gubernaculum</i> ) - Wherever found	E	\$0	\$3,240	\$3,240	\$0	\$3,240
	1227	Blossom, tubercled (pearlymussel) ( <i>Epioblasma torulosa torulosa</i> ) - Wherever found; Except where listed as Experimental Populations	E	\$3,000	\$3,764	\$6,764	\$0	\$6,764
	1399	Blossom, tubercled (pearlymussel) ( <i>Epioblasma torulosa torulosa</i> ) - AL; Free-Flowing Reach of the Tennessee River below the Wilson Dam, Colbert and Lauderdale Counties, AL	EXPN	\$0	\$0	\$0	\$100	\$100
	1284	Blossom, turgid (pearlymussel) ( <i>Epioblasma turgidula</i> ) - AL; Free-Flowing Reach of the Tennessee River below the Wilson Dam, Colbert and Lauderdale Counties, AL	EXPN	\$0	\$4,860	\$4,860	\$100	\$4,960
	1396	Blossom, yellow (pearlymussel) ( <i>Epioblasma florentina florentina</i> ) - Wherever found; Except where listed as Experimental Populations	E	\$200	\$0	\$200	\$0	\$200
	1399	Blossom, yellow (pearlymussel) ( <i>Epioblasma florentina florentina</i> ) - AL; Free-Flowing Reach of the Tennessee River below the Wilson Dam, Colbert and Lauderdale Counties, AL	EXPN	\$0	\$0	\$0	\$100	\$100
	1257	Catpaw, white (pearlymussel) ( <i>Epioblasma obliquata perobliqua</i> ) - Wherever found	E	\$2,000	\$2,659	\$4,659	\$1,451	\$6,110
	395	Clubshell ( <i>Pleurobema clava</i> ) - Wherever found; Except where listed as Experimental Populations	E	\$104,000	\$31,568	\$135,568	\$18,951	\$154,519
	793	Clubshell ( <i>Pleurobema clava</i> ) - AL; Free-Flowing Reach of the Tennessee River below the Wilson Dam, Colbert and Lauderdale Counties, AL	EXPN	\$0	\$6,480	\$6,480	\$23,000	\$29,480
	829	Clubshell, black ( <i>Pleurobema curtum</i> ) - Wherever found	E	\$0	\$1,300	\$1,300	\$23,200	\$24,500

Group Name	Rank	Species (50 CFR Part 17)	Status	FWS Total	Other Fed	Federal Total	States Total	Species Total
	1272	Clubshell, ovate (Pleurobema perovatum) - Wherever found	E	\$200	\$2,204	\$2,404	\$2,950	\$5,354
	794	Clubshell, southern (Pleurobema decisum) - Wherever found	E	\$8,500	\$17,424	\$25,924	\$3,450	\$29,374
	59	Combshell, Cumberlandian (Epioblasma brevidens) - Wherever found; Except where listed as Experimental Populations	E	\$40,500	\$4,392,661	\$4,433,161	\$12,000	\$4,445,161
	1176	Combshell, Cumberlandian (Epioblasma brevidens) - AL; Free-Flowing Reach of the Tennessee River below the Wilson Dam, Colbert and Lauderdale Counties, AL	EXPN	\$0	\$8,100	\$8,100	\$0	\$8,100
	1061	Combshell, southern (Epioblasma penita) - Wherever found	E	\$2,000	\$8,284	\$10,284	\$1,450	\$11,734
	1117	Combshell, upland (Epioblasma metastrata) - Wherever found	E	\$0	\$9,121	\$9,121	\$1,000	\$10,121
	766	Ebonyshell, round (Fusconaia rotulata) - Wherever found	E	\$7,000	\$26,019	\$33,019	\$0	\$33,019
	195	Elktoe, Appalachian (Alasmidonta raveneliana) - Wherever found	E	\$50,000	\$410,888	\$460,888	\$157,074	\$617,962
	742	Elktoe, Cumberland (Alasmidonta atropurea) - Wherever found	E	\$12,500	\$12,160	\$24,660	\$12,000	\$36,660
	401	Fanshell (Cyprogenia stegaria) - Wherever found	E	\$74,400	\$61,066	\$135,466	\$7,251	\$142,717
	714	Fanshell (Cyprogenia stegaria) - U.S.A. (TN - specified portions of the French Broad and Holston Rivers; see 17.85(b)(1))	EXPN	\$0	\$40,416	\$40,416	\$0	\$40,416
	935	Fatmucket, Arkansas (Lampsilis powelli) - Wherever found	T	\$10,000	\$5,801	\$15,801	\$1,100	\$16,901
	546	Heelsplitter, Alabama (=inflated) (Potamilus inflatus) - Wherever found	T	\$10,000	\$71,183	\$81,183	\$450	\$81,633
	235	Heelsplitter, Carolina (Lasmsgona decorata) - Wherever found	E	\$135,500	\$214,609	\$350,109	\$103,948	\$454,057
	175	Higgins eye (pearlymussel) (Lampsilis higginsii) - Wherever found	E	\$262,155	\$602,323	\$864,478	\$17,500	\$881,978
	674	Kidneyshell, fluted (Ptychobranchus subtentum) - Wherever found	E	\$11,500	\$36,760	\$48,260	\$0	\$48,260
	716	Kidneyshell, southern (Ptychobranchus jonesi) - Wherever found	E	\$4,000	\$36,105	\$40,105	\$0	\$40,105
	1037	Kidneyshell, triangular (Ptychobranchus greenii) - Wherever found	E	\$5,500	\$4,859	\$10,359	\$2,000	\$12,359

Group Name	Rank	Species (50 CFR Part 17)	Status	FWS Total	Other Fed	Federal Total	States Total	Species Total
	922	Lampmussel, Alabama (Lampsilis virescens) - Wherever found; Except where listed as Experimental Populations	E	\$5,000	\$12,600	\$17,600	\$0	\$17,600
	449	Lampmussel, Alabama (Lampsilis virescens) - AL; Free-Flowing Reach of the Tennessee River below the Wilson Dam, Colbert and Lauderdale Counties, AL	EXPN	\$0	\$123,240	\$123,240	\$100	\$123,340
	894	Liliput, pale (pearlymussel) (Toxolasma cylindrellus) - Wherever found	E	\$5,000	\$14,120	\$19,120	\$0	\$19,120
	308	Mapleleaf, winged (Quadrula fragosa) - Wherever found, except where listed as an experimental population	E	\$196,636	\$77,380	\$274,016	\$0	\$274,016
	1032	Mapleleaf, winged (Quadrula fragosa) - U.S.A. (AL-specified portions of the Tennessee River; see 17.85(a)(1))	EXPN	\$0	\$12,500	\$12,500	\$0	\$12,500
	722	Moccasinshell, Alabama (Medionidus acutissimus) - Wherever found	T	\$5,500	\$30,448	\$35,948	\$3,450	\$39,398
	1248	Moccasinshell, Coosa (Medionidus parvulus) - Wherever found	E	\$5,500	\$300	\$5,800	\$500	\$6,300
	614	Moccasinshell, Gulf (Medionidus penicillatus) - Wherever found	E	\$8,000	\$50,466	\$58,466	\$2,500	\$60,966
	669	Moccasinshell, Ochlockonee (Medionidus simpsonianus) - Wherever found	E	\$7,000	\$42,276	\$49,276	\$500	\$49,776
	977	Monkeyface, Appalachian (pearlymussel) (Quadrula sparsa) - Wherever found	E	\$14,500	\$0	\$14,500	\$0	\$14,500
	1326	Monkeyface, Appalachian (pearlymussel) (Quadrula sparsa) - USA (TN - specified portions of the French Broad and Holston Rivers; see 17.85(b)(1))	EXPN	\$0	\$3,240	\$3,240	\$0	\$3,240
	896	Monkeyface, Cumberland (pearlymussel) (Quadrula intermedia) - Wherever found; Except where listed as Experimental Populations	E	\$19,000	\$0	\$19,000	\$0	\$19,000
	1396	Monkeyface, Cumberland (pearlymussel) (Quadrula intermedia) - AL; Free-Flowing Reach of the Tennessee River below the Wilson Dam, Colbert and Lauderdale Counties, AL	EXPN	\$0	\$100	\$100	\$100	\$200
	615	Mucket, Neosho (Lampsilis rafinesqueana) - Wherever found	E	\$47,268	\$13,345	\$60,613	\$0	\$60,613



Group Name	Rank	Species (50 CFR Part 17)	Status	FWS Total	Other Fed	Federal Total	States Total	Species Total
	1329	Mucket, oranagenacre ( <i>Lampsilis perovallis</i> ) - Wherever found	T	\$0	\$3,046	\$3,046	\$0	\$3,046
	243	Mucket, pink (pearlymussel) ( <i>Lampsilis abrupta</i> ) - Wherever found	E	\$105,500	\$298,435	\$403,935	\$28,251	\$432,186
	584	Mussel, oyster ( <i>Epioblasma capsaeformis</i> ) - Wherever found; Except where listed as Experimental Populations	E	\$35,500	\$33,960	\$69,460	\$0	\$69,460
	1114	Mussel, oyster ( <i>Epioblasma capsaeformis</i> ) - AL; Free-Flowing Reach of the Tennessee River below the Wilson Dam, Colbert and Lauderdale Counties, AL	EXPN	\$0	\$10,100	\$10,100	\$100	\$10,200
	500	Mussel, scaleshell ( <i>Leptodea leptodon</i> ) - Wherever found	E	\$44,209	\$56,243	\$100,452	\$300	\$100,752
	296	Mussel, sheephnose ( <i>Plethobasus cyphus</i> ) - Wherever found	E	\$114,583	\$180,247	\$294,830	\$10,251	\$305,081
	184	Mussel, snuffbox ( <i>Epioblasma triquetra</i> ) - Wherever found	E	\$237,550	\$475,234	\$712,784	\$10,501	\$723,285
	1399	Pearlshell, Alabama ( <i>Margaritifera marrianae</i> ) - Wherever found	E	\$0	\$100	\$100	\$0	\$100
	411	Pearlshell, Louisiana ( <i>Margaritifera hembeli</i> ) - Wherever found	T	\$127,500	\$9,760	\$137,260	\$0	\$137,260
	1023	Pearlymussel, birdwing ( <i>Lemiox rimosus</i> ) - Wherever found; Except where listed as Experimental Populations	E	\$13,000	\$0	\$13,000	\$0	\$13,000
	1290	Pearlymussel, birdwing ( <i>Lemiox rimosus</i> ) - AL; Free-Flowing Reach of the Tennessee River below the Wilson Dam, Colbert, and Lauderdale Counties, AL	EXPN	\$0	\$4,680	\$4,680	\$100	\$4,780
	1334	Pearlymussel, birdwing ( <i>Lemiox rimosus</i> ) - U.S.A. (TN - specified portions of the French Broad and Holston Rivers; see 17.85(b)(1))	EXPN	\$0	\$2,500	\$2,500	\$0	\$2,500
	778	Pearlymussel, cracking ( <i>Hemistena lata</i> ) - Wherever found; Except where listed as Experimental Populations	E	\$16,500	\$15,060	\$31,560	\$0	\$31,560
	407	Pearlymussel, cracking ( <i>Hemistena lata</i> ) - AL; Free-Flowing Reach of the Tennessee River below the Wilson Dam, Colbert and Lauderdale Counties, AL	EXPN	\$0	\$140,360	\$140,360	\$100	\$140,460
	1391	Pearlymussel, Curtis ( <i>Epioblasma florentina curtisi</i> ) - Wherever found	E	\$0	\$278	\$278	\$0	\$278

Group Name	Rank	Species (50 CFR Part 17)	Status	FWS Total	Other Fed	Federal Total	States Total	Species Total
	845	Pearlymussel, dromedary ( <i>Dromus dromas</i> ) - Wherever found; Except where listed as Experimental Populations	E	\$20,500	\$1,460	\$21,960	\$1,000	\$22,960
	1174	Pearlymussel, dromedary ( <i>Dromus dromas</i> ) - AL; Free-Flowing Reach of the Tennessee River below the Wilson Dam, Colbert and Lauderdale Counties, AL	EXPN	\$0	\$8,100	\$8,100	\$100	\$8,200
	648	Pearlymussel, littlewing ( <i>Pegias fabula</i> ) - Wherever found	E	\$34,000	\$9,660	\$43,660	\$10,000	\$53,660
	630	Pearlymussel, slabside ( <i>Pleuronaia dolabelloides</i> ) - Wherever found	E	\$19,500	\$37,460	\$56,960	\$450	\$57,410
	1119	Pigtoe, Cumberland ( <i>Pleurobema gibberum</i> ) - Wherever found	E	\$1,500	\$8,600	\$10,100	\$0	\$10,100
	1390	Pigtoe, dark ( <i>Pleurobema furvum</i> ) - Wherever found	E	\$0	\$284	\$284	\$0	\$284
	775	Pigtoe, finerayed ( <i>Fusconaia cuneolus</i> ) - Wherever found; Except where listed as Experimental Populations	E	\$32,000	\$0	\$32,000	\$0	\$32,000
	1288	Pigtoe, finerayed ( <i>Fusconaia cuneolus</i> ) - AL; Free-Flowing Reach of the Tennessee River below the Wilson Dam, Colbert and Lauderdale Counties, AL	EXPN	\$0	\$4,860	\$4,860	\$0	\$4,860
	1381	Pigtoe, flat ( <i>Pleurobema marshalli</i> ) - Wherever found	E	\$0	\$100	\$100	\$450	\$550
	675	Pigtoe, fuzzy ( <i>Pleurobema strodeanum</i> ) - Wherever found	T	\$4,000	\$44,203	\$48,203	\$0	\$48,203
	898	Pigtoe, Georgia ( <i>Pleurobema hanleyianum</i> ) - Wherever found	E	\$7,500	\$8,300	\$15,800	\$3,000	\$18,800
	1367	Pigtoe, heavy ( <i>Pleurobema taiwanum</i> ) - Wherever found	E	\$0	\$1,016	\$1,016	\$0	\$1,016
	698	Pigtoe, narrow ( <i>Fusconaia escambia</i> ) - Wherever found	T	\$4,000	\$39,259	\$43,259	\$0	\$43,259
	536	Pigtoe, oval ( <i>Pleurobema pyriforme</i> ) - Wherever found	E	\$13,500	\$67,696	\$81,196	\$4,000	\$85,196
	545	Pigtoe, rough ( <i>Pleurobema plenum</i> ) - Wherever found	E	\$47,500	\$29,420	\$76,920	\$4,800	\$81,720
	1274	Pigtoe, rough ( <i>Pleurobema plenum</i> ) - U.S.A. (TN - specified portions of the French Broad and Holston Rivers; see 17.85(b)(1))	EXPN	\$0	\$5,260	\$5,260	\$0	\$5,260
	810	Pigtoe, shiny ( <i>Fusconaia cor</i> ) - Wherever found; Except where listed as Experimental Populations	E	\$26,500	\$100	\$26,600	\$0	\$26,600

Group Name	Rank	Species (50 CFR Part 17)	Status	FWS Total	Other Fed	Federal Total	States Total	Species Total
	1288	Pigtoe, shiny ( <i>Fusconaia cor</i> ) - AL; Free-Flowing Reach of the Tennessee River below the Wilson Dam, Colbert and Lauderdale Counties, AL	EXPN	\$0	\$4,860	\$4,860	\$0	\$4,860
	864	Pigtoe, southern ( <i>Pleurobema georgianum</i> ) - Wherever found	E	\$5,500	\$12,940	\$18,440	\$3,000	\$21,440
	821	Pigtoe, tapered ( <i>Fusconaia burkei</i> ) - Wherever found	T	\$4,000	\$21,425	\$25,425	\$0	\$25,425
	318	Pimpleback, orangefoot (pearly mussel) ( <i>Plethobasus cooperianus</i> ) - Wherever found	E	\$39,500	\$213,320	\$252,820	\$5,000	\$257,820
	285	Pocketbook, fat ( <i>Potamilus capax</i> ) - Wherever found	E	\$49,500	\$263,384	\$312,884	\$8,000	\$320,884
	876	Pocketbook, finelined ( <i>Lampsilis altilis</i> ) - Wherever found	T	\$8,000	\$7,656	\$15,656	\$5,000	\$20,656
	559	Pocketbook, Ouachita rock ( <i>Arkansia wheeleri</i> ) - Wherever found	E	\$54,358	\$16,006	\$70,364	\$6,516	\$76,880
	570	Pocketbook, shinyrayed ( <i>Lampsilis subangulata</i> ) - Wherever found	E	\$17,000	\$53,290	\$70,290	\$4,000	\$74,290
	924	Pocketbook, speckled ( <i>Lampsilis streckeri</i> ) - Wherever found	E	\$9,000	\$100	\$9,100	\$8,400	\$17,500
	703	Purple Cat's paw (=Purple Cat's paw pearly mussel) ( <i>Epioblasma obliquata obliquata</i> ) - Wherever found; Except where listed as Experimental Populations	E	\$16,000	\$5,382	\$21,382	\$21,451	\$42,833
	1354	Purple cat's paw (=purple cat's paw pearly mussel) ( <i>Epioblasma obliquata obliquata</i> ) - AL; Free-Flowing Reach of the Tennessee River below the Wilson Dam, Colbert and Lauderdale Counties, AL	EXPN	\$0	\$1,620	\$1,620	\$100	\$1,720
	371	Rabbitsfoot ( <i>Quadrula cylindrica cylindrica</i> ) - Wherever found	T	\$75,692	\$109,464	\$185,156	\$3,901	\$189,057
	951	Rabbitsfoot, rough ( <i>Quadrula cylindrica strigillata</i> ) - Wherever found	E	\$15,500	\$200	\$15,700	\$0	\$15,700
	391	Riffleshell, northern ( <i>Epioblasma torulosa rangiana</i> ) - Wherever found	E	\$32,150	\$89,045	\$121,195	\$35,951	\$157,146
	642	Riffleshell, tan ( <i>Epioblasma florentina walkeri</i> (=E. walkeri)) - Wherever found	E	\$38,000	\$4,960	\$42,960	\$12,000	\$54,960
	517	Ring pink (mussel) ( <i>Obovaria retusa</i> ) - Wherever found	E	\$33,500	\$59,320	\$92,820	\$2,000	\$94,820
	702	Sandshell, Southern ( <i>Hamiota australis</i> ) - Wherever found	T	\$4,000	\$38,939	\$42,939	\$0	\$42,939

Group Name	Rank	Species (50 CFR Part 17)	Status	FWS Total	Other Fed	Federal Total	States Total	Species Total
	533	Slabshell, Chipola (Elliptio chipolaensis) - Wherever found	T	\$3,500	\$82,706	\$86,206	\$0	\$86,206
	297	Spectaclecase (mussel) (Cumberlandia monodonta) - Wherever found	E	\$55,200	\$232,389	\$287,589	\$14,500	\$302,089
	809	Spiny mussel, Altamaha (Elliptio spinosa) - Wherever found	E	\$7,500	\$18,106	\$25,606	\$1,000	\$26,606
	376	Spiny mussel, James (Pleurobema collina) - Wherever found	E	\$140,030	\$25,181	\$165,211	\$8,272	\$173,483
	301	Spiny mussel, Tar River (Elliptio steinstansana) - Wherever found	E	\$43,000	\$125,230	\$168,230	\$118,712	\$286,942
	1381	Stirrupshell (Quadrula stapes) - Wherever found	E	\$0	\$100	\$100	\$450	\$550
	425	Three ridge, fat (mussel) (Amblema neisleri) - Wherever found	E	\$42,000	\$85,056	\$127,056	\$4,000	\$131,056
	688	Wartyback, white (pearly mussel) (Plethobasus cicatricosus) - Wherever found	E	\$5,500	\$38,560	\$44,060	\$800	\$44,860
	156	Wedgemussel, dwarf (Alasmidonta heterodon) - Wherever found	E	\$543,478	\$308,808	\$852,286	\$164,450	\$1,016,736
Clams subtotal				\$3,345,509	\$10,399,149	\$13,744,658	\$921,182	\$14,665,840
Snails	140	Abalone, Black (Haliotis cracherodii) - Wherever found	E	\$0	\$1,127,055	\$1,127,055	\$0	\$1,127,055
	120	Abalone, White (Haliotis sorenseni) - North America (West Coast from Point Conception, CA U.S.A., to Punta Abreojos, Baja California, Mexico)	E	\$0	\$1,636,960	\$1,636,960	\$0	\$1,636,960
	942	Ambersnail, Kanab (Oxytoma haydeni kanabensis) - Wherever found	E	\$5,500	\$2,300	\$7,800	\$8,500	\$16,300
	1378	Campeloma, slender (Campeloma decampi) - Wherever found	E	\$0	\$600	\$600	\$0	\$600
	1200	Cavesnail, Tumbling Creek (Antrobia culveri) - Wherever found	E	\$7,600	\$0	\$7,600	\$0	\$7,600
	1399	Hornsnail, rough (Pleurocera foremani) - Wherever found	E	\$0	\$100	\$100	\$0	\$100
	497	Limpet, Banbury Springs (Lanx sp.) - Wherever found	E	\$65,264	\$36,100	\$101,364	\$0	\$101,364
	1378	Lioplax, cylindrical (snail) (Lioplax cyclostomatiformis) - Wherever found	E	\$0	\$600	\$600	\$0	\$600
	1330	Marstonia, royal (snail) (Pyrgulopsis ogmorhaphae) - Wherever found	E	\$3,000	\$0	\$3,000	\$0	\$3,000

Group Name	Rank	Species (50 CFR Part 17)	Status	FWS Total	Other Fed	Federal Total	States Total	Species Total
	1291	Riversnail, Anthony's (Atheamia anthonyi) - Wherever found; Except where listed as Experimental Populations	E	\$4,000	\$700	\$4,700	\$0	\$4,700
	1305	Rocksnaail, interrupted (=Georgia) (Leptoxis foremani) - Wherever found	E	\$3,500	\$500	\$4,000	\$0	\$4,000
	1397	Rocksnaail, plicate (Leptoxis plicata) - Wherever found	E	\$0	\$149	\$149	\$0	\$149
	825	Rocksnaail, round (Leptoxis ampla) - Wherever found	T	\$25,000	\$0	\$25,000	\$0	\$25,000
	1378	Snail, armored (Pyrgulopsis (=Marstonia) pachyfa) - Wherever found	E	\$0	\$600	\$600	\$0	\$600
	358	Snail, Bliss Rapids (Taylorconcha serpenticola) - Wherever found	T	\$165,285	\$43,698	\$208,983	\$0	\$208,983
	1141	Snail, Chittenango ovate amber (Succinea chittenangoensis) - Wherever found	T	\$7,000	\$479	\$7,479	\$1,800	\$9,279
	1283	Snail, flat-spined three-toothed (Triodopsis platysayoides) - Wherever found	T	\$3,000	\$0	\$3,000	\$1,992	\$4,992
	704	Snail, fragile tree (Samoana fragilis) - Wherever found	E	\$38,113	\$4,354	\$42,467	\$0	\$42,467
	617	Snail, Guam tree (Partula radiolata) - Wherever found	E	\$55,729	\$4,754	\$60,483	\$0	\$60,483
	706	Snail, Humped tree (Partula gibba) - Wherever found	E	\$38,113	\$4,029	\$42,142	\$0	\$42,142
	806	Snail, Iowa Pleistocene (Discus macclintocki) - Wherever found	E	\$27,000	\$0	\$27,000	\$500	\$27,500
	846	Snail, Lanai tree (Partulina semicarinata) - Wherever found	E	\$22,937	\$0	\$22,937	\$0	\$22,937
	846	Snail, Lanai tree (Partulina variabilis) - Wherever found	E	\$22,937	\$0	\$22,937	\$0	\$22,937
	1247	Snail, Langford's tree (Partula langfordi) - Wherever found	E	\$6,314	\$0	\$6,314	\$0	\$6,314
	697	Snail, Morro shoulderband (=Banded dune) (Helminthoglypta walkeriana) - Wherever found	E	\$42,747	\$600	\$43,347	\$0	\$43,347
	1191	Snail, Newcomb's (Erinna newcombi) - Wherever found	T	\$7,848	\$0	\$7,848	\$0	\$7,848
	1282	Snail, noonday (Mesodon clarki nantahala) - Wherever found	T	\$5,000	\$0	\$5,000	\$0	\$5,000
	992	Snail, painted snake coiled forest (Anguispira picta) - Wherever found	T	\$13,500	\$400	\$13,900	\$0	\$13,900
	673	Snail, Pecos assimineae (Assimineae pecos) - Wherever found	E	\$5,000	\$38,700	\$43,700	\$4,575	\$48,275

Group Name	Rank	Species (50 CFR Part 17)	Status	FWS Total	Other Fed	Federal Total	States Total	Species Total
	290	Snail, Snake River physa (Physa natricina) - Wherever found	E	\$165,285	\$148,307	\$313,592	\$0	\$313,592
	255	Snails, Oahu tree (Achatinella spp.) - Wherever found	E	\$269,253	\$121,462	\$390,715	\$0	\$390,715
	1263	Snail, Stock Island tree (Orthalicus reses (not incl. nesodryas)) - Wherever found	T	\$4,500	\$1,410	\$5,910	\$0	\$5,910
	1340	Snail, tulotoma (Tulotoma magnifica) - Wherever found	T	\$0	\$2,175	\$2,175	\$0	\$2,175
	1349	Snail, Virginia fringed mountain (Polygyrisicus virginianus) - Wherever found	E	\$1,800	\$0	\$1,800	\$0	\$1,800
	1091	Springsnail, Alamosa (Tryonia alamosae) - Wherever found	E	\$2,000	\$3,600	\$5,600	\$5,305	\$10,905
	381	Springsnail, Bruneau Hot (Pyrgulopsis bruneauensis) - Wherever found	E	\$145,300	\$22,300	\$167,600	\$0	\$167,600
	1262	Springsnail, Chupadera (Pyrgulopsis chupaderae) - Wherever found	E	\$1,000	\$500	\$1,500	\$4,480	\$5,980
	1042	Springsnail, Koster's (Juturnia kosteri) - Wherever found	E	\$5,000	\$2,600	\$7,600	\$4,550	\$12,150
	1212	Springsnail, Phantom (Pyrgulopsis texana) - Wherever found	E	\$7,000	\$100	\$7,100	\$0	\$7,100
	1200	Springsnail, Roswell (Pyrgulopsis roswellensis) - Wherever found	E	\$5,000	\$2,600	\$7,600	\$0	\$7,600
	1242	Springsnail, San Bernardino (Pyrgulopsis bernardina) - Wherever found	T	\$5,000	\$400	\$5,400	\$1,000	\$6,400
	1358	Springsnail, Socorro (Pyrgulopsis neomexicana) - Wherever found	E	\$1,500	\$0	\$1,500	\$0	\$1,500
	852	Springsnail, Three Forks (Pyrgulopsis trivialis) - Wherever found	E	\$3,000	\$400	\$3,400	\$19,000	\$22,400
	897	Tree snail, Newcomb's (Newcombia cumingi) - Wherever found	E	\$18,824	\$0	\$18,824	\$0	\$18,824
	1399	Tryonia, Phantom (Tryonia cheatumi) - Wherever found	E	\$0	\$100	\$100	\$0	\$100
Snails subtotal				\$1,208,849	\$3,208,632	\$4,417,481	\$51,702	\$4,469,183
Insects	133	Beetle, American burying (Nicrophorus americanus) - Wherever found, except where listed as an experimental population	E	\$609,941	\$482,420	\$1,092,361	\$132,913	\$1,225,274
	585	Beetle, American burying (Nicrophorus americanus) - Ex Pop, SW Missouri	EXPN	\$3,000	\$66,200	\$69,200	\$0	\$69,200

Group Name	Rank	Species (50 CFR Part 17)	Status	FWS Total	Other Fed	Federal Total	States Total	Species Total
	562	Beetle, Casey's June (Dinacoma caseyi) - Wherever found	E	\$75,859	\$0	\$75,859	\$0	\$75,859
	963	Beetle, Coffin Cave mold (Batrisodes texanus) - Wherever found	E	\$10,000	\$5,000	\$15,000	\$0	\$15,000
	1036	Beetle, Comal Springs dryopid (Stygoparnus comalensis) - Wherever found	E	\$10,000	\$2,400	\$12,400	\$0	\$12,400
	1036	Beetle, Comal Springs riffle (Heterelmis comalensis) - Wherever found	E	\$10,000	\$2,400	\$12,400	\$0	\$12,400
	1150	Beetle, delta green ground (Elaphrus viridis) - Wherever found	T	\$8,360	\$800	\$9,160	\$0	\$9,160
	1044	Beetle, Helotes mold (Batrisodes venviv) - Wherever found	E	\$7,000	\$5,000	\$12,000	\$0	\$12,000
	1369	Beetle, Hungerford's crawling water (Brychius hungerfordi) - Wherever found	E	\$0	\$1,000	\$1,000	\$0	\$1,000
	1216	Beetle, Kretschmarr Cave mold (Texamaurops reddelli) - Wherever found	E	\$7,000	\$0	\$7,000	\$0	\$7,000
	1064	Beetle, Mount Hermon June (Polyphylla barbata) - Wherever found	E	\$11,681	\$0	\$11,681	\$0	\$11,681
	566	Beetle, [no common name] (Rhadiné exilis) - Wherever found	E	\$7,000	\$68,333	\$75,333	\$0	\$75,333
	579	Beetle, [no common name] (Rhadiné infernalis) - Wherever found	E	\$7,000	\$63,333	\$70,333	\$0	\$70,333
	1044	Beetle, Tooth Cave ground (Rhadiné persephone) - Wherever found	E	\$7,000	\$5,000	\$12,000	\$0	\$12,000
	170	Beetle, valley elderberry longhorn (Desmocerus californicus dimorphus) - Wherever found	T	\$355,503	\$552,351	\$907,854	\$0	\$907,854
	765	Butterfly, Bartram's hairstreak (Strymon acis bartrami) - Wherever found	E	\$33,000	\$500	\$33,500	\$0	\$33,500
	181	Butterfly, bay checkerspot (Euphydryas editha bayensis) - Wherever found	T	\$25,209	\$764,848	\$790,057	\$0	\$790,057
	502	Butterfly, Behren's silverspot (Speyeria zerene behrensii) - Wherever found	E	\$97,272	\$3,300	\$100,572	\$0	\$100,572
	589	Butterfly, callippe silverspot (Speyeria callippe callippe) - Wherever found	E	\$48,859	\$18,886	\$67,745	\$0	\$67,745

Group Name	Rank	Species (50 CFR Part 17)	Status	FWS Total	Other Fed	Federal Total	States Total	Species Total
	417	Butterfly, El Segundo blue (Euphilotes battoides aliyi) - Wherever found	E	\$132,989	\$0	\$132,989	\$0	\$132,989
	193	Butterfly, Fender's blue (Icaricia icarioides fenderi) - Wherever found	E	\$443,381	\$187,198	\$630,579	\$0	\$630,579
	816	Butterfly, Florida leafwing (Anaea troglodyta floridais) - Wherever found	E	\$25,500	\$500	\$26,000	\$0	\$26,000
	127	Butterfly, Kamber blue (Lycaeides melissa samuelis) - Wherever found	E	\$603,505	\$556,891	\$1,160,396	\$186,561	\$1,346,957
	525	Butterfly, Lange's metalmark (Apodemia morio langei) - Wherever found	E	\$91,104	\$0	\$91,104	\$0	\$91,104
	1224	Butterfly, lotis blue (Lycaeides argyrognomon lotis) - Wherever found	E	\$6,839	\$0	\$6,839	\$0	\$6,839
	577	Butterfly, Mariana eight-spot (Hypolimnys octocula marianensis) - Wherever found	E	\$64,507	\$6,653	\$71,160	\$0	\$71,160
	827	Butterfly, Mariana wandering (Vagrans egistina) - Wherever found	E	\$10,372	\$14,360	\$24,732	\$0	\$24,732
	759	Butterfly, Miami Blue (Cyclargus (=Hemiarctus) thomasi bethunebakeri) - Wherever found	E	\$34,000	\$200	\$34,200	\$0	\$34,200
	686	Butterfly, mission blue (Icaricia icarioides missionensis) - Wherever found	E	\$25,209	\$19,918	\$45,127	\$0	\$45,127
	313	Butterfly, Mitchell's satyr (Neonympha mitchellii mitchellii) - Wherever found	E	\$245,000	\$3,089	\$248,089	\$13,051	\$261,140
	1002	Butterfly, Mount Charleston blue (Icaricia (Plebejus) shasta charlestonensis) - Wherever found	E	\$13,678	\$0	\$13,678	\$0	\$13,678
	542	Butterfly, Myrtle's silverspot (Speyeria zerene myrteae) - Wherever found	E	\$1,650	\$82,321	\$83,971	\$0	\$83,971
	233	Butterfly, Oregon silverspot (Speyeria zerene hippolyta) - Wherever found	T	\$424,230	\$33,865	\$458,095	\$0	\$458,095
	531	Butterfly, Palos Verdes blue (Glaucopsyche lygdamus palosverdesensis) - Wherever found	E	\$14,959	\$73,072	\$88,031	\$0	\$88,031
	241	Butterfly, Quino checkerspot (Euphydryas editha quino (=E. e. wrighti)) - Wherever found	E	\$188,498	\$250,143	\$438,641	\$0	\$438,641
	328	Butterfly, Saint Francis' satyr (Neonympha mitchellii francisci) - Wherever found	E	\$15,000	\$233,910	\$248,910	\$29	\$248,939



Group Name	Rank	Species (50 CFR Part 17)	Status	FWS Total	Other Fed	Federal Total	States Total	Species Total
	865	Butterfly, San Bruno elfin (Callophrys mossii bayensis) - Wherever found	E	\$14,759	\$6,418	\$21,177	\$0	\$21,177
	847	Butterfly, Schaus swallowtail (Heracles aristodemus ponceanus) - Wherever found	E	\$7,000	\$15,830	\$22,830	\$0	\$22,830
	575	Butterfly, Smith's blue (Euphilotes enoptes smithi) - Wherever found	E	\$33,825	\$37,586	\$71,411	\$0	\$71,411
	354	Butterfly, Uncompahgre fritillary (Bolonia acrocnema) - Wherever found	E	\$2,524	\$210,691	\$213,215	\$0	\$213,215
	126	Checkerspot, Taylor's (=whulge) (Euphydryas editha taylori) - Wherever found	E	\$973,156	\$380,141	\$1,353,297	\$45,000	\$1,398,297
	943	Damselfly, blackline Hawaiian (Megalagrion nigrohamatum nigrolineatum) - Wherever found	E	\$16,296	\$0	\$16,296	\$0	\$16,296
	1155	Damselfly, crimson Hawaiian (Megalagrion leptodemas) - Wherever found	E	\$8,798	\$0	\$8,798	\$0	\$8,798
	1280	Damselfly, flying earwig Hawaiian (Megalagrion nesiotes) - Wherever found	E	\$5,009	\$0	\$5,009	\$0	\$5,009
	1021	Damselfly, oceanic Hawaiian (Megalagrion oceanicum) - Wherever found	E	\$13,014	\$0	\$13,014	\$0	\$13,014
	671	Damselfly, Pacific Hawaiian (Megalagrion pacificum) - Wherever found	E	\$6,023	\$43,100	\$49,123	\$0	\$49,123
	1206	Damselfly, Rota blue (Ischnura luta) - Wherever found	E	\$7,278	\$0	\$7,278	\$0	\$7,278
	264	Dragonfly, Hine's emerald (Somatochlora hineana) - Wherever found	E	\$247,919	\$125,739	\$373,658	\$100	\$373,758
	583	Fly, Delhi Sands flower-loving (Rhaphiomidas terminatus abdominalis) - Wherever found	E	\$69,748	\$0	\$69,748	\$0	\$69,748
	1279	Fly, Hawaiian picture-wing (Drosophila aglaia) - Wherever found	E	\$5,012	\$0	\$5,012	\$0	\$5,012
	1301	Fly, Hawaiian picture-wing (Drosophila differens) - Wherever found	E	\$4,197	\$0	\$4,197	\$0	\$4,197
	1301	Fly, Hawaiian picture-wing (Drosophila digressa) - Wherever found	E	\$4,197	\$0	\$4,197	\$0	\$4,197
	1306	Fly, Hawaiian picture-wing (Drosophila hemipeza) - Wherever found	E	\$3,998	\$0	\$3,998	\$0	\$3,998

Group Name	Rank	Species (50 CFR Part 17)	Status	FWS Total	Other Fed	Federal Total	States Total	Species Total
	1306	Fly, Hawaiian picture-wing (Drosophila heteroneura) - Wherever found	E	\$3,998	\$0	\$3,998	\$0	\$3,998
	1306	Fly, Hawaiian picture-wing (Drosophila mulli) - Wherever found	T	\$3,998	\$0	\$3,998	\$0	\$3,998
	901	Fly, Hawaiian picture-wing (Drosophila musaphilia) - Wherever found	E	\$3,998	\$14,735	\$18,733	\$0	\$18,733
	1259	Fly, Hawaiian picture-wing (Drosophila obatai) - Wherever found	E	\$6,026	\$0	\$6,026	\$0	\$6,026
	1306	Fly, Hawaiian picture-wing (Drosophila ochrobasis) - Wherever found	E	\$3,998	\$0	\$3,998	\$0	\$3,998
	895	Fly, Hawaiian picture-wing (Drosophila sharpi) - Wherever found	E	\$4,197	\$14,870	\$19,067	\$0	\$19,067
	452	Fly, Hawaiian picture-wing (Drosophila substenoptera) - Wherever found	E	\$3,998	\$117,761	\$121,759	\$0	\$121,759
	1306	Fly, Hawaiian picture-wing (Drosophila tarphyrichia) - Wherever found	E	\$3,998	\$0	\$3,998	\$0	\$3,998
	1381	Grasshopper, Zayante bang-winged (Trimerotropis infantilis) - Wherever found	E	\$550	\$0	\$550	\$0	\$550
	455	Moth, Blackburn's sphinx (Manduca blackburni) - Wherever found	E	\$110,510	\$10,003	\$120,513	\$0	\$120,513
	850	Moth, Kern primrose sphinx (Euproserpinus euterpe) - Wherever found	T	\$11,990	\$10,700	\$22,690	\$0	\$22,690
	837	Naucorid, Ash Meadows (Ambrysus amargosus) - Wherever found	T	\$23,717	\$0	\$23,717	\$0	\$23,717
	452	Picture-wing fly, Hawaiian (Drosophila montgomeryi) - Wherever found	E	\$3,998	\$117,761	\$121,759	\$0	\$121,759
	1306	Picture-wing fly, Hawaiian (Drosophila neoclavisetae) - Wherever found	E	\$3,998	\$0	\$3,998	\$0	\$3,998
	386	Skipper, Carson wandering (Pseudocopa eodes eunus obscurus) - Wherever found	E	\$30,618	\$132,100	\$162,718	\$0	\$162,718
	266	Skipper, Dakota (Hesperia dacotae) - Wherever found	T	\$249,615	\$91,962	\$341,577	\$31,497	\$373,074
	529	Skipper, Laguna Mountains (Pyrgus ruralis lagunae) - Wherever found	E	\$83,979	\$5,000	\$88,979	\$0	\$88,979
	218	Skipperling, Poweshiek (Oarisma poweshiek) - Wherever found	E	\$484,440	\$18,000	\$502,440	\$14,024	\$516,464

Group Name	Rank	Species (50 CFR Part 17)	Status	FWS Total	Other Fed	Federal Total	States Total	Species Total
	1213	Skipper, Pawnee montane (Hesperia leonardus montana) - Wherever found	T	\$841	\$6,230	\$7,071	\$0	\$7,071
	572	Tiger beetle, Northeastern beach (Cicindela dorsalis dorsalis) - Wherever found	T	\$63,444	\$4,500	\$67,944	\$5,000	\$72,944
	1334	Tiger beetle, Ohlone, (Cicindela ohlone) - Wherever found	E	\$0	\$2,500	\$2,500	\$0	\$2,500
	499	Tiger beetle, Puritan (Cicindela puritana) - Wherever found	T	\$93,729	\$100	\$93,829	\$7,000	\$100,829
	464	Tiger beetle, Salt Creek (Cicindela nevadica lincolniiana) - Wherever found	E	\$61,973	\$35,200	\$97,173	\$16,900	\$114,073
Insects subtotal				\$6,354,471	\$4,904,818	\$11,259,289	\$452,075	\$11,711,364
Arachnids	518	Harvestman, Bee Creek Cave (Texella reddelli) - Wherever found	E	\$7,000	\$87,500	\$94,500	\$0	\$94,500
	402	Harvestman, Bone Cave (Texella reyesi) - Wherever found	E	\$55,000	\$87,500	\$142,500	\$0	\$142,500
	1282	Harvestman, Cokendolpher Cave (Texella cokendolpheri) - Wherever found	E	\$5,000	\$0	\$5,000	\$0	\$5,000
	1039	Meshweaver, Braken Bat Cave (Cicurina venii) - Wherever found	E	\$7,000	\$5,200	\$12,200	\$0	\$12,200
	1044	Meshweaver, Government Canyon Bat Cave (Cicurina vespera) - Wherever found	E	\$7,000	\$5,000	\$12,000	\$0	\$12,000
	563	Meshweaver, Madla's Cave (Cicurina madla) - Wherever found	E	\$7,000	\$68,533	\$75,533	\$0	\$75,533
	1216	Meshweaver, Robber Baron Cave (Cicurina baronia) - Wherever found	E	\$7,000	\$0	\$7,000	\$0	\$7,000
	518	Pseudoscorpion, Tooth Cave (Tartarocreagrís texana) - Wherever found	E	\$7,000	\$87,500	\$94,500	\$0	\$94,500
	1044	Spider, Government Canyon Bat Cave (Neoleptoneta microps) - Wherever found	E	\$7,000	\$5,000	\$12,000	\$0	\$12,000
	1162	Spider, Kauai cave wolf or pe'e pe'e maka'ole (Adelocosa anops) - Wherever found	E	\$8,558	\$0	\$8,558	\$0	\$8,558
	1332	Spider, spruce-fir moss (Microhexura montivaga) - Wherever found	E	\$800	\$2,000	\$2,800	\$0	\$2,800
	518	Spider, Tooth Cave (Neoleptoneta myopica) - Wherever found	E	\$7,000	\$87,500	\$94,500	\$0	\$94,500

Group Name	Rank	Species (50 CFR Part 17)	Status	FWS Total	Other Fed	Federal Total	States Total	Species Total
Arachnids subtotal				\$125,358	\$435,733	\$561,091	\$0	\$561,091
Crustaceans	1333	Amphipod, diminutive (Gammarus hyalleoides) - Wherever found	E	\$2,500	\$100	\$2,600	\$0	\$2,600
	913	Amphipod, Hay's Spring (Stygobromus hayi) - Wherever found	E	\$17,976	\$0	\$17,976	\$0	\$17,976
	1330	Amphipod, Illinois cave (Gammarus acherondytes) - Wherever found	E	\$3,000	\$0	\$3,000	\$0	\$3,000
	1162	Amphipod, Kauai cave (Speleorchestia koloana) - Wherever found	E	\$8,558	\$0	\$8,558	\$0	\$8,558
	684	Amphipod, Noel's (Gammarus desperatus) - Wherever found	E	\$38,465	\$3,100	\$41,565	\$4,350	\$45,915
	922	Amphipod, Peck's cave (Stygobromus (=Stygonectes) pecki) - Wherever found	E	\$15,000	\$2,600	\$17,600	\$0	\$17,600
	1330	Amphipod, Pecos (Gammarus pecos) - Wherever found	E	\$3,000	\$0	\$3,000	\$0	\$3,000
	758	Crayfish, Big Sandy (Cambarus callainus) - Wherever found	T	\$32,250	\$2,003	\$34,253	\$0	\$34,253
	1378	Crayfish, cave (Cambarus aculabrum) - Wherever found	E	\$600	\$0	\$600	\$0	\$600
	1399	Crayfish, cave (Cambarus zophonastes) - Wherever found	E	\$100	\$0	\$100	\$0	\$100
	832	Crayfish, Guyandotte River (Cambarus veteranus) - Wherever found	E	\$22,250	\$2,003	\$24,253	\$0	\$24,253
	939	Crayfish, Nashville (Orconectes shoupi) - Wherever found	E	\$13,000	\$3,700	\$16,700	\$0	\$16,700
	854	Crayfish, Shasta (Pacifastacus fortis) - Wherever found	E	\$22,000	\$200	\$22,200	\$0	\$22,200
	610	Fairy shrimp, Conservancy (Branchinecta conservatio) - Wherever found	E	\$45,603	\$15,783	\$61,386	\$0	\$61,386
	261	Fairy shrimp, longhorn (Branchinecta longiantenna) - Wherever found	E	\$16,500	\$359,567	\$376,067	\$0	\$376,067
	484	Fairy shrimp, Riverside (Streptocephalus woottoni) - Wherever found	E	\$106,400	\$200	\$106,600	\$0	\$106,600
	385	Fairy shrimp, San Diego (Branchinecta sandiegonensis) - Wherever found	E	\$112,346	\$51,272	\$163,618	\$0	\$163,618
	111	Fairy shrimp, vernal pool (Branchinecta lynchi) - Wherever found	T	\$732,247	\$1,162,651	\$1,894,898	\$0	\$1,894,898

Group Name	Rank	Species (50 CFR Part 17)	Status	FWS Total	Other Fed	Federal Total	States Total	Species Total
	896	Isopod, Lee County cave (Lirceus usdagalun) - Wherever found	E	\$14,000	\$5,000	\$19,000	\$0	\$19,000
	723	Isopod, Madison Cave (Antrolana lira) - Wherever found	T	\$37,000	\$1,903	\$38,903	\$0	\$38,903
	1140	Isopod, Socorro (Thermosphaeroma thermophilus) - Wherever found	E	\$2,000	\$3,000	\$5,000	\$4,298	\$9,298
	717	Shrimp, Alabama cave (Palaeomonias alabamiae) - Wherever found	E	\$0	\$40,100	\$40,100	\$0	\$40,100
	1131	Shrimp, anchialine pool (Vetericaris chaceorum) - Wherever found	E	\$9,683	\$0	\$9,683	\$0	\$9,683
	454	Shrimp, California freshwater (Syncaeris pacifica) - Wherever found	E	\$1,100	\$119,884	\$120,984	\$0	\$120,984
	1004	Shrimp, Kentucky cave (Palaeomonias ganteri) - Wherever found	E	\$8,000	\$5,650	\$13,650	\$0	\$13,650
	141	Tadpole shrimp, vernal pool (Lepidurus packardii) - Wherever found	E	\$332,589	\$784,281	\$1,116,870	\$0	\$1,116,870
Crustaceans subtotal				\$1,596,167	\$2,562,997	\$4,159,164	\$8,648	\$4,167,812
Corals	230	Coral, Boulder star (Orbicella franksi) - Wherever found	T	\$0	\$461,318	\$461,318	\$0	\$461,318
	202	Coral, elkhorn (Acropora palmata) - Wherever found	T	\$0	\$577,494	\$577,494	\$0	\$577,494
	221	Coral, Lobed Star (Orbicella annularis) - Wherever found	T	\$0	\$507,164	\$507,164	\$0	\$507,164
	197	Coral, Mountainous Star (Orbicella faveolata) - Wherever found	T	\$0	\$602,894	\$602,894	\$0	\$602,894
	223	Coral, Pillar (Dendrogyra cylindricus) - Wherever found	T	\$0	\$503,520	\$503,520	\$0	\$503,520
	224	Coral, Rough Cactus (Mycetophyllia ferox) - Wherever found	T	\$0	\$503,364	\$503,364	\$0	\$503,364
	132	Coral, staghorn (Acropora cervicornis) - Wherever found	T	\$0	\$1,234,097	\$1,234,097	\$0	\$1,234,097
	270	No Common Name (Acropora globoiceps) - Wherever found	T	\$0	\$349,425	\$349,425	\$0	\$349,425
	274	No Common Name (Acropora jacquelineae) - Wherever found	T	\$0	\$345,100	\$345,100	\$0	\$345,100
	282	No Common Name (Acropora lokani) - Wherever found	T	\$0	\$335,000	\$335,000	\$0	\$335,000
	282	No Common Name (Acropora pharaonis) - Wherever found	T	\$0	\$335,000	\$335,000	\$0	\$335,000

Group Name	Rank	Species (50 CFR Part 17)	Status	FWS Total	Other Fed	Federal Total	States Total	Species Total
	986	No Common Name (Acropora retusa) - Wherever found	T	\$0	\$14,122	\$14,122	\$0	\$14,122
	275	No Common Name (Acropora rudis) - Wherever found	T	\$0	\$345,000	\$345,000	\$0	\$345,000
	274	No Common Name (Acropora speciosa) - Wherever found	T	\$0	\$345,100	\$345,100	\$0	\$345,100
	274	No Common Name (Euphyllia paradivisa) - Wherever found	T	\$0	\$345,100	\$345,100	\$0	\$345,100
	274	No Common Name (Isopora crateriformis) - Wherever found	T	\$0	\$345,100	\$345,100	\$0	\$345,100
	281	No Common Name (Pavona diffluens) - Wherever found	T	\$0	\$335,424	\$335,424	\$0	\$335,424
	282	No Common Name (Porites napopora) - Wherever found	T	\$0	\$335,000	\$335,000	\$0	\$335,000
	278	No Common Name (Seriatopora aculeata) - Wherever found	T	\$0	\$339,125	\$339,125	\$0	\$339,125
Corals subtotal				\$0	\$8,158,347	\$8,158,347	\$0	\$8,158,347
Flowering Plants	843	A'e (Zanthoxylum dipetalum var. tomentosum) - Wherever found	E	\$22,430	\$787	\$23,217	\$0	\$23,217
	462	A'e (Zanthoxylum hawaiiense) - Wherever found	E	\$15,392	\$100,620	\$116,012	\$0	\$116,012
	960	A'e (Zanthoxylum oahuense) - Wherever found	E	\$14,348	\$787	\$15,135	\$0	\$15,135
	424	Ahinahina (Argyroxiphium sandwicense ssp. macrocephalum) - Wherever found	T	\$6,417	\$124,750	\$131,167	\$0	\$131,167
	1020	Ahinahina (Argyroxiphium sandwicense ssp. sandwicense) - Wherever found	E	\$13,033	\$0	\$13,033	\$0	\$13,033
	830	Aiakeakua, popolo (Solanum sandwicense) - Wherever found	E	\$23,546	\$787	\$24,333	\$0	\$24,333
	592	Aiea (Nothocestrum breviflorum) - Wherever found	E	\$41,089	\$25,795	\$66,884	\$0	\$66,884
	969	Aiea (Nothocestrum peltatum) - Wherever found	E	\$13,977	\$787	\$14,764	\$0	\$14,764
	448	Akoko (Euphorbia celastroides var. kaenana) - Wherever found	E	\$5,673	\$117,761	\$123,434	\$0	\$123,434
	1266	Akoko (Euphorbia deppeana) - Wherever found	E	\$5,528	\$0	\$5,528	\$0	\$5,528
	1149	Akoko (Euphorbia eleanoriae) - Wherever found	E	\$9,161	\$0	\$9,161	\$0	\$9,161
	1073	Akoko (Euphorbia haeleleana) - Wherever found	E	\$10,685	\$787	\$11,472	\$0	\$11,472

Group Name	Rank	Species (50 CFR Part 17)	Status	FWS Total	Other Fed	Federal Total	States Total	Species Total
	435	`Akoko (Euphorbia herbstii) - Wherever found	E	\$9,599	\$117,761	\$127,360	\$0	\$127,360
	1223	`Akoko (Euphorbia kuwaleana) - Wherever found	E	\$5,528	\$1,321	\$6,849	\$0	\$6,849
	1275	`Akoko (Euphorbia remyi var. kauaiensis) - Wherever found	E	\$5,235	\$0	\$5,235	\$0	\$5,235
	1161	`Akoko (Euphorbia remyi var. remyi) - Wherever found	E	\$8,584	\$0	\$8,584	\$0	\$8,584
	1154	`Akoko (Euphorbia rockii) - Wherever found	E	\$8,970	\$0	\$8,970	\$0	\$8,970
	1269	`Akoko (Euphorbia halemanui) - Wherever found	E	\$5,392	\$0	\$5,392	\$0	\$5,392
	647	`Akoko, Ewa Plains (Euphorbia skottsbergii, var. skottsbergii) - Wherever found	E	\$51,325	\$2,468	\$53,793	\$0	\$53,793
	763	`aku (Cyanea tritomantha) - Wherever found	E	\$31,302	\$2,304	\$33,606	\$0	\$33,606
	1031	`aku`aku (Cyanea platyphylla) - Wherever found	E	\$11,852	\$787	\$12,639	\$0	\$12,639
	1051	`Ala `ala wai nui (Peperomia subpetiolata) - Wherever found	E	\$11,139	\$787	\$11,926	\$0	\$11,926
	975	Alani (Melicope adscendens) - Wherever found	E	\$13,756	\$787	\$14,543	\$0	\$14,543
	1169	Alani (Melicope balloui) - Wherever found	E	\$7,511	\$787	\$8,298	\$0	\$8,298
	1203	Alani (Melicope christophersenii) - Wherever found	E	\$5,235	\$2,108	\$7,343	\$0	\$7,343
	1011	Alani (Melicope degeneri) - Wherever found	E	\$12,561	\$787	\$13,348	\$0	\$13,348
	1060	Alani (Melicope haupuensis) - Wherever found	E	\$10,957	\$787	\$11,744	\$0	\$11,744
	1069	Alani (Melicope hiakae) - Wherever found	E	\$10,749	\$787	\$11,536	\$0	\$11,536
	1000	Alani (Melicope knudsenii) - Wherever found	E	\$12,899	\$787	\$13,686	\$0	\$13,686
	905	Alani (Melicope lydgatei) - Wherever found	E	\$17,787	\$787	\$18,574	\$0	\$18,574
	1260	Alani (Melicope makahae) - Wherever found	E	\$5,235	\$787	\$6,022	\$0	\$6,022
	1010	Alani (Melicope mucronulata) - Wherever found	E	\$12,691	\$787	\$13,478	\$0	\$13,478
	1186	Alani (Melicope munroi) - Wherever found	E	\$7,177	\$787	\$7,964	\$0	\$7,964
	627	Alani (Melicope ovalis) - Wherever found	E	\$7,177	\$50,537	\$57,714	\$0	\$57,714

Group Name	Rank	Species (50 CFR Part 17)	Status	FWS Total	Other Fed	Federal Total	States Total	Species Total
	1237	Alani ( <i>Melicope pallida</i> ) - Wherever found	E	\$5,685	\$787	\$6,472	\$0	\$6,472
	1137	Alani ( <i>Melicope paniculata</i> ) - Wherever found	E	\$8,584	\$787	\$9,371	\$0	\$9,371
	1089	Alani ( <i>Melicope puberula</i> ) - Wherever found	E	\$10,190	\$787	\$10,977	\$0	\$10,977
	1118	Alani ( <i>Melicope quadrangularis</i> ) - Wherever found	E	\$9,318	\$787	\$10,105	\$0	\$10,105
	634	Alani ( <i>Melicope reflexa</i> ) - Wherever found	E	\$56,163	\$787	\$56,950	\$0	\$56,950
	1198	Alani ( <i>Melicope saint-johnii</i> ) - Wherever found	E	\$5,528	\$2,108	\$7,636	\$0	\$7,636
	857	Alani ( <i>Melicope zahlbruckneri</i> ) - Wherever found	E	\$19,579	\$2,287	\$21,866	\$0	\$21,866
	836	<i>Alopecurus</i> , Sonoma ( <i>Alopecurus aequalis</i> var. <i>sonomensis</i> ) - Wherever found	E	\$22,239	\$1,600	\$23,839	\$0	\$23,839
	262	Amaranth, seabeach ( <i>Amaranthus pumilus</i> ) - Wherever found	T	\$205,106	\$147,123	\$352,229	\$22,141	\$374,370
	520	Ambrosia, San Diego ( <i>Ambrosia pumila</i> ) - Wherever found	E	\$5,424	\$88,200	\$93,624	\$0	\$93,624
	760	Ambrosia, south Texas ( <i>Ambrosia cheiranthifolia</i> ) - Wherever found	E	\$26,400	\$7,677	\$34,077	\$0	\$34,077
	406	Amole, purple ( <i>Chlorogalum purpureum</i> ) - Wherever found	T	\$38,296	\$102,618	\$140,914	\$0	\$140,914
	1222	Amphianthus, little ( <i>Amphianthus pusillus</i> ) - Wherever found	T	\$2,500	\$2,350	\$4,850	\$2,000	\$6,850
	1198	Anaunau ( <i>Lepidium arbuscula</i> ) - Wherever found	E	\$5,528	\$2,108	\$7,636	\$0	\$7,636
	962	Anunu ( <i>Sicyos albus</i> ) - Wherever found	E	\$14,232	\$787	\$15,019	\$0	\$15,019
	690	Apokating-palaan ( <i>Psychotria mataspinae</i> ) - Wherever found	E	\$41,955	\$2,145	\$44,100	\$0	\$44,100
	650	Arrowhead, bunched ( <i>Sagittaria fasciculata</i> ) - Wherever found	E	\$11,500	\$21,545	\$33,045	\$19,314	\$52,359
	465	Aster, decurrent false ( <i>Boltonia decurrens</i> ) - Wherever found	T	\$31,930	\$81,462	\$113,392	\$100	\$113,492
	880	Aster, Florida golden ( <i>Chrysopsis floridana</i> ) - Wherever found	E	\$13,000	\$400	\$13,400	\$7,000	\$20,400
	831	Aster, Ruth's golden ( <i>Pityopsis ruthii</i> ) - Wherever found	E	\$6,500	\$17,820	\$24,320	\$0	\$24,320
	480	Aupaka ( <i>Isodendron hosakae</i> ) - Wherever found	E	\$6,490	\$100,620	\$107,110	\$0	\$107,110
	1105	Aupaka ( <i>Isodendron laurifolium</i> ) - Wherever found	E	\$9,741	\$787	\$10,528	\$0	\$10,528



Group Name	Rank	Species (50 CFR Part 17)	Status	FWS Total	Other Fed	Federal Total	States Total	Species Total
	1237	Aupaka (Isodendron longifolium) - Wherever found	T	\$5,685	\$787	\$6,472	\$0	\$6,472
	689	Avens, spreading (Geum radiatum) - Wherever found	E	\$8,500	\$19,011	\$27,511	\$16,804	\$44,315
	914	Awikiwiki (Canavalia molokaiensis) - Wherever found	E	\$7,177	\$10,787	\$17,964	\$0	\$17,964
	1030	Awikiwiki (Canavalia napaliensis) - Wherever found	E	\$11,879	\$787	\$12,666	\$0	\$12,666
	1094	Awikiwiki (Canavalia pubescens) - Wherever found	E	\$10,089	\$787	\$10,876	\$0	\$10,876
	993	Awivi (Schenkia sebaeoides) - Wherever found	E	\$13,879	\$0	\$13,879	\$0	\$13,879
	1269	Awiji (Kadua cookiana) - Wherever found	E	\$5,392	\$0	\$5,392	\$0	\$5,392
	597	Ayenia, Texas (Ayenia limitaris) - Wherever found	E	\$65,500	\$300	\$65,800	\$0	\$65,800
	508	Baccharis, Encinitas (Baccharis vanessae) - Wherever found	T	\$2,204	\$96,000	\$98,204	\$0	\$98,204
	1222	Barbara's Buttons, Mohr's (Marshallia mohrii) - Wherever found	T	\$0	\$2,850	\$2,850	\$4,000	\$6,850
	862	Barberry, island (Berberis pinnata ssp. insularis) - Wherever found	E	\$17,671	\$3,890	\$21,561	\$0	\$21,561
	1384	Barberry, Nevin's (Berberis nevinii) - Wherever found	E	\$348	\$0	\$348	\$0	\$348
	1133	Bariaco (Trichilia triacantha) - Wherever found	E	\$9,500	\$100	\$9,600	\$0	\$9,600
	967	Beaked-rush, Knieskern's (Rhynchospora knieskernii) - Wherever found	T	\$14,543	\$263	\$14,806	\$0	\$14,806
	1271	Bean, sea (Mucuna sloanei perseicea) - Wherever found	E	\$5,362	\$0	\$5,362	\$0	\$5,362
	1123	Beardtongue, Parachute (Penstemon debilis) - Wherever found	T	\$4,207	\$5,800	\$10,007	\$0	\$10,007
	844	Beardtongue, Penland (Penstemon penlandii) - Wherever found	E	\$0	\$23,000	\$23,000	\$0	\$23,000
	314	Beatgrass, Britton's (Nolina brittoniana) - Wherever found	E	\$245,500	\$11,700	\$257,200	\$2,500	\$259,700
	506	Beat-poppy, Dwarf (Arctomecon humilis) - Wherever found	E	\$0	\$98,350	\$98,350	\$0	\$98,350
	593	Beauty, Harper's (Harperocallis flava) - Wherever found	E	\$19,500	\$36,995	\$56,495	\$10,000	\$66,495
	966	Bedstraw, El Dorado (Galium californicum ssp. sierrae) - Wherever found	E	\$10,710	\$4,100	\$14,810	\$0	\$14,810

Group Name	Rank	Species (50 CFR Part 17)	Status	FWS Total	Other Fed	Federal Total	States Total	Species Total
	1035	Bedstraw, island (Galium buxifolium) - Wherever found	E	\$4,418	\$7,986	\$12,404	\$0	\$12,404
	1276	Bellflower, Brooksville (Campanula robinsiae) - Wherever found	E	\$500	\$200	\$700	\$4,500	\$5,200
	800	Bird's beak, palmate-bracted (Cordylanthus palmatus) - Wherever found	E	\$1,650	\$26,400	\$28,050	\$0	\$28,050
	522	Bird's-beak, salt marsh (Cordylanthus maritimus ssp. maritimus) - Wherever found	E	\$28,380	\$64,118	\$92,498	\$0	\$92,498
	1133	Bird's-beak, soft (Cordylanthus mollis ssp. mollis) - Wherever found	E	\$0	\$9,600	\$9,600	\$0	\$9,600
	795	Birds-in-a-nest, white (Macbridea alba) - Wherever found	T	\$500	\$25,834	\$26,334	\$3,000	\$29,334
	728	Bittercress, small-anthered (Cardamine micranthera) - Wherever found	E	\$6,750	\$15,661	\$22,411	\$15,984	\$38,395
	1160	Bladderpod, Dudley Bluffs (Lesquerella congesta) - Wherever found	T	\$0	\$8,600	\$8,600	\$0	\$8,600
	1113	Bladderpod, kodachrome (Lesquerella tumulosa) - Wherever found	E	\$4,207	\$6,000	\$10,207	\$0	\$10,207
	1378	Bladderpod, lyrate (Lesquerella lyrata) - Wherever found	T	\$0	\$600	\$600	\$0	\$600
	639	Bladderpod, Missouri (Physaria filiformis) - Wherever found	T	\$15,273	\$40,100	\$55,373	\$0	\$55,373
	1379	Bladderpod, San Bernardino Mountains (Lesquerella kingii ssp. bernardina) - Wherever found	E	\$0	\$583	\$583	\$0	\$583
	507	Bladderpod, Short's (Physaria globosa) - Wherever found	E	\$67,500	\$30,110	\$97,610	\$700	\$98,310
	1236	Bladderpod, Spring Creek (Lesquerella perforata) - Wherever found	E	\$3,500	\$2,990	\$6,490	\$0	\$6,490
	1333	Bladderpod, white (Lesquerella pallida) - Wherever found	E	\$2,500	\$100	\$2,600	\$0	\$2,600
	874	Bladderpod, White Bluffs (Physaria douglasii ssp. tuplashensis) - Wherever found	T	\$19,675	\$300	\$19,975	\$700	\$20,675
	1321	Bladderpod, Zapata (Lesquerella thamnophila) - Wherever found	E	\$2,600	\$800	\$3,400	\$0	\$3,400
	734	Blazingstar, Ash Meadows (Mentzelia leucophylla) - Wherever found	T	\$37,663	\$0	\$37,663	\$0	\$37,663
	700	Blazingstar, Heller's (Liatris helleri) - Wherever found	T	\$7,000	\$20,081	\$27,081	\$16,014	\$43,095

Group Name	Rank	Species (50 CFR Part 17)	Status	FWS Total	Other Fed	Federal Total	States Total	Species Total
	1088	Blazingstar, scrub (Liatris ohlingerae) - Wherever found	E	\$4,500	\$0	\$4,500	\$6,500	\$11,000
	1264	Bluecurls, Hidden Lake (Trichostema austromontanum ssp. compactum) - Wherever found	T	\$5,800	\$0	\$5,800	\$0	\$5,800
	1145	Bluegrass, Hawaiian (Poa sandwicensis) - Wherever found	E	\$8,412	\$787	\$9,199	\$0	\$9,199
	1254	Bluegrass, Mann's (Poa mannii) - Wherever found	E	\$5,392	\$787	\$6,179	\$0	\$6,179
	720	Bluegrass, San Bernardino (Poa atropurpurea) - Wherever found	E	\$39,000	\$483	\$39,483	\$0	\$39,483
	1291	Blue-star, Kearney's (Amsonia keameyana) - Wherever found	E	\$800	\$3,400	\$4,200	\$500	\$4,700
	746	Bluet, Roan Mountain (Hedyotis purpurea var. montana) - Wherever found	E	\$4,000	\$16,591	\$20,591	\$15,696	\$36,287
	284	Bonamia, Florida (Bonamia grandiflora) - Wherever found	T	\$247,000	\$74,908	\$321,908	\$2,000	\$323,908
	1106	Boxwood, Vahl's (Buxus vahlia) - Wherever found	E	\$10,500	\$0	\$10,500	\$0	\$10,500
	1208	Brickell-bush, Florida (Brickellia mosieri) - Wherever found	E	\$2,000	\$1,700	\$3,700	\$3,500	\$7,200
	625	Brodiaea, Chinese Camp (Brodiaea pallida) - Wherever found	T	\$57,310	\$500	\$57,810	\$0	\$57,810
	538	Brodiaea, thread-leaved (Brodiaea filifolia) - Wherever found	T	\$84,547	\$0	\$84,547	\$0	\$84,547
	1343	Buckwheat, cushenbury (Eriogonum ovalifolium var. vineum) - Wherever found	E	\$1,160	\$783	\$1,943	\$0	\$1,943
	1314	Buckwheat, lone (incl. Irish Hill) (Eriogonum apricum (incl. var. prostratum)) - Wherever found	E	\$3,300	\$300	\$3,600	\$0	\$3,600
	280	Buckwheat, scrub (Eriogonum longifolium var. gnaphalifolium) - Wherever found	T	\$248,000	\$85,771	\$333,771	\$2,500	\$336,271
	486	Buckwheat, steamboat (Eriogonum ovalifolium var. williamsiae) - Wherever found	E	\$5,741	\$100,300	\$106,041	\$0	\$106,041
	1015	Buckwheat, Umtanum Desert (Eriogonum codium) - Wherever found	T	\$11,975	\$500	\$12,475	\$800	\$13,275
	653	Bulrush, Northeastern (Scirpus ancistrochaetus) - Wherever found	E	\$42,117	\$7,148	\$49,265	\$2,560	\$51,825
	1079	Bush-clover, prairie (Lespedeza leptostachya) - Wherever found	T	\$3,860	\$700	\$4,560	\$6,700	\$11,260

Group Name	Rank	Species (50 CFR Part 17)	Status	FWS Total	Other Fed	Federal Total	States Total	Species Total
	260	Bush-mallow, San Clemente Island (Malacothamnus clementinus) - Wherever found	E	\$4,640	\$371,970	\$376,610	\$0	\$376,610
	1054	Bush-mallow, Santa Cruz Island (Malacothamnus fasciculatus var. nesioticus) - Wherever found	E	\$0	\$11,876	\$11,876	\$0	\$11,876
	1302	Buttercup, autumn (Ranunculus aestivalis (=acriformis)) - Wherever found	E	\$0	\$4,100	\$4,100	\$0	\$4,100
	587	Butterfly plant, Colorado (Gaura neomexicana var. coloradensis) - Wherever found	T	\$12,066	\$56,313	\$68,379	\$300	\$68,679
	645	Butterweed, Layne's (Senecio layneae) - Wherever found	T	\$38,170	\$15,850	\$54,020	\$0	\$54,020
	678	Butterwort, Godfrey's (Pinguicula ionantha) - Wherever found	T	\$26,000	\$15,069	\$41,069	\$6,500	\$47,569
	567	Button-celery, San Diego (Eryngium aristulatum var. parishii) - Wherever found	E	\$39,397	\$35,886	\$75,283	\$0	\$75,283
	666	Cactus, Acuna (Echinomastus erectocentrus var. acunensis) - Wherever found	E	\$9,500	\$38,100	\$47,600	\$2,500	\$50,100
	599	Cactus, Arizona hedgehog (Echinocereus triglochidiatus var. arizonicus) - Wherever found	E	\$8,500	\$54,697	\$63,197	\$2,000	\$65,197
	601	Cactus, Bakersfield (Opuntia treleasei) - Wherever found	E	\$61,314	\$2,560	\$63,874	\$0	\$63,874
	693	Cactus, black lace (Echinocereus reichenbachii var. albertii) - Wherever found	E	\$3,900	\$676	\$4,576	\$39,341	\$43,917
	1230	Cactus, Brady pincushion (Pediocactus bradyi) - Wherever found	E	\$1,700	\$2,450	\$4,150	\$2,500	\$6,650
	1352	Cactus, Chisos Mountain hedgehog (Echinocereus chisoensis var. chisoensis) - Wherever found	T	\$736	\$1,000	\$1,736	\$0	\$1,736
	983	Cactus, Cochise pincushion (Coryphantha robbinsorum) - Wherever found	T	\$3,700	\$10,100	\$13,800	\$500	\$14,300
	372	Cactus, Colorado hookless (Sclerocactus glaucus) - Wherever found	T	\$30,288	\$157,800	\$188,088	\$0	\$188,088
	730	Cactus, Fickeisen plains (Pediocactus peeblesianus fickeiseniae) - Wherever found	E	\$2,500	\$33,522	\$36,022	\$2,000	\$38,022
	1297	Cactus, Florida semaphore (Consolea corallicola) - Wherever found	E	\$1,000	\$2,700	\$3,700	\$700	\$4,400

Group Name	Rank	Species (50 CFR Part 17)	Status	FWS Total	Other Fed	Federal Total	States Total	Species Total
	1078	Cactus, Key tree (Pilosocereus robinii) - Wherever found	E	\$0	\$818	\$818	\$10,500	\$11,318
	685	Cactus, Knowlton's (Pediocactus knowltonii) - Wherever found	E	\$19,255	\$26,600	\$45,855	\$0	\$45,855
	806	Cactus, Kuenzler hedgehog (Echinocereus fendleri var. kuenzleri) - Wherever found	E	\$10,000	\$17,500	\$27,500	\$0	\$27,500
	1172	Cactus, Lee pincushion (Coryphantha speedii var. leeii) - Wherever found	T	\$8,000	\$270	\$8,270	\$0	\$8,270
	1347	Cactus, Lloyd's Mariposa (Echinomastus mariposensis) - Wherever found	T	\$777	\$1,100	\$1,877	\$0	\$1,877
	586	Cactus, Mesa Verde (Sclerocactus mesae-verdae) - Wherever found	T	\$3,000	\$65,800	\$68,800	\$0	\$68,800
	1382	Cactus, Nellie cory (Coryphantha minima) - Wherever found	E	\$500	\$0	\$500	\$0	\$500
	1331	Cactus, Nichol's Turk's head (Echinocactus horizonthalonius var. nicholii) - Wherever found	E	\$300	\$2,100	\$2,400	\$500	\$2,900
	971	Cactus, Pariette (Sclerocactus brevispinus) - Wherever found	T	\$0	\$14,726	\$14,726	\$0	\$14,726
	1119	Cactus, Peebles Navajo (Pediocactus peeblesianus var. peeblesianus) - Wherever found	E	\$500	\$7,600	\$8,100	\$2,000	\$10,100
	680	Cactus, Pima pineapple (Coryphantha scheeri var. robustispina) - Wherever found	E	\$25,329	\$18,185	\$43,514	\$3,500	\$47,014
	891	Cactus, San Rafael (Pediocactus despainii) - Wherever found	E	\$0	\$19,236	\$19,236	\$0	\$19,236
	940	Cactus, Siler pincushion (Pediocactus (=Echinocactus,=Utahia) sileri) - Wherever found	T	\$900	\$14,200	\$15,100	\$1,500	\$16,600
	1366	Cactus, Sneed pincushion (Coryphantha speedii var. sneedii) - Wherever found	E	\$0	\$1,100	\$1,100	\$0	\$1,100
	1106	Cactus, star (Astrophytum asterias) - Wherever found	E	\$10,200	\$300	\$10,500	\$0	\$10,500
	708	Cactus, Tobusch fishhook (Sclerocactus brevinamatus ssp. tobuschii) - Wherever found	E	\$25,000	\$16,600	\$41,600	\$0	\$41,600
	803	Cactus, Uinta Basin hookless (Sclerocactus weilandicus) - Wherever found	T	\$26	\$27,692	\$27,718	\$0	\$27,718
	628	Cactus, Winkler (Pediocactus winkleri) - Wherever found	T	\$0	\$57,600	\$57,600	\$0	\$57,600

Group Name	Rank	Species (50 CFR Part 17)	Status	FWS Total	Other Fed	Federal Total	States Total	Species Total
	595	Cactus, Wright fishhook (Sclerocactus wrightiae) - Wherever found	E	\$0	\$66,400	\$66,400	\$0	\$66,400
	802	Campion, fringed (Silene polypetala) - Wherever found	E	\$10,500	\$9,446	\$19,946	\$7,800	\$27,746
	1184	Capa rosa (Callicarpa ampla) - Wherever found	E	\$8,000	\$0	\$8,000	\$0	\$8,000
	249	Catchfly, Spalding's (Silene spaldingii) - Wherever found	T	\$315,430	\$94,696	\$410,126	\$800	\$410,926
	743	Cat's-eye, Terlingua Creek (Cryptantha crassipes) - Wherever found	E	\$500	\$0	\$500	\$36,148	\$36,648
	323	Ceanothus, coyote (Ceanothus ferrisae) - Wherever found	E	\$7,370	\$245,550	\$252,920	\$0	\$252,920
	920	Ceanothus, Pine Hill (Ceanothus roderickii) - Wherever found	E	\$13,549	\$4,100	\$17,649	\$0	\$17,649
	1338	Ceanothus, Vail Lake (Ceanothus ophiocilius) - Wherever found	T	\$2,204	\$0	\$2,204	\$0	\$2,204
	912	Centaury, spring-loving (Centaurium namophilum) - Wherever found	T	\$17,487	\$500	\$17,987	\$0	\$17,987
	747	Chaff-flower, round-leaved (Achyranthes splendens var. rotundata) - Wherever found	E	\$35,441	\$787	\$36,228	\$0	\$36,228
	206	Chaffseed, American (Schwalbea americana) - Wherever found	E	\$50,370	\$493,058	\$543,428	\$17,940	\$561,368
	853	Checker-mallow, Keck's (Sidalcea keckii) - Wherever found	E	\$9,680	\$12,642	\$22,322	\$0	\$22,322
	532	Checker-mallow, Nelson's (Sidalcea nelsoniana) - Wherever found	T	\$55,240	\$30,624	\$85,864	\$1,400	\$87,264
	1383	Checker-mallow, pedate (Sidalcea pedata) - Wherever found	E	\$0	\$483	\$483	\$0	\$483
	863	Checkermallow, Wenatchee Mountains (Sidalcea oregana var. calva) - Local Endemic	E	\$17,520	\$3,200	\$20,720	\$800	\$21,520
	1018	Chumbo, Higo (Harrisia portoricensis) - Wherever found	T	\$13,000	\$100	\$13,100	\$0	\$13,100
	1184	Chupacallos (Pleodendron macranthum) - Wherever found	E	\$8,000	\$0	\$8,000	\$0	\$8,000
	1294	Clarkia, Pismo (Clarkia speciosa ssp. immaculata) - Wherever found	E	\$3,894	\$700	\$4,594	\$0	\$4,594
	1324	Clarkia, Presidio (Clarkia franciscana) - Wherever found	E	\$1,320	\$2,000	\$3,320	\$0	\$3,320
	1334	Clarkia, Springville (Clarkia springvillensis) - Wherever found	T	\$0	\$2,500	\$2,500	\$0	\$2,500
	1116	Clarkia, Vine Hill (Clarkia imbricata) - Wherever found	E	\$10,139	\$0	\$10,139	\$0	\$10,139

Group Name	Rank	Species (50 CFR Part 17)	Status	FWS Total	Other Fed	Federal Total	States Total	Species Total
	1293	Cliffrose, Arizona (Purshia (=Cowania) subintegra) - Wherever found	E	\$2,000	\$2,100	\$4,100	\$500	\$4,600
	1307	Clover, Monterey (Trifolium trichocalyx) - Wherever found	E	\$3,894	\$100	\$3,994	\$0	\$3,994
	265	Clover, running buffalo (Trifolium stoloniferum) - Wherever found	E	\$78,319	\$284,372	\$362,691	\$10,751	\$373,442
	1325	Clover, showy Indian (Trifolium amoenum) - Wherever found	E	\$0	\$3,300	\$3,300	\$0	\$3,300
	773	Cobana negra (Stahlia monosperma) - Wherever found	T	\$32,000	\$200	\$32,200	\$0	\$32,200
	469	Coneflower, smooth (Echinacea laevigata) - Wherever found	E	\$33,000	\$36,857	\$69,857	\$42,670	\$112,527
	1358	Cory cactus, bunched (Coryphantha ramillosa) - Wherever found	T	\$500	\$1,000	\$1,500	\$0	\$1,500
	1229	Crownscale, San Jacinto Valley (Atriplex coronata var. notator) - Wherever found	E	\$6,728	\$0	\$6,728	\$0	\$6,728
	719	Cycladenia, Jones (Cycladenia humilis var. jonesii) - Wherever found	T	\$1,600	\$37,540	\$39,140	\$500	\$39,640
	996	Daisy, Lakeside (Hymenoxys herbacea) - Wherever found	T	\$12,431	\$1,378	\$13,809	\$0	\$13,809
	1194	Daisy, Parish's (Erigeron parishii) - Wherever found	T	\$1,276	\$6,483	\$7,759	\$0	\$7,759
	347	Daisy, Willamette (Erigeron decumbens) - Wherever found	E	\$63,290	\$156,898	\$220,188	\$0	\$220,188
	922	Dawn-flower, Texas prairie (Hymenoxys texana) - Wherever found	E	\$16,000	\$1,600	\$17,600	\$0	\$17,600
	303	Desert-parsley, Bradshaw's (Lomatium bradshawii) - Wherever found	E	\$105,885	\$170,018	\$275,903	\$3,600	\$279,503
	1108	Dogweed, ash (Thymophylla tephroleuca) - Wherever found	E	\$4,700	\$5,700	\$10,400	\$0	\$10,400
	547	Dropwort, Canby's (Oxypolis canbyi) - Wherever found	E	\$50,572	\$12,780	\$63,352	\$17,961	\$81,313
	1310	Dudleya, Conejo (Dudleya abramsii ssp. parva) - Wherever found	T	\$3,894	\$0	\$3,894	\$0	\$3,894
	1310	Dudleya, marcescent (Dudleya cymosa ssp. marcescens) - Wherever found	T	\$3,894	\$0	\$3,894	\$0	\$3,894
	813	Dudleya, Santa Clara Valley (Dudleya setchellii) - Wherever found	E	\$18,370	\$8,000	\$26,370	\$0	\$26,370

Group Name	Rank	Species (50 CFR Part 17)	Status	FWS Total	Other Fed	Federal Total	States Total	Species Total
	1193	Dudleya, Santa Monica Mountains (Dudleya cymosa ssp. ovatifolia) - Wherever found	T	\$7,787	\$0	\$7,787	\$0	\$7,787
	1105	Dudleya, Verity's (Dudleya verityi) - Wherever found	T	\$9,528	\$1,000	\$10,528	\$0	\$10,528
	1313	Dwarf-flax, Marin (Hesperolinon congestum) - Wherever found	T	\$1,650	\$2,000	\$3,650	\$0	\$3,650
	987	Erubia (Solanum drymophilum) - Wherever found	E	\$14,000	\$100	\$14,100	\$0	\$14,100
	741	Evening-primrose, Antioch Dunes (Oenothera deltoides ssp. howellii) - Wherever found	E	\$36,686	\$0	\$36,686	\$0	\$36,686
	662	Evening-primrose, Eureka Valley (Oenothera avita ssp. eurekaensis) - Wherever found	E	\$464	\$50,000	\$50,464	\$0	\$50,464
	310	Fiddleneck, large-flowered (Amsinckia grandiflora) - Wherever found	E	\$550	\$272,500	\$273,050	\$0	\$273,050
	841	Flannelbush, Mexican (Fremontodendron mexicanum) - Wherever found	E	\$1,160	\$22,250	\$23,410	\$0	\$23,410
	1289	Flannelbush, Pine Hill (Fremontodendron californicum ssp. decumbens) - Wherever found	E	\$0	\$4,850	\$4,850	\$0	\$4,850
	1144	Flax, Carter's small-flowered (Linum carteri carteri) - Wherever found	E	\$3,000	\$4,200	\$7,200	\$2,000	\$9,200
	980	Fleabane, Zuni (Erigeron rhizomatus) - Wherever found	T	\$1,000	\$12,904	\$13,904	\$500	\$14,404
	326	Four-o'clock, MacFarlane's (Mirabilis macfarlanei) - Wherever found	T	\$214,526	\$35,600	\$250,126	\$0	\$250,126
	1009	Frankenia, Johnston's (Frankenia johnstonii) - Wherever found	E	\$13,500	\$0	\$13,500	\$0	\$13,500
	1399	Fringepod, Santa Cruz Island (Thysanocarpus conchuliferus) - Wherever found	E	\$0	\$100	\$100	\$0	\$100
	1157	Fringe-tree, pygmy (Chionanthus pygmaeus) - Wherever found	E	\$4,500	\$200	\$4,700	\$4,000	\$8,700
	205	Fritillary, Gentner's (Fritillaria gentneri) - Wherever found	E	\$340,167	\$224,400	\$564,567	\$0	\$564,567
	1026	Gardenia (=Na'u), Hawaiian (Gardenia brighamii) - Wherever found	E	\$12,107	\$787	\$12,894	\$0	\$12,894
	540	Geranium, Hawaiian red-flowered (Geranium arboreum) - Wherever found	E	\$13,836	\$70,537	\$84,373	\$0	\$84,373
	697	Gerardia, sandplain (Agalinis acuta) - Wherever found	E	\$23,367	\$480	\$23,847	\$19,500	\$43,347



Group Name	Rank	Species (50 CFR Part 17)	Status	FWS Total	Other Fed	Federal Total	States Total	Species Total
	1165	Gilia, Hoffmann's slender-flowered (Gilia tenuiflora ssp. hoffmannii) - Wherever found	E	\$0	\$8,451	\$8,451	\$0	\$8,451
	796	Gilia, Monterey (Gilia tenuiflora ssp. arenaria) - Wherever found	E	\$11,681	\$17,481	\$29,162	\$0	\$29,162
	1339	Gladecress, Fleshy-fruit (Leavenworthia crassa) - Wherever found	E	\$0	\$2,200	\$2,200	\$0	\$2,200
	534	Glade cress, Kentucky (Leavenworthia exigua laciniata) - Wherever found	T	\$21,000	\$64,706	\$85,706	\$0	\$85,706
	1333	Gladecress, Texas golden (Leavenworthia texana) - Wherever found	E	\$2,500	\$100	\$2,600	\$0	\$2,600
	930	Goetzea, beautiful (Goetzea elegans) - Wherever found	E	\$17,000	\$100	\$17,100	\$0	\$17,100
	780	Goldenrod, Blue Ridge (Solidago spithameae) - Wherever found	T	\$0	\$15,661	\$15,661	\$15,838	\$31,499
	527	Goldenrod, Houghton's (Solidago houghtonii) - Wherever found	T	\$75,200	\$14,749	\$89,949	\$0	\$89,949
	1056	Goldenrod, Short's (Solidago shortii) - Wherever found	E	\$9,500	\$1,360	\$10,860	\$1,000	\$11,860
	773	Goldenrod, white-haired (Solidago albopilosa) - Wherever found	T	\$28,000	\$4,200	\$32,200	\$0	\$32,200
	514	Goldfields, Burke's (Lasthenia burkei) - Wherever found	E	\$76,497	\$19,200	\$95,697	\$0	\$95,697
	311	Goldfields, Contra Costa (Lasthenia conjugens) - Wherever found	E	\$150,786	\$112,411	\$263,197	\$0	\$263,197
	739	Gooseberry, Miccosukee (Ribes echinellum) - Wherever found	T	\$21,000	\$15,000	\$36,000	\$900	\$36,900
	844	Gourd, Okeechobee (Cucurbita okeechobeensis ssp. okeechobeensis) - Wherever found	E	\$20,000	\$0	\$20,000	\$3,000	\$23,000
	988	Grass, Colusa (Neostapfia colusana) - Wherever found	T	\$10,180	\$3,909	\$14,089	\$0	\$14,089
	661	Grass, Eureka Dune (Swallenia alexandrae) -	E	\$464	\$50,100	\$50,564	\$0	\$50,564
	1363	Grass, Solano (Tuctoria mucronata) - Wherever found	E	\$1,100	\$100	\$1,200	\$0	\$1,200
	973	Grass, Tennessee yellow-eyed (Xyris tennesseensis) - Wherever found	E	\$7,500	\$5,153	\$12,653	\$2,000	\$14,653
	735	Ground-plum, Guthrie's (=Pyne's) (Astragalus bibullatus) - Wherever found	E	\$37,500	\$100	\$37,600	\$0	\$37,600
	701	Gumplant, Ash Meadows (Grindelia fraxinipratensis) - Wherever found	T	\$43,032	\$0	\$43,032	\$0	\$43,032

Group Name	Rank	Species (50 CFR Part 17)	Status	FWS Total	Other Fed	Federal Total	States Total	Species Total
	1130	Haha ( <i>Cyanea acuminata</i> ) - Wherever found	E	\$8,970	\$787	\$9,757	\$0	\$9,757
	1068	Haha ( <i>Cyanea asarifolia</i> ) - Wherever found	E	\$10,766	\$787	\$11,553	\$0	\$11,553
	482	Haha ( <i>Cyanea asplenifolia</i> ) - Wherever found	E	\$6,265	\$100,537	\$106,802	\$0	\$106,802
	1086	Haha ( <i>Cyanea calycina</i> ) - Wherever found	E	\$8,677	\$2,400	\$11,077	\$0	\$11,077
	1136	Haha ( <i>Cyanea copelandii</i> ssp. <i>copelandii</i> ) - Wherever found	E	\$9,414	\$0	\$9,414	\$0	\$9,414
	659	Haha ( <i>Cyanea copelandii</i> ssp. <i>haleakalaensis</i> ) - Wherever found	E	\$6,417	\$44,750	\$51,167	\$0	\$51,167
	848	Haha ( <i>Cyanea crispa</i> ) - Wherever found	E	\$22,817	\$0	\$22,817	\$0	\$22,817
	954	Haha ( <i>Cyanea dolichopoda</i> ) - Wherever found	E	\$14,641	\$787	\$15,428	\$0	\$15,428
	1092	Haha ( <i>Cyanea dunbariae</i> ) - Wherever found	E	\$10,904	\$0	\$10,904	\$0	\$10,904
	1175	Haha ( <i>Cyanea duvalliorum</i> ) - Wherever found	E	\$7,359	\$787	\$8,146	\$0	\$8,146
	954	Haha ( <i>Cyanea eleeleensis</i> ) - Wherever found	E	\$14,641	\$787	\$15,428	\$0	\$15,428
	1217	Haha ( <i>Cyanea gibsonii</i> ) - Wherever found	E	\$6,978	\$0	\$6,978	\$0	\$6,978
	1204	Haha ( <i>Cyanea glabra</i> ) - Wherever found	E	\$6,518	\$787	\$7,305	\$0	\$7,305
	890	Haha ( <i>Cyanea grimesiana</i> ssp. <i>grimesiana</i> ) - Wherever found	E	\$19,277	\$0	\$19,277	\$0	\$19,277
	432	Haha ( <i>Cyanea grimesiana</i> ssp. <i>obatae</i> ) - Wherever found	E	\$9,599	\$118,548	\$128,147	\$0	\$128,147
	972	Haha ( <i>Cyanea hamatiflora</i> ssp. <i>calisonii</i> ) - Wherever found	E	\$14,672	\$0	\$14,672	\$0	\$14,672
	660	Haha ( <i>Cyanea hamatiflora</i> ssp. <i>hamatiflora</i> ) - Wherever found	E	\$7,511	\$43,100	\$50,611	\$0	\$50,611
	911	Haha ( <i>Cyanea humboldtiana</i> ) - Wherever found	E	\$17,303	\$787	\$18,090	\$0	\$18,090
	932	Haha ( <i>Cyanea kolekoleensis</i> ) - Wherever found	E	\$16,236	\$787	\$17,023	\$0	\$17,023
	412	Haha ( <i>Cyanea koolauensis</i> ) - Wherever found	E	\$17,347	\$118,548	\$135,895	\$0	\$135,895
	954	Haha ( <i>Cyanea kuhihewa</i> ) - Wherever found	E	\$14,641	\$787	\$15,428	\$0	\$15,428
	655	Haha ( <i>Cyanea kunthiana</i> ) - Wherever found	E	\$7,403	\$43,887	\$51,290	\$0	\$51,290

Group Name	Rank	Species (50 CFR Part 17)	Status	FWS Total	Other Fed	Federal Total	States Total	Species Total
	981	Haha ( <i>Cyanea lanceolata</i> ) - Wherever found	E	\$13,568	\$787	\$14,355	\$0	\$14,355
	1040	Haha ( <i>Cyanea lobata</i> ) - Wherever found	E	\$12,195	\$0	\$12,195	\$0	\$12,195
	445	Haha ( <i>Cyanea longiflora</i> ) - Wherever found	E	\$5,673	\$118,548	\$124,221	\$0	\$124,221
	1082	Haha ( <i>Cyanea magnicalyx</i> ) - Wherever found	E	\$10,394	\$787	\$11,181	\$0	\$11,181
	634	Haha ( <i>Cyanea manni</i> ) - Wherever found	E	\$56,163	\$787	\$56,950	\$0	\$56,950
	640	Haha ( <i>Cyanea maritae</i> ) - Wherever found	E	\$11,150	\$43,887	\$55,037	\$0	\$55,037
	1127	Haha ( <i>Cyanea marksii</i> ) - Wherever found	E	\$9,151	\$787	\$9,938	\$0	\$9,938
	1245	Haha ( <i>Cyanea mauensis</i> ) - Wherever found	E	\$5,535	\$787	\$6,322	\$0	\$6,322
	1232	Haha ( <i>Cyanea mceldowneyi</i> ) - Wherever found	E	\$5,788	\$787	\$6,575	\$0	\$6,575
	1110	Haha ( <i>Cyanea munroi</i> ) - Wherever found	E	\$9,512	\$787	\$10,299	\$0	\$10,299
	1033	Haha ( <i>Cyanea obtusa</i> ) - Wherever found	E	\$11,677	\$787	\$12,464	\$0	\$12,464
	1111	Haha ( <i>Cyanea pinnatifida</i> ) - Wherever found	E	\$9,505	\$787	\$10,292	\$0	\$10,292
	1008	Haha ( <i>Cyanea procera</i> ) - Wherever found	E	\$12,742	\$787	\$13,529	\$0	\$13,529
	1145	Haha ( <i>Cyanea recta</i> ) - Wherever found	T	\$8,412	\$787	\$9,199	\$0	\$9,199
	1069	Haha ( <i>Cyanea remyi</i> ) - Wherever found	E	\$10,749	\$787	\$11,536	\$0	\$11,536
	946	Haha ( <i>Cyanea rivularis</i> ) - Wherever found	E	\$16,155	\$0	\$16,155	\$0	\$16,155
	777	Haha ( <i>Cyanea shipmanii</i> ) - Wherever found	E	\$28,964	\$2,787	\$31,751	\$0	\$31,751
	851	Haha ( <i>Cyanea strictophylla</i> ) - Wherever found	E	\$19,745	\$2,787	\$22,532	\$0	\$22,532
	957	Haha ( <i>Cyanea st.-johnii</i> ) - Wherever found	E	\$14,535	\$787	\$15,322	\$0	\$15,322
	419	Haha ( <i>Cyanea superba</i> ) - Wherever found	E	\$13,376	\$118,548	\$131,924	\$0	\$131,924
	1045	Haha ( <i>Cyanea truncata</i> ) - Wherever found	E	\$11,194	\$787	\$11,981	\$0	\$11,981
	1060	Haha ( <i>Cyanea undulata</i> ) - Wherever found	E	\$10,957	\$787	\$11,744	\$0	\$11,744

Group Name	Rank	Species (50 CFR Part 17)	Status	FWS Total	Other Fed	Federal Total	States Total	Species Total
	501	Haiwale (Cyrtandra ferripilosa) - Wherever found	E	\$10,191	\$90,537	\$100,728	\$0	\$100,728
	931	Haiwale (Cyrtandra paliku) - Wherever found	E	\$16,280	\$787	\$17,067	\$0	\$17,067
	1246	Haiwale (Cyrtandra crenata) - Wherever found	E	\$5,528	\$787	\$6,315	\$0	\$6,315
	335	Haiwale (Cyrtandra dentata) - Wherever found	E	\$5,673	\$236,309	\$241,982	\$0	\$241,982
	607	Haiwale (Cyrtandra filipes) - Wherever found	E	\$61,677	\$787	\$62,464	\$0	\$62,464
	978	Haiwale (Cyrtandra giffardii) - Wherever found	E	\$13,163	\$1,287	\$14,450	\$0	\$14,450
	1069	Haiwale (Cyrtandra kaulantha) - Wherever found	E	\$10,749	\$787	\$11,536	\$0	\$11,536
	1269	Haiwale (Cyrtandra limahuliensis) - Wherever found	T	\$5,392	\$0	\$5,392	\$0	\$5,392
	1186	Haiwale (Cyrtandra munroi) - Wherever found	E	\$7,177	\$787	\$7,964	\$0	\$7,964
	1071	Haiwale (Cyrtandra oenobarba) - Wherever found	E	\$10,715	\$787	\$11,502	\$0	\$11,502
	1219	Haiwale (Cyrtandra oxybapha) - Wherever found	E	\$6,163	\$787	\$6,950	\$0	\$6,950
	1111	Haiwale (Cyrtandra polyantha) - Wherever found	E	\$9,505	\$787	\$10,292	\$0	\$10,292
	1260	Haiwale (Cyrtandra sessilis) - Wherever found	E	\$5,235	\$787	\$6,022	\$0	\$6,022
	1246	Haiwale (Cyrtandra subumbellata) - Wherever found	E	\$5,528	\$787	\$6,315	\$0	\$6,315
	1129	Haiwale (Cyrtandra tintinnabula) - Wherever found	E	\$9,107	\$787	\$9,894	\$0	\$9,894
	1001	Haiwale (Cyrtandra viridiflora) - Wherever found	E	\$12,896	\$787	\$13,683	\$0	\$13,683
	1219	Hala pepe (Pleomele fernaldii) - Wherever found	E	\$6,163	\$787	\$6,950	\$0	\$6,950
	1199	Hala pepe (Pleomele forbesii) - Wherever found	E	\$5,235	\$2,400	\$7,635	\$0	\$7,635
	804	Hala pepe (Pleomele hawaiiensis) - Wherever found	E	\$16,909	\$10,795	\$27,704	\$0	\$27,704
	1138	Halomtano, Berenghenas (Solanum guamense) - Wherever found	E	\$7,193	\$2,145	\$9,338	\$0	\$9,338
	696	Halumtano, Cebello (Bulbophyllum guamense) - Wherever found	T	\$40,833	\$2,545	\$43,378	\$0	\$43,378
	1317	Harebells, Avon Park (Crotalaria avonensis) - Wherever found	E	\$1,500	\$100	\$1,600	\$1,900	\$3,500

Group Name	Rank	Species (50 CFR Part 17)	Status	FWS Total	Other Fed	Federal Total	States Total	Species Total
	491	Haplerella (Ptilimnium nodosum) - Wherever found	E	\$27,123	\$36,647	\$63,770	\$40,642	\$104,412
	1017	Hau kuahiwi (Hibiscadelphus giffardianus) - Wherever found	E	\$11,364	\$1,787	\$13,151	\$0	\$13,151
	1055	Hau kuahiwi (Hibiscadelphus huatalaiensis) - Wherever found	E	\$11,088	\$787	\$11,875	\$0	\$11,875
	1118	Hau kuahiwi (Hibiscadelphus woodii) - Wherever found	E	\$9,318	\$787	\$10,105	\$0	\$10,105
	360	Heartleaf dwarf-flowered (Hexastylis naniflora) - Wherever found	T	\$26,500	\$92,079	\$118,579	\$84,297	\$202,876
	707	Heather, mountain golden (Hudsonia montana) - Wherever found	T	\$9,000	\$17,261	\$26,261	\$15,732	\$41,993
	936	Heau (Exocarpos luteolus) - Wherever found	E	\$16,032	\$787	\$16,819	\$0	\$16,819
	1254	Hibiscus, Clay's (Hibiscus clayi) - Wherever found	E	\$5,392	\$787	\$6,179	\$0	\$6,179
	1119	Higuero de sierra (Crescentia portoricensis) - Wherever found	E	\$10,000	\$100	\$10,100	\$0	\$10,100
	349	Ho'awa (Pittosporum napaliense) - Wherever found	E	\$217,070	\$787	\$217,857	\$0	\$217,857
	1180	Holei (Ochrosia kilaueaensis) - Wherever found	E	\$7,264	\$787	\$8,051	\$0	\$8,051
	1216	Holly, Cook's (Ilex cookii) - Wherever found	E	\$7,000	\$0	\$7,000	\$0	\$7,000
	473	Honohono (Haplostachys haplostachya) - Wherever found	E	\$9,587	\$101,625	\$111,212	\$0	\$111,212
	271	Howellia, water (Howellia aquatilis) - Wherever found	T	\$277,987	\$70,150	\$348,137	\$349	\$348,486
	1260	Hulumoa (Korthalsella degeneri) - Wherever found	E	\$5,235	\$787	\$6,022	\$0	\$6,022
	1018	Hypericum, highlands scrub (Hypericum cumulicola) - Wherever found	E	\$4,500	\$100	\$4,600	\$8,500	\$13,100
	338	Iagu, Hayun (=Guam), Tronkon quati (Rota) (Serianthes nelsonii) - Wherever found	E	\$212,858	\$21,789	\$234,647	\$0	\$234,647
	947	Iliau, dwarf (Wilkesia hobbeyi) - Wherever found	E	\$5,692	\$10,418	\$16,110	\$0	\$16,110
	488	Indian paintbrush, San Clemente island (Castilleja grisea) - Wherever found	T	\$6,380	\$99,042	\$105,422	\$0	\$105,422
	731	Ipomopsis, Holy Ghost (Ipomopsis sancti-spiritus) - Wherever found	E	\$27,000	\$10,800	\$37,800	\$0	\$37,800

Group Name	Rank	Species (50 CFR Part 17)	Status	FWS Total	Other Fed	Federal Total	States Total	Species Total
	755	Iris, dwarf lake (Iris lacustris) - Wherever found	T	\$30,300	\$5,000	\$35,300	\$0	\$35,300
	709	Irisette, white (Sisyrinchium dichotomum) - Wherever found	E	\$7,500	\$16,915	\$24,415	\$17,125	\$41,540
	556	Ischaemum, Hilo (Ischaemum pyrone) - Wherever found	E	\$7,629	\$70,537	\$78,166	\$0	\$78,166
	1344	Ivesia, Ash Meadows (Ivesia kingii var. eremica) - Wherever found	T	\$1,914	\$0	\$1,914	\$0	\$1,914
	415	Ivesia, Webber's (Ivesia webberi) - Wherever found	T	\$19,278	\$114,000	\$133,278	\$0	\$133,278
	1100	Jacquemontia, beach (Jacquemontia reclinata) - Wherever found	E	\$3,000	\$1,200	\$4,200	\$6,500	\$10,700
	535	Jewelflower, California (Caulanthus californicus) - Wherever found	E	\$57,460	\$27,900	\$85,360	\$0	\$85,360
	288	Jewelflower, Metcalf Canyon (Streptanthus albidus ssp. albidus) - Wherever found	E	\$7,370	\$308,000	\$315,370	\$0	\$315,370
	1351	Jewelflower, Tiburon (Streptanthus niger) - Wherever found	E	\$1,650	\$100	\$1,750	\$0	\$1,750
	528	Joint-wetch, Sensitive (Aeschynomene virginica) - Wherever found	T	\$56,086	\$19,033	\$75,119	\$14,365	\$89,484
	416	Kamakahala (Lobordia cyrtandrae) - Wherever found	E	\$14,535	\$118,548	\$133,083	\$0	\$133,083
	1254	Kamakahala (Lobordia helleri) - Wherever found	E	\$5,392	\$787	\$6,179	\$0	\$6,179
	1011	Kamakahala (Lobordia lydgatei) - Wherever found	E	\$12,561	\$787	\$13,348	\$0	\$13,348
	1209	Kamakahala (Lobordia pumila) - Wherever found	E	\$6,406	\$787	\$7,193	\$0	\$7,193
	1052	Kamakahala (Lobordia tinifolia var. lanaiensis) - Wherever found	E	\$11,103	\$787	\$11,890	\$0	\$11,890
	1102	Kamakahala (Lobordia tinifolia var. wahiawaensis) - Wherever found	E	\$9,879	\$787	\$10,666	\$0	\$10,666
	603	Kamakahala (Lobordia triflora) - Wherever found	E	\$62,742	\$787	\$63,529	\$0	\$63,529
	440	Kamanomano (Cenchrus agrimonioides) - Wherever found	E	\$7,119	\$118,548	\$125,667	\$0	\$125,667
	1118	Kauai hau, kuahwi (Hibiscadelphus distan) - Wherever found	E	\$9,318	\$787	\$10,105	\$0	\$10,105
	908	Kaula (Colubrina oppositifolia) - Wherever found	E	\$17,624	\$795	\$18,419	\$0	\$18,419
	1167	Kaulu (Pteralyxia kauaiensis) - Wherever found	E	\$7,570	\$787	\$8,357	\$0	\$8,357

Group Name	Rank	Species (50 CFR Part 17)	Status	FWS Total	Other Fed	Federal Total	States Total	Species Total
	956	Kaulu ( <i>Pteralyxia macrocarpa</i> ) - Wherever found	E	\$14,582	\$787	\$15,369	\$0	\$15,369
	475	Kio`ele ( <i>Kadua coriacea</i> ) - Wherever found	E	\$8,726	\$100,620	\$109,346	\$0	\$109,346
	817	Kiponapona ( <i>Phyllostegia racemosa</i> ) - Wherever found	E	\$25,199	\$787	\$25,986	\$0	\$25,986
	1052	Kohe malama malama o kanaloa ( <i>Kanaloa kahoolawensis</i> ) - Wherever found	E	\$11,103	\$787	\$11,890	\$0	\$11,890
	1254	Koholapehu ( <i>Dubautia latifolia</i> ) - Wherever found	E	\$5,392	\$787	\$6,179	\$0	\$6,179
	879	Koki`o ( <i>Kokia drynarioides</i> ) - Wherever found	E	\$19,617	\$787	\$20,404	\$0	\$20,404
	934	Koki`o ( <i>Kokia kauaiensis</i> ) - Wherever found	E	\$16,126	\$787	\$16,913	\$0	\$16,913
	1010	Koki`o, Cooke's ( <i>Kokia cookiei</i> ) - Wherever found	E	\$12,691	\$787	\$13,478	\$0	\$13,478
	1197	Koki`o ke`oke`o ( <i>Hibiscus arnotianus</i> ssp. <i>immaculatus</i> ) - Wherever found	E	\$7,177	\$500	\$7,677	\$0	\$7,677
	1161	Koki`o ke`oke`o ( <i>Hibiscus waimeae</i> ssp. <i>hannerae</i> ) - Wherever found	E	\$8,584	\$0	\$8,584	\$0	\$8,584
	1130	Kolea ( <i>Myrsine juddii</i> ) - Wherever found	E	\$8,970	\$787	\$9,757	\$0	\$9,757
	1060	Kolea ( <i>Myrsine knudsenii</i> ) - Wherever found	E	\$10,957	\$787	\$11,744	\$0	\$11,744
	1080	Kolea ( <i>Myrsine linearifolia</i> ) - Wherever found	T	\$10,440	\$787	\$11,227	\$0	\$11,227
	1060	Kolea ( <i>Myrsine mezii</i> ) - Wherever found	E	\$10,957	\$787	\$11,744	\$0	\$11,744
	1219	Kolea ( <i>Myrsine vaccinioides</i> ) - Wherever found	E	\$6,163	\$787	\$6,950	\$0	\$6,950
	1260	Ko`oko`olau ( <i>Bidens amplexens</i> ) - Wherever found	E	\$5,235	\$787	\$6,022	\$0	\$6,022
	657	Ko`oko`olau ( <i>Bidens campylotheca pentamera</i> ) - Wherever found	E	\$7,359	\$43,887	\$51,246	\$0	\$51,246
	665	Ko`oko`olau ( <i>Bidens campylotheca waiholensis</i> ) - Wherever found	E	\$6,265	\$43,887	\$50,152	\$0	\$50,152
	1219	Ko`oko`olau ( <i>Bidens conjuncta</i> ) - Wherever found	E	\$6,163	\$787	\$6,950	\$0	\$6,950
	772	Ko`oko`olau ( <i>Bidens micrantha ctenophylla</i> ) - Wherever found	E	\$29,572	\$2,787	\$32,359	\$0	\$32,359
	561	Ko`oko`olau ( <i>Bidens micrantha kalealaha</i> ) - Wherever found	E	\$6,417	\$69,750	\$76,167	\$0	\$76,167
	631	Ko`oko`olau ( <i>Bidens wiebkei</i> ) - Wherever found	E	\$56,417	\$787	\$57,204	\$0	\$57,204

Group Name	Rank	Species (50 CFR Part 17)	Status	FWS Total	Other Fed	Federal Total	States Total	Species Total
	555	Ko'oloa ula (Abutilon menziesii) - Wherever found	E	\$23,674	\$54,996	\$78,670	\$0	\$78,670
	801	Kopa (Kadua cordata remyi) - Wherever found	E	\$28,018	\$0	\$28,018	\$0	\$28,018
	997	Kopiko (Psychotria grandiflora) - Wherever found	E	\$12,985	\$787	\$13,772	\$0	\$13,772
	1218	Kopiko (Psychotria hobbeyi) - Wherever found	E	\$6,186	\$787	\$6,973	\$0	\$6,973
	944	Kuahii lauakahi (Plantago hawaiiensis) - Wherever found	E	\$14,465	\$1,787	\$16,252	\$0	\$16,252
	366	Kuahii lauakahi (Plantago princeps) - Wherever found	E	\$26,028	\$169,963	\$195,991	\$0	\$195,991
	1147	Kuawawaenohu (Schiedea lychnoides) - Wherever found	E	\$9,176	\$0	\$9,176	\$0	\$9,176
	641	Kula wahine noho (Isodendron pyrifolium) - Wherever found	E	\$27,182	\$27,787	\$54,969	\$0	\$54,969
	423	Kulu'i (Nototrichium humile) - Wherever found	E	\$10,989	\$120,310	\$131,299	\$0	\$131,299
	1212	Ladies-tresses, Canelo Hills (Spiranthes delitescens) - Wherever found	E	\$4,500	\$1,100	\$5,600	\$1,500	\$7,100
	635	Ladies'-tresses, Navasota (Spiranthes parksii) - Wherever found	E	\$17,000	\$39,900	\$56,900	\$0	\$56,900
	222	Ladies'-tresses, Ute (Spiranthes diluvialis) - Wherever found	T	\$121,980	\$382,136	\$504,116	\$533	\$504,649
	1088	Larkspur, Baker's (Delphinium bakeri) - Wherever found	E	\$11,000	\$0	\$11,000	\$0	\$11,000
	481	Larkspur, San Clemente Island (Delphinium variegatum ssp. kinkiense) - Wherever found	E	\$6,844	\$100,090	\$106,934	\$0	\$106,934
	1297	Larkspur, yellow (Delphinium luteum) - Wherever found	E	\$4,400	\$0	\$4,400	\$0	\$4,400
	447	Lau`ehu (Panicum niuhauense) - Wherever found	E	\$10,957	\$112,631	\$123,588	\$0	\$123,588
	1254	Laulihiihi (Schiedea stellarioides) - Wherever found	E	\$5,392	\$787	\$6,179	\$0	\$6,179
	553	Lavia, beach (Lavia carmosa) - Wherever found	E	\$17,633	\$61,500	\$79,133	\$0	\$79,133
	871	Lead-plant, Crenulate (Amorpha crenulata) - Wherever found	E	\$1,500	\$12,800	\$14,300	\$6,500	\$20,800
	1212	Leather flower, Alabama (Clematis socialis) - Wherever found	E	\$3,500	\$1,600	\$5,100	\$2,000	\$7,100
	1334	Leather flower, Morefield's (Clematis morefieldii) - Wherever found	E	\$2,500	\$0	\$2,500	\$0	\$2,500



Group Name	Rank	Species (50 CFR Part 17)	Status	FWS Total	Other Fed	Federal Total	States Total	Species Total
	1089	Lehua makaoe (Lysimachia daphnoides) - Wherever found	E	\$10,190	\$787	\$10,977	\$0	\$10,977
	1273	Lessingia, San Francisco (Lessingia germanorum (=L.g. var. germanorum)) - Wherever found	E	\$3,300	\$2,000	\$5,300	\$0	\$5,300
	1233	Liliwai (Acaena exigua) - Wherever found	E	\$5,729	\$787	\$6,516	\$0	\$6,516
	1291	Lily, Minnesota dwarf trout (Erythronium propullans) - Wherever found	E	\$4,500	\$0	\$4,500	\$200	\$4,700
	633	Lily, Western (Lilium occidentale) - Wherever found	E	\$35,500	\$21,500	\$57,000	\$0	\$57,000
	1382	Liveforever, Santa Barbara Island (Dudleya traskiae) - Wherever found	E	\$0	\$500	\$500	\$0	\$500
	1333	Locoweed, Fasset's (Oxytropis campestris var. chartacea) - Wherever found	T	\$0	\$2,600	\$2,600	\$0	\$2,600
	405	Lomatium, Cook's (Lomatium cookii) - Wherever found	E	\$91,980	\$49,000	\$140,980	\$0	\$140,980
	339	Loosestrife, rough-leaved (Lysimachia asperulaefolia) - Wherever found	E	\$17,000	\$192,594	\$209,594	\$22,573	\$232,167
	492	Lotus, San Clemente Island (Acemison dendroideus var. traskiae (=Lotus d. ssp. traskiae)) - Wherever found	T	\$4,292	\$100,034	\$104,326	\$0	\$104,326
	442	Lo`ulu (Pritchardia kaalae) - Wherever found	E	\$5,977	\$118,548	\$124,525	\$0	\$124,525
	786	Lo`ulu (Pritchardia lanigera) - Wherever found	E	\$30,786	\$0	\$30,786	\$0	\$30,786
	1048	Lo`ulu (Pritchardia maideniana) - Wherever found	E	\$9,161	\$2,787	\$11,948	\$0	\$11,948
	613	Lo`ulu (Pritchardia munroi) - Wherever found	E	\$60,226	\$787	\$61,013	\$0	\$61,013
	1218	Lo`ulu (Pritchardia napaliensis) - Wherever found	E	\$6,186	\$787	\$6,973	\$0	\$6,973
	1260	Lo`ulu (Pritchardia remota) - Wherever found	E	\$5,235	\$787	\$6,022	\$0	\$6,022
	995	Lo`ulu (Pritchardia schattaueri) - Wherever found	E	\$13,033	\$787	\$13,820	\$0	\$13,820
	1060	Lo`ulu (Pritchardia viscosa) - Wherever found	E	\$10,957	\$787	\$11,744	\$0	\$11,744
	1254	Lo`ulu, (=Nana e) (Pritchardia hardyi) - Wherever found	E	\$5,392	\$787	\$6,179	\$0	\$6,179
	861	Louisewort, Furbish (Pedicularis furbishiae) - Wherever found	E	\$18,574	\$0	\$18,574	\$3,000	\$21,574

Group Name	Rank	Species (50 CFR Part 17)	Status	FWS Total	Other Fed	Federal Total	States Total	Species Total
	1132	Love grass, Fosberg's (Eragrostis fosbergii) - Wherever found	E	\$8,866	\$787	\$9,653	\$0	\$9,653
	1081	Lupine, clover (Lupinus tidestromii) - Wherever found	E	\$3,894	\$7,300	\$11,194	\$0	\$11,194
	209	Lupine, Kincaid's (Lupinus sulphureus ssp. kincaidii) - Wherever found	T	\$351,209	\$200,598	\$551,807	\$1,400	\$553,207
	1345	Lupine, Nipomo Mesa (Lupinus nipomensis) - Wherever found	E	\$1,800	\$100	\$1,900	\$0	\$1,900
	790	Lupine, scrub (Lupinus aridorum) - Wherever found	E	\$500	\$200	\$700	\$29,000	\$29,700
	392	Mahoe (Alectryon macrococcus) - Wherever found	E	\$36,607	\$120,310	\$156,917	\$0	\$156,917
	1188	Makou (Peucedanum sandwicense) - Wherever found	T	\$6,614	\$1,287	\$7,901	\$0	\$7,901
	1311	Malacothrix, Santa Cruz Island (Malacothrix indecora) - Wherever found	E	\$0	\$3,891	\$3,891	\$0	\$3,891
	814	Mallow, Gierisch (Sphaeralcea gierischii) - Wherever found	E	\$600	\$24,200	\$24,800	\$1,500	\$26,300
	560	Mallow, Kern (Eremalche kernensis) - Wherever found	E	\$69,010	\$7,700	\$76,710	\$0	\$76,710
	1023	Manaca, palma de (Calyptronomia rivalis) - Wherever found	T	\$13,000	\$0	\$13,000	\$0	\$13,000
	871	Manioc, Walker's (Manihot walkerae) - Wherever found	E	\$12,500	\$8,300	\$20,800	\$0	\$20,800
	511	Manzanita, Del Mar (Arctostaphylos glandulosa ssp. crassifolia) - Wherever found	E	\$0	\$97,000	\$97,000	\$0	\$97,000
	478	Manzanita, Franciscan (Arctostaphylos franciscana) - Wherever found	E	\$27,500	\$80,000	\$107,500	\$0	\$107,500
	764	Manzanita, Ione (Arctostaphylos myrtifolia) - Wherever found	T	\$8,910	\$24,611	\$33,521	\$0	\$33,521
	1363	Manzanita, Morro (Arctostaphylos morroensis) - Wherever found	T	\$0	\$1,200	\$1,200	\$0	\$1,200
	1088	Manzanita, pallid (Arctostaphylos pallida) - Wherever found	T	\$11,000	\$0	\$11,000	\$0	\$11,000
	1328	Manzanita, Presidio (Arctostaphylos hookeri var. ravenii) - Wherever found	E	\$1,100	\$2,000	\$3,100	\$0	\$3,100
	1185	Manzanita, Santa Rosa Island (Arctostaphylos confertiflora) - Wherever found	E	\$0	\$7,986	\$7,986	\$0	\$7,986
	393	Ma'o hau hele, (=native yellow hibiscus) (Hibiscus brackenridgei) - Wherever found	E	\$35,924	\$120,548	\$156,472	\$0	\$156,472

Group Name	Rank	Species (50 CFR Part 17)	Status	FWS Total	Other Fed	Federal Total	States Total	Species Total
	1254	Ma'oli'oli (Schiedea apokremnos) - Wherever found	E	\$5,392	\$787	\$6,179	\$0	\$6,179
	457	Ma'oli'oli (Schiedea hawaiiensis) - Wherever found	E	\$18,288	\$100,620	\$118,908	\$0	\$118,908
	1243	Ma'oli'oli (Schiedea kealiae) - Wherever found	E	\$5,572	\$787	\$6,359	\$0	\$6,359
	1075	Mapele (Cyrtandra cyaneoides) - Wherever found	E	\$10,590	\$787	\$11,377	\$0	\$11,377
	1381	Mariposa lily, Tiburon (Calochortus tiburonensis) - Wherever found	T	\$550	\$0	\$550	\$0	\$550
	713	Meadowfoam, Butte County (Limnanthes floccosa ssp. californica) - Wherever found	E	\$40,920	\$0	\$40,920	\$0	\$40,920
	352	Meadowfoam, large-flowered woolly (Limnanthes pumila grandiflora) - Wherever found	E	\$194,907	\$21,000	\$215,907	\$0	\$215,907
	788	Meadowfoam, Sebastopol (Limnanthes vincularis) - Wherever found	E	\$15,639	\$14,400	\$30,039	\$0	\$30,039
	770	Meadowrue, Cooley's (Thalictrum cooleyi) - Wherever found	E	\$11,500	\$3,100	\$14,600	\$18,087	\$32,687
	408	Mehamehame (Flueggea neowawraea) - Wherever found	E	\$19,735	\$120,310	\$140,045	\$0	\$140,045
	835	Meša-mint, Otay (Pogogyne nudiuscula) - Wherever found	E	\$23,847	\$0	\$23,847	\$0	\$23,847
	619	Mesa-mint, San Diego (Pogogyne abramsii) - Wherever found	E	\$23,847	\$35,886	\$59,733	\$0	\$59,733
	1095	Milkpea, Small's (Galactia smallii) - Wherever found	E	\$1,500	\$1,300	\$2,800	\$8,000	\$10,800
	621	Milk-veitch, Applegate's (Astragalus applegatei) - Wherever found	E	\$46,800	\$12,100	\$58,900	\$0	\$58,900
	581	Milk-veitch, Ash meadows (Astragalus phoenix) - Wherever found	T	\$69,944	\$100	\$70,044	\$0	\$70,044
	870	Milk-veitch, Braunton's (Astragalus brauntonii) - Wherever found	E	\$20,860	\$100	\$20,960	\$0	\$20,960
	1399	Milk-veitch, Clara Hunt's (Astragalus clarianus) - Wherever found	E	\$0	\$100	\$100	\$0	\$100
	805	Milk-veitch, Coachella Valley (Astragalus lentiginosus var. coachellae) - Wherever found	E	\$23,084	\$4,500	\$27,584	\$0	\$27,584
	1303	Milk-veitch, coastal dunes (Astragalus tener var. titi) - Wherever found	E	\$3,984	\$100	\$4,084	\$0	\$4,084
	1250	Milk-veitch, Cushenbury (Astragalus albens) - Wherever found	E	\$1,160	\$5,083	\$6,243	\$0	\$6,243

Group Name	Rank	Species (50 CFR Part 17)	Status	FWS Total	Other Fed	Federal Total	States Total	Species Total
	672	Milk-vetch, Desertet (Astragalus desereticus) - Wherever found	T	\$17,814	\$30,700	\$48,514	\$0	\$48,514
	600	Milk-vetch, Fish Slough (Astragalus lentiginosus var. piscinensis) - Wherever found	T	\$47,840	\$16,600	\$64,440	\$0	\$64,440
	1234	Milk-vetch, heliotrope (Astragalus montii) - Wherever found	T	\$303	\$6,200	\$6,503	\$0	\$6,503
	712	Milk-vetch, Holmgren (Astragalus holmgreniorum) - Wherever found	E	\$500	\$39,300	\$39,800	\$1,500	\$41,300
	784	Milk-vetch, Jesup's (Astragalus robbinsii var. jesupi) - Wherever found	E	\$16,223	\$700	\$16,923	\$14,000	\$30,923
	565	Milk-vetch, Lane Mountain (Astragalus jaegerianus) - Wherever found	E	\$0	\$75,429	\$75,429	\$0	\$75,429
	724	Milk-vetch, Mancos (Astragalus humilimus) - Wherever found	E	\$2,000	\$36,900	\$38,900	\$0	\$38,900
	1034	Milk-vetch, Osterhout (Astragalus osterhoutii) - Wherever found	E	\$841	\$11,600	\$12,441	\$0	\$12,441
	300	Milk-vetch, Peirson's (Astragalus magdalenae var. peirsonii) - Wherever found	T	\$7,772	\$280,100	\$287,872	\$0	\$287,872
	485	Milk-vetch, Sentry (Astragalus cremnophylax var. cremnophylax) - Wherever found	E	\$4,500	\$100,772	\$105,272	\$1,000	\$106,272
	1157	Milk-vetch, Shivwits (Astragalus ampullarioides) - Wherever found	E	\$0	\$8,700	\$8,700	\$0	\$8,700
	1211	Milk-vetch, triple-ribbed (Astragalus tricarlinatus) - Wherever found	E	\$1,160	\$6,000	\$7,160	\$0	\$7,160
	1318	Milk-vetch, Ventura Marsh (Astragalus pycnostachyus var. lanosissimus) - Wherever found	E	\$3,361	\$100	\$3,461	\$0	\$3,461
	605	Milkweed, Mead's (Asclepias meadii) - Wherever found	T	\$9,600	\$49,610	\$59,210	\$4,100	\$63,310
	811	Milkweed, Welsh's (Asclepias welshii) - Wherever found	T	\$1,300	\$24,200	\$25,500	\$1,000	\$26,500
	1282	Mint, Garrett's (Dicerandra christmanii) - Wherever found	E	\$1,500	\$0	\$1,500	\$3,500	\$5,000
	952	Mint, Lakela's (Dicerandra immaculata) - Wherever found	E	\$2,500	\$0	\$2,500	\$13,000	\$15,500
	860	Mint, longspurred (Dicerandra cornutissima) - Wherever found	E	\$21,000	\$500	\$21,500	\$200	\$21,700
	1014	Mint, scrub (Dicerandra frutescens) - Wherever found	E	\$500	\$10,300	\$10,800	\$2,500	\$13,300
	1395	Monardella, willow (Monardella viminea) - Wherever found	E	\$232	\$0	\$232	\$0	\$232

Group Name	Rank	Species (50 CFR Part 17)	Status	FWS Total	Other Fed	Federal Total	States Total	Species Total
	1291	Monkey-flower, Michigan ( <i>Mimulus michiganensis</i> ) - Wherever found	E	\$700	\$4,000	\$4,700	\$0	\$4,700
	1064	Monkeyflower, Vandenbergl ( <i>Diplacus vandenbergensis</i> ) - Wherever found	E	\$11,681	\$0	\$11,681	\$0	\$11,681
	541	Monkshood, northern wild ( <i>Aconitum noveboracense</i> ) - Wherever found	T	\$81,161	\$2,510	\$83,671	\$500	\$84,171
	1066	Morning-glory, Stebbins' ( <i>Calystegia stebbinsi</i> ) - Wherever found	E	\$6,820	\$4,800	\$11,620	\$0	\$11,620
	757	Mountainbalm, Indian Knob ( <i>Eriodictyon altissimum</i> ) - Wherever found	E	\$34,402	\$700	\$35,102	\$0	\$35,102
	1168	Mustard, Carter's ( <i>Warea carteri</i> ) - Wherever found	E	\$4,500	\$300	\$4,800	\$3,500	\$8,300
	822	Mustard, Penland alpine fen ( <i>Eutrema penlandii</i> ) - Wherever found	T	\$9,255	\$16,100	\$25,355	\$0	\$25,355
	1379	Mustard, slender-petaled ( <i>Thelypodium stenopetalum</i> ) - Wherever found	E	\$0	\$583	\$583	\$0	\$583
	1115	Naenae ( <i>Dubautia kalalauensis</i> ) - Wherever found	E	\$9,369	\$787	\$10,156	\$0	\$10,156
	1118	Naenae ( <i>Dubautia kenwoodii</i> ) - Wherever found	E	\$9,318	\$787	\$10,105	\$0	\$10,105
	442	Na`ena`e ( <i>Dubautia herbstobatae</i> ) - Wherever found	E	\$5,977	\$118,548	\$124,525	\$0	\$124,525
	1254	Na`ena`e ( <i>Dubautia imbricata imbricata</i> ) - Wherever found	E	\$5,392	\$787	\$6,179	\$0	\$6,179
	1060	Na`ena`e ( <i>Dubautia pauciflora</i> ) - Wherever found	E	\$10,957	\$787	\$11,744	\$0	\$11,744
	1209	Na`ena`e ( <i>Dubautia plantaginea magnifolia</i> ) - Wherever found	E	\$6,406	\$787	\$7,193	\$0	\$7,193
	1028	Na`ena`e ( <i>Dubautia plantaginea ssp. humilis</i> ) - Wherever found	E	\$12,691	\$0	\$12,691	\$0	\$12,691
	1164	Na`ena`e ( <i>Dubautia waialealae</i> ) - Wherever found	E	\$7,673	\$787	\$8,460	\$0	\$8,460
	1060	Nani wai`ale`ale ( <i>Viola kauaiensis</i> var. <i>wahiawaensis</i> ) - Wherever found	E	\$10,957	\$787	\$11,744	\$0	\$11,744
	332	Nanu ( <i>Gardenia manii</i> ) - Wherever found	E	\$8,970	\$236,309	\$245,279	\$0	\$245,279
	881	Naupaka, dwarf ( <i>Scaevola coriacea</i> ) - Wherever found	E	\$9,611	\$10,787	\$20,398	\$0	\$20,398
	799	Navarretia, spreading ( <i>Navarretia fossalis</i> ) - Wherever found	T	\$24,182	\$4,200	\$28,382	\$0	\$28,382

Group Name	Rank	Species (50 CFR Part 17)	Status	FWS Total	Other Fed	Federal Total	States Total	Species Total
	1287	Nehe (Lipochaeta fauriei) - Wherever found	E	\$4,864	\$0	\$4,864	\$0	\$4,864
	1201	Nehe (Lipochaeta lobata var. leptophylla) - Wherever found	E	\$5,001	\$2,549	\$7,550	\$0	\$7,550
	1265	Nehe (Lipochaeta micrantha) - Wherever found	E	\$5,745	\$0	\$5,745	\$0	\$5,745
	1270	Nehe (Lipochaeta waimeaensis) - Wherever found	E	\$5,374	\$0	\$5,374	\$0	\$5,374
	1230	Nehe (Melanthera kamolensis) - Wherever found	E	\$6,650	\$0	\$6,650	\$0	\$6,650
	808	Nehe (Melanthera tenuifolia) - Wherever found	E	\$25,953	\$787	\$26,740	\$0	\$26,740
	438	Nioi (Eugenia koolauensis) - Wherever found	E	\$7,775	\$118,548	\$126,323	\$0	\$126,323
	751	Niterwort, Amargosa (Nitrophila mohavensis) - Wherever found	E	\$16,435	\$19,500	\$35,935	\$0	\$35,935
	1082	No Common Name (Abutilon eremitopetalum) - Wherever found	E	\$10,394	\$787	\$11,181	\$0	\$11,181
	334	No Common Name (Abutilon sandwicense) - Wherever found	E	\$4,980	\$238,071	\$243,051	\$0	\$243,051
	1083	No Common Name (Achyranthes mutica) - Wherever found	E	\$10,333	\$787	\$11,120	\$0	\$11,120
	1235	No Common Name (Agave eggersiana) - Wherever found	E	\$6,500	\$0	\$6,500	\$0	\$6,500
	950	No Common Name (Amaranthus brownii) - Wherever found	E	\$14,918	\$787	\$15,705	\$0	\$15,705
	1084	No Common Name (Aristida chaseae) - Wherever found	E	\$11,000	\$100	\$11,100	\$0	\$11,100
	1202	No Common Name (Auerodendron pauciflorum) - Wherever found	E	\$7,500	\$0	\$7,500	\$0	\$7,500
	1249	No Common Name (Bidens hillebrandiana ssp. hillebrandiana) - Wherever found	E	\$6,250	\$0	\$6,250	\$0	\$6,250
	1049	No Common Name (Bonamia menziesii) - Wherever found	E	\$9,398	\$2,549	\$11,947	\$0	\$11,947
	1261	No Common Name (Calyptranthes thomasiana) - Wherever found	E	\$6,000	\$0	\$6,000	\$0	\$6,000
	1176	No Common Name (Catesbaea melanocarpa) - Wherever found	E	\$8,000	\$100	\$8,100	\$0	\$8,100
	1184	No Common Name (Chamaecrista glandulosa var. mirabilis) - Wherever found	E	\$8,000	\$0	\$8,000	\$0	\$8,000
	1088	No Common Name (Cordia alliodora) - Wherever found	E	\$11,000	\$0	\$11,000	\$0	\$11,000
	1072	No Common Name (Cranichis ricartii) - Wherever found	E	\$11,500	\$0	\$11,500	\$0	\$11,500

Group Name	Rank	Species (50 CFR Part 17)	Status	FWS Total	Other Fed	Federal Total	States Total	Species Total
	607	No Common Name (Cyanea profuga) - Wherever found	E	\$61,677	\$787	\$62,464	\$0	\$62,464
	1067	No Common Name (Cyanea purpureifolia) - Wherever found	E	\$10,800	\$787	\$11,587	\$0	\$11,587
	1255	No Common Name (Cyperus fauriei) - Wherever found	E	\$6,163	\$0	\$6,163	\$0	\$6,163
	1225	No Common Name (Cyperus pennatifolius) - Wherever found	E	\$6,827	\$0	\$6,827	\$0	\$6,827
	1069	No Common Name (Cyrtondra gracilis) - Wherever found	E	\$10,749	\$787	\$11,536	\$0	\$11,536
	1142	No Common Name (Cyrtondra nanawaleensis) - Wherever found	E	\$6,250	\$3,000	\$9,250	\$0	\$9,250
	955	No Common Name (Cyrtondra wagneri) - Wherever found	E	\$14,621	\$787	\$15,408	\$0	\$15,408
	1126	No Common Name (Cyrtondra watolani) - Wherever found	E	\$9,161	\$787	\$9,948	\$0	\$9,948
	1124	No Common Name (Daphnopsis hellerana) - Wherever found	E	\$10,000	\$0	\$10,000	\$0	\$10,000
	1063	No Common Name (Delissea rhytidospirma) - Wherever found	E	\$10,906	\$787	\$11,693	\$0	\$11,693
	1047	No Common Name (Delissea undulata) - Wherever found	E	\$11,958	\$0	\$11,958	\$0	\$11,958
	670	No Common Name (Dendrobium guamense) - Wherever found	T	\$41,381	\$8,258	\$49,639	\$0	\$49,639
	754	No Common Name (Eugenia bryanii) - Wherever found	E	\$32,897	\$2,451	\$35,348	\$0	\$35,348
	963	No Common Name (Eugenia woodburyana) - Wherever found	E	\$15,000	\$0	\$15,000	\$0	\$15,000
	1220	No Common Name (Festuca molokaisensis) - Wherever found	E	\$6,123	\$787	\$6,910	\$0	\$6,910
	976	No Common Name (Geocalpon minimum) - Wherever found	T	\$9,300	\$3,103	\$12,403	\$2,100	\$14,503
	1184	No Common Name (Gesneria pauciflora) - Wherever found	T	\$8,000	\$0	\$8,000	\$0	\$8,000
	1231	No Common Name (Gonocalyx concolor) - Wherever found	E	\$6,500	\$100	\$6,600	\$0	\$6,600
	1186	No Common Name (Gouania hillebrandii) - Wherever found	E	\$7,177	\$787	\$7,964	\$0	\$7,964
	1113	No Common Name (Gouania meyenii) - Wherever found	E	\$9,420	\$787	\$10,207	\$0	\$10,207
	994	No Common Name (Gouania vitifolia) - Wherever found	E	\$13,090	\$787	\$13,877	\$0	\$13,877
	321	No Common Name (Hesperomannia arborescens) - Wherever found	E	\$18,232	\$236,309	\$254,541	\$0	\$254,541

Group Name	Rank	Species (50 CFR Part 17)	Status	FWS Total	Other Fed	Federal Total	States Total	Species Total
	1187	No Common Name (Hesperomannia arbuscula) - Wherever found	E	\$7,163	\$787	\$7,950	\$0	\$7,950
	1254	No Common Name (Hesperomannia lydgatei) - Wherever found	E	\$5,392	\$787	\$6,179	\$0	\$6,179
	1088	No Common Name (Ilex sintenisii) - Wherever found	E	\$11,000	\$0	\$11,000	\$0	\$11,000
	428	No Common Name (Kadua degeneri) - Wherever found	E	\$10,250	\$118,548	\$128,798	\$0	\$128,798
	439	No Common Name (Kadua parvula) - Wherever found	E	\$5,541	\$120,310	\$125,851	\$0	\$125,851
	1268	No Common Name (Kadua st.-johnii) - Wherever found	E	\$5,436	\$0	\$5,436	\$0	\$5,436
	1241	No Common Name (Keysseria (=Lagenifera) erici) - Wherever found	E	\$6,406	\$0	\$6,406	\$0	\$6,406
	1241	No Common Name (Keysseria (=Lagenifera) helenae) - Wherever found	E	\$6,406	\$0	\$6,406	\$0	\$6,406
	738	No Common Name (Lepanthes eltoroensis) - Wherever found	E	\$37,000	\$0	\$37,000	\$0	\$37,000
	1261	No Common Name (Leptocereus grantianus) - Wherever found	E	\$6,000	\$0	\$6,000	\$0	\$6,000
	487	No Common Name (Lipochaeta venosa) - Wherever found	E	\$5,962	\$99,833	\$105,795	\$0	\$105,795
	1166	No Common Name (Lobelia koolauensis) - Wherever found	E	\$8,443	\$0	\$8,443	\$0	\$8,443
	1070	No Common Name (Lobelia monostachya) - Wherever found	E	\$10,716	\$787	\$11,503	\$0	\$11,503
	1098	No Common Name (Lobelia niihauensis) - Wherever found	E	\$8,200	\$2,549	\$10,749	\$0	\$10,749
	970	No Common Name (Lobelia oahuensis) - Wherever found	E	\$13,957	\$787	\$14,744	\$0	\$14,744
	1084	No Common Name (Lyonia truncata var. proctorii) - Wherever found	E	\$11,000	\$100	\$11,100	\$0	\$11,100
	1237	No Common Name (Lysimachia filifolia) - Wherever found	E	\$5,685	\$787	\$6,472	\$0	\$6,472
	1115	No Common Name (Lysimachia iniki) - Wherever found	E	\$9,369	\$787	\$10,156	\$0	\$10,156
	1052	No Common Name (Lysimachia lydgatei) - Wherever found	E	\$11,103	\$787	\$11,890	\$0	\$11,890
	1008	No Common Name (Lysimachia maxima) - Wherever found	E	\$12,742	\$787	\$13,529	\$0	\$13,529
	1062	No Common Name (Lysimachia pendens) - Wherever found	E	\$10,913	\$787	\$11,700	\$0	\$11,700



Group Name	Rank	Species (50 CFR Part 17)	Status	FWS Total	Other Fed	Federal Total	States Total	Species Total
	1121	No Common Name ( <i>Lysimachia scopulensis</i> ) - Wherever found	E	\$9,274	\$787	\$10,061	\$0	\$10,061
	1118	No Common Name ( <i>Lysimachia venosa</i> ) - Wherever found	E	\$9,318	\$787	\$10,105	\$0	\$10,105
	949	No Common Name ( <i>Maesa walkeri</i> ) - Wherever found	T	\$7,594	\$8,338	\$15,932	\$0	\$15,932
	1235	No Common Name ( <i>Mitracarpus maxwelliae</i> ) - Wherever found	E	\$6,500	\$0	\$6,500	\$0	\$6,500
	1184	No Common Name ( <i>Mitracarpus polycladus</i> ) - Wherever found	E	\$8,000	\$0	\$8,000	\$0	\$8,000
	1023	No Common Name ( <i>Myrcia paganii</i> ) - Wherever found	E	\$13,000	\$0	\$13,000	\$0	\$13,000
	420	No Common Name ( <i>Neraudia angulata</i> ) - Wherever found	E	\$11,568	\$120,310	\$131,878	\$0	\$131,878
	421	No Common Name ( <i>Neraudia ovata</i> ) - Wherever found	E	\$30,663	\$101,125	\$131,788	\$0	\$131,788
	604	No Common Name ( <i>Neraudia sericea</i> ) - Wherever found	E	\$62,691	\$787	\$63,478	\$0	\$63,478
	998	No Common Name ( <i>Nervilia jacksoniae</i> ) - Wherever found	T	\$5,506	\$8,258	\$13,764	\$0	\$13,764
	588	No Common Name ( <i>Nesogenes rotensis</i> ) - Wherever found	E	\$67,026	\$787	\$67,813	\$0	\$67,813
	580	No Common Name ( <i>Osmoxylon mariannense</i> ) - Wherever found	E	\$69,541	\$787	\$70,328	\$0	\$70,328
	1148	No Common Name ( <i>Phyllanthus saffordii</i> ) - Wherever found	E	\$6,718	\$2,451	\$9,169	\$0	\$9,169
	544	No Common Name ( <i>Phyllostegia bracteata</i> ) - Wherever found	E	\$11,285	\$70,537	\$81,822	\$0	\$81,822
	886	No Common Name ( <i>Phyllostegia floribunda</i> ) - Wherever found	E	\$18,930	\$787	\$19,717	\$0	\$19,717
	1215	No Common Name ( <i>Phyllostegia glabra</i> var. <i>lanaiensis</i> ) - Wherever found	E	\$6,249	\$787	\$7,036	\$0	\$7,036
	501	No Common Name ( <i>Phyllostegia haliakalae</i> ) - Wherever found	E	\$10,191	\$90,537	\$100,728	\$0	\$100,728
	409	No Common Name ( <i>Phyllostegia hirsuta</i> ) - Wherever found	E	\$21,229	\$118,548	\$139,777	\$0	\$139,777
	1008	No Common Name ( <i>Phyllostegia hispida</i> ) - Wherever found	E	\$12,742	\$787	\$13,529	\$0	\$13,529
	434	No Common Name ( <i>Phyllostegia kaalaensis</i> ) - Wherever found	E	\$9,305	\$118,548	\$127,853	\$0	\$127,853
	1118	No Common Name ( <i>Phyllostegia knudsenii</i> ) - Wherever found	E	\$9,318	\$787	\$10,105	\$0	\$10,105
	1008	No Common Name ( <i>Phyllostegia mannii</i> ) - Wherever found	E	\$12,742	\$787	\$13,529	\$0	\$13,529

Group Name	Rank	Species (50 CFR Part 17)	Status	FWS Total	Other Fed	Federal Total	States Total	Species Total
	427	No Common Name (Phyllostegia mollis) - Wherever found	E	\$10,772	\$118,548	\$129,320	\$0	\$129,320
	885	No Common Name (Phyllostegia parviflora) - Wherever found	E	\$19,755	\$0	\$19,755	\$0	\$19,755
	1006	No Common Name (Phyllostegia pilosa) - Wherever found	E	\$12,822	\$787	\$13,609	\$0	\$13,609
	1254	No Common Name (Phyllostegia renovans) - Wherever found	E	\$5,392	\$787	\$6,179	\$0	\$6,179
	985	No Common Name (Phyllostegia velutina) - Wherever found	E	\$13,405	\$787	\$14,192	\$0	\$14,192
	1060	No Common Name (Phyllostegia waimeae) - Wherever found	E	\$10,957	\$787	\$11,744	\$0	\$11,744
	1013	No Common Name (Phyllostegia waiashaueri) - Wherever found	E	\$12,524	\$787	\$13,311	\$0	\$13,311
	1118	No Common Name (Phyllostegia wawrana) - Wherever found	E	\$9,318	\$787	\$10,105	\$0	\$10,105
	1024	No Common Name (Pittosporum halophilum) - Wherever found	E	\$11,633	\$1,287	\$12,920	\$0	\$12,920
	965	No Common Name (Pittosporum hawaiiense) - Wherever found	E	\$13,033	\$1,787	\$14,820	\$0	\$14,820
	910	No Common Name (Platanthera holochila) - Wherever found	E	\$17,307	\$787	\$18,094	\$0	\$18,094
	1125	No Common Name (Platydesma cornuta cornuta) - Wherever found	E	\$9,955	\$0	\$9,955	\$0	\$9,955
	1182	No Common Name (Platydesma cornuta decurrens) - Wherever found	E	\$6,249	\$1,762	\$8,011	\$0	\$8,011
	955	No Common Name (Platydesma remyi) - Wherever found	E	\$14,621	\$787	\$15,408	\$0	\$15,408
	1145	No Common Name (Poa siphonoglossa) - Wherever found	E	\$8,412	\$787	\$9,199	\$0	\$9,199
	991	No Common Name (Polyscias bisattenuata) - Wherever found	E	\$13,904	\$0	\$13,904	\$0	\$13,904
	1090	No Common Name (Polyscias flynnii) - Wherever found	E	\$10,913	\$0	\$10,913	\$0	\$10,913
	1104	No Common Name (Polyscias lydgatei) - Wherever found	E	\$10,535	\$0	\$10,535	\$0	\$10,535
	928	No Common Name (Polyscias racemosa) - Wherever found	E	\$17,223	\$0	\$17,223	\$0	\$17,223
	1143	No Common Name (Remya kauaiensis) - Wherever found	E	\$8,434	\$787	\$9,221	\$0	\$9,221
	969	No Common Name (Remya montgomeryi) - Wherever found	E	\$13,977	\$787	\$14,764	\$0	\$14,764
	446	No Common Name (Sanicula mariversa) - Wherever found	E	\$5,528	\$118,548	\$124,076	\$0	\$124,076

Group Name	Rank	Species (50 CFR Part 17)	Status	FWS Total	Other Fed	Federal Total	States Total	Species Total
	1101	No Common Name (Sanicula purpurea) - Wherever found	E	\$9,899	\$787	\$10,686	\$0	\$10,686
	1118	No Common Name (Schiedea attenuata) - Wherever found	E	\$9,318	\$787	\$10,105	\$0	\$10,105
	1059	No Common Name (Schiedea diffusa ssp. macraei) - Wherever found	E	\$11,764	\$0	\$11,764	\$0	\$11,764
	471	No Common Name (Schiedea haleakalensis) - Wherever found	E	\$11,154	\$100,537	\$111,691	\$0	\$111,691
	1254	No Common Name (Schiedea helleri) - Wherever found	E	\$5,392	\$787	\$6,179	\$0	\$6,179
	1178	No Common Name (Schiedea hookeri) - Wherever found	E	\$5,528	\$2,549	\$8,077	\$0	\$8,077
	1094	No Common Name (Schiedea jacobii) - Wherever found	E	\$10,089	\$787	\$10,876	\$0	\$10,876
	426	No Common Name (Schiedea kaalae) - Wherever found	E	\$12,411	\$118,548	\$130,959	\$0	\$130,959
	990	No Common Name (Schiedea kauaiensis) - Wherever found	E	\$13,135	\$787	\$13,922	\$0	\$13,922
	1076	No Common Name (Schiedea laui) - Wherever found	E	\$10,579	\$787	\$11,366	\$0	\$11,366
	1186	No Common Name (Schiedea lydgatei) - Wherever found	E	\$7,177	\$787	\$7,964	\$0	\$7,964
	938	No Common Name (Schiedea membranacea) - Wherever found	E	\$16,005	\$787	\$16,792	\$0	\$16,792
	433	No Common Name (Schiedea nuttallii) - Wherever found	E	\$9,465	\$118,548	\$128,013	\$0	\$128,013
	430	No Common Name (Schiedea obovata) - Wherever found	E	\$9,903	\$118,548	\$128,451	\$0	\$128,451
	1219	No Common Name (Schiedea salicaria) - Wherever found	E	\$6,163	\$787	\$6,950	\$0	\$6,950
	1219	No Common Name (Schiedea sarmentosa) - Wherever found	E	\$6,163	\$787	\$6,950	\$0	\$6,950
	1254	No Common Name (Schiedea spergulina var. leiopoda) - Wherever found	E	\$5,392	\$787	\$6,179	\$0	\$6,179
	1277	No Common Name (Schiedea spergulina var. spergulina) - Wherever found	T	\$4,314	\$787	\$5,101	\$0	\$5,101
	444	No Common Name (Schiedea trinervis) - Wherever found	E	\$5,832	\$118,548	\$124,380	\$0	\$124,380
	1215	No Common Name (Schiedea verticillata) - Wherever found	E	\$6,249	\$787	\$7,036	\$0	\$7,036
	1163	No Common Name (Schiedea viscosa) - Wherever found	E	\$8,485	\$0	\$8,485	\$0	\$8,485

Group Name	Rank	Species (50 CFR Part 17)	Status	FWS Total	Other Fed	Federal Total	States Total	Species Total
	952	No Common Name (Schoepfia arenaria) - Wherever found	T	\$15,500	\$0	\$15,500	\$0	\$15,500
	1008	No Common Name (Silene alexandri) - Wherever found	E	\$12,742	\$787	\$13,529	\$0	\$13,529
	472	No Common Name (Silene hawaiiensis) - Wherever found	T	\$10,545	\$101,125	\$111,670	\$0	\$111,670
	461	No Common Name (Silene lanceolata) - Wherever found	E	\$15,671	\$100,625	\$116,296	\$0	\$116,296
	1005	No Common Name (Silene perilmannii) - Wherever found	E	\$11,042	\$2,604	\$13,646	\$0	\$13,646
	451	No Common Name (Spermolepis hawaiiensis) - Wherever found	E	\$8,883	\$113,616	\$122,499	\$0	\$122,499
	466	No Common Name (Stenogyne angustifolia angustifolia) - Wherever found	E	\$13,486	\$99,838	\$113,324	\$0	\$113,324
	608	No Common Name (Stenogyne bifida) - Wherever found	E	\$61,154	\$787	\$61,941	\$0	\$61,941
	1063	No Common Name (Stenogyne campanulata) - Wherever found	E	\$10,906	\$787	\$11,693	\$0	\$11,693
	1126	No Common Name (Stenogyne cranwelliae) - Wherever found	E	\$9,161	\$787	\$9,948	\$0	\$9,948
	431	No Common Name (Stenogyne kanehoana) - Wherever found	E	\$9,657	\$118,548	\$128,205	\$0	\$128,205
	1033	No Common Name (Stenogyne kauaiensis) - Wherever found	E	\$11,677	\$787	\$12,464	\$0	\$12,464
	1063	No Common Name (Stenogyne kealiae) - Wherever found	E	\$10,906	\$787	\$11,693	\$0	\$11,693
	733	No Common Name (Tabernaemontana rotensis) - Wherever found	T	\$35,216	\$2,451	\$37,667	\$0	\$37,667
	1216	No Common Name (Ternstroemia subsessilis) - Wherever found	E	\$7,000	\$0	\$7,000	\$0	\$7,000
	483	No Common Name (Tetramolopium arenarium) - Wherever found	E	\$6,852	\$99,833	\$106,685	\$0	\$106,685
	441	No Common Name (Tetramolopium filiforme) - Wherever found	E	\$6,628	\$118,548	\$125,176	\$0	\$125,176
	1038	No Common Name (Tetramolopium lepidotum ssp. lepidotum) - Wherever found	E	\$10,434	\$1,817	\$12,251	\$0	\$12,251
	929	No Common Name (Tetramolopium remyi) - Wherever found	E	\$16,422	\$787	\$17,209	\$0	\$17,209
	828	No Common Name (Tetramolopium rockii) - Wherever found	T	\$14,655	\$10,000	\$24,655	\$0	\$24,655
	1139	No Common Name (Tinospora homosepala) - Wherever found	E	\$6,757	\$2,551	\$9,308	\$0	\$9,308

Group Name	Rank	Species (50 CFR Part 17)	Status	FWS Total	Other Fed	Federal Total	States Total	Species Total
	1246	No Common Name (Trematolobelia singularis) - Wherever found	E	\$5,528	\$787	\$6,315	\$0	\$6,315
	345	No Common Name (Tuberolabium guamense) - Wherever found	T	\$213,832	\$8,258	\$222,090	\$0	\$222,090
	1119	No Common Name (Varronia rupicola) - Wherever found	T	\$10,000	\$100	\$10,100	\$0	\$10,100
	1018	No Common Name (Vernonia proctorii) - Wherever found	E	\$13,000	\$100	\$13,100	\$0	\$13,100
	475	No Common Name (Vigna o-wahuensis) - Wherever found	E	\$8,726	\$100,620	\$109,346	\$0	\$109,346
	1060	No Common Name (Viola helenae) - Wherever found	E	\$10,957	\$787	\$11,744	\$0	\$11,744
	1181	No Common Name (Viola lanaiensis) - Wherever found	E	\$7,228	\$787	\$8,015	\$0	\$8,015
	1130	No Common Name (Viola oahuensis) - Wherever found	E	\$8,970	\$787	\$9,757	\$0	\$9,757
	643	No Common Name (Wikstroemia villosa) - Wherever found	E	\$10,985	\$43,887	\$54,872	\$0	\$54,872
	917	No Common Name (Xylosma crenatum) - Wherever found	E	\$17,019	\$787	\$17,806	\$0	\$17,806
	609	No Common Name (Geranium hanaense) - Wherever found	E	\$6,265	\$55,537	\$61,802	\$0	\$61,802
	1219	No Common Name (Geranium hillebrandii) - Wherever found	E	\$6,163	\$787	\$6,950	\$0	\$6,950
	1022	No Common Name (Geranium kauaiense) - Wherever found	E	\$12,218	\$787	\$13,005	\$0	\$13,005
	646	No Common Name (Geranium multiflorum) - Wherever found	E	\$8,271	\$45,537	\$53,808	\$0	\$53,808
	649	Nui, haha (Cyanea horrida) - Wherever found	E	\$8,998	\$43,887	\$52,885	\$0	\$52,885
	1378	Oak, Hinckley (Quercus hinckleyi) - Wherever found	T	\$500	\$100	\$600	\$0	\$600
	436	Oha (Delissea subcordata) - Wherever found	E	\$8,945	\$117,761	\$126,706	\$0	\$126,706
	375	Ohai (Sesbania tomentosa) - Wherever found	E	\$166,992	\$9,287	\$176,279	\$0	\$176,279
	1177	Oha wai (Clermontia drepanomorpha) - Wherever found	E	\$7,298	\$787	\$8,085	\$0	\$8,085
	884	Oha wai (Clermontia lindseyana) - Wherever found	E	\$16,988	\$2,791	\$19,779	\$0	\$19,779
	1050	Oha wai (Clermontia oblongifolia ssp. brevipes) - Wherever found	E	\$11,931	\$0	\$11,931	\$0	\$11,931
	1239	Oha wai (Clermontia oblongifolia ssp. mauiensis) - Wherever found	E	\$6,417	\$0	\$6,417	\$0	\$6,417

Group Name	Rank	Species (50 CFR Part 17)	Status	FWS Total	Other Fed	Federal Total	States Total	Species Total
	875	ʻOha wai (Clermontia peleana) - Wherever found	E	\$18,673	\$2,000	\$20,673	\$0	\$20,673
	953	ʻOha wai (Clermontia pyricularia) - Wherever found	E	\$14,672	\$791	\$15,463	\$0	\$15,463
	504	ʻOha wai (Clermontia samuelii) - Wherever found	E	\$10,556	\$89,750	\$100,306	\$0	\$100,306
	926	ʻOhe`ohe (Polyscias gymnocarpa) - Wherever found	E	\$17,303	\$0	\$17,303	\$0	\$17,303
	1057	Olulu (Brighamia insignis) - Wherever found	E	\$11,056	\$787	\$11,843	\$0	\$11,843
	1398	Onion, Munz's (Allium munzii) - Wherever found	E	\$116	\$0	\$116	\$0	\$116
	1053	Opuhe (Ureca kaalae) - Wherever found	E	\$11,093	\$787	\$11,880	\$0	\$11,880
	574	Orchid, eastern prairie fringed (Platanthera leucophaea) - Wherever found	T	\$33,763	\$32,711	\$66,474	\$6,000	\$72,474
	379	Orchid, western prairie fringed (Platanthera praecleara) - Wherever found	T	\$32,742	\$103,278	\$136,020	\$34,300	\$170,320
	812	Orcutt grass, California (Orcuttia californica) - Wherever found	E	\$22,852	\$3,600	\$26,452	\$0	\$26,452
	818	Orcutt grass, hairy (Orcuttia pilosa) - Wherever found	E	\$24,860	\$900	\$25,760	\$0	\$25,760
	1007	Orcutt grass, Sacramento (Orcuttia viscida) - Wherever found	E	\$2,530	\$11,000	\$13,530	\$0	\$13,530
	726	Orcutt grass, San Joaquin (Orcuttia inaequalis) - Wherever found	T	\$21,010	\$17,581	\$38,591	\$0	\$38,591
	878	Orcutt grass, slender (Orcuttia tenuis) - Wherever found	T	\$15,700	\$4,800	\$20,500	\$0	\$20,500
	782	Owl's-clover, fleshy (Castilleja campestris ssp. succulenta) - Wherever found	T	\$22,660	\$8,674	\$31,334	\$0	\$31,334
	1238	Oxytheca, Cushenbury (Oxytheca patishii var. goodmaniana) - Wherever found	E	\$1,160	\$5,283	\$6,443	\$0	\$6,443
	877	Pa`iniu (Astelia waialealae) - Wherever found	E	\$19,811	\$787	\$20,598	\$0	\$20,598
	1341	Paintbrush, ash-grey (Castilleja cinerea) - Wherever found	T	\$0	\$2,087	\$2,087	\$0	\$2,087
	207	Paintbrush, golden (Castilleja levisecta) - Wherever found	T	\$550,570	\$9,727	\$560,297	\$800	\$561,097
	1120	Paintbrush, soft-leaved (Castilleja mollis) - Wherever found	E	\$0	\$10,072	\$10,072	\$0	\$10,072

Group Name	Rank	Species (50 CFR Part 17)	Status	FWS Total	Other Fed	Federal Total	States Total	Species Total
	1304	Painbrush, Tiburon ( <i>Castilleja affinis</i> ssp. <i>neglecta</i> ) - Wherever found	E	\$660	\$3,400	\$4,060	\$0	\$4,060
	1184	Palo colorado ( <i>Ternstroemia luquillensis</i> ) - Wherever found	E	\$8,000	\$0	\$8,000	\$0	\$8,000
	1152	Palo de jazmin ( <i>Styrax portoricensis</i> ) - Wherever found	E	\$7,500	\$1,500	\$9,000	\$0	\$9,000
	1088	Palo de nigua ( <i>Cornutia obovata</i> ) - Wherever found	E	\$11,000	\$0	\$11,000	\$0	\$11,000
	1043	Palo de ramon ( <i>Banara vanderbiltii</i> ) - Wherever found	E	\$12,000	\$100	\$12,100	\$0	\$12,100
	752	Palo de rosa ( <i>Ottoschulzia rhodoxylon</i> ) - Wherever found	E	\$15,500	\$20,200	\$35,700	\$0	\$35,700
	1052	Pamakani ( <i>Tetramolopium capillare</i> ) - Wherever found	E	\$11,103	\$787	\$11,890	\$0	\$11,890
	1171	Pamakani ( <i>Viola chamissoniana</i> ssp. <i>chamissoniana</i> ) - Wherever found	E	\$5,673	\$2,604	\$8,277	\$0	\$8,277
	1226	Panicgrass, Carter's ( <i>Panicum fauriei</i> var. <i>carteri</i> ) - Wherever found	E	\$5,528	\$1,287	\$6,815	\$0	\$6,815
	1203	Papala ( <i>Charpentiera densiflora</i> ) - Wherever found	E	\$6,556	\$787	\$7,343	\$0	\$7,343
	1281	Paudedo ( <i>Hedyotis megalantha</i> ) - Wherever found	E	\$5,005	\$0	\$5,005	\$0	\$5,005
	1355	Pawpaw, beautiful ( <i>Deeringothamnus pulchellus</i> ) - Wherever found	E	\$1,500	\$0	\$1,500	\$200	\$1,700
	1025	Pawpaw, four-petal ( <i>Asimina tetramera</i> ) - Wherever found	E	\$12,000	\$0	\$12,000	\$900	\$12,900
	1312	Pawpaw, Rugel's ( <i>Deeringothamnus rugelii</i> ) - Wherever found	E	\$3,000	\$0	\$3,000	\$800	\$3,800
	1043	Pelos del diablo ( <i>Aristida portoricensis</i> ) - Wherever found	E	\$12,000	\$100	\$12,100	\$0	\$12,100
	1399	Penny-cress, Kneeland Prairie ( <i>Thlaspi californicum</i> ) - Wherever found	E	\$0	\$100	\$100	\$0	\$100
	620	Pennyroyal, Todsen's ( <i>Hedeoma todsenii</i> ) - Wherever found	E	\$1,000	\$58,000	\$59,000	\$0	\$59,000
	414	Penstemon, blowout ( <i>Penstemon haydenii</i> ) - Wherever found	E	\$48,930	\$75,505	\$124,435	\$9,400	\$133,835
	1064	Pentachaeta, Lyon's ( <i>Pentachaeta lyonii</i> ) - Wherever found	E	\$11,681	\$0	\$11,681	\$0	\$11,681
	1235	Peperomia, Wheeler's ( <i>Peperomia wheeleri</i> ) - Wherever found	E	\$6,500	\$0	\$6,500	\$0	\$6,500

Group Name	Rank	Species (50 CFR Part 17)	Status	FWS Total	Other Fed	Federal Total	States Total	Species Total
	247	Peppergrass, Slickspot (Lepidium papilliferum) -	T	\$325,348	\$90,327	\$415,675	\$2,027	\$417,702
	1253	Phacelia, clay (Phacelia argillacea) - Wherever found	E	\$2,573	\$3,607	\$6,180	\$0	\$6,180
	762	Phacelia, DeBeque (Phacelia submutica) - Wherever found	T	\$8,413	\$25,200	\$33,613	\$0	\$33,613
	1054	Phacelia, island (Phacelia insularis ssp. insularis) - Wherever found	E	\$0	\$11,876	\$11,876	\$0	\$11,876
	1027	Phacelia, North Park (Phacelia formosula) - Wherever found	E	\$4,207	\$8,500	\$12,707	\$0	\$12,707
	1135	Phlox, Texas trailing (Phlox nivalis ssp. texensis) - Wherever found	E	\$4,500	\$5,000	\$9,500	\$0	\$9,500
	1128	Phlox, Yreka (Phlox hirsuta) - Wherever found	E	\$9,900	\$0	\$9,900	\$0	\$9,900
	291	Pigeon wings (Clitoria fragrans) - Wherever found	T	\$244,500	\$63,008	\$307,508	\$3,500	\$311,008
	1195	Pilo (Kadua laxiflora) - Wherever found	E	\$7,738	\$0	\$7,738	\$0	\$7,738
	1218	Pilo kea lau 'i'i (Platydesma rostrata) - Wherever found	E	\$6,186	\$787	\$6,973	\$0	\$6,973
	961	Pinkroot, gentian (Spigelia gentianoides) - Wherever found	E	\$500	\$13,158	\$13,658	\$1,400	\$15,058
	302	Pink, swamp (Helonias bullata) - Wherever found	T	\$125,670	\$130,241	\$255,911	\$27,303	\$283,214
	368	Piperia, Yadon's (Piperia yadonii) - Wherever found	E	\$7,787	\$186,234	\$194,021	\$0	\$194,021
	1382	Pitaya, Davis' green (Echinocereus viridiflorus var. davisii) - Wherever found	E	\$500	\$0	\$500	\$0	\$500
	1302	Pitcher-plant, Alabama canebrake (Sarracenia rubra ssp. alabamensis) - Wherever found	E	\$4,100	\$0	\$4,100	\$0	\$4,100
	725	Pitcher-plant, green (Sarracenia oreophila) - Wherever found	E	\$11,500	\$10,100	\$21,600	\$17,003	\$38,603
	569	Pitcher-plant, mountain sweet (Sarracenia rubra ssp. jonesii) - Wherever found	E	\$30,000	\$24,065	\$54,065	\$20,933	\$74,998
	791	Plum, scrub (Prunus geniculata) - Wherever found	E	\$13,000	\$11,600	\$24,600	\$5,000	\$29,600
	453	Po'e (Portulaca sclerocarpa) - Wherever found	E	\$12,982	\$108,625	\$121,607	\$0	\$121,607
	201	Pogonia, small whorled (Isotria medeoloides) - Wherever found	T	\$110,225	\$434,217	\$544,442	\$34,521	\$578,963
	510	Polygala, Lewton's (Polygala lewtonii) - Wherever found	E	\$13,000	\$77,342	\$90,342	\$7,500	\$97,842



Group Name	Rank	Species (50 CFR Part 17)	Status	FWS Total	Other Fed	Federal Total	States Total	Species Total
	1331	Polygala, tiny (Polygala smallii) - Wherever found	E	\$1,500	\$1,200	\$2,700	\$200	\$2,900
	1240	Polygonum, Scotts Valley (Polygonum hickmanii) - Wherever found	E	\$6,111	\$300	\$6,411	\$0	\$6,411
	383	Pondberry (Lindera melissifolia) - Wherever found	E	\$45,478	\$94,693	\$140,171	\$26,287	\$166,458
	1393	Pondweed, Little Aguja (=Creek) (Potamogeton clystocarpus) - Wherever found	E	\$250	\$0	\$250	\$0	\$250
	384	Popcornflower, rough (Plagiobothrys hirtus) - Wherever found	E	\$131,000	\$35,000	\$166,000	\$0	\$166,000
	607	Popolo (Cyanea solanacea) - Wherever found	E	\$61,677	\$787	\$62,464	\$0	\$62,464
	463	Popolo ku mai (Solanum incompleteum) - Wherever found	E	\$15,378	\$100,620	\$115,998	\$0	\$115,998
	1361	Poppy-mallow, Texas (Callirhoe scabriuscula) - Wherever found	E	\$200	\$1,100	\$1,300	\$0	\$1,300
	1065	Poppy, Sacramento prickly (Argemone pleiacantha ssp. pinnatisecta) - Wherever found	E	\$2,000	\$9,660	\$11,660	\$0	\$11,660
	590	Potato-bean, Price's (Apios priceana) - Wherever found	T	\$24,500	\$41,537	\$66,037	\$1,000	\$67,037
	530	Potentilla, Hickman's (Potentilla hickmanii) - Wherever found	E	\$3,894	\$85,000	\$88,894	\$0	\$88,894
	715	Prairie-clover, leafy (Dalea foliosa) - Wherever found	E	\$36,992	\$3,300	\$40,292	\$0	\$40,292
	1377	Prickly-apple, aboriginal (Harrisia (=Cereus) aboriginum (=gracilis)) - Wherever found	E	\$500	\$0	\$500	\$200	\$700
	1355	Prickly-apple, fragrant (Cereus eriophorus var. fragrans) - Wherever found	E	\$1,000	\$0	\$1,000	\$700	\$1,700
	1202	Prickly-ash, St. Thomas (Zanthoxylum thomasianum) - Wherever found	E	\$7,500	\$0	\$7,500	\$0	\$7,500
	1399	Primrose, Maguire (Primula maguirei) - Wherever found	T	\$0	\$100	\$100	\$0	\$100
	968	Pua`ala (Brighamia rockii) - Wherever found	E	\$11,982	\$2,787	\$14,769	\$0	\$14,769
	1066	Pussypaws, Mariposa (Calyptridium pulchellum) - Wherever found	T	\$8,470	\$3,150	\$11,620	\$0	\$11,620
	1074	Pu`uka`a (Cyperus trachysanthos) - Wherever found	E	\$6,320	\$5,148	\$11,468	\$0	\$11,468

Group Name	Rank	Species (50 CFR Part 17)	Status	FWS Total	Other Fed	Federal Total	States Total	Species Total
	1372	Ragwort, San Francisco Peaks (Packera franciscana) - Wherever found	T	\$300	\$115	\$415	\$500	\$915
	892	Rattleweed, hairy (Baptisia arachnifera) - Wherever found	E	\$8,000	\$1,200	\$9,200	\$10,000	\$19,200
	1228	Reedgrass, Hillebrand's (Calamagrostis hillebrandii) - Wherever found	E	\$5,950	\$787	\$6,737	\$0	\$6,737
	1389	Reed-mustard, Barneby (Schoenocrambe barnebyi) - Wherever found	E	\$100	\$200	\$300	\$0	\$300
	1309	Reed-mustard, clay (Schoenocrambe argillacea) - Wherever found	T	\$0	\$3,942	\$3,942	\$0	\$3,942
	721	Reed-mustard, shrubby (Schoenocrambe sulfrutescens) - Wherever found	E	\$0	\$39,424	\$39,424	\$0	\$39,424
	1214	Remya, Maui (Remya mauiensis) - Wherever found	E	\$6,163	\$887	\$7,050	\$0	\$7,050
	1036	Rhododendron, Chapman (Rhododendron chapmanii) - Wherever found	E	\$500	\$11,600	\$12,100	\$300	\$12,400
	1286	Ridge-cress, Barneby (Lepidium barnebyanum) - Wherever found	E	\$100	\$4,771	\$4,871	\$0	\$4,871
	918	Rock-cress, Braun's (Arabis perstellata) - Wherever found	E	\$15,000	\$2,720	\$17,720	\$0	\$17,720
	1058	Rockcress, Georgia (Arabis georgiana) - Wherever found	T	\$6,000	\$2,808	\$8,808	\$3,000	\$11,808
	1046	Rock-cress, Hoffmann's (Arabis hoffmannii) - Wherever found	E	\$0	\$11,976	\$11,976	\$0	\$11,976
	1399	Rock-cress, McDonald's (Arabis macdonaldiana) - Wherever found	E	\$0	\$100	\$100	\$0	\$100
	495	Rockcress, Santa Cruz Island (Sibara filifolia) - Wherever found	E	\$5,104	\$97,234	\$102,338	\$0	\$102,338
	677	Rock cress, Shale barren (Arabis serotina) - Wherever found	E	\$9,142	\$38,905	\$48,047	\$0	\$48,047
	1012	Rose-mallow, Neches River (Hibiscus dasycalyx) - Wherever found	T	\$1,000	\$1,500	\$2,500	\$10,843	\$13,343
	748	Rosemary, Apalachicola (Conradina glabra) - Wherever found	E	\$12,500	\$11,500	\$24,000	\$12,000	\$36,000
	919	Rosemary, Cumberland (Conradina verticillata) - Wherever found	T	\$9,500	\$8,180	\$17,680	\$0	\$17,680
	1282	Rosemary, Etonia (Conradina etonia) - Wherever found	E	\$3,000	\$0	\$3,000	\$2,000	\$5,000
	1200	Rosemary, short-leaved (Conradina brevifolia) - Wherever found	E	\$4,500	\$100	\$4,600	\$3,000	\$7,600

Group Name	Rank	Species (50 CFR Part 17)	Status	FWS Total	Other Fed	Federal Total	States Total	Species Total
	1337	Roseroot, Leedy's (Rhodiola integrifolia ssp. leedyi) - Wherever found	T	\$1,400	\$935	\$2,335	\$0	\$2,335
	1179	Rush-pea, slender (Hoffmannseggia tenella) - Wherever found	E	\$6,600	\$1,476	\$8,076	\$0	\$8,076
	1053	Rush-rose, island (Helianthemum greenel) - Wherever found	T	\$3,894	\$7,986	\$11,880	\$0	\$11,880
	1210	Sandalwood, Lanai (= iliahi) (Santalum haleakalae var. lanaiense) - Wherever found	E	\$7,177	\$0	\$7,177	\$0	\$7,177
	855	Sandlace (Polygonella myriophylla) - Wherever found	E	\$4,500	\$15,000	\$19,500	\$2,500	\$22,000
	1302	Sand-verbena, large-fruited (Abronia macrocarpa) - Wherever found	E	\$4,000	\$100	\$4,100	\$0	\$4,100
	1373	Sandwort, Bear Valley (Arenaria ursina) - Wherever found	T	\$0	\$803	\$803	\$0	\$803
	958	Sandwort, Cumberland (Arenaria cumberlandensis) - Wherever found	E	\$13,500	\$1,720	\$15,220	\$0	\$15,220
	859	Sandwort, Marsh (Arenaria patudicola) - Wherever found	E	\$19,025	\$2,700	\$21,725	\$0	\$21,725
	1053	Schiedea, Diamond Head (Schiedea adamantis) - Wherever found	E	\$11,093	\$787	\$11,880	\$0	\$11,880
	1267	Seablite, California (Suaeda californica) -	E	\$3,894	\$1,600	\$5,494	\$0	\$5,494
	505	Seagrass, Johnson's (Halophila johnsonii) - Wherever found	T	\$0	\$98,900	\$98,900	\$200	\$99,100
	761	Sedge, golden (Carex lutea) - Wherever found	E	\$9,000	\$12,333	\$21,333	\$12,516	\$33,849
	771	Sedge, Navajo (Carex specuicola) - Wherever found	T	\$2,000	\$29,960	\$31,960	\$500	\$32,460
	979	Silversword, Mauna Loa (=Ka'u) (Argyroxiphium kauense) - Wherever found	E	\$11,033	\$3,387	\$14,420	\$0	\$14,420
	781	Skullcap, Florida (Scutellaria floridana) - Wherever found	T	\$19,500	\$11,055	\$30,555	\$800	\$31,355
	606	Skullcap, large-flowered (Scutellaria montana) - Wherever found	T	\$25,500	\$32,562	\$58,062	\$5,000	\$63,062
	815	Skyrocket, Pagosa (Ipomopsis polyantha) - Wherever found	E	\$20,192	\$6,100	\$26,292	\$0	\$26,292
	933	Snakeroot (Eryngium cuneifolium) - Wherever found	E	\$500	\$11,500	\$12,000	\$5,000	\$17,000
	1112	Sneezeweed, Virginia (Helenium virginicum) - Wherever found	T	\$10,229	\$0	\$10,229	\$0	\$10,229

Group Name	Rank	Species (50 CFR Part 17)	Status	FWS Total	Other Fed	Federal Total	States Total	Species Total
	1375	Snowbells, Texas (Styrax texanus) - Wherever found	E	\$500	\$300	\$800	\$0	\$800
	1389	Spineflower, Ben Lomond (Chorizanthe pungens var. hartwegiana) - Wherever found	E	\$0	\$300	\$300	\$0	\$300
	1389	Spineflower, Howell's (Chorizanthe howellii) - Wherever found	E	\$0	\$300	\$300	\$0	\$300
	692	Spineflower, Monterey (Chorizanthe pungens var. pungens) - Wherever found	T	\$23,750	\$20,181	\$43,931	\$0	\$43,931
	388	Spineflower, Orcutt's (Chorizanthe orcuttiana) - Wherever found	E	\$1,856	\$158,446	\$160,302	\$0	\$160,302
	1389	Spineflower, Robust (Chorizanthe robusta var. robusta) - Wherever found	E	\$0	\$300	\$300	\$0	\$300
	1389	Spineflower, Scotts Valley (Chorizanthe robusta var. hartwegii) - Wherever found	E	\$0	\$300	\$300	\$0	\$300
	1158	Spineflower, slender-horned (Dodecagerma leptoceras) - Wherever found	E	\$580	\$8,100	\$8,680	\$0	\$8,680
	1315	Spineflower, Sonoma (Chorizanthe valida) - Wherever found	E	\$1,650	\$1,900	\$3,550	\$0	\$3,550
	367	Spiraea, Virginia (Spiraea virginiana) - Wherever found	T	\$112,021	\$50,497	\$162,518	\$32,679	\$195,197
	1276	Spurge, deltoid (Chamaesyce deltoidea ssp. deltoidea) - Wherever found	E	\$1,500	\$1,200	\$2,700	\$2,500	\$5,200
	1316	Spurge, Garber's (Chamaesyce garberi) - Wherever found	T	\$1,000	\$1,315	\$2,315	\$1,200	\$3,515
	1003	Spurge, Hoover's (Chamaesyce hooveri) - Wherever found	T	\$13,530	\$132	\$13,662	\$0	\$13,662
	711	Spurge, telephus (Euphorbia telephioides) - Wherever found	T	\$18,500	\$5,810	\$24,310	\$17,000	\$41,310
	740	Stickseed, showy (Hackelia venusta) - Wherever found	E	\$32,915	\$3,000	\$35,915	\$800	\$36,715
	244	Sumac, Michaux's (Rhus michauxii) - Wherever found	E	\$44,500	\$359,390	\$403,890	\$20,745	\$424,635
	1085	Sunburst, Hartweg's golden (Pseudobahia bahifolia) - Wherever found	E	\$330	\$10,760	\$11,090	\$0	\$11,090
	921	Sunburst, San Joaquin adobe (Pseudobahia peirsonii) - Wherever found	T	\$11,770	\$5,858	\$17,628	\$0	\$17,628
	769	Sunflower, Pecos (=puzzle, =paradox) (Helianthus paradoxus) - Wherever found	T	\$17,000	\$15,700	\$32,700	\$0	\$32,700

Group Name	Rank	Species (50 CFR Part 17)	Status	FWS Total	Other Fed	Federal Total	States Total	Species Total
	403	Sunflower, Schweinitz's (Helianthus schweinitzii) - Wherever found	E	\$39,000	\$61,455	\$100,455	\$41,265	\$141,720
	1032	Sunflower, whorled (Helianthus verticillatus) - Wherever found	E	\$6,500	\$0	\$6,500	\$6,000	\$12,500
	840	Sunray, Ash Meadows (Enceliopsis nudicaulis var. corrugata) - Wherever found	T	\$23,539	\$0	\$23,539	\$0	\$23,539
	753	Sunshine, Sonoma (Blennosperma bakeri) - Wherever found	E	\$15,639	\$20,000	\$35,639	\$0	\$35,639
	1350	Taraxacum, California (Taraxacum californicum) - Wherever found	E	\$0	\$1,767	\$1,767	\$0	\$1,767
	1064	Tarplant, Gaviota (Deinandra increscens ssp. villosa) - Wherever found	E	\$11,681	\$0	\$11,681	\$0	\$11,681
	1107	Tarplant, Otay (Deinandra (=Hemizonia) conjugens) - Wherever found	T	\$6,938	\$3,500	\$10,438	\$0	\$10,438
	982	Tarplant, Santa Cruz (Holocarpha macradenia) - Wherever found	T	\$11,903	\$2,400	\$14,303	\$0	\$14,303
	644	Thelypody, Howell's spectacular (Thelypodium howellii spectabilis) - Wherever found	T	\$53,015	\$1,600	\$54,615	\$0	\$54,615
	676	Thistle, Chorro Creek bog (Cirsium fontinale var. obispoense) - Wherever found	E	\$34,402	\$13,686	\$48,088	\$0	\$48,088
	824	Thistle, La Graciosa (Cirsium loncholepis) - Wherever found	E	\$25,010	\$0	\$25,010	\$0	\$25,010
	369	Thistle, Pitcher's (Cirsium pitcheri) - Wherever found	T	\$52,500	\$138,604	\$191,104	\$2,100	\$193,204
	1173	Thistle, Sacramento Mountains (Cirsium vinaceum) - Wherever found	T	\$2,000	\$6,250	\$8,250	\$0	\$8,250
	1305	Thistle, Suisun (Cirsium hydrophilum var. hydrophilum) - Wherever found	E	\$0	\$4,000	\$4,000	\$0	\$4,000
	1103	Thormmint, San Diego (Acanthomintha ilicifolia) - Wherever found	T	\$8,620	\$2,000	\$10,620	\$0	\$10,620
	1359	Thormmint, San Mateo (Acanthomintha obovata ssp. duttonii) - Wherever found	E	\$0	\$1,413	\$1,413	\$0	\$1,413
	1261	Thoroughwort, Cape Sable (Chromolaena frustrata) - Wherever found	E	\$2,000	\$0	\$2,000	\$4,000	\$6,000
	295	Townsendia, Last Chance (Townsendia aprica) - Wherever found	T	\$299,652	\$5,600	\$305,252	\$0	\$305,252

Group Name	Rank	Species (50 CFR Part 17)	Status	FWS Total	Other Fed	Federal Total	States Total	Species Total
	869	Trillium, persistent (Trillium persistens) - Wherever found	E	\$13,000	\$2,000	\$15,000	\$6,000	\$21,000
	664	Trillium, relict (Trillium reliquum) - Wherever found	E	\$15,000	\$31,169	\$46,169	\$4,000	\$50,169
	974	Tuctoria, Greene's (Tuctoria greenei) - Wherever found	E	\$7,370	\$7,197	\$14,567	\$0	\$14,567
	1159	Twinpod, Dudley Bluffs (Physaria obcordata) - Wherever found	T	\$5,048	\$3,600	\$8,648	\$0	\$8,648
	749	Ufa-halomtano (Heritiera longipetiolata) - Wherever found	E	\$35,098	\$889	\$35,987	\$0	\$35,987
	750	Uhi uhi (Mezoneuron kavaiense) - Wherever found	E	\$35,946	\$20	\$35,966	\$0	\$35,966
	1088	Uvillo (Eugenia haematocarpa) - Wherever found	E	\$11,000	\$0	\$11,000	\$0	\$11,000
	1124	Vervain, Red Hills (Verbena californica) - Wherever found	T	\$0	\$10,000	\$10,000	\$0	\$10,000
	823	Veitch, Hawaiian (Vicia menziesii) - Wherever found	E	\$24,423	\$787	\$25,210	\$0	\$25,210
	1285	Wahane (Pritchardia aylmer-robinsonii) - Wherever found	E	\$4,157	\$787	\$4,944	\$0	\$4,944
	1399	Wallflower, Ben Lomond (Erysimum teretifolium) - Wherever found	E	\$0	\$100	\$100	\$0	\$100
	681	Wallflower, Contra Costa (Erysimum capitatum var. angustatum) - Wherever found	E	\$46,527	\$100	\$46,627	\$0	\$46,627
	596	Wallflower, Menzies' (Erysimum menziesii) - Wherever found	E	\$5,952	\$60,100	\$66,052	\$0	\$66,052
	1244	Walnut (=Nogal), West Indian (Juglans jamaicensis) - Wherever found	E	\$6,000	\$348	\$6,348	\$0	\$6,348
	543	Warea, wide-leaf (Warea amplexifolia) - Wherever found	E	\$36,000	\$400	\$36,400	\$46,500	\$82,900
	984	Watercress, Gambel's (Rorippa gambellii) - Wherever found	E	\$14,177	\$100	\$14,277	\$0	\$14,277
	1358	Water-plantain, Kral's (Sagittaria secundifolia) - Wherever found	T	\$0	\$1,500	\$1,500	\$0	\$1,500
	256	Water-umbel, Huachuca (Lilaeopsis schaffneriana var. recurva) - Wherever found	E	\$35,500	\$352,200	\$387,700	\$2,500	\$390,200
	1208	Water-willow, Cooley's (Justicia cooleyi) - Wherever found	E	\$3,500	\$200	\$3,700	\$3,500	\$7,200
	1221	Whitlow-wort, papery (Paronychia chartacea) - Wherever found	T	\$4,500	\$200	\$4,700	\$2,200	\$6,900
	915	Wild buckwheat, clay-loving (Eriogonum pelinophilum) - Wherever found	E	\$5,905	\$12,000	\$17,905	\$0	\$17,905

Group Name	Rank	Species (50 CFR Part 17)	Status	FWS Total	Other Fed	Federal Total	States Total	Species Total
	909	Wild-buckwheat, gypsum (Eriogonum gypsophilum) - Wherever found	T	\$15,000	\$3,200	\$18,200	\$0	\$18,200
	1365	Wild-buckwheat, southern mountain (Eriogonum kennedyi, var. austrorontanum) - Wherever found	T	\$0	\$1,103	\$1,103	\$0	\$1,103
	927	Wild coffee, Oahu (=kopiko) (Psychotria hexandra ssp. oahuensis) - Wherever found	E	\$17,280	\$0	\$17,280	\$0	\$17,280
	636	Wild-rice, Texas (Zizania texana) - Wherever found	E	\$20,000	\$36,600	\$56,600	\$0	\$56,600
	999	Wire-lettuce, Malheur (Stephanomeria malheurensis) - Wherever found	E	\$10,000	\$3,700	\$13,700	\$0	\$13,700
	916	Wireweed (Polygonella basiramia) - Wherever found	E	\$4,500	\$11,900	\$16,400	\$1,500	\$17,900
	336	Woodland-star, San Clemente Island (Lithophragma maximum) - Wherever found	E	\$4,640	\$235,568	\$240,208	\$0	\$240,208
	468	Woolly-star, Santa Ana River (Eriastrum densifolium ssp. sanctorum) - Wherever found	E	\$4,988	\$107,638	\$112,626	\$0	\$112,626
	331	Wooly-threads, San Joaquin (Monolopia (=Lembertia) congdonii) - Wherever found	E	\$69,560	\$176,020	\$245,580	\$0	\$245,580
	663	Yellowhead, desert (Yermo xanthocephalus) - Wherever found	T	\$6,279	\$44,000	\$50,279	\$0	\$50,279
	322	Yerba santa, Lompoc (Eriodictyon capitatum) - Wherever found	E	\$253,894	\$0	\$253,894	\$0	\$253,894
	554	Ziziphus, Florida (Ziziphus celata) - Wherever found	E	\$45,000	\$0	\$45,000	\$34,000	\$79,000
Flowering Plants subtotal				\$16,375,333	\$20,483,157	\$36,858,490	\$1,256,687	\$38,115,177
Conifers and Cycads	1310	Cypress, Gowen (Cupressus goveniana ssp. goveniana) - Wherever found	T	\$3,894	\$0	\$3,894	\$0	\$3,894
	1131	Cypress, Santa Cruz (Cupressus abramsiana) - Wherever found	T	\$9,683	\$0	\$9,683	\$0	\$9,683
	512	Fadang (Cycas micronesica) - Wherever found	T	\$45,573	\$50,759	\$96,332	\$0	\$96,332
	798	Torreya, Florida (Torreya taxifolia) - Wherever found	E	\$7,500	\$12,911	\$20,411	\$8,000	\$28,411
Conifers and Cycads subtotal				\$66,650	\$63,670	\$130,320	\$8,000	\$138,320

Group Name	Rank	Species (50 CFR Part 17)	Status	FWS Total	Other Fed	Federal Total	States Total	Species Total
Ferns and Allies	1251	Aumakua, Palapalai (Dryopteris cinnalis var. podosorus) - Wherever found	E	\$5,436	\$787	\$6,223	\$0	\$6,223
	1122	Diellia, Asplenium-leaved (Asplenium dielerectum) - Wherever found	E	\$10,046	\$0	\$10,046	\$0	\$10,046
	1356	Fern, Alabama streak-sorus (Thelypteris pilosa var. alabamensis) - Wherever found	T	\$0	\$1,600	\$1,600	\$0	\$1,600
	834	Fern, Aleutian shield (Polystichum aleuticum) - Wherever found	E	\$4,000	\$20,000	\$24,000	\$0	\$24,000
	679	Fern, American hart's-tongue (Asplenium scolopendrium var. americanum) - Wherever found	T	\$45,400	\$1,679	\$47,079	\$0	\$47,079
	1184	Fern, Elf-in-tree (Cyathea dryopteroides) - Wherever found	E	\$8,000	\$0	\$8,000	\$0	\$8,000
	695	Fern, Florida bristle (Trichomanes punctatum ssp. floridanum) - Wherever found	E	\$43,000	\$0	\$43,000	\$600	\$43,600
	903	Fern, pendant kiki (Adenophorus periens) - Wherever found	E	\$17,911	\$787	\$18,698	\$0	\$18,698
	899	Ihi'ihii (Marsilea villosa) - Wherever found	E	\$13,722	\$5,064	\$18,786	\$0	\$18,786
	1235	No Common Name (Adiantum vivesii) - Wherever found	E	\$6,500	\$0	\$6,500	\$0	\$6,500
	1266	No Common Name (Asplenium dielfalcatum) - Wherever found	E	\$5,528	\$0	\$5,528	\$0	\$5,528
	904	No Common Name (Asplenium dielmanni) - Wherever found	E	\$18,595	\$0	\$18,595	\$0	\$18,595
	1134	No Common Name (Asplenium dielpallidum) - Wherever found	E	\$9,540	\$0	\$9,540	\$0	\$9,540
	470	No Common Name (Asplenium peruvianum var. insulare) - Wherever found	E	\$12,270	\$99,833	\$112,103	\$0	\$112,103
	1205	No Common Name (Asplenium unisorum) - Wherever found	E	\$5,528	\$1,762	\$7,290	\$0	\$7,290
	1041	No Common Name (Diplazium molokaiense) - Wherever found	E	\$11,385	\$787	\$12,172	\$0	\$12,172
	1203	No Common Name (Doryopteris angelica) - Wherever found	E	\$6,556	\$787	\$7,343	\$0	\$7,343
	1254	No Common Name (Doryopteris takeuchii) - Wherever found	E	\$5,392	\$787	\$6,179	\$0	\$6,179
	1216	No Common Name (Elaphoglossum serpens) - Wherever found	E	\$7,000	\$0	\$7,000	\$0	\$7,000
	1235	No Common Name (Polystichum calderonense) - Wherever found	E	\$6,500	\$0	\$6,500	\$0	\$6,500



Group Name	Rank	Species (50 CFR Part 17)	Status	FWS Total	Other Fed	Federal Total	States Total	Species Total
	945	No Common Name (Pteris lidgatei) - Wherever found	E	\$15,413	\$787	\$16,200	\$0	\$16,200
	1202	No Common Name (Tectaria estremarana) - Wherever found	E	\$7,500	\$0	\$7,500	\$0	\$7,500
	1184	No Common Name (Thelypteris inabonensis) - Wherever found	E	\$8,000	\$0	\$8,000	\$0	\$8,000
	1216	No Common Name (Thelypteris verecunda) - Wherever found	E	\$7,000	\$0	\$7,000	\$0	\$7,000
	1235	No Common Name (Thelypteris yaucoensis) - Wherever found	E	\$6,500	\$0	\$6,500	\$0	\$6,500
	1228	Pauoa (Ctenitis squamigera) - Wherever found	E	\$5,950	\$787	\$6,737	\$0	\$6,737
	963	Quillwort, black spored (Isoetes melanospora) - Wherever found	E	\$10,500	\$2,500	\$13,000	\$2,000	\$15,000
	398	Quillwort, Louisiana (Isoetes louisianensis) - Wherever found	E	\$0	\$147,932	\$147,932	\$0	\$147,932
	1106	Quillwort, mat-forming (Isoetes tegetiformans) - Wherever found	E	\$5,500	\$2,000	\$7,500	\$3,000	\$10,500
	652	Wawae iole (Hyperzia mannii) - Wherever found	E	\$6,320	\$45,537	\$51,857	\$0	\$51,857
	856	Wawae iole (Hyperzia nutans) - Wherever found	E	\$21,093	\$787	\$21,880	\$0	\$21,880
Ferns and Allies subtotal				\$336,085	\$334,203	\$670,288	\$5,600	\$675,888
Lichens	951	Cladonia, Florida perforate (Cladonia perforata) - Wherever found	E	\$0	\$11,700	\$11,700	\$4,000	\$15,700
	727	Lichen, rock gnome (Gymnoderma lineare) - Wherever found	E	\$7,000	\$15,661	\$22,661	\$15,760	\$38,421
Lichens subtotal				\$7,000	\$27,361	\$34,361	\$19,760	\$54,121
Multi-species				\$2,143,492	\$62,402,060	\$64,545,552	\$1,862,250	\$66,407,802
				\$184,409,644	\$1,104,779,474	\$1,289,189,118	\$86,349,408	\$1,375,538,526
Multi-species subtotal				\$2,143,492	\$62,402,060	\$64,545,552	\$1,862,250	\$66,407,802
Total Species Expenditures				\$184,409,644	\$1,104,779,474	\$1,289,189,118	\$86,349,408	\$1,375,538,526

**TABLE 2. SPECIES RANKED IN DESCENDING ORDER OF TOTAL FY 2016  
REPORTED EXPENDITURES**

Species are arranged in descending rank order of total identifiable expenditures (Table 1). Cumulative totals of the expenditures totals are provided. The cumulative total column is the sum of all higher ranked species totals (from Table 1) and the selected species entry. This table does not include costs for land acquisition or multi-species conservation activities.

The species list in the report follows the same breakdown as in 50 CFR 17.11 and 17.12. All populations are itemized separately, not just Evolutionarily Significant Units (ESUs). Thus, it appears as if there are more listed species. Separate populations of the same species may be ranked differently. The STATUS column indicates whether the species is endangered (E), threatened (T), experimental (EXPN), or threatened by similarity of appearance (SAT).

**TABLE 2. SPECIES RANKED IN DESCENDING ORDER OF TOTAL FY 2016 REPORTED EXPENDITURES, NOT INCLUDING LAND ACQUISITION COSTS**

Rank	Species (50 CFR Part 17)	Status	Species Total	Cumulative Total
1	Steelhead (Oncorhynchus (=Salmo) mykiss) - Middle Columbia River DPS	T	\$64,365,536	\$64,365,536
2	Salmon, Chinook (Oncorhynchus (=Salmo) tshawytscha) - Snake River spring/summer-run ESU	T	\$61,231,560	\$125,597,096
3	Steelhead (Oncorhynchus (=Salmo) mykiss) - Snake River Basin DPS	T	\$60,270,758	\$185,867,854
4	Salmon, Chinook (Oncorhynchus (=Salmo) tshawytscha) - Upper Columbia spring-run ESU	E	\$44,865,295	\$230,733,149
5	Sturgeon, pallid (Scaphirhynchus albus) - Wherever found	E	\$43,237,405	\$273,970,554
6	Trout, bull (Salvelinus confluentus) - U.S.A., conterminous, lower 48 states	T	\$40,233,890	\$314,204,444
7	Salmon, Chinook (Oncorhynchus (=Salmo) tshawytscha) - Snake River fall-run ESU	T	\$39,689,609	\$353,894,053
8	Salmon, Chinook (Oncorhynchus (=Salmo) tshawytscha) - Lower Columbia River ESU	T	\$33,557,518	\$387,451,571
9	Salmon, Chinook (Oncorhynchus (=Salmo) tshawytscha) - Puget Sound ESU	T	\$29,187,297	\$416,638,868
10	Steelhead (Oncorhynchus (=Salmo) mykiss) - Upper Columbia River DPS	T	\$28,642,935	\$445,281,803
11	Salmon, sockeye (Oncorhynchus (=Salmo) nerka) - Snake River ESU	E	\$28,114,109	\$473,395,912
12	Woodpecker, red-cockaded (Picooides borealis) - Wherever found	E	\$25,032,102	\$498,428,014
13	Sea lion, Steller (Eumetopias jubatus) - Western DPS	E	\$22,127,195	\$520,555,209
14	Salmon, coho (Oncorhynchus (=Salmo) kisutch) - Lower Columbia River ESU	T	\$19,639,995	\$540,195,204
15	Tortoise, desert (Gopherus agassizii) - Wherever found, except AZ south and east of Colorado R., and Mexico	T	\$18,554,604	\$558,749,808
16	Salmon, coho (Oncorhynchus (=Salmo) kisutch) - Southern Oregon - Northern California Coast ESU	T	\$18,498,254	\$577,248,062
17	Salmon, Chinook (Oncorhynchus (=Salmo) tshawytscha) - Upper Willamette River ESU	T	\$18,271,433	\$595,519,495
18	Steelhead (Oncorhynchus (=Salmo) mykiss) - Lower Columbia River DPS	T	\$18,186,684	\$613,706,179
19	Sturgeon, white (Acipenser transmontanus) - U.S.A. (ID, MT), Canada (B.C.), Kootenai R. system	E	\$16,013,924	\$629,720,103
20	Owl, northern spotted (Strix occidentalis caurina) - Wherever found	T	\$15,624,955	\$645,345,058

Rank	Species (50 CFR Part 17)	Status	Species Total	Cumulative Total
21	Salmon, chum (Oncorhynchus keta) - Columbia River ESU	T	\$14,811,627	\$660,156,685
22	Bat, Indiana (Myotis sodalis) - Wherever found	E	\$14,035,548	\$674,192,233
23	Sucker, razorback (Xyrauchen texanus) - Wherever found	E	\$13,945,914	\$688,138,147
24	Bat, Northern long-eared (Myotis septentrionalis) - Wherever found	T	\$12,743,822	\$700,881,969
25	Smelt, delta (Hypomesus transpacificus) - Wherever found	T	\$12,019,452	\$712,901,421
26	Steelhead (Oncorhynchus (=Salmo) mykiss) - Puget Sound DPS	T	\$11,901,567	\$724,802,988
27	Bear, grizzly (Ursus arctos horribilis) - Bitterroot Ecosystem Recovery Zone Population	EXPN	\$11,724,619	\$736,527,607
28	Plover, piping (Charadrius melodus) - [Atlantic Coast and Northern Great Plains populations] - Wherever found, except those areas where listed as endangered.	T	\$11,306,784	\$747,834,391
29	Chub, bonytail (Gila elegans) - Wherever found	E	\$10,909,990	\$758,744,381
30	Steelhead (Oncorhynchus (=Salmo) mykiss) - Upper Willamette River DPS	T	\$10,828,635	\$769,573,016
31	Whale, North Atlantic Right (Eubalaena glacialis) - Wherever found	E	\$10,308,042	\$779,881,058
32	Salmon, Chinook (Oncorhynchus (=Salmo) tshawytscha) - Sacramento River winter-run ESU	E	\$10,256,141	\$790,137,199
33	Salmon, Atlantic (Salmo salar) - Gulf of Maine DPS	E	\$10,013,881	\$800,151,080
34	Salmon, coho (Oncorhynchus (=Salmo) kisutch) - Oregon Coast ESU	T	\$9,784,535	\$809,935,615
35	Chub, humpback (Gila cypha) - Wherever found	E	\$9,311,369	\$819,246,984
36	Flycatcher, southwestern willow (Empidonax traillii extimus) - Wherever found	E	\$8,946,102	\$828,193,086
37	Minnow, Rio Grande Silvery (Hybognathus amarus) - Wherever found, except where listed as an experimental population	E	\$8,544,342	\$836,737,428
38	Pikeminnow (=squawfish), Colorado (Ptychocheilus lucius) - Wherever found, except where listed as an experimental population	E	\$8,519,374	\$845,256,802
39	Elephant, African (Loxodonta africana) - Wherever found	T	\$8,029,080	\$853,285,882
40	Tern, least (Sterna antillarum) - interior pop.	E	\$7,892,269	\$861,178,151
41	Ocelot (Leopardus (=Felis) pardalis) - wherever found	E	\$7,183,922	\$868,362,073
42	Whale, humpback (Megaptera novaeangliae) - Wherever found	E	\$7,070,114	\$875,432,187
43	Salmon, chum (Oncorhynchus keta) - Hood Canal summer-run ESU	T	\$6,771,036	\$882,203,223
44	Cuckoo, yellow-billed (Coccyzus americanus) - Western U.S. DPS	T	\$6,343,860	\$888,547,083
45	Steelhead (Oncorhynchus (=Salmo) mykiss) - Central California Coast DPS	T	\$6,222,951	\$894,770,034

Rank	Species (50 CFR Part 17)	Status	Species Total	Cumulative Total
46	Salmon, sockeye (Oncorhynchus (=Salmo) nerka) - Ozette Lake ESU	T	\$5,518,535	\$900,288,569
47	Manatee, West Indian (Trichechus manatus) - Wherever found	E	\$5,430,465	\$905,719,034
48	Steelhead (Oncorhynchus (=Salmo) mykiss) - California Central Valley DPS	T	\$5,428,021	\$911,147,055
49	Sea turtle, loggerhead (Caretta caretta) - Northwest Atlantic Ocean DPS	T	\$5,221,940	\$916,368,995
50	Frog, California red-legged (Rana draytonii) - Wherever found	T	\$5,166,801	\$921,535,796
51	Bear, grizzly (Ursus arctos horribilis) - U.S.A., conterminous (lower 48) States, except where listed as an experimental population or delisted	T	\$5,109,765	\$926,645,561
52	Salmon, coho (Oncorhynchus (=Salmo) kisutch) - Central California Coast ESU	E	\$5,037,464	\$931,683,025
53	Sea turtle, leatherback (Dermochelys coriacea) - Wherever found	E	\$4,887,129	\$936,570,154
54	Plover, western snowy (Charadrius alexandrinus nivosus) - Pacific Coast population DPS-U.S.A. (CA, OR, WA), Mexico (within 50 miles of Pacific coast)	T	\$4,878,512	\$941,448,666
55	Salmon, Chinook (Oncorhynchus (=Salmo) tshawytscha) - California Coastal ESU	T	\$4,852,009	\$946,300,675
56	Murrelet, marbled (Brachyramphus marmoratus) - U.S.A. (CA, OR, WA)	T	\$4,721,414	\$951,022,089
57	Gorilla (Gorilla gorilla) - Wherever found	E	\$4,588,000	\$955,610,089
58	Steelhead (Oncorhynchus (=Salmo) mykiss) - Northern California DPS	T	\$4,527,260	\$960,137,349
59	Combshell, Cumberlandian (Epioblasma brevidens) - Wherever found; Except where listed as Experimental Populations	E	\$4,445,161	\$964,582,510
60	Sea turtle, Kemp's ridley (Lepidochelys kempii) - Wherever found	E	\$4,269,587	\$968,852,097
61	Steelhead (Oncorhynchus (=Salmo) mykiss) - Southern California DPS	E	\$4,085,228	\$972,937,325
62	Wolf, gray (Canis lupus) - WY, EXPN population	EXPN	\$4,083,384	\$977,020,709
63	Owl, Mexican spotted (Strix occidentalis lucida) - Wherever found	T	\$3,940,575	\$980,961,284
64	Trout, Lahontan cutthroat (Oncorhynchus clarkii henshawi) - Wherever found	T	\$3,693,716	\$984,655,000
65	Seal, Hawaiian monk (Monachus schauinslandi) - Wherever found	E	\$3,683,303	\$988,338,303
66	Tortoise, gopher (Gopherus polyphemus) - West of Mobile and Tombigbee Rivers	T	\$3,677,412	\$992,015,715
67	Steelhead (Oncorhynchus (=Salmo) mykiss) - South-Central California Coast DPS	T	\$3,587,667	\$995,603,382

Rank	Species (50 CFR Part 17)	Status	Species Total	Cumulative Total
68	Panther, Florida (Puma (=Felis concolor coryi) - Wherever found	E	\$3,581,925	\$999,185,307
69	Sea turtle, hawksbill (Eretmochelys imbricata) - Wherever found	E	\$3,551,590	\$1,002,736,897
70	Bat, Hawaiian hoary (Lasiurus cinereus semotus) - Wherever found	E	\$3,424,744	\$1,006,161,641
71	Wolf, gray (Canis lupus) - MN	T	\$3,358,824	\$1,009,520,465
72	Sage-grouse, Gunnison (Centrocercus minimus) - Wherever found	T	\$3,266,168	\$1,012,786,633
73	Whale, killer (Orcinus orca) - Southern Resident DPS	E	\$3,234,532	\$1,016,021,165
74	Trout, bull (Salvelinus confluentus) - Clackamas River subbasin experimental population	EXPN	\$3,233,099	\$1,019,254,264
75	Sturgeon (Gulf subspecies), Atlantic (Acipenser oxyrinchus (=oxyrinchus) desotoi) - Wherever found	T	\$3,193,864	\$1,022,448,128
76	Bear, polar (Ursus maritimus) - Wherever found	T	\$3,139,348	\$1,025,587,476
77	Salmon, Chinook (Oncorhynchus (=Salmo) tshawytscha) - Central Valley spring-run ESU	T	\$3,101,029	\$1,028,688,505
78	Stork, wood (Mycteria americana) - AL, FL, GA, MS, NC, SC	T	\$3,071,456	\$1,031,759,961
79	Chub, Borax Lake (Gila boraxobius) - Wherever found	E	\$3,059,410	\$1,034,819,371
80	Whale, finback (Balaenoptera physalus) - Wherever found	E	\$2,990,369	\$1,037,809,740
81	Fox, San Joaquin kit (Vulpes macrotis mutica) - wherever found	E	\$2,990,031	\$1,040,799,771
82	Whale, blue (Balaenoptera musculus) - Wherever found	E	\$2,958,689	\$1,043,758,460
83	Wolf, Mexican (Canis lupus baileyi) - U.S.A. (portions of AZ and NM)see 17.84(k)	EXPN	\$2,905,023	\$1,046,663,483
84	Tern, California least (Sterna antillarum browni) - Wherever found	E	\$2,856,294	\$1,049,519,777
85	Sturgeon, green (Acipenser medirostris) - Southern DPS	T	\$2,755,720	\$1,052,275,497
86	Salamander, California tiger (Ambystoma californiense) - U.S.A. (CA - Santa Barbara County)	E	\$2,742,174	\$1,055,017,671
87	Wolf, gray (Canis lupus) - U.S.A.: All of AL, AR, CA, CO, CT, DE, FL, GA, IA, IN, IL, KS, KY, LA, MA, MD, ME, MI, MO, MS, NC, ND, NE, NH, NJ, NV, NY, OH, OK, PA, RI, SC, SD, TN, TX, VA, VT, WI, and WV; and portions of AZ, NM, OR, UT, and WA, Mexico.	E	\$2,721,544	\$1,057,739,215
88	Sucker, Lost River (Deltistes luxatus) - Wherever found	E	\$2,694,599	\$1,060,433,814
89	Sucker, shortnose (Chasmistes brevirostris) - Wherever found	E	\$2,687,499	\$1,063,121,313
90	Rail, Yuma clapper (Rallus longirostris yumanensis) - Wherever found	E	\$2,529,587	\$1,065,650,900
91	Ferret, black-footed (Mustela nigripes) - U.S.A. (WY and specified portions of AZ, CO, MT, SD, and UT, see 17.84(g)(9))	EXPN	\$2,479,747	\$1,068,130,647

Rank	Species (50 CFR Part 17)	Status	Species Total	Cumulative Total
92	Ferret, black-footed ( <i>Mustela nigripes</i> ) - Wherever found, except where listed as an experimental population	E	\$2,446,190	\$1,070,576,837
93	Caracara, Audubon's crested ( <i>Polyborus plancus audubonii</i> ) - FL pop.	T	\$2,408,930	\$1,072,985,767
94	Manatee, West African ( <i>Trichechus senegalensis</i> ) - Wherever found	T	\$2,375,240	\$1,075,361,007
95	Rabbit, Columbia Basin Pygmy ( <i>Brachylagus idahoensis</i> ) - Columbia Basin DPS	E	\$2,372,632	\$1,077,733,639
96	Gnatcatcher, coastal California ( <i>Polioptila californica californica</i> ) - Wherever found	T	\$2,305,975	\$1,080,039,614
97	Mouse, salt marsh harvest ( <i>Reithrodontomys raviventris</i> ) - wherever found	E	\$2,292,276	\$1,082,331,890
98	Vireo, least Bell's ( <i>Vireo bellii pusillus</i> ) - Wherever found	E	\$2,289,658	\$1,084,621,548
99	Toad, arroyo (=arroyo southwestern) ( <i>Anaxyrus californicus</i> ) - Wherever found	E	\$2,282,777	\$1,086,904,325
100	Sea turtle, green ( <i>Chelonia mydas</i> ) - North Atlantic DPS	T	\$2,249,167	\$1,089,153,492
101	Frog, Oregon spotted ( <i>Rana pretiosa</i> ) - Wherever found	T	\$2,207,445	\$1,091,360,937
102	Tiger ( <i>Panthera tigris</i> ) - Wherever found	E	\$2,089,700	\$1,093,450,637
103	Whale, sperm ( <i>Physeter catodon</i> (=macrocephalus)) - Wherever found	E	\$2,080,368	\$1,095,531,005
104	Lynx, Canada ( <i>Lynx canadensis</i> ) - Contiguous U.S. DPS	T	\$2,066,279	\$1,097,597,284
105	Snake, eastern indigo ( <i>Drymarchon corais couperi</i> ) - Wherever found	T	\$2,023,270	\$1,099,620,554
106	Elephant, Asian ( <i>Elephas maximus</i> ) - Wherever found	E	\$2,007,600	\$1,101,628,154
107	Shrike, San Clemente loggerhead ( <i>Lanius ludovicianus mearnsi</i> ) - Wherever found	E	\$1,998,364	\$1,103,626,518
108	Darter, duskytail ( <i>Etheostoma percnurum</i> ) - Wherever found	E	\$1,987,710	\$1,105,614,228
109	Bat, gray ( <i>Myotis grisescens</i> ) - Wherever found	E	\$1,961,039	\$1,107,575,267
110	Condor, California ( <i>Gymnogyps californianus</i> ) - U.S.A. (specific portions of Arizona, Nevada, and Utah)	EXPN	\$1,935,132	\$1,109,510,399
111	Fairy shrimp, vernal pool ( <i>Branchinecta lynchi</i> ) - Wherever found	T	\$1,894,898	\$1,111,405,297
112	Sea turtle, loggerhead ( <i>Caretta caretta</i> ) - North Pacific Ocean DPS	E	\$1,830,084	\$1,113,235,381
113	Snake, giant garter ( <i>Thamnophis gigas</i> ) - Wherever found	T	\$1,807,870	\$1,115,043,251
114	Whale, beluga ( <i>Delphinapterus leucas</i> ) - Cook Inlet DPS	E	\$1,772,204	\$1,116,815,455
115	Parrot, Puerto Rican ( <i>Amazona vittata</i> ) - Wherever found	E	\$1,738,365	\$1,118,553,820
116	Eulachon ( <i>Thaleichthys pacificus</i> ) - Southern DPS	T	\$1,720,738	\$1,120,274,558
117	Whale, Sei ( <i>Balaenoptera borealis</i> ) - Wherever found	E	\$1,695,648	\$1,121,970,206
118	Sea turtle, green ( <i>Chelonia mydas</i> ) - Central West Pacific DPS	E	\$1,667,408	\$1,123,637,614

Rank	Species (50 CFR Part 17)	Status	Species Total	Cumulative Total
119	Shiner, Pecos bluntnose ( <i>Notropis simus pecosensis</i> ) - Wherever found	T	\$1,648,550	\$1,125,286,164
120	Abalone, White ( <i>Haliotis sorenseni</i> ) - North America (West Coast from Point Conception, CA, U.S.A., to Punta Abreojos, Baja California, Mexico)	E	\$1,636,960	\$1,126,923,124
121	Scrub-jay, Florida ( <i>Aphelocoma coerulescens</i> ) - Wherever found	T	\$1,541,169	\$1,128,464,293
122	Shiner, Topeka ( <i>Notropis topeka</i> (=tristis)) - Wherever found, except where listed as an experimental population	E	\$1,519,345	\$1,129,983,638
123	Plover, piping ( <i>Charadrius melodus</i> ) - [Great Lakes watershed DPS] - Great Lakes, watershed in States of IL, IN, MI, MN, NY, OH, PA, and WI and Canada (Ont.)	E	\$1,512,833	\$1,131,496,471
124	Horned lark, streaked ( <i>Eremophila alpestris strigata</i> ) - Wherever found	T	\$1,476,867	\$1,132,973,338
125	Sturgeon, shortnose ( <i>Acipenser brevirostrum</i> ) - Wherever found	E	\$1,400,005	\$1,134,373,343
126	Checkerspot, Taylor's (=whulge) ( <i>Euphydryas editha taylori</i> ) - Wherever found	E	\$1,398,297	\$1,135,771,640
127	Butterfly, Karner blue ( <i>Lycaeides melissa samuelis</i> ) - Wherever found	E	\$1,346,957	\$1,137,118,597
128	Eider, Steller's ( <i>Polysticta stelleri</i> ) - AK breeding pop.	T	\$1,313,186	\$1,138,431,783
129	Topminnow, Gila (incl. Yaqui) ( <i>Poeciliopsis occidentalis</i> ) - Wherever found	E	\$1,305,800	\$1,139,737,583
130	Sea turtle, green ( <i>Chelonia mydas</i> ) - East Pacific DPS	T	\$1,278,531	\$1,141,016,114
131	Chub, Gila ( <i>Gila intermedia</i> ) - Wherever found	E	\$1,237,727	\$1,142,253,841
132	Coral, staghorn ( <i>Acropora cervicornis</i> ) - Wherever found	T	\$1,234,097	\$1,143,487,938
133	Beetle, American burying ( <i>Nicrophorus americanus</i> ) - Wherever found, except where listed as an experimental population	E	\$1,225,274	\$1,144,713,212
134	Steelhead ( <i>Oncorhynchus</i> (=Salmo) mykiss) - Middle Columbia River DPS	EXPN	\$1,213,970	\$1,145,927,182
135	Sturgeon, Atlantic ( <i>Acipenser oxyrinchus oxyrinchus</i> ) - Gulf of Maine DPS	T	\$1,192,663	\$1,147,119,845
136	Turtle, bog ( <i>Glemmys muhlenbergii</i> ) - Wherever found, except GA, NC, SC, TN, VA	T	\$1,183,444	\$1,148,303,289
137	Sturgeon, Atlantic ( <i>Acipenser oxyrinchus oxyrinchus</i> ) - Chesapeake Bay DPS	E	\$1,151,249	\$1,149,454,538
138	Kite, Everglade snail ( <i>Rostrhamus sociabilis plumbeus</i> ) - Wherever found	E	\$1,136,523	\$1,150,591,061
139	Prairie-chicken, lesser ( <i>Tympanuchus pallidicinctus</i> ) - Wherever found	T	\$1,134,526	\$1,151,725,587
140	Abalone, Black ( <i>Haliotis cracherodii</i> ) - Wherever found	E	\$1,127,055	\$1,152,852,642
141	Tagpole shrimp, vernal pool ( <i>Lepidurus packardii</i> ) - Wherever found	E	\$1,116,870	\$1,153,969,512



Rank	Species (50 CFR Part 17)	Status	Species Total	Cumulative Total
142	Crow, Hawaiian (=alala) ( <i>Corvus hawaiiensis</i> ) - Wherever found	E	\$1,113,181	\$1,155,082,693
143	Shearwater, Newell's Townsend's ( <i>Puffinus auricularis newelli</i> ) - Wherever found	T	\$1,106,222	\$1,156,188,915
144	Sparrow, Cape Sable seaside ( <i>Ammodramus maritimus mirabilis</i> ) - Wherever found	E	\$1,105,627	\$1,157,294,542
145	Rhinoceros, black ( <i>Diceros bicornis</i> ) - Africa	E	\$1,087,500	\$1,158,382,042
146	Frog, Sierra Nevada Yellow-legged ( <i>Rana sierrae</i> ) - Wherever found	E	\$1,076,657	\$1,159,458,699
147	Whale, false killer ( <i>Pseudorca crassidens</i> ) - Main Hawaiian Islands Insular DPS	E	\$1,073,275	\$1,160,531,974
148	Sturgeon, Atlantic ( <i>Acipenser oxyrinchus oxyrinchus</i> ) - South Atlantic DPS	E	\$1,067,114	\$1,161,599,088
149	Knot, red ( <i>Calidris canutus rufa</i> ) - Wherever found	T	\$1,051,480	\$1,162,650,568
150	Warbler (=wood), golden-cheeked ( <i>Dendroica chrysoparia</i> ) - Wherever found	E	\$1,050,715	\$1,163,701,283
151	Sea turtle, green ( <i>Chelonia mydas</i> ) - South Atlantic DPS	T	\$1,040,944	\$1,164,742,227
152	Petrel, Hawaiian ( <i>Pterodroma sandwichensis</i> ) - Wherever found	E	\$1,037,195	\$1,165,779,422
153	Sea turtle, green ( <i>Chelonia mydas</i> ) - Central North Pacific DPS	T	\$1,036,007	\$1,166,815,429
154	Lizard, blunt-nosed leopard ( <i>Gambelia silus</i> ) - Wherever found	E	\$1,027,064	\$1,167,842,493
155	Gibbons ( <i>Hyllobates</i> spp. (including <i>Nomascus</i> )) - Wherever found	E	\$1,018,400	\$1,168,860,893
156	Wedgemussel, dwarf ( <i>Alasmidonta heterodon</i> ) - Wherever found	E	\$1,016,736	\$1,169,877,629
157	Crow, Mariana (=aga) ( <i>Corvus kubaryi</i> ) - Wherever found	E	\$990,338	\$1,170,867,967
158	Rail, California clapper ( <i>Rallus longirostris obsoletus</i> ) - Wherever found	E	\$983,279	\$1,171,851,246
159	Wolf, red ( <i>Canis rufus</i> ) - U.S.A. (portions of NC and TN)	EXP	\$973,097	\$1,172,824,343
160	Whale, bowhead ( <i>Balaena mysticetus</i> ) - Wherever found	E	\$972,511	\$1,173,796,854
161	Spikedace ( <i>Meda fulgida</i> ) - Wherever found	E	\$967,603	\$1,174,764,457
162	Bear, Louisiana black ( <i>Ursus americanus luteolus</i> ) - Wherever found	T	\$962,617	\$1,175,727,074
163	Minnow, loach ( <i>Tiaroga cobitis</i> ) - Wherever found	E	\$956,341	\$1,176,683,415
164	Sawfish, smalltooth ( <i>Pristis pectinata</i> ) - US DPS - Smalltooth sawfish originating from U.S. waters.	E	\$946,959	\$1,177,630,374
165	Sucker, June ( <i>Chasmistes liorus</i> ) - Wherever found	E	\$934,900	\$1,178,565,274
166	Pupfish, Devils Hole ( <i>Cyprinodon diabolis</i> ) - Wherever found	E	\$932,403	\$1,179,497,677
167	Sucker, Santa Ana ( <i>Catostomus santaanae</i> ) - 3 CA river basins	T	\$922,402	\$1,180,420,079

Rank	Species (50 CFR Part 17)	Status	Species Total	Cumulative Total
168	Goose, Hawaiian (Branta (=Nesochen) sandvicensis) - Wherever found	E	\$909,535	\$1,181,329,614
169	Pocket gopher, Tenino (Thomomys mazama tumuli) - Wherever found	T	\$908,775	\$1,182,238,389
170	Beetle, valley elderberry longhorn (Desmocerus californicus dimorphus) - Wherever found	T	\$907,854	\$1,183,146,243
171	Stilt, Hawaiian (Himantopus mexicanus knudseni) - Wherever found	E	\$898,229	\$1,184,044,472
172	Frog, Chiricahua leopard (Rana chiricahuensis) - Wherever found	T	\$898,059	\$1,184,942,531
173	Skink, sand (Neoseps reynoldsi) - Wherever found	T	\$894,285	\$1,185,836,816
174	Crane, whooping (Grus americana) - Wherever found, except where listed as an experimental population	E	\$882,113	\$1,186,718,929
175	Higgins eye (pearlymussel) (Lampsilis higginsii) - Wherever found	E	\$881,978	\$1,187,600,907
176	Sturgeon, Atlantic (Acipenser oxyrinchus oxyrinchus) - New York Bight DPS	E	\$858,655	\$1,188,459,562
177	Otter, southern sea (Enhydra lutris nereis) - Wherever found	T	\$836,029	\$1,189,295,591
178	Alligator, American (Alligator mississippiensis) - Wherever found	SAT	\$835,957	\$1,190,131,548
179	Jaguar (Panthera onca) - Wherever found	E	\$829,353	\$1,190,960,901
180	Mouse, Pacific pocket (Perognathus longimembris pacificus) - Wherever found	E	\$806,257	\$1,191,767,158
181	Butterfly, bay checkerspot (Euphydryas editha bayensis) - Wherever found	T	\$790,057	\$1,192,557,215
182	Sea turtle, green (Chelonia mydas) - Central South Pacific DPS	E	\$782,880	\$1,193,340,095
183	Rockfish, yelloweye (Sebastes ruberrimus) - Puget Sound - Georgia Basin DPS	T	\$727,095	\$1,194,067,190
184	Mussel, snuffbox (Epioblasma triquetra) - Wherever found	E	\$723,285	\$1,194,790,475
185	Rockfish, canary (Sebastes pinniger) - Puget Sound - Georgia Basin DPS	T	\$721,521	\$1,195,511,996
186	Sea turtle, olive ridley (Lepidochelys olivacea) - Wherever found, except when listed as endangered under 50 CFR 224.101	T	\$721,272	\$1,196,233,268
187	Warbler, Kirtland's (Setophaga kirtlandii (= Dendroica kirtlandii) - Wherever found	E	\$684,806	\$1,196,918,074
188	Bocaccio (Sebastes paucispinis) - Puget Sound - Georgia Basin DPS	E	\$681,045	\$1,197,599,119
189	Deer, Columbian white-tailed (Odocoileus virginianus leucurus) - Columbia River DPS	E	\$665,268	\$1,198,264,387
190	Coot, Hawaiian (Fulica americana alai) - Wherever found	E	\$657,706	\$1,198,922,093

Rank	Species (50 CFR Part 17)	Status	Species Total	Cumulative Total
191	Bat, Virginia big-eared ( <i>Corynorhinus</i> (=Plecotus) <i>townsendii</i> virginianus) - Wherever found	E	\$654,657	\$1,199,576,750
192	Condor, California ( <i>Gymnogyps californianus</i> ) - U.S.A. only, except where listed as an experimental population	E	\$637,125	\$1,200,213,875
193	Butterfly, Fender's blue ( <i>Icaricia icarioides fenderi</i> ) - Wherever found	E	\$630,579	\$1,200,844,454
194	Sparrow, San Clemente sage ( <i>Amphispiza belli</i> clementeae) - Wherever found	T	\$622,397	\$1,201,466,851
195	Elktoe, Appalachian ( <i>Alasmidonta raveneliana</i> ) - Wherever found	E	\$617,962	\$1,202,084,813
196	Salamander, frosted flatwoods ( <i>Ambystoma cingulatum</i> ) - Wherever found	T	\$615,465	\$1,202,700,278
197	Coral, Mountainous Star ( <i>Orbicella faveolata</i> ) - Wherever found	T	\$602,894	\$1,203,303,172
198	Eider, spectacled ( <i>Somateria fischeri</i> ) - Wherever found	T	\$595,886	\$1,203,899,058
199	Gartersnake, northern Mexican ( <i>Thamnophis eques</i> megalops) - Wherever found	T	\$589,474	\$1,204,488,532
200	Rhinoceros, Sumatran ( <i>Dicerorhinus sumatrensis</i> ) - Wherever found	E	\$588,000	\$1,205,076,532
201	Pogonia, small whorled ( <i>Isotria medeoloides</i> ) - Wherever found	T	\$578,963	\$1,205,655,495
202	Coral, elkhorn ( <i>Acropora palmata</i> ) - Wherever found	T	\$577,494	\$1,206,232,989
203	Crane, Mississippi sandhill ( <i>Grus canadensis pulla</i> ) - Wherever found	E	\$575,239	\$1,206,808,228
204	Darter, Cherokee ( <i>Etheostoma scotti</i> ) - Wherever found	T	\$565,120	\$1,207,373,348
205	Fritillary, Gentner's ( <i>Fritillaria gentneri</i> ) - Wherever found	E	\$564,567	\$1,207,937,915
206	Chaffseed, American ( <i>Schwalbea americana</i> ) - Wherever found	E	\$561,368	\$1,208,499,283
207	Paintbrush, golden ( <i>Castilleja levisecta</i> ) - Wherever found	T	\$561,097	\$1,209,060,380
208	Darter, Etowah ( <i>Etheostoma etowahae</i> ) - Wherever found	E	\$554,620	\$1,209,615,000
209	Lupine, Kincaid's ( <i>Lupinus sulphureus</i> ssp. <i>kincaidii</i> ) - Wherever found	T	\$553,207	\$1,210,168,207
210	Duck, Hawaiian (=koloa) ( <i>Anas wyvilliana</i> ) - Wherever found	E	\$553,014	\$1,210,721,221
211	Woundfin ( <i>Plagopterus argentissimus</i> ) - Wherever found, except where listed as an experimental population	E	\$551,800	\$1,211,273,021
212	Bean, rayed ( <i>Villosa fabalis</i> ) - Wherever found	E	\$534,947	\$1,211,807,968
213	Pronghorn, Sonoran ( <i>Antilocapra americana sonoriensis</i> ) - U.S.A. (AZ), Mexico	EXPN	\$530,979	\$1,212,338,947
214	Bat, lesser long-nosed ( <i>Leptonycteris curasoae verbabuenae</i> ) - Wherever found	E	\$523,261	\$1,212,862,208
215	Prairie-chicken, Attwater's greater ( <i>Tympanuchus cupido attwateri</i> ) - Wherever found	E	\$520,400	\$1,213,382,608

Rank	Species (50 CFR Part 17)	Status	Species Total	Cumulative Total
216	Pupfish, desert (Cyprinodon maculatus) - Wherever found	E	\$517,456	\$1,213,900,064
217	Chub, Virgin River (Gila seminuda (=robusta)) - Wherever found	E	\$516,900	\$1,214,416,964
218	Skipperling, Poweshiek (Oarisma poweshiek) - Wherever found	E	\$516,464	\$1,214,933,428
219	Whale, North Pacific Right (Eubalaena japonica) - Wherever found	E	\$510,039	\$1,215,443,467
220	Goby, tidewater (Eucyclogobius newberryi) - Wherever found	E	\$509,665	\$1,215,953,132
221	Coral, Lobed Star (Orbicella annularis) - Wherever found	T	\$507,164	\$1,216,460,296
222	Ladies'-tresses, Ute (Spiranthes diluvialis) - Wherever found	T	\$504,649	\$1,216,964,945
223	Coral, Pillar (Dendrogyra cylindricus) - Wherever found	T	\$503,520	\$1,217,468,465
224	Coral, Rough Cactus (Mycetophyllia ferox) - Wherever found	T	\$503,364	\$1,217,971,829
225	Vireo, Black-capped (Vireo atricapilla) - Wherever found	E	\$483,186	\$1,218,455,015
226	Crane, whooping (Grus americana) - U.S.A. (CO, ID, FL, NM, UT, and the western half of Wyoming)	EXPN	\$477,059	\$1,218,932,074
227	Tern, roseate (Sterna dougallii dougallii) - northeast U.S. nesting pop.	E	\$470,225	\$1,219,402,299
228	Panda, giant (Ailuropoda melanoleuca) - Wherever found	E	\$469,200	\$1,219,871,499
229	Bat, Florida bonneted (Eumops floridanus) - Wherever found	E	\$465,300	\$1,220,336,799
230	Coral, Boulder star (Orbicella franksi) - Wherever found	T	\$461,318	\$1,220,798,117
231	Rail, light-footed clapper (Rallus longirostris levipes) - Wherever found	E	\$459,816	\$1,221,257,933
232	Sturgeon, Atlantic (Acipenser oxyrinchus oxyrinchus) - Carolina DPS	E	\$459,137	\$1,221,717,070
233	Butterfly, Oregon silverspot (Speyeria zerene hippolyta) - Wherever found	T	\$458,095	\$1,222,175,165
234	Salamander, California tiger (Ambystoma californiense) - U.S.A. (Central CA DPS)	T	\$457,779	\$1,222,632,944
235	Heelsplitter, Carolina (Lasmigona decorata) - Wherever found	E	\$454,057	\$1,223,087,001
236	Kangaroo rat, Stephens' (Dipodomys stephensi (incl. D. cactus)) - Wherever found	E	\$447,930	\$1,223,534,931
237	Crocodile, American (Crocodylus acutus) - U.S.A. (FL)	T	\$447,877	\$1,223,982,808
238	Caribou, Woodland (Rangifer tarandus caribou) - Selkirk Mountain population	E	\$446,061	\$1,224,428,869
239	Mouse, Perdido Key beach (Peromyscus polionotus trissyllepis) - Wherever found	E	\$445,399	\$1,224,874,268
240	Salamander, Reticulated flatwoods (Ambystoma bishopi) - Wherever found	E	\$444,373	\$1,225,318,641

Rank	Species (50 CFR Part 17)	Status	Species Total	Cumulative Total
241	Butterfly, Quino checkerspot (Euphydryas editha quino (=E. e. wrighti)) - Wherever found	E	\$438,641	\$1,225,757,282
242	Falcon, northern aplomado (Falco femoralis septentrionalis) - U.S.A (AZ, NM)	EXPN	\$432,253	\$1,226,189,535
243	Mucket, pink (pearlymussel) (Lampsilis abrupta) - Wherever found	E	\$432,186	\$1,226,621,721
244	Sumac, Michaux's (Rhus michauxii) - Wherever found	E	\$424,635	\$1,227,046,356
245	Trout, Greenback Cutthroat (Oncorhynchus clarki stomias) - Wherever found	T	\$423,077	\$1,227,469,433
246	Whale, gray (Eschrichtius robustus) - Western North Pacific DPS	E	\$421,797	\$1,227,891,230
247	Peppergrass, Slickspot (Lepidium papilliferum) -	T	\$417,702	\$1,228,308,932
248	Skink, bluetail mole (Eumeces egregius lividus) - Wherever found	T	\$411,300	\$1,228,720,232
249	Catchfly, Spalding's (Silene spaldingii) - Wherever found	T	\$410,926	\$1,229,131,158
250	Frog, dusky gopher (Rana sevosa) - Wherever found	E	\$410,519	\$1,229,541,677
251	Trout, Gila (Oncorhynchus gilae) - Wherever found	T	\$410,501	\$1,229,952,178
252	Otter, Northern Sea (Enhydra lutris kenyoni) - Southwest Alaska DPS	T	\$402,909	\$1,230,355,087
253	Rail, Guam (Rallus owstoni) - Wherever found, except where listed as an experimental population	E	\$396,574	\$1,230,751,661
254	Pronghorn, Sonoran (Antilocapra americana sonoriensis) - Wherever found, except where listed as an experimental population	E	\$394,068	\$1,231,145,729
255	Snails, Oahu tree (Achatinella spp.) - Wherever found	E	\$390,715	\$1,231,536,444
256	Water-umbel, Huachuca (Lilaeopsis schaffneriana var. recurva) - Wherever found	E	\$390,200	\$1,231,926,644
257	Mouse, Preble's meadow jumping (Zapus hudsonius preblei) - wherever found	T	\$390,108	\$1,232,316,752
258	Akiki (Oreomystis bairdi) - Wherever found	E	\$385,946	\$1,232,702,698
259	Chimpanzee (Pan troglodytes) - Wherever found	E	\$378,000	\$1,233,080,698
260	Bush-mallow, San Clemente Island (Malacothamnus clementinus) - Wherever found	E	\$376,610	\$1,233,457,308
261	Fairy shrimp, longhorn (Branchinecta longiantenna) - Wherever found	E	\$376,067	\$1,233,833,375
262	Amaranth, seabeach (Amaranthus pumilus) - Wherever found	T	\$374,370	\$1,234,207,745
263	Akekee (Loxops caeruleirostris) - Wherever found	E	\$373,849	\$1,234,581,594
264	Dragonfly, Hine's emerald (Somatochlora hineana) - Wherever found	E	\$373,758	\$1,234,955,352
265	Clover, running buffalo (Trifolium stoloniferum) - Wherever found	E	\$373,442	\$1,235,328,794
266	Skipper, Dakota (Hesperia dactotae) - Wherever found	T	\$373,074	\$1,235,701,868

Rank	Species (50 CFR Part 17)	Status	Species Total	Cumulatative Total
267	Mouse, Alabama beach (Peromyscus polionotus ammobates) - Wherever found	E	\$371,090	\$1,236,072,958
268	Kingfisher, Guam (Todiramphus cinnamominus) - Wherever found	E	\$357,189	\$1,236,430,147
269	Toad, Houston (Bufo houstonensis) - Wherever found	E	\$355,000	\$1,236,785,147
270	No Common Name (Acropora globiceps) - Wherever found	T	\$349,425	\$1,237,134,572
271	Howellia, water (Howellia aquatilis) - Wherever found	T	\$348,486	\$1,237,483,058
272	Salamander, Sonora tiger (Ambystoma tigrinum stebbinsi) - Wherever found	E	\$347,032	\$1,237,830,090
273	Mouse, New Mexico meadow jumping (Zapus hudsonius luteus) - Wherever found	E	\$345,292	\$1,238,175,382
274	No Common Name (Acropora jacquelineae) - Wherever found	T	\$345,100	\$1,238,520,482
274	No Common Name (Euphyllia paradivisa) - Wherever found	T	\$345,100	\$1,238,865,582
274	No Common Name (Acropora speciosa) - Wherever found	T	\$345,100	\$1,239,210,682
274	No Common Name (Isopora crateriformis) - Wherever found	T	\$345,100	\$1,239,555,782
275	No Common Name (Acropora rudis) - Wherever found	T	\$345,000	\$1,239,900,782
276	Pocket gopher, Roy Prairie (Thomomys mazama glacialis) - Wherever found	T	\$340,833	\$1,240,241,615
277	Frog, mountain yellow-legged (Rana muscosa) - Northern California DPS	E	\$339,152	\$1,240,580,767
278	No Common Name (Seriatozora aculeata) - Wherever found	T	\$339,125	\$1,240,919,892
279	Bobwhite, masked (quail) (Colinus virginianus ridgwayi) - Wherever found	E	\$337,212	\$1,241,257,104
280	Buckwheat, scrub (Eriogonum longifolium var. gnaphalifolium) - Wherever found	T	\$336,271	\$1,241,593,375
281	No Common Name (Pavona diffluens) - Wherever found	T	\$335,424	\$1,241,928,799
282	No Common Name (Acropora lokani) - Wherever found	T	\$335,000	\$1,242,263,799
282	No Common Name (Acropora pharaonis) - Wherever found	T	\$335,000	\$1,242,598,799
282	No Common Name (Porites napopora) - Wherever found	T	\$335,000	\$1,242,933,799
283	Sucker, Warner (Catostomus warnerensis) - Wherever found	T	\$327,204	\$1,243,261,003
284	Bonamia, Florida (Bonamia grandiflora) - Wherever found	T	\$323,908	\$1,243,584,911
285	Pocketbook, fat (Potamilus capax) - Wherever found	E	\$320,884	\$1,243,905,795
286	Kangaroo rat, giant (Dipodomys ingens) - Wherever found	E	\$320,683	\$1,244,226,478
287	Prairie dog, Utah (Cynomys parvidens) - Wherever found	T	\$319,085	\$1,244,545,563
288	Jewelflower, Metcalf Canyon (Streptanthus albidus ssp. albidus) - Wherever found	E	\$315,370	\$1,244,860,933

Rank	Species (50 CFR Part 17)	Status	Species Total	Cumulative Total
289	Bat, Ozark big-eared ( <i>Corynorhinus (=Plecotus) townsendii</i> ingens) - Wherever found	E	\$314,682	\$1,245,175,615
290	Snail, Snake River physa ( <i>Physa natricina</i> ) - Wherever found	E	\$313,592	\$1,245,489,207
291	Pigeon wings ( <i>Cilitoria fragrans</i> ) - Wherever found	T	\$311,008	\$1,245,800,215
292	Sea turtle, loggerhead ( <i>Caretta caretta</i> ) - Northeast Atlantic Ocean DPS	E	\$310,010	\$1,246,110,225
293	Squirrel, Northern Idaho Ground ( <i>Urocyonellus brunneus</i> ) - Wherever found	T	\$308,283	\$1,246,418,508
294	Toad, Wyoming ( <i>Bufo hemiophrys baxteri</i> ) - Wherever found	E	\$305,808	\$1,246,724,316
295	Townsendia, Last Chance ( <i>Townsendia aprica</i> ) - Wherever found	T	\$305,252	\$1,247,029,568
296	Mussel, sheepnose ( <i>Plethobasus cyphus</i> ) - Wherever found	E	\$305,081	\$1,247,334,649
297	Spectaclecase (mussel) ( <i>Cumberlandia monodonta</i> ) - Wherever found	E	\$302,089	\$1,247,636,738
298	Orangutan ( <i>Pongo pygmaeus</i> ) - Wherever found	E	\$291,200	\$1,247,927,938
299	Tortoise, desert ( <i>Gopherus agassizii</i> ) - AZ south and east of Colorado R., and Mexico, when found outside of Mexico or said range in AZ	SAT	\$291,113	\$1,248,219,051
300	Milk-vetch, Peitson's ( <i>Astragalus magdalenae</i> var. peitsonii) - Wherever found	T	\$287,872	\$1,248,506,923
301	Spinymussel, Tar River ( <i>Elliptio steinstansana</i> ) - Wherever found	E	\$286,942	\$1,248,793,865
302	Pink, swamp ( <i>Helonias bullata</i> ) - Wherever found	T	\$283,214	\$1,249,077,079
303	Desert-patsley, Bradshaw's ( <i>Lomatium bradshawii</i> ) - Wherever found	E	\$279,503	\$1,249,356,582
304	Vole, Amargosa ( <i>Microtus californicus scirpensis</i> ) - Wherever found	E	\$279,419	\$1,249,636,001
305	Sheep, Sierra Nevada bighorn ( <i>Ovis canadensis sierrae</i> ) - Sierra Nevada	E	\$277,678	\$1,249,913,679
306	Rhinoceros, great Indian ( <i>Rhinoceros unicornis</i> ) - Nepal, India	E	\$277,200	\$1,250,190,879
307	Elepaio, Oahu ( <i>Chasiempis ibidis</i> ) - Wherever found	E	\$275,254	\$1,250,466,133
308	Mapleleaf, winged ( <i>Quadrula fragosa</i> ) - Wherever found, except where listed as an experimental population	E	\$274,016	\$1,250,740,149
309	Sea turtle, loggerhead ( <i>Caretta caretta</i> ) - South Atlantic Ocean DPS	T	\$273,258	\$1,251,013,407
310	Fiddleneck, large-flowered ( <i>Amsinckia grandiflora</i> ) - Wherever found	E	\$273,050	\$1,251,286,457
311	Goldfields, Contra Costa ( <i>Lasthenia conjugens</i> ) - Wherever found	E	\$263,197	\$1,251,549,654

Rank	Species (50 CFR Part 17)	Status	Species Total	Cumulative Total
312	Swiftlet, Mariana gray (Aerodramus vanikorensis bartschi) - Wherever found	E	\$262,043	\$1,251,811,697
313	Butterfly, Mitchell's satyr (Neonympha mitchellii mitchellii) - Wherever found	E	\$261,140	\$1,252,072,837
314	Beargrass, Britton's (Nolina brittoniana) - Wherever found	E	\$259,700	\$1,252,332,537
315	Wolf, maned (Chrysocyon brachyurus) - Wherever found	E	\$259,000	\$1,252,591,537
316	Shiner, Arkansas River (Notropis girardi) - Arkansas River Basin (AR, KS, NM, OK, TX)	T	\$258,778	\$1,252,850,315
317	Crane, whooping (Grus americana) - U.S.A. (AL, AR, CO, FL, GA, ID, IL, IN, IA, KY, LA, MI, MN, MS, MO, NC, NM, OH, SC, TN, UT, VA, WI, WV, western half of WY)	EXPN	\$258,404	\$1,253,108,719
318	Pimpleback, orangefoot (pearlymussel) (Plethobasus cooperianus) - Wherever found	E	\$257,820	\$1,253,366,539
319	Snake, San Francisco garter (Thamnophis sirtalis tetrataenia) - Wherever found	E	\$255,681	\$1,253,622,220
320	Cavefish, Ozark (Amblyopsis rosae) - Wherever found	T	\$255,566	\$1,253,877,786
321	No Common Name (Hesperomannia arborescens) - Wherever found	E	\$254,541	\$1,254,132,327
322	Yerba santa, Lompoc (Eriodictyon capitatum) - Wherever found	E	\$253,894	\$1,254,386,221
323	Ceanothus, coyote (Ceanothus ferrisae) - Wherever found	E	\$252,920	\$1,254,639,141
324	Rhinoceros, northern white (Ceratotherium simum cottoni) - Zaire, Uganda, Sudan, Central African Republic	E	\$251,000	\$1,254,890,141
325	Pocket gopher, Yelm (Thomomys mazama yelmensis) - Wherever found	T	\$250,505	\$1,255,140,646
326	Four-o'clock, MacFarlane's (Mirabilis macfarlanei) - Wherever found	T	\$250,126	\$1,255,390,772
327	Toad, Yosemite (Anaxyrus canorus) - Wherever found	T	\$249,034	\$1,255,639,806
328	Butterfly, Saint Francis' satyr (Neonympha mitchellii francisci) - Wherever found	E	\$248,939	\$1,255,888,745
329	Shiner, Cape Fear (Notropis mekistocholas) - Wherever found	E	\$247,380	\$1,256,136,125
330	Wolf, red (Canis rufus) - Wherever found, except where listed as an experimental population	E	\$246,268	\$1,256,382,393
331	Woolly-threads, San Joaquin (Monolopia (=Lembertia congdonii) - Wherever found	E	\$245,580	\$1,256,627,973
332	Nanu (Gardenia manii) - Wherever found	E	\$245,279	\$1,256,873,252
333	Gallinule, Hawaiian common (Gallinula galeata sandwicensis) - Wherever found	E	\$244,074	\$1,257,117,326
334	No Common Name (Abution sandwicense) - Wherever found	E	\$243,051	\$1,257,360,377
335	Ha'iwale (Cyrtandra dentata) - Wherever found	E	\$241,982	\$1,257,602,359



Rank	Species (50 CFR Part 17)	Status	Species Total	Cumulative Total
336	Woodland-star, San Clemente Island (Lithophragma maximum) - Wherever found	E	\$240,208	\$1,257,842,567
337	Pangolin, Temnick's ground (Manis temminckii) - Wherever found	E	\$238,500	\$1,258,081,067
338	Iagu, Hayun (=Guam), Tronkon guafi (Rota)) (Serianthes nelsonii) - Wherever found	E	\$234,647	\$1,258,315,714
339	Loosestrife, rough-leaved (Lysimachia asperulaefolia) - Wherever found	E	\$232,167	\$1,258,547,881
340	Sparrow, Florida grasshopper (Ammodramus savannarum floridanus) - Wherever found	E	\$231,330	\$1,258,779,211
341	Crane, whooping (Grus americana) - U.S.A (Southwestern Louisiana)	EXPN	\$228,260	\$1,259,007,471
342	Bat, Mariana fruit (=Mariana flying fox) (Pteropus mariannus mariannus) - Wherever found	T	\$225,901	\$1,259,233,372
343	Rhinoceros, Javan (Rhinoceros sondaicus) - Sikkim, Thailand, Malaysia, Indonesia, Indochina, Burma, Bangladesh	E	\$225,000	\$1,259,458,372
344	Logperch, Roanoke (Percina rex) - Wherever found	E	\$224,203	\$1,259,682,575
345	No Common Name (Tuberolabium guamense) - Wherever found	T	\$222,090	\$1,259,904,665
346	Darter, Okaloosa (Etheostoma okaloosae) - Wherever found	T	\$222,072	\$1,260,126,737
347	Daisy, Willamette (Erigeron decumbens) - Wherever found	E	\$220,188	\$1,260,346,925
348	Seal, Guadalupe fur (Arctocephalus townsendi) - Wherever found	T	\$218,225	\$1,260,565,150
349	Ho'awa (Pitiosporum napaliense) - Wherever found	E	\$217,857	\$1,260,783,007
350	Hawk, Hawaiian (=Io) (Buteo solitarius) - Wherever found	E	\$216,759	\$1,260,999,766
351	Tuji chub, Mohave (Gila bicolor ssp. mohavensis) - Wherever found	E	\$216,558	\$1,261,216,324
352	Meadowfoam, large-flowered woolly (Limnanthes pumila grandiflora) - Wherever found	E	\$215,907	\$1,261,432,231
353	Kangaroo rat, Fresno (Dipodomys nitratoides exilis) - Wherever found	E	\$214,381	\$1,261,646,612
354	Butterfly, Uncompahgre fritillary (Boloria acrocnema) - Wherever found	E	\$213,215	\$1,261,859,827
355	Gartersnake, narrow-headed (Thamnophis rufipunctatus) - Wherever found	T	\$213,200	\$1,262,073,027
356	Cheetah (Acinonyx jubatus) - Wherever found	E	\$212,100	\$1,262,285,127
357	Moorhen, Mariana common (Gallinula chloropus guami) - Wherever found	E	\$209,257	\$1,262,494,384
358	Snail, Bliss Rapids (Taylorconcha serpenticola) - Wherever found	T	\$208,983	\$1,262,703,367
359	Dace, Moapa (Moapa coriacea) - Wherever found	E	\$204,404	\$1,262,907,771

Rank	Species (50 CFR Part 17)	Status	Species Total	Cumulative Total
360	Heartleaf, dwarf-flowered (Hexastylis naniflora) - Wherever found	T	\$202,876	\$1,263,110,647
361	Pikeminnow (=squawfish), Colorado (Ptychocheilus lucius) - Salt and Verde R. drainages, AZ	EXPN	\$202,689	\$1,263,313,336
362	Falcon, Eurasian peregrine (Falco peregrinus peregrinus) - Wherever found	E	\$202,655	\$1,263,515,991
363	Totoaba (seatrout or weakfish) (Cynoscion macdonaldi) - Wherever found	E	\$200,000	\$1,263,715,991
364	Lion (Panthera leo ssp. leo) - Wherever found	E	\$199,900	\$1,263,915,891
365	Darter, Niangua (Etheostoma nianguae) - Wherever found	T	\$197,826	\$1,264,113,717
366	Kuahiwi laukahi (Plantago princeps) - Wherever found	E	\$195,991	\$1,264,309,708
367	Spiraea, Virginia (Spiraea virginiana) - Wherever found	T	\$195,197	\$1,264,504,905
368	Piperia, Yadon's (Piperia yadonii) - Wherever found	E	\$194,021	\$1,264,698,926
369	Thistle, Pitcher's (Cirsium pitcheri) - Wherever found	T	\$193,204	\$1,264,892,130
370	Towhee, Inyo California (Pipilo crissalis eremophilus) - Wherever found	T	\$192,406	\$1,265,084,536
371	Rabbitfoot (Quadrula cylindrica cylindrica) - Wherever found	T	\$189,057	\$1,265,273,593
372	Cactus, Colorado hookless (Sclerocactus glaucus) - Wherever found	T	\$188,088	\$1,265,461,681
373	Salamander, Austin blind (Eurycea waterlooensis) - Wherever found	E	\$188,000	\$1,265,649,681
374	Salamander, Jollyville Plateau (Eurycea tonkawae) - Wherever found	T	\$185,000	\$1,265,834,681
375	Ohai (Sesbania tomentosa) - Wherever found	E	\$176,279	\$1,266,010,960
376	Spiny mussel, James (Pleurobema collina) - Wherever found	E	\$173,483	\$1,266,184,443
377	Stickleback, unarmored threespine (Gasterosteus aculeatus williamsoni) - Wherever found	E	\$171,971	\$1,266,356,414
378	Catfish, Yaqui (Ictalurus pricei) - Wherever found	T	\$170,900	\$1,266,527,314
379	Orchid, western prairie fringed (Platanthera praeclara) - Wherever found	T	\$170,320	\$1,266,697,634
380	Dace, desert (Eremichthys acros) - Wherever found	T	\$169,262	\$1,266,866,896
381	Springsnail, Bruneau Hot (Pyrgulopsis bruneauensis) - Wherever found	E	\$167,600	\$1,267,034,496
382	Duck, Laysan (Anas laysanensis) - Wherever found	E	\$166,648	\$1,267,201,144
383	Pondberry (Lindera melissifolia) - Wherever found	E	\$166,458	\$1,267,367,602
384	Popcornflower, rough (Plagiobothrys hirtus) - Wherever found	E	\$166,000	\$1,267,533,602
385	Fairy shrimp, San Diego (Branchinecta sandiegonensis) - Wherever found	E	\$163,618	\$1,267,697,220

Rank	Species (50 CFR Part 17)	Status	Species Total	Cumulative Total
386	Skipper, Catson wandering (Pseudocopaedeos eunus obscurus) - Wherever found	E	\$162,718	\$1,267,859,938
387	Kangaroo rat, Tipton (Dipodomys nitratoides nitratoides) - Wherever found	E	\$161,924	\$1,268,021,862
388	Spineflower, Orcutt's (Chorizanthe orcuttiana) - Wherever found	E	\$160,302	\$1,268,182,164
389	Thrush, small Kauai (=puaiohi) (Myadestes palmeri) - Wherever found	E	\$159,325	\$1,268,341,489
390	Fox, San Miguel Island (Urocyon littoralis littoralis) - wherever found	E	\$157,712	\$1,268,499,201
391	Riffleshell, northern (Epioblasma torulosa rangiana) - Wherever found	E	\$157,146	\$1,268,656,347
392	Mahoe (Alectryon macrococcus) - Wherever found	E	\$156,917	\$1,268,813,264
393	Ma'o hau hele, (=native yellow hibiscus) (Hibiscus brackenridgei) - Wherever found	E	\$156,472	\$1,268,969,736
394	Sea turtle, green (Chelonia mydas) - East Indian-West Pacific DPS	T	\$155,000	\$1,269,124,736
395	Clubshell (Pleurobema clava) - Wherever found; Except where listed as Experimental Populations	E	\$154,519	\$1,269,279,255
396	Dace, Foscett speckled (Rhinichthys osculus ssp.) - Wherever found	T	\$153,490	\$1,269,432,745
397	Madtom, Neosho (Noturus placidus) - Wherever found	T	\$147,942	\$1,269,580,687
398	Quillwort, Louisiana (Isoetes louisianensis) - Wherever found	E	\$147,932	\$1,269,728,619
399	Rabbit, riparian brush (Sylvilagus bachmani riparius) - Wherever found	E	\$146,666	\$1,269,875,285
400	Kangaroo rat, San Bernardino Merriam's (Dipodomys merriami parvus) - Wherever found	E	\$143,970	\$1,270,019,255
401	Fanshell (Cyprogenia stegaria) - Wherever found	E	\$142,717	\$1,270,161,972
402	Harvestman, Bone Cave (Texella reyes) - Wherever found	E	\$142,500	\$1,270,304,472
403	Sunflower, Schweinitz's (Helianthus schweinitzii) - Wherever found	E	\$141,720	\$1,270,446,192
404	Cui-ui (Chasmistes cujus) - Wherever found	E	\$141,644	\$1,270,587,836
405	Lomatium, Cook's (Lomatium cookii) - Wherever found	E	\$140,980	\$1,270,728,816
406	Amole, purple (Chlorogalum purpureum) - Wherever found	T	\$140,914	\$1,270,869,730
407	Pearl mussel, cracking (Hemistena lata) - AL; Free-Flowing Reach of the Tennessee River below the Wilson Dam, Colbert and Lauderdale Counties, AL	EXPN	\$140,460	\$1,271,010,190
408	Mehamehame (Flueggea neowawraea) - Wherever found	E	\$140,045	\$1,271,150,235
409	No Common Name (Phyllostegia hirsuta) - Wherever found	E	\$139,777	\$1,271,290,012
410	Dace, blackside (Phoxinus cumberlandensis) - Wherever found	T	\$137,281	\$1,271,427,293

Rank	Species (50 CFR Part 17)	Status	Species Total	Cumulative Total
411	Pearshell, Louisiana (Margaritifera hembeli) - Wherever found	T	\$137,260	\$1,271,564,553
412	Haha (Cyanea koolauensis) - Wherever found	E	\$135,895	\$1,271,700,448
413	Parrrotbill, Maui (Kiwikiu) (Pseudonestor xanthophrys) - Wherever found	E	\$134,589	\$1,271,835,037
414	Penstemon, blowout (Penstemon haydenii) - Wherever found	E	\$133,835	\$1,271,968,872
415	Ivesia, Webber's (Ivesia webberi) - Wherever found	T	\$133,278	\$1,272,102,150
416	Kamakahala (Lobordia cyrtandrae) - Wherever found	E	\$133,083	\$1,272,235,233
417	Butterfly, El Segundo blue (Euphilotes battoides allyni) - Wherever found	E	\$132,989	\$1,272,368,222
418	Whipsnake (=striped racer), Alameda (Masticophis lateralis euryxanthus) - Wherever found	T	\$132,240	\$1,272,500,462
419	Haha (Cyanea superba) - Wherever found	E	\$131,924	\$1,272,632,386
420	No Common Name (Neraudia angulata) - Wherever found	E	\$131,878	\$1,272,764,264
421	No Common Name (Neraudia ovata) - Wherever found	E	\$131,788	\$1,272,896,052
422	Banklimber, purple (mussel) (Eliptoideus sloatianus) - Wherever found	T	\$131,570	\$1,273,027,622
423	Kulu'i (Nototrichium humile) - Wherever found	E	\$131,299	\$1,273,158,921
424	Ahinahina (Argyroxiphium sandwicense ssp. macrocephalum) - Wherever found	T	\$131,167	\$1,273,290,088
425	Threeridge, fat (mussel) (Amblema neisleri) - Wherever found	E	\$131,056	\$1,273,421,144
426	No Common Name (Schiedea kaalae) - Wherever found	E	\$130,959	\$1,273,552,103
427	No Common Name (Phyllostegia mollis) - Wherever found	E	\$129,320	\$1,273,681,423
428	No Common Name (Kadua degeneri) - Wherever found	E	\$128,798	\$1,273,810,221
429	Pupfish, Warm Springs (Cyprinodon nevadensis pectoralis) - Wherever found	E	\$128,526	\$1,273,938,747
430	No Common Name (Schiedea obovata) - Wherever found	E	\$128,451	\$1,274,067,198
431	No Common Name (Stenogyne kanehoana) - Wherever found	E	\$128,205	\$1,274,195,403
432	Haha (Cyanea grimesiana ssp. obatae) - Wherever found	E	\$128,147	\$1,274,323,550
433	No Common Name (Schiedea nuttallii) - Wherever found	E	\$128,013	\$1,274,451,563
434	No Common Name (Phyllostegia kaalaensis) - Wherever found	E	\$127,853	\$1,274,579,416
435	Akoko (Euphorbia herbstii) - Wherever found	E	\$127,360	\$1,274,706,776
436	Oha (Delissea subcordata) - Wherever found	E	\$126,706	\$1,274,833,482
437	Pailia (honeycreeper) (Loxioides bailleui) - Wherever found	E	\$126,442	\$1,274,959,924
438	Nioi (Eugenia koolauensis) - Wherever found	E	\$126,323	\$1,275,086,247
439	No Common Name (Kadua parvula) - Wherever found	E	\$125,851	\$1,275,212,098

Rank	Species (50 CFR Part 17)	Status	Species Total	Cumulative Total
440	Kamanomano ( <i>Cenchrus agrimonoides</i> ) - Wherever found	E	\$125,667	\$1,275,337,765
441	No Common Name ( <i>Tetramolopium filiforme</i> ) - Wherever found	E	\$125,176	\$1,275,462,941
442	Nā`ena`e ( <i>Dubautia herbstobatae</i> ) - Wherever found	E	\$124,525	\$1,275,587,466
442	Lo`ulu ( <i>Pritchardia kaalae</i> ) - Wherever found	E	\$124,525	\$1,275,711,991
443	Rhinoceros, Southern white ( <i>Ceratotherium simum</i> ssp. <i>simum</i> ) - Wherever found	SAT	\$124,500	\$1,275,836,491
444	No Common Name ( <i>Schiedea trinervis</i> ) - Wherever found	E	\$124,380	\$1,275,960,871
445	Haha ( <i>Cyanea longiflora</i> ) - Wherever found	E	\$124,221	\$1,276,085,092
446	No Common Name ( <i>Sanicula maritima</i> ) - Wherever found	E	\$124,076	\$1,276,209,168
447	Lau`ehu ( <i>Panicum niuhauense</i> ) - Wherever found	E	\$123,588	\$1,276,332,756
448	`Akoko ( <i>Euphorbia celastroides</i> var. <i>kaenana</i> ) - Wherever found	E	\$123,434	\$1,276,456,190
449	Lampmussel, Alabama ( <i>Lampsilis virescens</i> ) - AL: Free-Flowing Reach of the Tennessee River below the Wilson Dam, Colbert and Lauderdale Counties, AL	EXPN	\$123,340	\$1,276,579,530
450	Leopard ( <i>Panthera pardus</i> ) - except where threatened	E	\$122,600	\$1,276,702,130
451	No Common Name ( <i>Spermolepis hawaiiensis</i> ) - Wherever found	E	\$122,499	\$1,276,824,629
452	Picture-wing fly, Hawaiian ( <i>Drosophila montgomeryi</i> ) - Wherever found	E	\$121,759	\$1,276,946,388
452	Fly, Hawaiian picture-wing ( <i>Drosophila substenoptera</i> ) - Wherever found	E	\$121,759	\$1,277,068,147
453	Po`e ( <i>Portulaca sclerocarpa</i> ) - Wherever found	E	\$121,607	\$1,277,189,754
454	Shrimp, California freshwater ( <i>Syncaris pacifica</i> ) - Wherever found	E	\$120,984	\$1,277,310,738
455	Moth, Blackburn's sphinx ( <i>Manduca blackburni</i> ) - Wherever found	E	\$120,513	\$1,277,431,251
456	Sturgeon, Shovelnose ( <i>Scaphirhynchus platyrhynchus</i> ) - Wherever found	SAT	\$119,217	\$1,277,550,468
457	Ma`oli`oli ( <i>Schiedea hawaiiensis</i> ) - Wherever found	E	\$118,908	\$1,277,669,376
458	Pocket gopher, Olympia ( <i>Thomomys mazama pugetensis</i> ) - Wherever found	T	\$117,630	\$1,277,787,006
459	Sea turtle, loggerhead ( <i>Caretta caretta</i> ) - North Indian Ocean DPS	E	\$117,037	\$1,277,904,043
460	Albatross, short-tailed ( <i>Phoebastria</i> (=Diomedea) <i>albatrus</i> ) - Wherever found	E	\$116,783	\$1,278,020,826
461	No Common Name ( <i>Silene lanceolata</i> ) - Wherever found	E	\$116,296	\$1,278,137,122
462	A`e ( <i>Zanthoxylum hawaiiense</i> ) - Wherever found	E	\$116,012	\$1,278,253,134
463	Popolo ku mai ( <i>Solanum incompletum</i> ) - Wherever found	E	\$115,998	\$1,278,369,132
464	Tiger beetle, Salt Creek ( <i>Cicindela nevadica lincolniana</i> ) - Wherever found	E	\$114,073	\$1,278,483,205

Rank	Species (50 CFR Part 17)	Status	Species Total	Cumulatative Total
465	Aster, decurrent false (Boltonia decurrens) - Wherever found	T	\$113,492	\$1,278,596,697
466	No Common Name (Stenogyne angustifolia angustifolia) - Wherever found	E	\$113,324	\$1,278,710,021
467	Rabbit, Lower Keys marsh (Sylvilagus palustris hefneri) - Wherever found	E	\$113,224	\$1,278,823,245
468	Woolly-star, Santa Ana River (Eriastrum densifolium ssp. sanctorum) - Wherever found	E	\$112,626	\$1,278,935,871
469	Coneflower, smooth (Echinacea laevigata) - Wherever found	E	\$112,527	\$1,279,048,398
470	No Common Name (Asplenium peruvianum var. insulare) - Wherever found	E	\$112,103	\$1,279,160,501
471	No Common Name (Schiedea haleakalensis) - Wherever found	E	\$111,691	\$1,279,272,192
472	No Common Name (Silene hawaiiensis) - Wherever found	T	\$111,670	\$1,279,383,862
473	Honohono (Haplostachys haplostachya) - Wherever found	E	\$111,212	\$1,279,495,074
474	Chub, spottin (Erimonax monachus) - Wherever found, except where listed as an experimental population	T	\$110,969	\$1,279,606,043
475	Kio'ele (Kadua coriacea) - Wherever found	E	\$109,346	\$1,279,715,389
475	No Common Name (Vigna o-wahuensis) - Wherever found	E	\$109,346	\$1,279,824,735
476	Falcon, northern aplomado (Falco femoralis septentrionalis) - Wherever found, except where listed as an experimental population	E	\$108,459	\$1,279,933,194
477	Turtle, bog (Clemmys muhlenbergii) - U.S.A. (GA, NC, SC, TN, VA)	SAT	\$107,565	\$1,280,040,759
478	Manzanita, Franciscan (Arctostaphylos franciscana) - Wherever found	E	\$107,500	\$1,280,148,259
479	Chub, Pahranaagat roundtail (Gila robusta jordani) - Wherever found	E	\$107,289	\$1,280,255,548
480	Aupaka (Isodendron hosakae) - Wherever found	E	\$107,110	\$1,280,362,658
481	Larkspur, San Clemente Island (Delphinium variegatum ssp. kinkiense) - Wherever found	E	\$106,934	\$1,280,469,592
482	Haha (Cyanea asplenifolia) - Wherever found	E	\$106,802	\$1,280,576,394
483	No Common Name (Tetramolopium arenarium) - Wherever found	E	\$106,685	\$1,280,683,079
484	Fairy shrimp, Riverside (Streptocephalus woottoni) - Wherever found	E	\$106,600	\$1,280,789,679
485	Milk-vetch, Sentry (Astragalus cremnophylax var. cremnophylax) - Wherever found	E	\$106,272	\$1,280,895,951
486	Buckwheat, steamboat (Eriogonum ovalifolium var. williamsiae) - Wherever found	E	\$106,041	\$1,281,001,992
487	No Common Name (Lipochaeta venosa) - Wherever found	E	\$105,795	\$1,281,107,787

Rank	Species (50 CFR Part 17)	Status	Species Total	Cumulative Total
488	Indian paintbrush, San Clemente Island ( <i>Castilleja grisea</i> ) - Wherever found	T	\$105,422	\$1,281,213,209
489	Deer, musk ( <i>Moschus</i> spp. (all species)) - Afghanistan, Bhutan, Burma, China [Tibet, Yunnan], India, Nepal, Pakistan, Sikkim	E	\$105,135	\$1,281,318,344
490	Bear, brown ( <i>Ursus arctos pruinosus</i> ) - Wherever found	E	\$104,800	\$1,281,423,144
491	Harperella ( <i>Ptilimnium nodosum</i> ) - Wherever found	E	\$104,412	\$1,281,527,556
492	Lotus, San Clemente Island ( <i>Acrispion dendroideus</i> var. <i>traskiae</i> (=Lotus d. ssp. <i>traskiae</i> )) - Wherever found	T	\$104,326	\$1,281,631,882
493	Darter, leopard ( <i>Percina pantherina</i> ) - Wherever found	T	\$103,823	\$1,281,735,705
494	Pupfish, Ash Meadows Amargosa ( <i>Cyprinodon nevadensis mionectes</i> ) - Wherever found	E	\$103,103	\$1,281,838,808
495	Rockcress, Santa Cruz Island ( <i>Sibara filifolia</i> ) - Wherever found	E	\$102,338	\$1,281,941,146
496	Squirrel, Carolina northern flying ( <i>Glaucomys sabrinus coloratus</i> ) - Wherever found	E	\$101,396	\$1,282,042,542
497	Limpet, Banbury Springs ( <i>Lanx</i> sp.) - Wherever found	E	\$101,364	\$1,282,143,906
498	Trout, Apache ( <i>Oncorhynchus apache</i> ) - Wherever found	T	\$101,113	\$1,282,245,019
499	Tiger beetle, Puritan ( <i>Cicindela puritana</i> ) - Wherever found	T	\$100,829	\$1,282,345,848
500	Mussel, scaleshell ( <i>Leptodea leptodon</i> ) - Wherever found	E	\$100,752	\$1,282,446,600
501	Haiwale ( <i>Cyrtandra ferripilosa</i> ) - Wherever found	E	\$100,728	\$1,282,547,328
501	No Common Name ( <i>Phyllostegia haliakalae</i> ) - Wherever found	E	\$100,728	\$1,282,648,056
502	Butterfly, Behren's silverspot ( <i>Speyeria zerene behrensi</i> ) - Wherever found	E	\$100,572	\$1,282,748,628
503	Pupfish, Owens ( <i>Cyprinodon radiosus</i> ) - Wherever found	E	\$100,476	\$1,282,849,104
504	'Oha wai ( <i>Clermontia samuelii</i> ) - Wherever found	E	\$100,306	\$1,282,949,410
505	Seagrass, Johnson's ( <i>Halophila johnsonii</i> ) - Wherever found	T	\$99,100	\$1,283,048,510
506	Bear-poppy, Dwarf ( <i>Arctomecon humilis</i> ) - Wherever found	E	\$98,350	\$1,283,146,860
507	Bladderpod, Short's ( <i>Physaria globosa</i> ) - Wherever found	E	\$98,310	\$1,283,245,170
508	Baccharis, Encinitas ( <i>Baccharis vanessae</i> ) - Wherever found	T	\$98,204	\$1,283,343,374
509	Shiner, Topeka ( <i>Notropis topeka</i> (=tristis)) - U.S.A. (MO-specified portions of Little Creek, Big Muddy Creek, and Spring Creek watersheds in Adair, Gentry, Harrison, Putnam, Sullivan, and Worth Counties; see 17.84(d)(1)(i))	EXPN	\$98,100	\$1,283,441,474
510	Polygala, Lewton's ( <i>Polygala lewtonii</i> ) - Wherever found	E	\$97,842	\$1,283,539,316
511	Manzanita, Del Mar ( <i>Arctostaphylos glandulosa</i> ssp. <i>crassifolia</i> ) - Wherever found	E	\$97,000	\$1,283,636,316
512	Fadang ( <i>Cycas micronesica</i> ) - Wherever found	T	\$96,332	\$1,283,732,648

Rank	Species (50 CFR Part 17)	Status	Species Total	Cumulative Total
513	Mountain beaver, Point Arena ( <i>Aplodontia rufa nigra</i> ) - Wherever found	E	\$96,077	\$1,283,828,725
514	Goldfields, Burke's ( <i>Lasthenia burkei</i> ) - Wherever found	E	\$95,697	\$1,283,924,422
515	Frog, mountain yellow-legged ( <i>Rana muscosa</i> ) - Southern California DPS	E	\$95,650	\$1,284,020,072
516	Lizard, Coachella Valley fringe-toed ( <i>Uma inornata</i> ) - Wherever found	T	\$95,443	\$1,284,115,515
517	Ring pink (mussel) ( <i>Obovaria retusa</i> ) - Wherever found	E	\$94,820	\$1,284,210,335
518	Harvestman, Bee Creek Cave ( <i>Texella reddelli</i> ) - Wherever found	E	\$94,500	\$1,284,304,835
518	Pseudoscorpion, Tooth Cave ( <i>Tartarocreagris texana</i> ) - Wherever found	E	\$94,500	\$1,284,399,335
518	Spider, Tooth Cave ( <i>Neoleptoneta myopica</i> ) - Wherever found	E	\$94,500	\$1,284,493,835
519	Boa, Puerto Rican ( <i>Epicrates inornatus</i> ) - Wherever found	E	\$94,130	\$1,284,587,965
520	Ambrosia, San Diego ( <i>Ambrosia pumila</i> ) - Wherever found	E	\$93,624	\$1,284,681,589
521	Creepers, Hawaii ( <i>Oreomyza mana</i> ) - Wherever found	E	\$92,540	\$1,284,774,129
522	Bird's-beak, salt marsh ( <i>Cordylanthus maritimus</i> ssp. <i>maritimus</i> ) - Wherever found	E	\$92,498	\$1,284,866,627
523	Blackbird, yellow-shouldered ( <i>Agelaius xanthomus</i> ) - Wherever found	E	\$92,100	\$1,284,958,727
524	Squirrel, Mount Graham red ( <i>Tamiasciurus hudsonicus grahamensis</i> ) - Wherever found	E	\$91,300	\$1,285,050,027
525	Butterfly, Lange's metalmark ( <i>Apodemia mormo langei</i> ) - Wherever found	E	\$91,104	\$1,285,141,131
526	Akepa, Hawaii ( <i>Loxops coccineus</i> ) - Wherever found	E	\$90,973	\$1,285,232,104
527	Goldenrod, Houghton's ( <i>Solidago houghtonii</i> ) - Wherever found	T	\$89,949	\$1,285,322,053
528	Joint-vetch, Sensitive ( <i>Aeschynomene virginica</i> ) - Wherever found	T	\$89,484	\$1,285,411,537
529	Skipper, Laguna Mountains ( <i>Pyrgus ruralis lagunae</i> ) - Wherever found	E	\$88,979	\$1,285,500,516
530	Potentilla, Hickman's ( <i>Potentilla hickmanii</i> ) - Wherever found	E	\$88,894	\$1,285,589,410
531	Butterfly, Palos Verdes blue ( <i>Glaucopsyche lygdamus palosverdesensis</i> ) - Wherever found	E	\$88,031	\$1,285,677,441
532	Checker-mallow, Nelson's ( <i>Sidalcea nelsoniana</i> ) - Wherever found	T	\$87,264	\$1,285,764,705
533	Slabshell, Chipola ( <i>Elliptio chipolaensis</i> ) - Wherever found	T	\$86,206	\$1,285,850,911
534	Glade cress, Kentucky ( <i>Leavenworthia exigua laciniata</i> ) - Wherever found	T	\$85,706	\$1,285,936,617
535	Jewelflower, California ( <i>Caulanthus californicus</i> ) - Wherever found	E	\$85,360	\$1,286,021,977



Rank	Species (50 CFR Part 17)	Status	Species Total	Cumulative Total
536	Pigtoe, oval (Pleurobema pyriforme) - Wherever found	E	\$85,196	\$1,286,107,173
537	Tern, roseate (Sterna dougallii dougallii) - Western Hemisphere except NE U.S.	T	\$84,705	\$1,286,191,878
538	Brodiaea, thread-leaved (Brodiaea filifolia) - Wherever found	T	\$84,547	\$1,286,276,425
539	Darter, bluemask (Etheostoma akatulo) - Wherever found	E	\$84,490	\$1,286,360,915
540	Geranium, Hawaiian red-flowered (Geranium arboreum) - Wherever found	E	\$84,373	\$1,286,445,288
541	Monkshood, northern wild (Aconitum noveboracense) - Wherever found	T	\$84,171	\$1,286,529,459
542	Butterfly, Myrtle's silverspot (Speyeria zerene myrtleae) - Wherever found	E	\$83,971	\$1,286,613,430
543	Warea, wide-leaf (Warea amplexifolia) - Wherever found	E	\$82,900	\$1,286,696,330
544	No Common Name (Phyllostegia bracteata) - Wherever found	E	\$81,822	\$1,286,778,152
545	Pigtoe, rough (Pleurobema plenum) - Wherever found	E	\$81,720	\$1,286,859,872
546	Heelsplitter, Alabama (=inflated) (Potamilus inflatus) - Wherever found	T	\$81,633	\$1,286,941,505
547	Dropwort, Canby's (Oxypolis canbyi) - Wherever found	E	\$81,313	\$1,287,022,818
548	Hawk, Puerto Rican sharp-shinned (Accipiter striatus venator) - Wherever found	E	\$81,103	\$1,287,103,921
549	Mouse, southeastern beach (Peromyscus polionotus niveiventris) - wherever found	T	\$80,800	\$1,287,184,721
550	Darter, relic (Etheostoma chienense) - Wherever found	E	\$80,187	\$1,287,264,908
551	Mouse, Choctawhatchee beach (Peromyscus polionotus allophrys) - Wherever found	E	\$79,838	\$1,287,344,746
552	Darter, boulder (Etheostoma wapiti) - Wherever found	E	\$79,660	\$1,287,424,406
553	Layia, beach (Layia carnososa) - Wherever found	E	\$79,133	\$1,287,503,539
554	Ziziphus, Florida (Ziziphus celata) - Wherever found	E	\$79,000	\$1,287,582,539
555	Ko`oloa`ula (Abutilon menziesii) - Wherever found	E	\$78,670	\$1,287,661,209
556	Ischaemum, Hilo (Ischaemum byrone) - Wherever found	E	\$78,166	\$1,287,739,375
557	Crocodile, African slender-snouted (Crocodylus cataphractus) - Wherever found	E	\$78,000	\$1,287,817,375
558	Chub, Owens Tui (Gila bicolor ssp. snyderi) - Wherever found	E	\$77,728	\$1,287,895,103
559	Pocketbook, Ouachita rock (Arkansia wheeleri) - Wherever found	E	\$76,880	\$1,287,971,983
560	Mallow, Kern (Eremalche kernensis) - Wherever found	E	\$76,710	\$1,288,048,693
561	Ko`oko`olau (Bidens micrantha ssp. kalealaha) - Wherever found	E	\$76,167	\$1,288,124,860
562	Beetle, Casey's June (Dinacoma caseyi) - Wherever found	E	\$75,859	\$1,288,200,719

Rank	Species (50 CFR Part 17)	Status	Species Total	Cumulative Total
563	Meshweaver, Madla's Cave ( <i>Cicurina madla</i> ) - Wherever found	E	\$75,533	\$1,288,276,252
564	Shrew, Buena Vista Lake ornate ( <i>Sorex ornatus relictus</i> ) - Wherever found	E	\$75,504	\$1,288,351,756
565	Milk-vetch, Lane Mountain ( <i>Astragalus jaegerianus</i> ) - Wherever found	E	\$75,429	\$1,288,427,185
566	Beetle, [no common name] ( <i>Rhadine exilis</i> ) - Wherever found	E	\$75,333	\$1,288,502,518
567	Button-celepy, San Diego ( <i>Eryngium aristulatum</i> var. parishii) - Wherever found	E	\$75,283	\$1,288,577,801
568	Akiapolaau ( <i>Hemignathus wilsoni</i> ) - Wherever found	E	\$75,115	\$1,288,652,916
569	Pitcher-plant, mountain sweet ( <i>Sarracenia rubra</i> ssp. jonesii) - Wherever found	E	\$74,998	\$1,288,727,914
570	Pocketbook, shinyrayed ( <i>Lampsilis subangulata</i> ) - Wherever found	E	\$74,290	\$1,288,802,204
571	Bison, wood ( <i>Bison bison athabascæ</i> ) - Wherever found	T	\$73,000	\$1,288,875,204
572	Tiger beetle, Northeastern beach ( <i>Cicindela dorsalis dorsalis</i> ) - Wherever found	T	\$72,944	\$1,288,948,148
573	Bat, Mexican long-nosed ( <i>Leptonycteris nivalis</i> ) - Wherever found	E	\$72,850	\$1,289,020,998
574	Orchid, eastern prairie fringed ( <i>Platanthera leucophaea</i> ) - Wherever found	T	\$72,474	\$1,289,093,472
575	Butterfly, Smith's blue ( <i>Euphilotes enoptes smithi</i> ) - Wherever found	E	\$71,411	\$1,289,164,883
576	Helibender, Ozark ( <i>Cryptobranchus alleganiensis bishopi</i> ) - Wherever found	E	\$71,200	\$1,289,236,083
577	Butterfly, Mariana eight-spot ( <i>Hypolimnas octocula marianensis</i> ) - Wherever found	E	\$71,160	\$1,289,307,243
578	Dace, Ash Meadows speckled ( <i>Rhinichthys osculus nevadensis</i> ) - Wherever found	E	\$70,364	\$1,289,377,607
579	Beetle, [no common name] ( <i>Rhadine infernalis</i> ) - Wherever found	E	\$70,333	\$1,289,447,940
580	No Common Name ( <i>Osmoxylon mariannense</i> ) - Wherever found	E	\$70,328	\$1,289,518,268
581	Milk-vetch, Ash meadows ( <i>Astragalus phoenix</i> ) - Wherever found	T	\$70,044	\$1,289,588,312
582	Warbler, elfin-woods ( <i>Setophaga angelae</i> ) - Wherever found	T	\$70,000	\$1,289,658,312
583	Fly, Delhi Sands flower-loving ( <i>Rhaphiomidas terminatus abdominalis</i> ) - Wherever found	E	\$69,748	\$1,289,728,060
584	Mussel, oyster ( <i>Epioblasma capsaeformis</i> ) - Wherever found; Except where listed as Experimental Populations	E	\$69,460	\$1,289,797,520
585	Beetle, American burying ( <i>Microphorus americanus</i> ) - Ex Pop, SW Missouri	EXPN	\$69,200	\$1,289,866,720

Rank	Species (50 CFR Part 17)	Status	Species Total	Cumulative Total
586	Cactus, Mesa Verde (Sclerocactus mesae-verdae) - Wherever found	T	\$68,800	\$1,289,935,520
587	Butterfly plant, Colorado (Gaura neomexicana var. coloradensis) - Wherever found	T	\$68,679	\$1,290,004,199
588	No Common Name (Nesogenes rotensis) - Wherever found	E	\$67,813	\$1,290,072,012
589	Butterfly, callippe silverspot (Speyeria callippe callippe) - Wherever found	E	\$67,745	\$1,290,139,757
590	Potato-bean, Price's (Apios priceana) - Wherever found	T	\$67,037	\$1,290,206,794
591	Rattlesnake, New Mexican ridge-nosed (Crotalus willardi obscurus) - Wherever found	T	\$66,900	\$1,290,273,694
592	Aiea (Nothocestrum breviflorum) - Wherever found	E	\$66,884	\$1,290,340,578
593	Beauty, Harper's (Harperocallis flava) - Wherever found	E	\$66,495	\$1,290,407,073
594	Bean, purple (Villosa perpurpurea) - Wherever found	E	\$66,480	\$1,290,473,553
595	Cactus, Wright fishhook (Sclerocactus wrightiae) - Wherever found	E	\$66,400	\$1,290,539,953
596	Wallflower, Menzies' (Erysimum menziesii) - Wherever found	E	\$66,052	\$1,290,606,005
597	Ayenia, Texas (Ayenia limitaris) - Wherever found	E	\$65,800	\$1,290,671,805
598	Spinedace, White River (Lepidomeda albivallis) - Wherever found	E	\$65,738	\$1,290,737,543
599	Cactus, Arizona hedgehog (Echinocereus triglochidiatus var. arizonicus) - Wherever found	E	\$65,197	\$1,290,802,740
600	Milk-vetch, Fish Slough (Astragalus lentiginosus var. piscinensis) - Wherever found	T	\$64,440	\$1,290,867,180
601	Cactus, Bakersfield (Opuntia treleasei) - Wherever found	E	\$63,874	\$1,290,931,054
602	Darter, slackwater (Etheostoma boschungii) - Wherever found	T	\$63,819	\$1,290,994,873
603	Kamakahala (Lobordia triflora) - Wherever found	E	\$63,529	\$1,291,058,402
604	No Common Name (Neraudia sericea) - Wherever found	E	\$63,478	\$1,291,121,880
605	Milkweed, Mead's (Asclepias meadii) - Wherever found	T	\$63,310	\$1,291,185,190
606	Skullcap, large-flowered (Scutellaria montana) - Wherever found	T	\$63,062	\$1,291,248,252
607	Popolo (Cyanea solanacea) - Wherever found	E	\$62,464	\$1,291,310,716
607	Ha'iwale (Cyrtandra filipes) - Wherever found	E	\$62,464	\$1,291,373,180
607	No Common Name (Cyanea profuga) - Wherever found	E	\$62,464	\$1,291,435,644
608	No Common Name (Stenogyne bifida) - Wherever found	E	\$61,941	\$1,291,497,585
609	Nohoanu (Geranium hanaense) - Wherever found	E	\$61,802	\$1,291,559,387
610	Fairy shrimp, Conservancy (Branchinecta conservatio) - Wherever found	E	\$61,386	\$1,291,620,773

Rank	Species (50 CFR Part 17)	Status	Species Total	Cumulatative Total
611	Honeycreeper, (Akohekohe) crested (Palmeria dolei) - Wherever found	E	\$61,120	\$1,291,681,893
612	Hawk, Puerto Rican broad-winged (Buteo platypterus brunescens) - Wherever found	E	\$61,103	\$1,291,742,996
613	Lo`ulu (Pritchardia munroi) - Wherever found	E	\$61,013	\$1,291,804,009
614	Moccasinshell, Gulf (Medionidus penicillatus) - Wherever found	E	\$60,966	\$1,291,864,975
615	Mucket, Neosho (Lampsilis rafinesqueana) - Wherever found	E	\$60,613	\$1,291,925,588
616	Darter, snail (Percina tanasi) - Wherever found	T	\$60,610	\$1,291,986,198
617	Snail, Guam tree (Partula radiolata) - Wherever found	E	\$60,483	\$1,292,046,681
618	Shiner, blue (Cyprinella caerulea) - Wherever found	T	\$60,130	\$1,292,106,811
619	Mesa-mint, San Diego (Pogogyne abramsii) - Wherever found	E	\$59,733	\$1,292,166,544
620	Pennyroyal, Todsen's (Hedeoma todsenii) - Wherever found	E	\$59,000	\$1,292,225,544
621	Milk-vetch, Applegate's (Astragalus applegatei) - Wherever found	E	\$58,900	\$1,292,284,444
622	Salamander, Santa Cruz long-toed (Ambystoma macrodactylum croceum) - Wherever found	E	\$58,809	\$1,292,343,253
623	Mouse, St. Andrew beach (Peromyscus polionotus peninsularis) - Wherever found	E	\$58,800	\$1,292,402,053
624	Snake, black pine (Pituophis melanoleucus lodingi) - Wherever found	T	\$57,925	\$1,292,459,978
625	Brodiaea, Chinese Camp (Brodiaea pallida) - Wherever found	T	\$57,810	\$1,292,517,788
626	Leopard, clouded (Neofelis nebulosa) - Wherever found	E	\$57,800	\$1,292,575,588
627	Alani (Melicope ovalis) - Wherever found	E	\$57,714	\$1,292,633,302
628	Cactus, Winkler (Pediocactus winkleri) - Wherever found	T	\$57,600	\$1,292,690,902
629	Bean, Cumberland (pearlymussel) (Villosa trabalis) - Wherever found; Except where listed as Experimental Populations	E	\$57,560	\$1,292,748,462
630	Pearlymussel, slabside (Pleuironaia dolabelloides) - Wherever found	E	\$57,410	\$1,292,805,872
631	Ko`oko`olau (Bidens wiebkei) - Wherever found	E	\$57,204	\$1,292,863,076
632	Akepa, Maui (Loxops ochraceus) - Wherever found	E	\$57,133	\$1,292,920,209
633	Lily, Western (Lilium occidentale) - Wherever found	E	\$57,000	\$1,292,977,209
634	Alani (Melicope reflexa) - Wherever found	E	\$56,950	\$1,293,034,159
634	Haha (Cyanea mannii) - Wherever found	E	\$56,950	\$1,293,091,109
635	Ladies'-tresses, Navasota (Spiranthes parksii) - Wherever found	E	\$56,900	\$1,293,148,009
636	Wild-rice, Texas (Zizania texana) - Wherever found	E	\$56,600	\$1,293,204,609

Rank	Species (50 CFR Part 17)	Status	Species Total	Cumulative Total
637	Squirrel, Delmarva Peninsula fox ( <i>Sciurus niger cinereus</i> ) - Wherever found, except where listed as an experimental population	E	\$56,060	\$1,293,260,669
638	Turtle, Plymouth Redbelly ( <i>Pseudemys rubriventris bangsi</i> ) - Wherever found	E	\$55,920	\$1,293,316,589
639	Bladderpod, Missouri ( <i>Physaria filiformis</i> ) - Wherever found	T	\$55,373	\$1,293,371,962
640	Haha ( <i>Cyanea maritae</i> ) - Wherever found	E	\$55,037	\$1,293,426,999
641	Kula wahine noho ( <i>Isodendron pyrifolium</i> ) - Wherever found	E	\$54,969	\$1,293,481,968
642	Riffleshell, tan ( <i>Epioblasma florentina walkeri</i> (=E. walkeri)) - Wherever found	E	\$54,960	\$1,293,536,928
643	No Common Name ( <i>Wikstroemia villosa</i> ) - Wherever found	E	\$54,872	\$1,293,591,800
644	Thelypody, Howell's spectacular ( <i>Thelypodium howellii spectabilis</i> ) - Wherever found	T	\$54,615	\$1,293,646,415
645	Butterweed, Layne's ( <i>Senecio layneae</i> ) - Wherever found	T	\$54,020	\$1,293,700,435
646	Nohoanu ( <i>Geranium multiflorum</i> ) - Wherever found	E	\$53,808	\$1,293,754,243
647	'Akoko, Ewa Plains ( <i>Euphorbia skottsbergii</i> var. <i>skottsbergii</i> ) - Wherever found	E	\$53,793	\$1,293,808,036
648	Pearlymussel, littlewing ( <i>Pegias fabula</i> ) - Wherever found	E	\$53,660	\$1,293,861,696
649	Nui, haha ( <i>Cyanea horrida</i> ) - Wherever found	E	\$52,885	\$1,293,914,581
650	Arrowhead, bunched ( <i>Sagittaria fasciculata</i> ) - Wherever found	E	\$52,359	\$1,293,966,940
651	Horse, Przewalski's ( <i>Equus przewalskii</i> ) - Wherever found	E	\$52,000	\$1,294,018,940
652	Wawae'iole ( <i>Huperzia mannii</i> ) - Wherever found	E	\$51,857	\$1,294,070,797
653	Bulrush, Northeastern ( <i>Scirpus ancistrochaetus</i> ) - Wherever found	E	\$51,825	\$1,294,122,622
654	Boa, Jamaican ( <i>Epicrates subflavus</i> ) - Wherever found	E	\$51,667	\$1,294,174,289
655	Haha ( <i>Cyanea kunthiana</i> ) - Wherever found	E	\$51,290	\$1,294,225,579
656	Sheep, Peninsular bighorn ( <i>Ovis canadensis nelsoni</i> ) - Peninsular CA pop.	E	\$51,257	\$1,294,276,836
657	Ko'oko'olau ( <i>Bidens campylothea pentamera</i> ) - Wherever found	E	\$51,246	\$1,294,328,082
658	Woodrat, Key Largo ( <i>Neotoma floridana smalli</i> ) - Wherever found	E	\$51,210	\$1,294,379,292
659	Haha ( <i>Cyanea copelandii</i> ssp. <i>haleakalaensis</i> ) - Wherever found	E	\$51,167	\$1,294,430,459
660	Haha ( <i>Cyanea hamatiflora</i> ssp. <i>hamatiflora</i> ) - Wherever found	E	\$50,611	\$1,294,481,070
661	Grass, Eureka Dune ( <i>Swallenia alexandrae</i> ) -	E	\$50,564	\$1,294,531,634
662	Evening-primrose, Eureka Valley ( <i>Oenothera avita</i> ssp. <i>eurekaensis</i> ) -	E	\$50,464	\$1,294,582,098

Rank	Species (50 CFR Part 17)	Status	Species Total	Cumulative Total
663	Yellowhead, desert (Yermo xanthocephalus) - Wherever found	T	\$50,279	\$1,294,632,377
664	Trillium, relict (Trillium reliquum) - Wherever found	E	\$50,169	\$1,294,682,546
665	Ko'oko'olau (Bidens campylotheca waihoiensis) - Wherever found	E	\$50,152	\$1,294,732,698
666	Deer, Eld's brow-antlered (Cervus eldi) - Wherever found	E	\$50,100	\$1,294,782,798
666	Cactus, Acuna (Echinomastus erectocentrus var. acunensis) - Wherever found	E	\$50,100	\$1,294,832,898
667	Crocodile, Nile (Crocodylus niloticus) - Wherever found	T	\$50,000	\$1,294,882,898
667	Crocodile, saltwater (Crocodylus porosus) - Australia	T	\$50,000	\$1,294,932,898
667	Sturgeon, Beluga (Huso huso) - Wherever found	T	\$50,000	\$1,294,982,898
668	Madtom, yellowfin (Noturus flavipinnis) - Wherever found, except where listed as an experimental population	T	\$49,980	\$1,295,032,878
669	Moccasinshell, Ochlockonee (Medionidus simpsonianus) - Wherever found	E	\$49,776	\$1,295,082,654
670	No Common Name (Dendrobium guamense) - Wherever found	T	\$49,639	\$1,295,132,293
671	Damselfly, Pacific Hawaiian (Megalagrion pacificum) - Wherever found	E	\$49,123	\$1,295,181,416
672	Milkvetch, Deseret (Astragalus desereticus) - Wherever found	T	\$48,514	\$1,295,229,930
673	Snail, Pecos assiminea (Assiminea pecos) - Wherever found	E	\$48,275	\$1,295,278,205
674	Kidneyshell, fluted (Ptychobranchus subtentum) - Wherever found	E	\$48,260	\$1,295,326,465
675	Pigtoe, fuzzy (Pleurobema strodeanum) - Wherever found	T	\$48,203	\$1,295,374,668
676	Thistle, Chorro Creek bog (Cirsium fontinale var. obispoense) - Wherever found	E	\$48,088	\$1,295,422,756
677	Rock cress, Shale barren (Arabis serotina) - Wherever found	E	\$48,047	\$1,295,470,803
678	Butterwort, Godfrey's (Pinguicula ionantha) - Wherever found	T	\$47,569	\$1,295,518,372
679	Fern, American hart's-tongue (Asplenium scolopendrium var. americanum) - Wherever found	T	\$47,079	\$1,295,565,451
680	Cactus, Pima pineapple (Coryphantha scheeri var. robustispina) - Wherever found	E	\$47,014	\$1,295,612,465
681	Wallflower, Contra Costa (Erysimum capitatum var. angustatum) - Wherever found	E	\$46,627	\$1,295,659,092
682	Spinedace, Big Spring (Lepidomeda mollispinis pratensis) - Wherever found	T	\$46,317	\$1,295,705,409
683	Bean, Choctaw (Villosa choctawensis) - Wherever found	E	\$46,045	\$1,295,751,454
684	Amphipod, Noels (Gammarus desperatus) - Wherever found	E	\$45,915	\$1,295,797,369

Rank	Species (50 CFR Part 17)	Status	Species Total	Cumulative Total
685	Cactus, Knowlton's (Pediocactus knowltonii) - Wherever found	E	\$45,855	\$1,295,843,224
686	Butterfly, mission blue (Icaricia icarioides missionensis) - Wherever found	E	\$45,127	\$1,295,888,351
687	Wolf, Mexican (Canis lupus baileyi) - Wherever found, except where listed as an experimental population	E	\$45,000	\$1,295,933,351
687	Cat, Andean (Felis jacobita) - Wherever found	E	\$45,000	\$1,295,978,351
688	Wartyback, white (pearlymussel) (Plethobasus cicatricosus) - Wherever found	E	\$44,860	\$1,296,023,211
689	Avens, spreading (Geum radiatum) - Wherever found	E	\$44,315	\$1,296,067,526
690	Aplokating-palaoan (Psychotria malaspinae) - Wherever found	E	\$44,100	\$1,296,111,626
691	Sturgeon, Alabama (Scaphirhynchus suttkusi) - Wherever found	E	\$43,957	\$1,296,155,583
692	Spineflower, Monterey (Chorizanthe pungens var. pungens) - Wherever found	T	\$43,931	\$1,296,199,514
693	Cactus, black lace (Echinocereus reichenbachii var. albertii) - Wherever found	E	\$43,917	\$1,296,243,431
694	Rail, Guam (Rallus owstoni) - Rota	EXPN	\$43,913	\$1,296,287,344
695	Fern, Florida bristle (Trichomanes punctatum ssp. floridanum) - Wherever found	E	\$43,600	\$1,296,330,944
696	Halumtano, Cebello (Bulbophyllum guamense) - Wherever found	T	\$43,378	\$1,296,374,322
697	Snail, Morro shoulderband (=Banded dune) (Helminthoglypta walkeriiana) - Wherever found	E	\$43,347	\$1,296,417,669
697	Gerardia, sandplain (Agalinis acuta) - Wherever found	E	\$43,347	\$1,296,461,016
698	Pigtoe, narrow (Fusconata escambia) - Wherever found	T	\$43,259	\$1,296,504,275
699	Jaguarundi, Gulf Coast (Herpailurus (=Felis) yagouaroundi cacomilli) - Wherever found	E	\$43,122	\$1,296,547,397
700	Blazingstar, Heller's (Liatris helleri) - Wherever found	T	\$43,095	\$1,296,590,492
701	Gumplant, Ash Meadows (Grindelia fraxinipratensis) - Wherever found	T	\$43,032	\$1,296,633,524
702	Sandshell, Southern (Hamiota australis) - Wherever found	T	\$42,939	\$1,296,676,463
703	Purple Cat's paw (=Purple Cat's paw, pearlymussel) (Epioblasma obliquata obliquata) - Wherever found; Except where listed as Experimental Populations	E	\$42,833	\$1,296,719,296
704	Snail, fragile tree (Samoana fragilis) - Wherever found	E	\$42,467	\$1,296,761,763
705	Millerbird, Nihoa (old world warbler) (Acrocephalus familiaris kingi) - Wherever found	E	\$42,271	\$1,296,804,034
706	Snail, Humped tree (Partula gibba) - Wherever found	E	\$42,142	\$1,296,846,176
707	Heather, mountain golden (Hudsonia montana) - Wherever found	T	\$41,993	\$1,296,888,169

Rank	Species (50 CFR Part 17)	Status	Species Total	Cumulative Total
708	Cactus, Tobusch fishhook (Sclerocactus brevivhamatus ssp. tobuschii) - Wherever found	E	\$41,600	\$1,296,929,769
709	Irisette, white (Sisyrinchium dichotomum) - Wherever found	E	\$41,540	\$1,296,971,309
710	Salamander, Cheat Mountain (Plethodon nettingi) - Wherever found	T	\$41,366	\$1,297,012,675
711	Spurge, telephus (Euphorbia telephoides) - Wherever found	T	\$41,310	\$1,297,053,985
712	Milk-vetch, Holmgren (Astragalus holmgreniorum) - Wherever found	E	\$41,300	\$1,297,095,285
713	Meadowfoam, Butte County (Limnanthes floccosa ssp. californica) - Wherever found	E	\$40,920	\$1,297,136,205
714	Fanshell (Cyprogenia stegaria) - U.S.A. (TN - specified portions of the French Broad and Holston Rivers; see 17.85(b)(1))	EXPN	\$40,416	\$1,297,176,621
715	Prairie-clover, leafy (Dalea foliosa) - Wherever found	E	\$40,292	\$1,297,216,913
716	Kidneyshell, southern (Ptychobranthus jonesi) - Wherever found	E	\$40,105	\$1,297,257,018
717	Shrimp, Alabama cave (Palaemonias alabamiae) - Wherever found	E	\$40,100	\$1,297,297,118
718	Bonytongue, Asian (Scleropages formosus) - Wherever found	E	\$40,000	\$1,297,337,118
719	Cycladenia, Jones (Cycladenia humilis var. jonesii) - Wherever found	T	\$39,640	\$1,297,376,758
720	Bluegrass, San Bernardino (Poa atropurpurea) - Wherever found	E	\$39,483	\$1,297,416,241
721	Reed-mustard, shrubby (Schoenocrambe suffrutescens) - Wherever found	E	\$39,424	\$1,297,455,665
722	Moccasinshell, Alabama (Medionidus acutissimus) - Wherever found	T	\$39,398	\$1,297,495,063
723	Isopod, Madison Cave (Antrolana lira) - Wherever found	T	\$38,903	\$1,297,533,966
724	Milk-vetch, Mancos (Astragalus humillimus) - Wherever found	E	\$38,900	\$1,297,572,866
725	Pitcher-plant, green (Sarracenia oreophila) - Wherever found	E	\$38,603	\$1,297,611,469
726	Orcutt grass, San Joaquin (Orcuttia inaequalis) - Wherever found	T	\$38,591	\$1,297,650,060
727	Lichen, rock gnome (Gymnoderma lineare) - Wherever found	E	\$38,421	\$1,297,688,481
728	Bittercress, small-anthered (Cardamine micranthera) - Wherever found	E	\$38,395	\$1,297,726,876
729	Salamander, California tiger (Ambystoma californiense) - U.S.A. (CA - Sonoma County)	E	\$38,150	\$1,297,765,026
730	Cactus, Fickeisen plains (Pediocactus peeblesianus fickeiseniae) - Wherever found	E	\$38,022	\$1,297,803,048



Rank	Species (50 CFR Part 17)	Status	Species Total	Cumulative Total
731	Ipomopsis, Holy Ghost (Ipomopsis sancti-spiritus) - Wherever found	E	\$37,800	\$1,297,840,848
732	Pupfish, Comanche Springs (Cyprinodon elegans) - Wherever found	E	\$37,709	\$1,297,878,557
733	No Common Name (Tabernaemontana rotensis) - Wherever found	T	\$37,667	\$1,297,916,224
734	Blazingstar, Ash Meadows (Mentzelia leucophylla) - Wherever found	T	\$37,663	\$1,297,953,887
735	Ground-plum, Guthrie's (=Pyne's) (Astragalus bibullatus) - Wherever found	E	\$37,600	\$1,297,991,487
736	Deer, key (Odocoileus virginianus clavium) - Wherever found	E	\$37,400	\$1,298,028,887
737	Finch, Nihoa (honeycreeper) (Telespyza ultima) - Wherever found	E	\$37,160	\$1,298,066,047
738	Oryx, scimitar-horned (Oryx dammah) - Wherever found	E	\$37,000	\$1,298,103,047
738	No Common Name (Lepanthes eltoroensis) - Wherever found	E	\$37,000	\$1,298,140,047
739	Shiner, smalleye (Notropis buccula) - Wherever found	E	\$36,900	\$1,298,176,947
739	Gooseberry, Miccosukee (Ribes echinellum) - Wherever found	T	\$36,900	\$1,298,213,847
740	Stickseed, showy (Hackelia venusta) - Wherever found	E	\$36,715	\$1,298,250,562
741	Evening-primrose, Antioch Dunes (Oenothera deltoides ssp. howellii) - Wherever found	E	\$36,686	\$1,298,287,248
742	Elktoe, Cumberland (Alasmidonta atropurpurea) - Wherever found	E	\$36,660	\$1,298,323,908
743	Cat's-eye, Terlingua Creek (Cryptantha crassipes) - Wherever found	E	\$36,648	\$1,298,360,556
744	Minnow, Devils River (Dionda diaboli) - Wherever found	T	\$36,530	\$1,298,397,086
745	Dace, Laurel (Chrosomus saylori) - Wherever found	E	\$36,500	\$1,298,433,586
746	Bluet, Roan Mountain (Hedyotis purpurea var. montana) - Wherever found	E	\$36,287	\$1,298,469,873
747	Chaff-flower, round-leaved (Achyranthes splendens var. rotundata) - Wherever found	E	\$36,228	\$1,298,506,101
748	Rosemary, Apalachicola (Conradina glabra) - Wherever found	E	\$36,000	\$1,298,542,101
749	Ufa-halomtano (Heritiera longipetiolata) - Wherever found	E	\$35,987	\$1,298,578,088
750	Uhi uhi (Mezoneuron kavaense) - Wherever found	E	\$35,966	\$1,298,614,054
751	Niterwort, Amargosa (Nitrophila mohavensis) - Wherever found	E	\$35,935	\$1,298,649,989
752	Palo de rosa (Ottoschulzia rhodoxylon) - Wherever found	E	\$35,700	\$1,298,685,689
753	Sunshine, Sonoma (Blennosperma bakeri) - Wherever found	E	\$35,639	\$1,298,721,328
754	No Common Name (Eugenia bryanii) - Wherever found	E	\$35,348	\$1,298,756,676

Rank	Species (50 CFR Part 17)	Status	Species Total	Cumulative Total
755	Shiner, sharpnose (Notropis oxyrinchus) - Wherever found	E	\$35,300	\$1,298,791,976
755	Iris, dwarf lake (Iris lacustris) - Wherever found	T	\$35,300	\$1,298,827,276
756	Bear, American black (Ursus americanus) - County range of LA b.bear	SAT	\$35,171	\$1,298,862,447
757	Mountainbalm, Indian Knob (Eriodictyon altissimum) - Wherever found	E	\$35,102	\$1,298,897,549
758	Crayfish, Big Sandy (Cambarus callainus) - Wherever found	T	\$34,253	\$1,298,931,802
759	Butterfly, Miami Blue (Cyclargus (=Hemiargus) thomasi betunebakeri) - Wherever found	E	\$34,200	\$1,298,966,002
760	Ambrosia, south Texas (Ambrosia cheiranthifolia) - Wherever found	E	\$34,077	\$1,299,000,079
761	Sedge, golden (Carex lutea) - Wherever found	E	\$33,849	\$1,299,033,928
762	Phacelia, DeBeque (Phacelia submutica) - Wherever found	T	\$33,613	\$1,299,067,541
763	`aku (Cyanea tritomantha) - Wherever found	E	\$33,606	\$1,299,101,147
764	Manzanita, lone (Arctostaphylos myrtifolia) - Wherever found	T	\$33,521	\$1,299,134,668
765	Butterfly, Bartram's hairstreak (Strymon acis bartrami) - Wherever found	E	\$33,500	\$1,299,168,168
766	Ebonyshell, round (Fusconaia rotulata) - Wherever found	E	\$33,019	\$1,299,201,187
767	Condor, Andean (Vultur gryphus) - Wherever found	E	\$33,000	\$1,299,234,187
768	Darter, Cumberland (Etheostoma susanae) - Wherever found	E	\$32,720	\$1,299,266,907
769	Sunflower, Pecos (=puzzle, =paradox) (Helianthus paradoxus) - Wherever found	T	\$32,700	\$1,299,299,607
770	Meadowrue, Cooley's (Thalictrum cooleyi) - Wherever found	E	\$32,687	\$1,299,332,294
771	Sedge, Navajo (Carex specuicola) - Wherever found	T	\$32,460	\$1,299,364,754
772	Ko`oko`olau (Bidens micrantha ctenophylla) - Wherever found	E	\$32,359	\$1,299,397,113
773	Goldenrod, white-haired (Solidago albopilosa) - Wherever found	T	\$32,200	\$1,299,429,313
773	Cobana negra (Stahlia monosperma) - Wherever found	T	\$32,200	\$1,299,461,513
774	Darter, amber (Percina antesella) - Wherever found	E	\$32,110	\$1,299,493,623
775	Pigtoe, finerayed (Fusconaia cuneolus) - Wherever found; Except where listed as Experimental Populations	E	\$32,000	\$1,299,525,623
776	Poolfish, Pahrump (Empetrichthys latos) - Wherever found	E	\$31,947	\$1,299,557,570
777	Haha (Cyanea shipmanii) - Wherever found	E	\$31,751	\$1,299,589,321
778	Pearlymussel, cracking (Hemistena lata) - Wherever found; Except where listed as Experimental Populations	E	\$31,560	\$1,299,620,881

Rank	Species (50 CFR Part 17)	Status	Species Total	Cumulative Total
779	Frog, Panamanian golden (Atelopus varius zeteki) - Wherever found	E	\$31,500	\$1,299,652,381
780	Goldenrod, Blue Ridge (Solidago spithamea) - Wherever found	T	\$31,499	\$1,299,683,880
781	Skullcap, Florida (Scutellaria floridana) - Wherever found	T	\$31,355	\$1,299,715,235
782	Owl's-clover, fleshy (Castilleja campestris ssp. succulenta) - Wherever found	T	\$31,334	\$1,299,746,569
783	Gambusia, Pecos (Gambusia nobilis) - Wherever found	E	\$31,010	\$1,299,777,579
784	Milk-vetch, Jesup's (Astragalus robbinsii var. jesupi) - Wherever found	E	\$30,923	\$1,299,808,502
785	Salamander, Shenandoah (Plethodon shenandoah) - Wherever found	E	\$30,800	\$1,299,839,302
786	Lo'ulu (Pritchardia lanigera) - Wherever found	E	\$30,786	\$1,299,870,088
787	Spinedace, Little Colorado (Lepidomeda vittata) - Wherever found	T	\$30,602	\$1,299,900,690
788	Meadowfoam, Sebastopol (Limnanthes vinculans) - Wherever found	E	\$30,039	\$1,299,930,729
789	Darter, fountain (Etheostoma fonticola) - Wherever found	E	\$30,000	\$1,299,960,729
790	Lupine, scrub (Lupinus aridorum) - Wherever found	E	\$29,700	\$1,299,990,429
791	Plum, scrub (Prunus geniculata) - Wherever found	E	\$29,600	\$1,300,020,029
792	Rice rat (Oryzomys palustris natator) - lower FL Keys	E	\$29,510	\$1,300,049,539
793	Clubshell (Pleurobema clava) - AL: Free-Flowing Reach of the Tennessee River below the Wilson Dam, Colbert and Lauderdale Counties, AL	EXPN	\$29,480	\$1,300,079,019
794	Clubshell, southern (Pleurobema decisum) - Wherever found	E	\$29,374	\$1,300,108,393
795	Birds-in-a-nest, white (Macbridea alba) - Wherever found	T	\$29,334	\$1,300,137,727
796	Gilia, Monterey (Gilia tenuiflora ssp. arenaria) - Wherever found	E	\$29,162	\$1,300,166,889
797	Iguana, Cuban ground (Cyclura nubila nubila) - (Cyclura nubila nubila)	T	\$29,148	\$1,300,196,037
798	Torreya, Florida (Torreya taxifolia) - Wherever found	E	\$28,411	\$1,300,224,448
799	Navarretia, spreading (Navarretia fossalis) - Wherever found	T	\$28,382	\$1,300,252,830
800	Bird's beak, palmate-bracted (Cordylanthus palmatus) - Wherever found	E	\$28,050	\$1,300,280,880
801	Kopa (Kadua cordata remyi) - Wherever found	E	\$28,018	\$1,300,308,898
802	Campion, fringed (Silene polypetala) - Wherever found	E	\$27,746	\$1,300,336,644
803	Cactus, Ujinta Basin hookless (Sclerocactus wetlandicus) - Wherever found	T	\$27,718	\$1,300,364,362
804	Hala pepe (Pleomele hawaiiensis) - Wherever found	E	\$27,704	\$1,300,392,066

Rank	Species (50 CFR Part 17)	Status	Species Total	Cumulative Total
805	Milk-vetch, Coachella Valley (Astragalus lentiginosus var. coachellae) - Wherever found	E	\$27,584	\$1,300,419,650
806	Snail, Iowa Pleistocene (Discus macclintocki) - Wherever found	E	\$27,500	\$1,300,447,150
806	Cactus, Kuenzler hedgehog (Echinocereus fendleri var. kuenzleri) - Wherever found	E	\$27,500	\$1,300,474,650
807	Boa, Virgin Islands tree (Epicrates monensis granti) - Wherever found	E	\$26,800	\$1,300,501,450
808	Nehe (Melanthera tenuifolia) - Wherever found	E	\$26,740	\$1,300,528,190
809	Spiny mussel, Altamaha (Elliptio spinosa) - Wherever found	E	\$26,606	\$1,300,554,796
810	Pigtoe, shiny (Fusconia cor) - Wherever found; Except where listed as Experimental Populations	E	\$26,600	\$1,300,581,396
811	Milkweed, Welsh's (Asclepias welshii) - Wherever found	T	\$26,500	\$1,300,607,896
812	Orcutt grass, California (Orcuttia californica) - Wherever found	E	\$26,452	\$1,300,634,348
813	Dudleya, Santa Clara Valley (Dudleya setchellii) - Wherever found	E	\$26,370	\$1,300,660,718
814	Mallow, Gierisch (Sphaeralcea gierischii) - Wherever found	E	\$26,300	\$1,300,687,018
815	Skyrocket, Pagosa (Ipomopsis polyantha) - Wherever found	E	\$26,292	\$1,300,713,310
816	Butterfly, Florida leafwing (Anaea troglodyta floridalis) - Wherever found	E	\$26,000	\$1,300,739,310
817	Kiponapona (Phyllostegia racemosa) - Wherever found	E	\$25,986	\$1,300,765,296
818	Orcutt grass, hairy (Orcuttia pilosa) - Wherever found	E	\$25,760	\$1,300,791,056
819	Dace, Independence Valley speckled (Rhinichthys osculus lethoporus) - Wherever found	E	\$25,625	\$1,300,816,681
820	Coqui, golden (Eleutherodactylus jasperii) - Wherever found	T	\$25,500	\$1,300,842,181
821	Pigtoe, tapered (Fusconia burkei) - Wherever found	T	\$25,425	\$1,300,867,606
822	Mustard, Penland alpine fen (Eutrema penlandii) - Wherever found	T	\$25,355	\$1,300,892,961
823	Vetch, Hawaiian (Vicia menziesii) - Wherever found	E	\$25,210	\$1,300,918,171
824	Thistle, La Graciosa (Cirsium loncholepis) - Wherever found	E	\$25,010	\$1,300,943,181
825	Rocks nail, round (Leptoxis ampla) - Wherever found	T	\$25,000	\$1,300,968,181
826	Springfish, Railroad Valley (Crenichthys nevadae) - Wherever found	T	\$24,774	\$1,300,992,955
827	Butterfly, Mariana wandering (Vagrans egistina) - Wherever found	E	\$24,732	\$1,301,017,687
828	No Common Name (Tetramolopium rockii) - Wherever found	T	\$24,655	\$1,301,042,342
829	Clubshell, black (Pleurobema curtum) - Wherever found	E	\$24,500	\$1,301,066,842

Rank	Species (50 CFR Part 17)	Status	Species Total	Cumulative Total
830	ʻAiakeakua, popolo ( <i>Solanum sandwicense</i> ) - Wherever found	E	\$24,333	\$1,301,091,175
831	Aster, Ruth's golden ( <i>Pityopsis ruthii</i> ) - Wherever found	E	\$24,320	\$1,301,115,495
832	Crayfish, Guyandotte River ( <i>Cambarus veteranus</i> ) - Wherever found	E	\$24,253	\$1,301,139,748
833	Warbler, nightingale reed (old world warbler) ( <i>Acrocephalus lusciniia</i> ) - Wherever found	E	\$24,165	\$1,301,163,913
834	Fern, Aleutian shield ( <i>Polystichum aleuticum</i> ) - Wherever found	E	\$24,000	\$1,301,187,913
835	Mesa-mint, Olay ( <i>Pogogyne nudiuscula</i> ) - Wherever found	E	\$23,847	\$1,301,211,760
836	Alopecurus, Sonoma ( <i>Alopecurus aequalis</i> var. <i>sonomensis</i> ) - Wherever found	E	\$23,839	\$1,301,235,599
837	Naucorid, Ash Meadows ( <i>Ambrysus amargosus</i> ) - Wherever found	T	\$23,717	\$1,301,259,316
838	Dace, Clover Valley speckled ( <i>Rhinichthys osculus oligoporus</i> ) - Wherever found	E	\$23,712	\$1,301,283,028
839	Sea turtle, olive ridley ( <i>Lepidochelys olivacea</i> ) - Breeding colony populations on Pacific coast of Mexico	E	\$23,555	\$1,301,306,583
840	Sunray, Ash Meadows ( <i>Enceliopsis nudicaulis</i> var. <i>corrugata</i> ) - Wherever found	T	\$23,539	\$1,301,330,122
841	Flannelbush, Mexican ( <i>Fremontodendron mexicanum</i> ) - Wherever found	E	\$23,410	\$1,301,353,532
842	Kangaroo rat, Morro Bay ( <i>Dipodomys heermanni morroensis</i> ) - Wherever found	E	\$23,256	\$1,301,376,788
843	A'e ( <i>Zanthoxylum dipetalum</i> var. <i>tomentosum</i> ) - Wherever found	E	\$23,217	\$1,301,400,005
844	Sea turtle, green ( <i>Chelonia mydas</i> ) - North Indian DPS	T	\$23,000	\$1,301,423,005
844	Gourd, Okeechobee ( <i>Cucurbita okeechobeensis</i> ssp. <i>okeechobeensis</i> ) - Wherever found	E	\$23,000	\$1,301,446,005
844	Beardtongue, Penland ( <i>Penstemon penlandii</i> ) - Wherever found	E	\$23,000	\$1,301,469,005
845	Pearl mussel, dromedary ( <i>Dromus dromas</i> ) - Wherever found; Except where listed as Experimental Populations	E	\$22,960	\$1,301,491,965
846	Snail, Lanai tree ( <i>Partulina semicarinata</i> ) - Wherever found	E	\$22,937	\$1,301,514,902
846	Snail, Lanai tree ( <i>Partulina variabilis</i> ) - Wherever found	E	\$22,937	\$1,301,537,839
847	Butterfly, Schaus swallowtail ( <i>Heracides aristodemus ponceanus</i> ) - Wherever found	E	\$22,830	\$1,301,560,669
848	Haha ( <i>Cyanea crispa</i> ) - Wherever found	E	\$22,817	\$1,301,583,486
849	Vole, Hualapai Mexican ( <i>Microtus mexicanus hualpaiensis</i> ) - Wherever found	E	\$22,700	\$1,301,606,186
850	Moth, Kern primrose sphinx ( <i>Euproserpinus euterpe</i> ) - Wherever found	T	\$22,690	\$1,301,628,876
851	Haha ( <i>Cyanea stictophylla</i> ) - Wherever found	E	\$22,532	\$1,301,651,408

Rank	Species (50 CFR Part 17)	Status	Species Total	Cumulative Total
852	Spring snail, Three Forks ( <i>Pyrgulopsis trivialis</i> ) - Wherever found	E	\$22,400	\$1,301,673,808
853	Checker-mallow, Keck's ( <i>Sidalcea keckii</i> ) - Wherever found	E	\$22,322	\$1,301,696,130
854	Crayfish, Shasta ( <i>Pacifastacus fortis</i> ) - Wherever found	E	\$22,200	\$1,301,718,330
855	Sandlance ( <i>Polygonella myriophylla</i> ) - Wherever found	E	\$22,000	\$1,301,740,330
856	Wawae iole ( <i>Huperzia nutans</i> ) - Wherever found	E	\$21,880	\$1,301,762,210
857	Alani ( <i>Melicope zahlbruckneri</i> ) - Wherever found	E	\$21,866	\$1,301,784,076
858	Salamander, Jemez Mountains ( <i>Plethodon neomexicanus</i> ) - Wherever found	E	\$21,800	\$1,301,805,876
858	Sucker, Modoc ( <i>Catostomus microps</i> ) - Wherever found	E	\$21,800	\$1,301,827,676
859	Sandwort, Marsh ( <i>Arenaria paludicola</i> ) - Wherever found	E	\$21,725	\$1,301,849,401
860	Mint, longspurred ( <i>Dicerandra comutissima</i> ) - Wherever found	E	\$21,700	\$1,301,871,101
861	Lousewort, Furbish ( <i>Pedicularis furbishiae</i> ) - Wherever found	E	\$21,574	\$1,301,892,675
862	Barberry, island ( <i>Berberis pinnata</i> ssp. <i>insularis</i> ) - Wherever found	E	\$21,561	\$1,301,914,236
863	Checkermallow, Wenatchee Mountains ( <i>Sidalcea oregana</i> var. <i>calva</i> ) - Local Endemic	E	\$21,520	\$1,301,935,756
864	Pigtoe, southern ( <i>Pleurobema georgianum</i> ) - Wherever found	E	\$21,440	\$1,301,957,196
865	Butterfly, San Bruno elfin ( <i>Callophrys mossii bayensis</i> ) - Wherever found	E	\$21,177	\$1,301,978,373
866	Silverside, Waccamaw ( <i>Menidia extensa</i> ) - Wherever found	T	\$21,112	\$1,301,999,485
867	Mouse, Anastasia Island beach ( <i>Peromyscus polionotus phasma</i> ) - Wherever found	E	\$21,100	\$1,302,020,585
868	Springfish, White River ( <i>Crenichthys baileyi baileyi</i> ) - Wherever found	E	\$21,068	\$1,302,041,653
869	Trillium, persistent ( <i>Trillium persistens</i> ) - Wherever found	E	\$21,000	\$1,302,062,653
870	Milk-vetch, Branton's ( <i>Astragalus brauntonii</i> ) - Wherever found	E	\$20,960	\$1,302,083,613
871	Manioc, Walker's ( <i>Manihot walkerae</i> ) - Wherever found	E	\$20,800	\$1,302,104,413
871	Lead-plant, Crenulate ( <i>Amorpha crenulata</i> ) - Wherever found	E	\$20,800	\$1,302,125,213
872	Logperch, Conasauga ( <i>Percina jenkinsi</i> ) - Wherever found	E	\$20,740	\$1,302,145,953
873	Mouse, Key Largo cotton ( <i>Peromyscus gossypinus allapaticola</i> ) - Wherever found	E	\$20,710	\$1,302,166,663
874	Bladderpod, White Bluffs ( <i>Physaria douglasii</i> ssp. <i>tuplashensis</i> ) - Wherever found	T	\$20,675	\$1,302,187,338
875	Oha wai ( <i>Clermontia peleana</i> ) - Wherever found	E	\$20,673	\$1,302,208,011
876	Pocketbook, finelined ( <i>Lampsilis altilis</i> ) - Wherever found	T	\$20,656	\$1,302,228,667

Rank	Species (50 CFR Part 17)	Status	Species Total	Cumulative Total
877	Pa'iniu ( <i>Astelia waialealae</i> ) - Wherever found	E	\$20,598	\$1,302,249,265
878	Salamander, Barton Springs ( <i>Eurycea sosorum</i> ) - Wherever found	E	\$20,500	\$1,302,269,765
878	Orcutt grass, slender ( <i>Orcuttia tenuis</i> ) - Wherever found	T	\$20,500	\$1,302,290,265
879	Koki'o ( <i>Kokia drynarioides</i> ) - Wherever found	E	\$20,404	\$1,302,310,669
880	Aster, Florida golden ( <i>Chrysopsis floridana</i> ) - Wherever found	E	\$20,400	\$1,302,331,069
881	Naupaka, dwarf ( <i>Scaevola coriacea</i> ) - Wherever found	E	\$20,398	\$1,302,351,467
882	Pigeon, Puerto Rican plain ( <i>Columba inornata wetmorei</i> ) - Wherever found	E	\$20,340	\$1,302,371,807
883	Iguana, Fiji banded ( <i>Brachylophus fasciatus</i> ) - Wherever found	E	\$20,000	\$1,302,391,807
884	`Oha wai ( <i>Clermontia lindseyana</i> ) - Wherever found	E	\$19,779	\$1,302,411,586
885	No Common Name ( <i>Phyllostegia parviflora</i> ) - Wherever found	E	\$19,755	\$1,302,431,341
886	No Common Name ( <i>Phyllostegia floribunda</i> ) - Wherever found	E	\$19,717	\$1,302,451,058
887	Petrel, Bermuda ( <i>Pterodroma cahow</i> ) - Wherever found	E	\$19,575	\$1,302,470,633
888	Salamander, Texas blind ( <i>Typhlomolge rathbuni</i> ) - Wherever found	E	\$19,500	\$1,302,490,133
889	Chub, Hutton tui ( <i>Gila bicolor</i> ssp.) - Wherever found	T	\$19,480	\$1,302,509,613
890	Haha ( <i>Cyanea grimesiana</i> ssp. <i>grimesiana</i> ) - Wherever found	E	\$19,277	\$1,302,528,890
891	Cactus, San Rafael ( <i>Pediocactus despainii</i> ) - Wherever found	E	\$19,236	\$1,302,548,126
892	Rattleweed, hairy ( <i>Baptisia arachnifera</i> ) - Wherever found	E	\$19,200	\$1,302,567,326
893	Trout, Paiute cutthroat ( <i>Oncorhynchus clarkii seleniis</i> ) - Wherever found	T	\$19,137	\$1,302,586,463
894	Liliput, pale ( <i>Pearlmyx</i> ) ( <i>Toxolasma cylindrellus</i> ) - Wherever found	E	\$19,120	\$1,302,605,583
895	Fly, Hawaiian picture-wing ( <i>Drosophila sharpi</i> ) - Wherever found	E	\$19,067	\$1,302,624,650
896	Monkeyface, Cumberland ( <i>Pearlmyx</i> ) ( <i>Quadrula intermedia</i> ) - Wherever found; Except where listed as Experimental Populations	E	\$19,000	\$1,302,643,650
896	Isopod, Lee County cave ( <i>Lirceus usdagalun</i> ) - Wherever found	E	\$19,000	\$1,302,662,650
897	Tree snail, Newcomb's ( <i>Newcombia cumingi</i> ) - Wherever found	E	\$18,824	\$1,302,681,474
898	Pigtoe, Georgia ( <i>Pleurobema hanleyianum</i> ) - Wherever found	E	\$18,800	\$1,302,700,274
899	Ihi'ihii ( <i>Marsilea villosa</i> ) - Wherever found	E	\$18,786	\$1,302,719,060
900	Turtle, ringed map ( <i>Graptemys oculifera</i> ) - Wherever found	T	\$18,765	\$1,302,737,825

Rank	Species (50 CFR Part 17)	Status	Species Total	Cumulative Total
901	Fly, Hawaiian picture-wing (Drosophila musaphilia) - Wherever found	E	\$18,733	\$1,302,756,558
902	Vole, Florida salt marsh (Microtus pennsylvanicus dukecampbelli) - Wherever found	E	\$18,700	\$1,302,775,258
903	Fern, pendant kahi (Adenophorus periens) - Wherever found	E	\$18,698	\$1,302,793,956
904	No Common Name (Asplenium dielmannii) - Wherever found	E	\$18,595	\$1,302,812,551
905	Alani (Melicope lydgatei) - Wherever found	E	\$18,574	\$1,302,831,125
906	Megapode, Micronesian (Megapodius laperouse) - Wherever found	E	\$18,527	\$1,302,849,652
907	Fox, Santa Catalina Island (Urocyon littoralis catalinae) - Wherever found	T	\$18,505	\$1,302,868,157
908	Kaulia (Colubrina oppositifolia) - Wherever found	E	\$18,419	\$1,302,886,576
909	Wild-buckwheat, gypsum (Eriogonum gypsophilum) - Wherever found	T	\$18,200	\$1,302,904,776
910	No Common Name (Platanthera holochila) - Wherever found	E	\$18,094	\$1,302,922,870
911	Haha (Cyanea humboldtiana) - Wherever found	E	\$18,090	\$1,302,940,960
912	Centauray, spring-loving (Centaurium namophilum) - Wherever found	T	\$17,987	\$1,302,958,947
913	Amphipod, Hay's Spring (Stygobromus hayi) - Wherever found	E	\$17,976	\$1,302,976,923
914	Awikiwiki (Canavalia molokaiensis) - Wherever found	E	\$17,964	\$1,302,994,887
915	Wild buckwheat, clay-loving (Eriogonum pelinophilum) - Wherever found	E	\$17,905	\$1,303,012,792
916	Toad, Puerto Rican crested (Peltophryne lemur) - Wherever found	T	\$17,900	\$1,303,030,692
916	Wireweed (Polygonella basiramia) - Wherever found	E	\$17,900	\$1,303,048,592
917	No Common Name (Xylosma crenatum) - Wherever found	E	\$17,806	\$1,303,066,398
918	Rock-cress, Braun's (Arabis perstellata) - Wherever found	E	\$17,720	\$1,303,084,118
919	Rosemary, Cumberland (Conradina verticillata) - Wherever found	T	\$17,680	\$1,303,101,798
920	Ceanothus, Pine Hill (Ceanothus roderickii) - Wherever found	E	\$17,649	\$1,303,119,447
921	Sunburst, San Joaquin adobe (Pseudobahia peitsonii) - Wherever found	T	\$17,628	\$1,303,137,075
922	Lampmussel, Alabama (Lampsilis virescens) - Wherever found; Except where listed as Experimental Populations	E	\$17,600	\$1,303,154,675
922	Amphipod, Peck's cave (Stygobromus (=Stygonectes) pecki) - Wherever found	E	\$17,600	\$1,303,172,275
922	Dawn-flower, Texas prairie (Hymenoxys texana) - Wherever found	E	\$17,600	\$1,303,189,875



Rank	Species (50 CFR Part 17)	Status	Species Total	Cumulative Total
923	Springfish, Hiko White River ( <i>Crenichthys baileyi grandis</i> ) - Wherever found	E	\$17,568	\$1,303,207,443
924	Pocketbook, speckled ( <i>Lampsilis streckeri</i> ) - Wherever found	E	\$17,500	\$1,303,224,943
925	Darter, yellowcheek ( <i>Etheostoma moorei</i> ) - Wherever found	E	\$17,400	\$1,303,242,343
926	`Ohe`ohe ( <i>Polyscias gymnocarpa</i> ) - Wherever found	E	\$17,303	\$1,303,259,646
927	Wild coffee, Oahu (=kopiko) ( <i>Psychotria hexandra</i> ssp. oahuensis) - Wherever found	E	\$17,280	\$1,303,276,926
928	No Common Name ( <i>Polyscias racemosa</i> ) - Wherever found	E	\$17,223	\$1,303,294,149
929	No Common Name ( <i>Tetramolopium remyi</i> ) - Wherever found	E	\$17,209	\$1,303,311,358
930	Goetzea, beautiful ( <i>Goetzea elegans</i> ) - Wherever found	E	\$17,100	\$1,303,328,458
931	Haiwale ( <i>Cyrtandra paliku</i> ) - Wherever found	E	\$17,067	\$1,303,345,525
932	Haha ( <i>Cyanea kolekeensis</i> ) - Wherever found	E	\$17,023	\$1,303,362,548
933	Snakeroot ( <i>Eryngium cuneifolium</i> ) - Wherever found	E	\$17,000	\$1,303,379,548
934	Koki`o ( <i>Kokia kauaiensis</i> ) - Wherever found	E	\$16,913	\$1,303,396,461
935	Fatmucket, Arkansas ( <i>Lampsilis powellii</i> ) - Wherever found	T	\$16,901	\$1,303,413,362
936	Heau ( <i>Exocarpos luteolus</i> ) - Wherever found	E	\$16,819	\$1,303,430,181
937	Sculpin, Grotto ( <i>Cottus specus</i> ) - Wherever found	E	\$16,818	\$1,303,446,999
938	No Common Name ( <i>Schiedea membranacea</i> ) - Wherever found	E	\$16,792	\$1,303,463,791
939	Crayfish, Nashville ( <i>Orconectes shoupi</i> ) - Wherever found	E	\$16,700	\$1,303,480,491
940	Cactus, Siler pincushion ( <i>Pediocactus</i> (=Echinocactus,=Utahia) sileri) - Wherever found	T	\$16,600	\$1,303,497,091
941	Salamander, San Marcos ( <i>Eurycea nana</i> ) - Wherever found	T	\$16,500	\$1,303,513,591
942	Ambersnail, Kanab ( <i>Oxyloma haydeni kanabensis</i> ) - Wherever found	E	\$16,300	\$1,303,529,891
943	Damselfly, blackline Hawaiian ( <i>Megalagrion nigrohamatum nigrolineatum</i> ) - Wherever found	E	\$16,296	\$1,303,546,187
944	Kuahii lauakahi ( <i>Plantago hawaiiensis</i> ) - Wherever found	E	\$16,252	\$1,303,562,439
945	No Common Name ( <i>Pteris lidgatei</i> ) - Wherever found	E	\$16,200	\$1,303,578,639
946	Haha ( <i>Cyanea rivularis</i> ) - Wherever found	E	\$16,155	\$1,303,594,794
947	Iliau, dwarf ( <i>Wilkesia hobbdyi</i> ) - Wherever found	E	\$16,110	\$1,303,610,904
948	Sucker, Zuni bluehead ( <i>Catostomus discobolus yarrowi</i> ) - Wherever found	E	\$15,983	\$1,303,626,887
949	No Common Name ( <i>Maesa walkeri</i> ) - Wherever found	T	\$15,932	\$1,303,642,819
950	No Common Name ( <i>Amaranthus brownii</i> ) - Wherever found	E	\$15,705	\$1,303,658,524

Rank	Species (50 CFR Part 17)	Status	Species Total	Cumulative Total
951	Rabbitsfoot, rough (Quadrula cylindrica strigillata) - Wherever found	E	\$15,700	\$1,303,674,224
951	Cladonia, Florida perforate (Cladonia perforata) - Wherever found	E	\$15,700	\$1,303,689,924
952	Mint, Lakela's (Dicerandra immaculata) - Wherever found	E	\$15,500	\$1,303,705,424
952	No Common Name (Schoepfia arenaria) - Wherever found	T	\$15,500	\$1,303,720,924
953	`Oha wai (Clermontia pyricularia) - Wherever found	E	\$15,463	\$1,303,736,387
954	Haha (Cyanea kuhihewa) - Wherever found	E	\$15,428	\$1,303,751,815
954	Haha (Cyanea eleeleensis) - Wherever found	E	\$15,428	\$1,303,767,243
954	Haha (Cyanea dolichopoda) - Wherever found	E	\$15,428	\$1,303,782,671
955	No Common Name (Platydesma remyi) - Wherever found	E	\$15,408	\$1,303,798,079
955	No Common Name (Cytandra wagneri) - Wherever found	E	\$15,408	\$1,303,813,487
956	Kaulu (Pteralyxia macrocarpa) - Wherever found	E	\$15,369	\$1,303,828,856
957	Haha (Cyanea st.-johnii) - Wherever found	E	\$15,322	\$1,303,844,178
958	Sandwort, Cumberland (Arenaria cumberlandensis) - Wherever found	E	\$15,220	\$1,303,859,398
959	Leopard, snow (Uncia (=Panthera) uncia) - Wherever found	E	\$15,200	\$1,303,874,598
959	Snake, Atlantic salt marsh (Nerodia clarkii taeniata) - Wherever found	T	\$15,200	\$1,303,889,798
960	A'e (Zanthoxylum oahuense) - Wherever found	E	\$15,135	\$1,303,904,933
961	Pinkroot, gentian (Spigelia gentianoides) - Wherever found	E	\$15,058	\$1,303,919,991
962	`Anunu (Sicyos albus) - Wherever found	E	\$15,019	\$1,303,935,010
963	Madtom, chucky (Noturus crypticus) - Wherever found	E	\$15,000	\$1,303,950,010
963	Beetle, Coffin Cave mold (Batrisodes texanus) - Wherever found	E	\$15,000	\$1,303,965,010
963	No Common Name (Eugenia woodburyana) - Wherever found	E	\$15,000	\$1,303,980,010
963	Quillwort, black spored (Isoetes melanospora) - Wherever found	E	\$15,000	\$1,303,995,010
964	Turtle, yellow-blotched map (Graptemys flavimaculata) - Wherever found	T	\$14,893	\$1,304,009,903
965	No Common Name (Pittosporum hawaiiense) - Wherever found	E	\$14,820	\$1,304,024,723
966	Bedstraw, El Dorado (Galium californicum ssp. sierrae) - Wherever found	E	\$14,810	\$1,304,039,533
967	Beaked-rush, Knieskern's (Rhynchospora knieskernii) - Wherever found	T	\$14,806	\$1,304,054,339
968	Pua`ala (Brighamia rockii) - Wherever found	E	\$14,769	\$1,304,069,108
969	`Aiea (Nothocestrum peltatum) - Wherever found	E	\$14,764	\$1,304,083,872

Rank	Species (50 CFR Part 17)	Status	Species Total	Cumulative Total
969	No Common Name (Remya montgomeryi) - Wherever found	E	\$14,764	\$1,304,098,636
970	No Common Name (Lobelia oahuensis) - Wherever found	E	\$14,744	\$1,304,113,380
971	Cactus, Pariette (Sclerocactus brevispinus) - Wherever found	T	\$14,726	\$1,304,128,106
972	Haha (Cyanea hamatiflora ssp. carlsonii) - Wherever found	E	\$14,672	\$1,304,142,778
973	Grass, Tennessee yellow-eyed (Xyris tennesseensis) - Wherever found	E	\$14,653	\$1,304,157,431
974	Tuctoria, Greene's (Tuctoria greenei) - Wherever found	E	\$14,567	\$1,304,171,998
975	Alani (Melicope adscendens) - Wherever found	E	\$14,543	\$1,304,186,541
976	No Common Name (Geocarpon minimum) - Wherever found	T	\$14,503	\$1,304,201,044
977	Iguana, Mona ground (Cyclura stejnegeri) - Wherever found	T	\$14,500	\$1,304,215,544
977	Monkeyface, Appalachian (pearlymussel) (Quadrula sparsa) - Wherever found	E	\$14,500	\$1,304,230,044
978	Ha'iwale (Cyrtandra giffardii) - Wherever found	E	\$14,450	\$1,304,244,494
979	Silversword, Mauna Loa (=Ka'u) (Argyroxiphium kauense) - Wherever found	E	\$14,420	\$1,304,258,914
980	Fleabane, Zuni (Erigeron rhizomatus) - Wherever found	T	\$14,404	\$1,304,273,318
981	Haha (Cyanea lanceolata) - Wherever found	E	\$14,355	\$1,304,287,673
982	Tarplant, Santa Cruz (Holocarpha macradenia) - Wherever found	T	\$14,303	\$1,304,301,976
983	Cactus, Cochise pincushion (Coryphantha robbinsiorum) - Wherever found	T	\$14,300	\$1,304,316,276
984	Watercress, Gambel's (Rorippa gambellii) - Wherever found	E	\$14,277	\$1,304,330,553
985	No Common Name (Phyllostegia velutina) - Wherever found	E	\$14,192	\$1,304,344,745
986	No Common Name (Acropora retusa) - Wherever found	T	\$14,122	\$1,304,358,867
987	Erubia (Solanum drymophilum) - Wherever found	E	\$14,100	\$1,304,372,967
988	Grass, Colusa (Neostapfia colusana) - Wherever found	T	\$14,089	\$1,304,387,056
989	Lizard, St. Croix ground (Ameiva polops) - Wherever found	E	\$14,000	\$1,304,401,056
990	No Common Name (Schiedea kauaiensis) - Wherever found	E	\$13,922	\$1,304,414,978
991	No Common Name (Polyscias bisattenuata) - Wherever found	E	\$13,904	\$1,304,428,882
992	Snail, painted snake coiled forest (Anguispira picta) - Wherever found	T	\$13,900	\$1,304,442,782
993	Awiiwi (Schenkia sebaeoides) - Wherever found	E	\$13,879	\$1,304,456,661
994	No Common Name (Gouania vitifolia) - Wherever found	E	\$13,877	\$1,304,470,538

Rank	Species (50 CFR Part 17)	Status	Species Total	Cumulative Total
995	Lo'ulu (Pritchardia schattaueri) - Wherever found	E	\$13,820	\$1,304,484,358
996	Daisy, Lakeside (Hymenoxys herbacea) - Wherever found	T	\$13,809	\$1,304,498,167
997	Kopiko (Psychotria grandiflora) - Wherever found	E	\$13,772	\$1,304,511,939
998	No Common Name (Nervilia jacksoniae) - Wherever found	T	\$13,764	\$1,304,525,703
999	Nighthjar, Puerto Rican (Caprimulgus noctitherus) - Wherever found	E	\$13,700	\$1,304,539,403
999	Wire-lettuce, Malheur (Stephanomeria malheurensis) - Wherever found	E	\$13,700	\$1,304,553,103
1000	Alani (Melicope knudsenii) - Wherever found	E	\$13,686	\$1,304,566,789
1001	Ha'iwale (Cyrtandra viridiflora) - Wherever found	E	\$13,683	\$1,304,580,472
1002	Butterfly, Mount Charleston blue (Icaricia (Plebejus) shasta charlestonensis) - Wherever found	E	\$13,678	\$1,304,594,150
1003	Spurge, Hoover's (Chamaesyce hooveri) - Wherever found	T	\$13,662	\$1,304,607,812
1004	Shrimp, Kentucky cave (Palaemonias ganteri) - Wherever found	E	\$13,650	\$1,304,621,462
1005	No Common Name (Silene perimani) - Wherever found	E	\$13,646	\$1,304,635,108
1006	No Common Name (Phyllostegia pilosa) - Wherever found	E	\$13,609	\$1,304,648,717
1007	Orcutt grass, Sacramento (Orcuttia viscida) - Wherever found	E	\$13,530	\$1,304,662,247
1008	No Common Name (Silene alexandri) - Wherever found	E	\$13,529	\$1,304,675,776
1008	Haha (Cyanea procera) - Wherever found	E	\$13,529	\$1,304,689,305
1008	No Common Name (Lysimachia maxima) - Wherever found	E	\$13,529	\$1,304,702,834
1008	No Common Name (Phyllostegia mannii) - Wherever found	E	\$13,529	\$1,304,716,363
1008	No Common Name (Phyllostegia hispida) - Wherever found	E	\$13,529	\$1,304,729,892
1009	Frankenia, Johnston's (Frankenia johnstonii) - Wherever found	E	\$13,500	\$1,304,743,392
1010	Koki'o, Cooke's (Kokia cookei) - Wherever found	E	\$13,478	\$1,304,756,870
1010	Alani (Melicope mucronulata) - Wherever found	E	\$13,478	\$1,304,770,348
1011	Alani (Melicope degeneri) - Wherever found	E	\$13,348	\$1,304,783,696
1011	Kamakahala (Lobordia lydgatei) - Wherever found	E	\$13,348	\$1,304,797,044
1012	Rose-mallow, Neches River (Hibiscus dasycalyx) - Wherever found	T	\$13,343	\$1,304,810,387
1013	No Common Name (Phyllostegia warshaueri) - Wherever found	E	\$13,311	\$1,304,823,698
1014	Mint, scrub (Dicerandra frutescens) - Wherever found	E	\$13,300	\$1,304,836,998
1015	Buckwheat, Umtanum Desert (Eriogonum codium) - Wherever found	T	\$13,275	\$1,304,850,273

Rank	Species (50 CFR Part 17)	Status	Species Total	Cumulative Total
1016	Acornshell, southern (Epioblasma othcaloogensis) - Wherever found	E	\$13,201	\$1,304,863,474
1017	Hau kuahiwi (Hibiscadelphus giffardianus) - Wherever found	E	\$13,151	\$1,304,876,625
1018	Hypericum, highlands scrub (Hypericum cumulicola) - Wherever found	E	\$13,100	\$1,304,889,725
1018	Chumbo, Higo (Harrisia portoricensis) - Wherever found	T	\$13,100	\$1,304,902,825
1018	No Common Name (Vernonia proctorii) - Wherever found	E	\$13,100	\$1,304,915,925
1019	Darter, goldline (Percina aurilineata) - Wherever found	T	\$13,070	\$1,304,928,995
1020	`Ahinahina (Argyroxiphium sandwicense ssp. sandwicense) - Wherever found	E	\$13,033	\$1,304,942,028
1021	Damselfly, oceanic Hawaiian (Megalagrion oceanicum) - Wherever found	E	\$13,014	\$1,304,955,042
1022	Nohoanu (Geranium kauaiense) - Wherever found	E	\$13,005	\$1,304,968,047
1023	Pearlymussel, birdwing (Lemiox rimosus) - Wherever found; Except where listed as Experimental Populations	E	\$13,000	\$1,304,981,047
1023	Manaca, palma de (Calyptronoma rivalis) - Wherever found	T	\$13,000	\$1,304,994,047
1023	No Common Name (Myrcia paganii) - Wherever found	E	\$13,000	\$1,305,007,047
1024	No Common Name (Pittosporum halophilum) - Wherever found	E	\$12,920	\$1,305,019,967
1025	Pawpaw, four-petal (Asimina tetramera) - Wherever found	E	\$12,900	\$1,305,032,867
1026	Gardenia (=Na`u), Hawaiian (Gardenia brighamii) - Wherever found	E	\$12,894	\$1,305,045,761
1027	Phacelia, North Park (Phacelia formosula) - Wherever found	E	\$12,707	\$1,305,058,468
1028	Na`ena`e (Dubautia plantaginea ssp. humilis) - Wherever found	E	\$12,691	\$1,305,071,159
1029	Sculpin, pygmy (Cottus paulus (=pygmaeus)) - Wherever found	T	\$12,667	\$1,305,083,826
1030	`Awikiwiki (Canavalia napaliensis) - Wherever found	E	\$12,666	\$1,305,096,492
1031	`aku`aku (Cyanea platyphylla) - Wherever found	E	\$12,639	\$1,305,109,131
1032	Mapleleaf, winged (Quadrula fragosa) - U.S.A. (AL-specified portions of the Tennessee River; see 17.85(a)(1))	EXPN	\$12,500	\$1,305,121,631
1032	Sunflower, whorled (Helianthus verticillatus) - Wherever found	E	\$12,500	\$1,305,134,131
1033	Haha (Cyanea obtusa) - Wherever found	E	\$12,464	\$1,305,146,595
1033	No Common Name (Stenogyne kauaulaensis) - Wherever found	E	\$12,464	\$1,305,159,059
1034	Milkvetch, Osterhout (Astragalus osterhoutii) - Wherever found	E	\$12,441	\$1,305,171,500
1035	Bedstraw, island (Galium buxifolium) - Wherever found	E	\$12,404	\$1,305,183,904

Rank	Species (50 CFR Part 17)	Status	Species Total	Cumulative Total
1036	Beetle, Comal Springs riffle (Heterelmis comalensis) - Wherever found	E	\$12,400	\$1,305,196,304
1036	Beetle, Comal Springs dryopid (Stygoparnus comalensis) - Wherever found	E	\$12,400	\$1,305,208,704
1036	Rhododendron, Chapman (Rhododendron chapmanii) - Wherever found	E	\$12,400	\$1,305,221,104
1037	Kidneyshell, triangular (Ptychobranchus greenii) - Wherever found	E	\$12,359	\$1,305,233,463
1038	No Common Name (Tetramolopium lepidotum ssp. lepidotum) - Wherever found	E	\$12,251	\$1,305,245,714
1039	Meshweaver, Braken Bat Cave (Cicurina venii) - Wherever found	E	\$12,200	\$1,305,257,914
1040	Haha (Cyanea lobata) - Wherever found	E	\$12,195	\$1,305,270,109
1041	No Common Name (Diplazium molokaiense) - Wherever found	E	\$12,172	\$1,305,282,281
1042	Springsnail, Koster's (Juturnia kosteri) - Wherever found	E	\$12,150	\$1,305,294,431
1043	Pelos del diablo (Aristida portoricensis) - Wherever found	E	\$12,100	\$1,305,306,531
1043	Palo de ramon (Banara vanderbiltii) - Wherever found	E	\$12,100	\$1,305,318,631
1044	Beetle, Tooth Cave ground (Rhadine persephone) - Wherever found	E	\$12,000	\$1,305,330,631
1044	Beetle, Helotes mold (Batrisodes venyivi) - Wherever found	E	\$12,000	\$1,305,342,631
1044	Spider, Government Canyon Bat Cave (Neoleptoneta microps) - Wherever found	E	\$12,000	\$1,305,354,631
1044	Meshweaver, Government Canyon Bat Cave (Cicurina vespera) - Wherever found	E	\$12,000	\$1,305,366,631
1045	Haha (Cyanea truncata) - Wherever found	E	\$11,981	\$1,305,378,612
1046	Rock-cress, Hoffmann's (Arabis hoffmannii) - Wherever found	E	\$11,976	\$1,305,390,588
1047	No Common Name (Delissea undulata) - Wherever found	E	\$11,958	\$1,305,402,546
1048	Lo`ulu (Pritchardia maideniana) - Wherever found	E	\$11,948	\$1,305,414,494
1049	No Common Name (Bonamia menziesii) - Wherever found	E	\$11,947	\$1,305,426,441
1050	`Oha wai (Clermontia oblongifolia ssp. brevipes) - Wherever found	E	\$11,931	\$1,305,438,372
1051	`Ala`ala wai nui (Peperomia subpetiolata) - Wherever found	E	\$11,926	\$1,305,450,298
1052	Pamakani (Tetramolopium capillare) - Wherever found	E	\$11,890	\$1,305,462,188
1052	Kamakahala (Lobordia tinifolia var. lanaiensis) - Wherever found	E	\$11,890	\$1,305,474,078
1052	No Common Name (Lysimachia lydgatei) - Wherever found	E	\$11,890	\$1,305,485,968
1052	Kohe malama malama o kanaloa (Kanaloa kahoolawensis) - Wherever found	E	\$11,890	\$1,305,497,858

Rank	Species (50 CFR Part 17)	Status	Species Total	Cumulative Total
1053	Rush-rose, island (Helianthemum greenei) - Wherever found	T	\$11,880	\$1,305,509,738
1053	Schiedea, Diamond Head (Schiedea adamantis) - Wherever found	E	\$11,880	\$1,305,521,618
1053	Opuhe (Ureia kaalae) - Wherever found	E	\$11,880	\$1,305,533,498
1054	Bush-mallow, Santa Cruz Island (Malacothamnus fasciculatus var. nesioticus) - Wherever found	E	\$11,876	\$1,305,545,374
1054	Phacelia, island (Phacelia insularis ssp. insularis) - Wherever found	E	\$11,876	\$1,305,557,250
1055	Hau kuahiwi (Hibiscadelphus hualalaiensis) - Wherever found	E	\$11,875	\$1,305,569,125
1056	Goldenrod, Short's (Solidago shortii) - Wherever found	E	\$11,860	\$1,305,580,985
1057	Olulu (Brighamia insignis) - Wherever found	E	\$11,843	\$1,305,592,828
1058	Rockcress, Georgia (Arabis georgiana) - Wherever found	T	\$11,808	\$1,305,604,636
1059	No Common Name (Schiedea diffusa ssp. macraei) - Wherever found	E	\$11,764	\$1,305,616,400
1060	Alani (Melicope haupeensis) - Wherever found	E	\$11,744	\$1,305,628,144
1060	No Common Name (Viola helenae) - Wherever found	E	\$11,744	\$1,305,639,888
1060	Nani wai'ale'ale (Viola kauaiensis var. wahiawaensis) - Wherever found	E	\$11,744	\$1,305,651,632
1060	Kolea (Myrsine mezii) - Wherever found	E	\$11,744	\$1,305,663,376
1060	Haha (Cyanea undulata) - Wherever found	E	\$11,744	\$1,305,675,120
1060	Na'ena'e (Dubautia pauciflora) - Wherever found	E	\$11,744	\$1,305,686,864
1060	No Common Name (Phyllostegia waimeae) - Wherever found	E	\$11,744	\$1,305,698,608
1060	Lo'ulu (Pritchardia viscosa) - Wherever found	E	\$11,744	\$1,305,710,352
1060	Kolea (Myrsine knudsenii) - Wherever found	E	\$11,744	\$1,305,722,096
1061	Combsshell, southern (Epioblasma penita) - Wherever found	E	\$11,734	\$1,305,733,830
1062	No Common Name (Lysimachia pendens) - Wherever found	E	\$11,700	\$1,305,745,530
1063	No Common Name (Delissea rhytidosperra) - Wherever found	E	\$11,693	\$1,305,757,223
1063	No Common Name (Stenogyne campanulata) - Wherever found	E	\$11,693	\$1,305,768,916
1063	No Common Name (Stenogyne kealiae) - Wherever found	E	\$11,693	\$1,305,780,609
1064	Beetle, Mount Hermon June (Polyphylla barbata) - Wherever found	E	\$11,681	\$1,305,792,290
1064	Pentachaeta, Lyon's (Pentachaeta lyonii) - Wherever found	E	\$11,681	\$1,305,803,971
1064	Tarplant, Gaviota (Deinandra increscens ssp. villosa) - Wherever found	E	\$11,681	\$1,305,815,652

Rank	Species (50 CFR Part 17)	Status	Species Total	Cumulative Total
1064	Monkeyflower, Vandenber (Diplacus vandenbergensis) - Wherever found	E	\$11,681	\$1,305,827,333
1065	Poppy, Sacramento prickly (Argemone pleiacantha ssp. pinnatisecta) - Wherever found	E	\$11,660	\$1,305,838,993
1066	Pussypaws, Mariposa (Calyptridium pulchellum) - Wherever found	T	\$11,620	\$1,305,850,613
1066	Morning-glory, Stebbins' (Calystegia stebbinsii) - Wherever found	E	\$11,620	\$1,305,862,233
1067	No Common Name (Cyanea purpurellifolia) - Wherever found	E	\$11,587	\$1,305,873,820
1068	Haha (Cyanea asarifolia) - Wherever found	E	\$11,553	\$1,305,885,373
1069	Ha`iwale (Cyrtandra kaulantha) - Wherever found	E	\$11,536	\$1,305,896,909
1069	No Common Name (Cyrtandra gracilis) - Wherever found	E	\$11,536	\$1,305,908,445
1069	Alani (Melicope hiakae) - Wherever found	E	\$11,536	\$1,305,919,981
1069	Haha (Cyanea remyi) - Wherever found	E	\$11,536	\$1,305,931,517
1070	No Common Name (Lobelia monostachya) - Wherever found	E	\$11,503	\$1,305,943,020
1071	Ha`iwale (Cyrtandra oenobarba) - Wherever found	E	\$11,502	\$1,305,954,522
1072	Sea turtle, green (Chelonia mydas) - Mediterranean DPS	E	\$11,500	\$1,305,966,022
1072	Sea turtle, loggerhead (Caretta caretta) - Mediterranean Sea DPS	E	\$11,500	\$1,305,977,522
1072	No Common Name (Cranichis ricartii) - Wherever found	E	\$11,500	\$1,305,989,022
1073	`Akoko (Euphorbia haeleleana) - Wherever found	E	\$11,472	\$1,306,000,494
1074	Pu`uka`a (Cyperus trachysanthos) - Wherever found	E	\$11,468	\$1,306,011,962
1075	Maple (Cyrtandra cyaneoides) - Wherever found	E	\$11,377	\$1,306,023,339
1076	No Common Name (Schiedea laui) - Wherever found	E	\$11,366	\$1,306,034,705
1077	Madtom, pygmy (Noturus stanauli) - Wherever found	E	\$11,360	\$1,306,046,065
1078	Cactus, Key tree (Pilosocereus robinii) - Wherever found	E	\$11,318	\$1,306,057,383
1079	Bush-clover, prairie (Lespedeza leptostachya) - Wherever found	T	\$11,260	\$1,306,068,643
1080	Kolea (Myrsine linearifolia) - Wherever found	T	\$11,227	\$1,306,079,870
1081	Lupine, clover (Lupinus tidestromii) - Wherever found	E	\$11,194	\$1,306,091,064
1082	No Common Name (Abutilon eremitopetalum) - Wherever found	E	\$11,181	\$1,306,102,245
1082	Haha (Cyanea magnicalyx) - Wherever found	E	\$11,181	\$1,306,113,426
1083	No Common Name (Achyranthes mutica) - Wherever found	E	\$11,120	\$1,306,124,546
1084	No Common Name (Aristida chaseae) - Wherever found	E	\$11,100	\$1,306,135,646
1084	No Common Name (Lyonia truncata var. proctorii) - Wherever found	E	\$11,100	\$1,306,146,746



Rank	Species (50 CFR Part 17)	Status	Species Total	Cumulative Total
1085	Sunburst, Hartweg's golden (Pseudobahia bahiifolia) - Wherever found	E	\$11,090	\$1,306,157,836
1086	Haha (Cyanea calycina) - Wherever found	E	\$11,077	\$1,306,168,913
1087	Chub, Chihuahua (Gila nigrescens) - Wherever found	T	\$11,076	\$1,306,179,989
1088	Manzanita, pallid (Arctostaphylos pallida) - Wherever found	T	\$11,000	\$1,306,190,989
1088	Larkspur, Baker's (Delphinium bakeri) - Wherever found	E	\$11,000	\$1,306,201,989
1088	Blazingstar, scrub (Liatris ohlingerae) - Wherever found	E	\$11,000	\$1,306,212,989
1088	No Common Name (Cordia bellonis) - Wherever found	E	\$11,000	\$1,306,223,989
1088	Palo de nigua (Cornutia obovata) - Wherever found	E	\$11,000	\$1,306,234,989
1088	Uvillo (Eugenia haematocarpa) - Wherever found	E	\$11,000	\$1,306,245,989
1088	No Common Name (Ilex sintenisii) - Wherever found	E	\$11,000	\$1,306,256,989
1089	Lehua makaoe (Lysimachia daphnoides) - Wherever found	E	\$10,977	\$1,306,267,966
1089	Alani (Melicope puberula) - Wherever found	E	\$10,977	\$1,306,278,943
1090	No Common Name (Polyscias flynnii) - Wherever found	E	\$10,913	\$1,306,289,856
1091	Springsnail, Alamosa (Tryonia alamosae) - Wherever found	E	\$10,905	\$1,306,300,761
1092	Haha (Cyanea dunbariae) - Wherever found	E	\$10,904	\$1,306,311,665
1093	Finch, Laysan (honeycreeper) (Telespyza cantans) - Wherever found	E	\$10,898	\$1,306,322,563
1094	`Awikiwiki (Canavalia pubescens) - Wherever found	E	\$10,876	\$1,306,333,439
1094	No Common Name (Schiedea jacobii) - Wherever found	E	\$10,876	\$1,306,344,315
1095	Milkpea, Small's (Galactia smallii) - Wherever found	E	\$10,800	\$1,306,355,115
1096	Fox, Santa Cruz Island (Urocyon littoralis santacruzae) - wherever found	E	\$10,773	\$1,306,365,888
1097	Bat, Pacific sheath-tailed (Emballonura semicaudata rotensis) - Wherever found	E	\$10,760	\$1,306,376,648
1098	No Common Name (Lobelia niuhauensis) - Wherever found	E	\$10,749	\$1,306,387,397
1099	Chub, slender (Erimystax cahni) - Wherever found	T	\$10,740	\$1,306,398,137
1100	Jacquemontia, beach (Jacquemontia reclinata) - Wherever found	E	\$10,700	\$1,306,408,837
1101	No Common Name (Sanicula purpurea) - Wherever found	E	\$10,686	\$1,306,419,523
1102	Kamakahala (Lobordia tinifolia var. wahiawaensis) - Wherever found	E	\$10,666	\$1,306,430,189
1103	Thormmint, San Diego (Acanthomintha ilicifolia) - Wherever found	T	\$10,620	\$1,306,440,809
1104	No Common Name (Polyscias lydgatei) - Wherever found	E	\$10,535	\$1,306,451,344
1105	Aupaka (Isodendron laurifolium) - Wherever found	E	\$10,528	\$1,306,461,872
1105	Dudleya, Verity's (Dudleya verityi) - Wherever found	T	\$10,528	\$1,306,472,400

Rank	Species (50 CFR Part 17)	Status	Species Total	Cumulative Total
11106	Cactus, star ( <i>Astrophytum asterias</i> ) - Wherever found	E	\$10,500	\$1,306,482,900
11106	Boxwood, Vahl's ( <i>Buxus vahlii</i> ) - Wherever found	E	\$10,500	\$1,306,493,400
11106	Quillwort, mat-forming ( <i>Isoetes tegetiformans</i> ) - Wherever found	E	\$10,500	\$1,306,503,900
11107	Tarplant, Otay ( <i>Deinandra</i> (=Hemizonia) <i>conjugens</i> ) - Wherever found	T	\$10,438	\$1,306,514,338
11108	Dogweed, ashly ( <i>Thymophylla tephroleuca</i> ) - Wherever found	E	\$10,400	\$1,306,524,738
11109	Turtle, flattened musk ( <i>Sternotherus depressus</i> ) - Black Warrior R. system upstream from Bankhead Dam	T	\$10,313	\$1,306,535,051
11110	Haha ( <i>Cyanea munroi</i> ) - Wherever found	E	\$10,299	\$1,306,545,350
11111	Ha'iwale ( <i>Cyrtandra polyantha</i> ) - Wherever found	E	\$10,292	\$1,306,555,642
11111	Haha ( <i>Cyanea pinnatifida</i> ) - Wherever found	E	\$10,292	\$1,306,565,934
11112	Sneezeweed, Virginia ( <i>Helenium virginicum</i> ) - Wherever found	T	\$10,229	\$1,306,576,163
11113	No Common Name ( <i>Gouania meyenii</i> ) - Wherever found	E	\$10,207	\$1,306,586,370
11113	Bladderpod, kodachrome ( <i>Lesquerella tumulosa</i> ) - Wherever found	E	\$10,207	\$1,306,596,577
11114	Mussel, oyster ( <i>Epioblasma capsaeformis</i> ) - AL: Free-Flowing Reach of the Tennessee River below the Wilson Dam, Colbert and Lauderdale Counties, AL	EXPN	\$10,200	\$1,306,606,777
11115	Naenae ( <i>Dubautia kalalauensis</i> ) - Wherever found	E	\$10,156	\$1,306,616,933
11115	No Common Name ( <i>Lysimachia iniki</i> ) - Wherever found	E	\$10,156	\$1,306,627,089
11116	Clarkia, Vine Hill ( <i>Clarkia imbricata</i> ) - Wherever found	E	\$10,139	\$1,306,637,228
11117	Combshell, upland ( <i>Epioblasma metastrata</i> ) - Wherever found	E	\$10,121	\$1,306,647,349
11118	No Common Name ( <i>Phyllostegia knudsenii</i> ) - Wherever found	E	\$10,105	\$1,306,657,454
11118	Kauai hau kuahiwi ( <i>Hibiscadelphus distans</i> ) - Wherever found	E	\$10,105	\$1,306,667,559
11118	Alani ( <i>Melicope quadrangularis</i> ) - Wherever found	E	\$10,105	\$1,306,677,664
11118	No Common Name ( <i>Phyllostegia wawrana</i> ) - Wherever found	E	\$10,105	\$1,306,687,769
11118	Hau kuahiwi ( <i>Hibiscadelphus woodii</i> ) - Wherever found	E	\$10,105	\$1,306,697,874
11118	No Common Name ( <i>Lysimachia venosa</i> ) - Wherever found	E	\$10,105	\$1,306,707,979
11118	No Common Name ( <i>Schiedea attenuata</i> ) - Wherever found	E	\$10,105	\$1,306,718,084
11118	Naenae ( <i>Dubautia kenwoodii</i> ) - Wherever found	E	\$10,105	\$1,306,728,189
11119	Pigtoe, Cumberland ( <i>Pleurobema gibberum</i> ) - Wherever found	E	\$10,100	\$1,306,738,289
11119	No Common Name ( <i>Varronia rupicola</i> ) - Wherever found	T	\$10,100	\$1,306,748,389

Rank	Species (50 CFR Part 17)	Status	Species Total	Cumulative Total
1119	Cactus, Peebles Navajo ( <i>Pediocactus peeblesianus</i> var. <i>peeblesianus</i> ) - Wherever found	E	\$10,100	\$1,306,758,489
1119	Higuero de sierra ( <i>Crescentia portoricensis</i> ) - Wherever found	E	\$10,100	\$1,306,768,589
1120	Paintbrush, soft-leaved ( <i>Castilleja mollis</i> ) - Wherever found	E	\$10,072	\$1,306,778,661
1121	No Common Name ( <i>Lysimachia scopulensis</i> ) - Wherever found	E	\$10,061	\$1,306,788,722
1122	Diellia, Asplenium-leaved ( <i>Asplenium dielerectum</i> ) - Wherever found	E	\$10,046	\$1,306,798,768
1123	Beardtongue, Parachute ( <i>Penstemon debilis</i> ) - Wherever found	T	\$10,007	\$1,306,808,775
1124	Gecko, Monito ( <i>Sphaerodactylus micropithecus</i> ) - Wherever found	E	\$10,000	\$1,306,818,775
1124	Salamander, Georgetown ( <i>Eurycea naufragia</i> ) - Wherever found	T	\$10,000	\$1,306,828,775
1124	Salamander, Salado ( <i>Eurycea chisholmensis</i> ) - Wherever found	T	\$10,000	\$1,306,838,775
1124	No Common Name ( <i>Daphnopsis hellerana</i> ) - Wherever found	E	\$10,000	\$1,306,848,775
1124	Vervain, Red Hills ( <i>Verbena californica</i> ) - Wherever found	T	\$10,000	\$1,306,858,775
1125	No Common Name ( <i>Platydesma cornuta cornuta</i> ) - Wherever found	E	\$9,955	\$1,306,868,730
1126	No Common Name ( <i>Cyrtandra waiolani</i> ) - Wherever found	E	\$9,948	\$1,306,878,678
1126	No Common Name ( <i>Stenogyne cranwelliae</i> ) - Wherever found	E	\$9,948	\$1,306,888,626
1127	Haha ( <i>Cyanea marksii</i> ) - Wherever found	E	\$9,938	\$1,306,898,564
1128	Phlox, Yreka ( <i>Phlox hirsuta</i> ) - Wherever found	E	\$9,900	\$1,306,908,464
1129	Ha iwale ( <i>Cyrtandra tintinnabula</i> ) - Wherever found	E	\$9,894	\$1,306,918,358
1130	No Common Name ( <i>Viola oahuensis</i> ) - Wherever found	E	\$9,757	\$1,306,928,115
1130	Kolea ( <i>Myrsine juddii</i> ) - Wherever found	E	\$9,757	\$1,306,937,872
1130	Haha ( <i>Cyanea acuminata</i> ) - Wherever found	E	\$9,757	\$1,306,947,629
1131	Shrimp, anchialine pool ( <i>Vetericaris chaceorum</i> ) - Wherever found	E	\$9,683	\$1,306,957,312
1131	Cypress, Santa Cruz ( <i>Cupressus abramsiana</i> ) - Wherever found	T	\$9,683	\$1,306,966,995
1132	Love grass, Fosberg's ( <i>Eragrostis fosbergii</i> ) - Wherever found	E	\$9,653	\$1,306,976,648
1133	Bird's-beak, soft ( <i>Cordylanthus mollis</i> ssp. <i>mollis</i> ) - Wherever found	E	\$9,600	\$1,306,986,248
1133	Bariaco ( <i>Trichilia triacantha</i> ) - Wherever found	E	\$9,600	\$1,306,995,848
1134	No Common Name ( <i>Asplenium dielpallidum</i> ) - Wherever found	E	\$9,540	\$1,307,005,388

Rank	Species (50 CFR Part 17)	Status	Species Total	Cumulative Total
1135	Phlox, Texas trailing (Phlox nivalis ssp. texensis) - Wherever found	E	\$9,500	\$1,307,014,888
1136	Haha (Cyanea copelandii ssp. copelandii) - Wherever found	E	\$9,414	\$1,307,024,302
1137	Alani (Melicope paniculata) - Wherever found	E	\$9,371	\$1,307,033,673
1138	Halomtano, Berenghenas (Solanum guamense) - Wherever found	E	\$9,338	\$1,307,043,011
1139	No Common Name (Tinospora homosepala) - Wherever found	E	\$9,308	\$1,307,052,319
1140	Isopod, Socorro (Thermosphaeroma thermophilus) - Wherever found	E	\$9,298	\$1,307,061,617
1141	Snail, Chittenango ovate amber (Succinea chittenangoensis) - Wherever found	T	\$9,279	\$1,307,070,896
1142	No Common Name (Cyrtandra nanawaleensis) - Wherever found	E	\$9,250	\$1,307,080,146
1143	No Common Name (Remya kauaiensis) - Wherever found	E	\$9,221	\$1,307,089,367
1144	Flax, Carter's small-flowered (Linum carteri carteri) - Wherever found	E	\$9,200	\$1,307,098,567
1145	Bluegrass, Hawaiian (Poa sandvicensis) - Wherever found	E	\$9,199	\$1,307,107,766
1145	No Common Name (Poa siphonoglossa) - Wherever found	E	\$9,199	\$1,307,116,965
1145	Haha (Cyanea recta) - Wherever found	T	\$9,199	\$1,307,126,164
1146	White-eye, Rota bridled (Zosterops rotensis) - Wherever found	E	\$9,178	\$1,307,135,342
1147	Kuawawaenuhu (Schiedea lychnoides) - Wherever found	E	\$9,176	\$1,307,144,518
1148	No Common Name (Phyllanthus saffordii) - Wherever found	E	\$9,169	\$1,307,153,687
1149	`Akoko (Euphorbia eleanoriae) - Wherever found	E	\$9,161	\$1,307,162,848
1150	Beetle, delta green ground (Elaphrus viridis) - Wherever found	T	\$9,160	\$1,307,172,008
1151	Curassow, blue-billed (Crax alberti) - Wherever found	E	\$9,100	\$1,307,181,108
1152	Palo de jazmin (Styrax portoricensis) - Wherever found	E	\$9,000	\$1,307,190,108
1153	Coqui, Llanero (Eleutherodactylus juanaviroei) - Wherever found	E	\$8,990	\$1,307,199,098
1154	`Akoko (Euphorbia rockii) - Wherever found	E	\$8,970	\$1,307,208,068
1155	Damselfly, crimson Hawaiian (Megalastrion leptodemas) - Wherever found	E	\$8,798	\$1,307,216,866
1156	Creeper, Oahu (Paroreomyza maculata) - Wherever found	E	\$8,760	\$1,307,225,626
1157	Fringe-tree, pygmy (Chionanthus pygmaeus) - Wherever found	E	\$8,700	\$1,307,234,326
1157	Milk-vetch, Shiwits (Astragalus ampullarioides) - Wherever found	E	\$8,700	\$1,307,243,026

Rank	Species (50 CFR Part 17)	Status	Species Total	Cumulative Total
1158	Spineflower, slender-horned (Dodecahema leptoceras) - Wherever found	E	\$8,680	\$1,307,251,706
1159	Twinpod, Dudley Bluffs (Physaria obcordata) - Wherever found	T	\$8,648	\$1,307,260,354
1160	Bladderpod, Dudley Bluffs (Lesquerella congesta) - Wherever found	T	\$8,600	\$1,307,268,954
1161	`Akoko (Euphorbia remyi var. remyi) - Wherever found	E	\$8,584	\$1,307,277,538
1161	Koki`o ke`oke`o (Hibiscus waimeae ssp. hanneriae) - Wherever found	E	\$8,584	\$1,307,286,122
1162	Spider, Kauai cave wolf or pe'e maka 'ole (Adelocosa anops) - Wherever found	E	\$8,558	\$1,307,294,680
1162	Amphipod, Kauai cave (Spelaeorchestia koloana) - Wherever found	E	\$8,558	\$1,307,303,238
1163	No Common Name (Schiedea viscosa) - Wherever found	E	\$8,485	\$1,307,311,723
1164	Na'ena'e (Dubautia waialealae) - Wherever found	E	\$8,460	\$1,307,320,183
1165	Gilja, Hoffmann's slender-flowered (Gilia tenuiflora ssp. hoffmannii) - Wherever found	E	\$8,451	\$1,307,328,634
1166	No Common Name (Lobelia koolauensis) - Wherever found	E	\$8,443	\$1,307,337,077
1167	Kaulu (Pteralyxia kauaiensis) - Wherever found	E	\$8,357	\$1,307,345,434
1168	Mustard, Carter's (Warea carteri) - Wherever found	E	\$8,300	\$1,307,353,734
1169	Alani (Melicope balloui) - Wherever found	E	\$8,298	\$1,307,362,032
1170	Madtom, smoky (Noturus baileyi) - Wherever found	E	\$8,280	\$1,307,370,312
1171	Pamakani (Viola chamissoniana ssp. chamissoniana) - Wherever found	E	\$8,277	\$1,307,378,589
1172	Cactus, Lee pincushion (Coryphantha sneedii var. leei) - Wherever found	T	\$8,270	\$1,307,386,859
1173	Thistle, Sacramento Mountains (Cirsium vinaceum) - Wherever found	T	\$8,250	\$1,307,395,109
1174	Pearlymussel, dromedary (Dromus dromas) - AL; Free-Flowing Reach of the Tennessee River below the Wilson Dam, Colbert and Lauderdale Counties, AL	EXPN	\$8,200	\$1,307,403,309
1175	Haha (Cyanea duvalliorum) - Wherever found	E	\$8,146	\$1,307,411,455
1176	Chub, spottfin (Erimonax monachus) - U.S.A. (TN-specified portions of the Tellico River; see 17.84(m)(1)(i))	EXPN	\$8,100	\$1,307,419,555
1176	Bean, Cumberland (pearlymussel) (Villosa trabalis) - AL; Free-Flowing Reach of the Tennessee River below the Wilson Dam, Colbert and Lauderdale Counties, AL	EXPN	\$8,100	\$1,307,427,655
1176	Combshell, Cumberlandian (Epioblasma brevicens) - AL; Free-Flowing Reach of the Tennessee River below the Wilson Dam, Colbert and Lauderdale Counties, AL	EXPN	\$8,100	\$1,307,435,755
1176	No Common Name (Catesbaea melanocarpa) - Wherever found	E	\$8,100	\$1,307,443,855

Rank	Species (50 CFR Part 17)	Status	Species Total	Cumulative Total
1177	Ohā wāi (Clermontia drepanomorpha) - Wherever found	E	\$8,085	\$1,307,451,940
1178	No Common Name (Schiedea hookeri) - Wherever found	E	\$8,077	\$1,307,460,017
1179	Rush-pea, slender (Hoffmannseggia tenella) - Wherever found	E	\$8,076	\$1,307,468,093
1180	Holei (Ochrosia kilauaeensis) - Wherever found	E	\$8,051	\$1,307,476,144
1181	No Common Name (Viola lanaiensis) - Wherever found	E	\$8,015	\$1,307,484,159
1182	No Common Name (Platydesma cornuta decurrens) - Wherever found	E	\$8,011	\$1,307,492,170
1183	Trout, Little Kern golden (Oncorhynchus aguabonita whitei) - Wherever found	T	\$8,009	\$1,307,500,179
1184	Capa rosa (Callicarpa ampla) - Wherever found	E	\$8,000	\$1,307,508,179
1184	No Common Name (Chamaecrista glandulosa var. mirabilis) - Wherever found	E	\$8,000	\$1,307,516,179
1184	No Common Name (Mitracarpus polycladus) - Wherever found	E	\$8,000	\$1,307,524,179
1184	Chupacallos (Pleodendron macranthum) - Wherever found	E	\$8,000	\$1,307,532,179
1184	Palo colorado (Ternstroemia luquillensis) - Wherever found	E	\$8,000	\$1,307,540,179
1184	No Common Name (Gesneria pauciflora) - Wherever found	T	\$8,000	\$1,307,548,179
1184	Fern, Eifin tree (Cyathea dryopteroides) - Wherever found	E	\$8,000	\$1,307,556,179
1184	No Common Name (Thelypteris inabonensis) - Wherever found	E	\$8,000	\$1,307,564,179
1185	Manzanita, Santa Rosa Island (Arctostaphylos confertiflora) - Wherever found	E	\$7,986	\$1,307,572,165
1186	No Common Name (Gouania hillebrandii) - Wherever found	E	\$7,964	\$1,307,580,129
1186	Alani (Melicope munroi) - Wherever found	E	\$7,964	\$1,307,588,093
1186	Ha iwale (Cyrtandra munroi) - Wherever found	E	\$7,964	\$1,307,596,057
1186	No Common Name (Schiedea lydgatei) - Wherever found	E	\$7,964	\$1,307,604,021
1187	No Common Name (Hesperomannia arbuscula) - Wherever found	E	\$7,950	\$1,307,611,971
1188	Makou (Peucedanum sandwicense) - Wherever found	T	\$7,901	\$1,307,619,872
1189	Turtle, Alabama red-bellied (Pseudemys alabamensis) - Wherever found	E	\$7,870	\$1,307,627,742
1190	Woodrat, riparian (=San Joaquin Valley) (Neotoma fuscipes riparia) - Wherever found	E	\$7,866	\$1,307,635,608
1191	Snail, Newcomb's (Erinna newcombi) - Wherever found	T	\$7,848	\$1,307,643,456
1192	Chub, Yaqui (Gilia purpurea) - Wherever found	E	\$7,800	\$1,307,651,256
1193	Dudleya, Santa Monica Mountains (Dudleya cymosa ssp. ovatifolia) - Wherever found	T	\$7,787	\$1,307,659,043
1194	Daisy, Parish's (Erigeron parishii) - Wherever found	T	\$7,759	\$1,307,666,802

Rank	Species (50 CFR Part 17)	Status	Species Total	Cumulative Total
1195	Pilo ( <i>Kadua laxiflora</i> ) - Wherever found	E	\$7,738	\$1,307,674,540
1196	Darter, diamond ( <i>Crystallaria cincotta</i> ) - Wherever found	E	\$7,735	\$1,307,682,275
1197	Kōkī'ō ke'ōke'ō ( <i>Hibiscus arnottianus</i> ssp. <i>immaculatus</i> ) - Wherever found	E	\$7,677	\$1,307,689,952
1198	Anaunau ( <i>Lepidium arbuscula</i> ) - Wherever found	E	\$7,636	\$1,307,697,588
1198	Alani ( <i>Melicope saint-johnii</i> ) - Wherever found	E	\$7,636	\$1,307,705,224
1199	Hala pepe ( <i>Pleomele forbesii</i> ) - Wherever found	E	\$7,635	\$1,307,712,859
1200	Springsnail, Roswell ( <i>Pyrgulopsis roswellensis</i> ) - Wherever found	E	\$7,600	\$1,307,720,459
1200	Cavesnail, Tumbling Creek ( <i>Antrobia culveri</i> ) - Wherever found	E	\$7,600	\$1,307,728,059
1200	Rosemary, short-leaved ( <i>Conradina brevifolia</i> ) - Wherever found	E	\$7,600	\$1,307,735,659
1201	Nehe ( <i>Lipochaeta lobata</i> var. <i>leptophylla</i> ) - Wherever found	E	\$7,550	\$1,307,743,209
1202	Boa, Mona ( <i>Epicrates monensis monensis</i> ) - Wherever found	T	\$7,500	\$1,307,750,709
1202	Guajon ( <i>Eleutherodactylus cooki</i> ) - Wherever found	T	\$7,500	\$1,307,758,209
1202	Blindcat, Mexican (catfish) ( <i>Prietella phreatophila</i> ) - Wherever found	E	\$7,500	\$1,307,765,709
1202	Prickly-ash, St. Thomas ( <i>Zanthoxylum thomsonianum</i> ) - Wherever found	E	\$7,500	\$1,307,773,209
1202	No Common Name ( <i>Auerodendron pauciflorum</i> ) - Wherever found	E	\$7,500	\$1,307,780,709
1202	No Common Name ( <i>Tectaria estremarana</i> ) - Wherever found	E	\$7,500	\$1,307,788,209
1203	Papala ( <i>Charpentiera densiflora</i> ) - Wherever found	E	\$7,343	\$1,307,795,552
1203	Alani ( <i>Melicope christophersenii</i> ) - Wherever found	E	\$7,343	\$1,307,802,895
1203	No Common Name ( <i>Doryopteris angelica</i> ) - Wherever found	E	\$7,343	\$1,307,810,238
1204	Haha ( <i>Cyanea glabra</i> ) - Wherever found	E	\$7,305	\$1,307,817,543
1205	No Common Name ( <i>Asplenium unisorum</i> ) - Wherever found	E	\$7,290	\$1,307,824,833
1206	Damselfly, Rota blue ( <i>Ischnura luta</i> ) - Wherever found	E	\$7,278	\$1,307,832,111
1207	Hornbill, helmeted ( <i>Buceros (=Rhinoplax) vigili</i> ) - Wherever found	E	\$7,250	\$1,307,839,361
1208	Brickell-bush, Florida ( <i>Brickellia mosieri</i> ) - Wherever found	E	\$7,200	\$1,307,846,561
1208	Water-willow, Cooley's ( <i>Justicia cooleyi</i> ) - Wherever found	E	\$7,200	\$1,307,853,761
1209	Kamahala ( <i>Labordia pumila</i> ) - Wherever found	E	\$7,193	\$1,307,860,954
1209	Na'ena'e ( <i>Dubautia plantaginea magnifolia</i> ) - Wherever found	E	\$7,193	\$1,307,868,147

Rank	Species (50 CFR Part 17)	Status	Species Total	Cumulative Total
1210	Sandalwood, Lanai (= iliahi) (Santalum haleakalae var. lanaiense) - Wherever found	E	\$7,177	\$1,307,875,324
1211	Milk-vetch, triple-ribbed (Astragalus tricarlinatus) - Wherever found	E	\$7,160	\$1,307,882,484
1212	Springsnail, Phantom (Pyrgulopsis texana) - Wherever found	E	\$7,100	\$1,307,889,584
1212	Leather flower, Alabama (Clematis socialis) - Wherever found	E	\$7,100	\$1,307,896,684
1212	Ladies-tresses, Canelo Hills (Spiranthes delitescens) - Wherever found	E	\$7,100	\$1,307,903,784
1213	Skipper, Pawnee montane (Hesperia leonardus montana) - Wherever found	T	\$7,071	\$1,307,910,855
1214	Remya, Maui (Remya mauiensis) - Wherever found	E	\$7,050	\$1,307,917,905
1215	No Common Name (Schiedea verticillata) - Wherever found	E	\$7,036	\$1,307,924,941
1215	No Common Name (Phyllostegia glabra var. lanaiensis) - Wherever found	E	\$7,036	\$1,307,931,977
1216	Cat, tiger (Leopardus (=Felis) tigrinus) - Wherever found	E	\$7,000	\$1,307,938,977
1216	Beetle, Kretschmarr Cave mold (Texamaurops reddelli) - Wherever found	E	\$7,000	\$1,307,945,977
1216	Meshweaver, Robber Baron Cave (Cicurina baronia) - Wherever found	E	\$7,000	\$1,307,952,977
1216	Holly, Cook's (Ilex cookii) - Wherever found	E	\$7,000	\$1,307,959,977
1216	No Common Name (Ternstroemia subsessilis) - Wherever found	E	\$7,000	\$1,307,966,977
1216	No Common Name (Elaphoglossum serpens) - Wherever found	E	\$7,000	\$1,307,973,977
1216	No Common Name (Thelypteris verecunda) - Wherever found	E	\$7,000	\$1,307,980,977
1217	Haha (Cyanea gibsonii) - Wherever found	E	\$6,978	\$1,307,987,955
1218	Pilo kea lau li'i (Platydesma rostrata) - Wherever found	E	\$6,973	\$1,307,994,928
1218	Lo'ulu (Pritchardia napaliensis) - Wherever found	E	\$6,973	\$1,308,001,901
1218	Kopiko (Psychotria hobbdyi) - Wherever found	E	\$6,973	\$1,308,008,874
1219	Ko'oko'olau (Bidens conjuncta) - Wherever found	E	\$6,950	\$1,308,015,824
1219	No Common Name (Schiedea sarmentosa) - Wherever found	E	\$6,950	\$1,308,022,774
1219	No Common Name (Schiedea salicaria) - Wherever found	E	\$6,950	\$1,308,029,724
1219	Ha'iwale (Cyrtandra oxybapha) - Wherever found	E	\$6,950	\$1,308,036,674
1219	Kolea (Myrsine vaccinioides) - Wherever found	E	\$6,950	\$1,308,043,624
1219	Nohoanu (Geranium hillebrandii) - Wherever found	E	\$6,950	\$1,308,050,574
1219	Hala pepe (Pleomele fernaldii) - Wherever found	E	\$6,950	\$1,308,057,524



Rank	Species (50 CFR Part 17)	Status	Species Total	Cumulative Total
1220	No Common Name (Festuca molokaiensis) - Wherever found	E	\$6,910	\$1,308,064,434
1221	Whitlow-wort, papery (Paronychia chartacea) - Wherever found	T	\$6,900	\$1,308,071,334
1222	Amphianthus, little (Amphianthus pusillus) - Wherever found	T	\$6,850	\$1,308,078,184
1222	Barbara's Buttons, Mohr's (Marshallia mohrii) - Wherever found	T	\$6,850	\$1,308,085,034
1223	Akoko (Euphorbia kuwaleana) - Wherever found	E	\$6,849	\$1,308,091,883
1224	Fox, Santa Rosa Island (Urocyon littoralis santarosae) - wherever found	E	\$6,839	\$1,308,098,722
1224	Butterfly, lotis blue (Lycaeides argyrognomon lotis) - Wherever found	E	\$6,839	\$1,308,105,561
1225	No Common Name (Cyperus pennatiformis) - Wherever found	E	\$6,827	\$1,308,112,388
1226	Panicgrass, Carter's (Panicum fauriei var. carteri) - Wherever found	E	\$6,815	\$1,308,119,203
1227	Blossom, tubercled (peatlymussel) (Epioblasma torulosa torulosa) - Wherever found; Except where listed as Experimental Populations	E	\$6,764	\$1,308,125,967
1228	Reedgrass, Hillebrand's (Calamagrostis hillebrandii) - Wherever found	E	\$6,737	\$1,308,132,704
1228	Paoua (Ctenitis squamigera) - Wherever found	E	\$6,737	\$1,308,139,441
1229	Crownscale, San Jacinto Valley (Atriplex coronata var. notator) - Wherever found	E	\$6,728	\$1,308,146,169
1230	Cactus, Brady pincushion (Pediocactus bradyi) - Wherever found	E	\$6,650	\$1,308,152,819
1230	Nehe (Melanthera kamolensis) - Wherever found	E	\$6,650	\$1,308,159,469
1231	No Common Name (Gonocalyx concolor) - Wherever found	E	\$6,600	\$1,308,166,069
1232	Haha (Cyanea mcelandoneyi) - Wherever found	E	\$6,575	\$1,308,172,644
1233	Liliwai (Acaena exigua) - Wherever found	E	\$6,516	\$1,308,179,160
1234	Milk-vetch, heliotrope (Astragalus montii) - Wherever found	T	\$6,503	\$1,308,185,663
1235	Anole, Culebra Island giant (Anolis roosevelti) - Wherever found	E	\$6,500	\$1,308,192,163
1235	Shiner, palezone (Notropis albizonatus) - Wherever found	E	\$6,500	\$1,308,198,663
1235	No Common Name (Agave eggersiana) - Wherever found	E	\$6,500	\$1,308,205,163
1235	No Common Name (Mitracarpus maxwelliae) - Wherever found	E	\$6,500	\$1,308,211,663
1235	Peperomia, Wheeler's (Peperomia wheeleri) - Wherever found	E	\$6,500	\$1,308,218,163
1235	No Common Name (Adiantum vivesii) - Wherever found	E	\$6,500	\$1,308,224,663

Rank	Species (50 CFR Part 17)	Status	Species Total	Cumulative Total
1235	No Common Name (Polystichum calderonense) - Wherever found	E	\$6,500	\$1,308,231,163
1235	No Common Name (Thelypteris yaucoensis) - Wherever found	E	\$6,500	\$1,308,237,663
1236	Bladderpod, Spring Creek (Lesquerella perforata) - Wherever found	E	\$6,490	\$1,308,244,153
1237	Aupaka (Isodendron longifolium) - Wherever found	T	\$6,472	\$1,308,250,625
1237	Alani (Melicope pallida) - Wherever found	E	\$6,472	\$1,308,257,097
1237	No Common Name (Lysimachia filifolia) - Wherever found	E	\$6,472	\$1,308,263,569
1238	Oxytheca, Cushenbury (Oxytheca parishii var. goodmaniana) - Wherever found	E	\$6,443	\$1,308,270,012
1239	`Oha wai (Clermontia oblongifolia ssp. mauiensis) - Wherever found	E	\$6,417	\$1,308,276,429
1240	Polygonum, Scotts Valley (Polygonum hickmanii) - Wherever found	E	\$6,411	\$1,308,282,840
1241	No Common Name (Keyseria (=Lagenifera) erici) - Wherever found	E	\$6,406	\$1,308,289,246
1241	No Common Name (Keyseria (=Lagenifera) helenae) - Wherever found	E	\$6,406	\$1,308,295,652
1242	Springsnail, San Bernardino (Pyrgulopsis bernardina) - Wherever found	T	\$6,400	\$1,308,302,052
1243	Ma`oili`oli (Schiedea kealiae) - Wherever found	E	\$6,359	\$1,308,308,411
1244	Walnut (=Nogal), West Indian (Juglans jamaicensis) - Wherever found	E	\$6,348	\$1,308,314,759
1245	Haha (Cyanea mauiensis) - Wherever found	E	\$6,322	\$1,308,321,081
1246	Ha`iwale (Cyrtandra subumbellata) - Wherever found	E	\$6,315	\$1,308,327,396
1246	Ha`iwale (Cyrtandra crenata) - Wherever found	E	\$6,315	\$1,308,333,711
1246	No Common Name (Trematolobelia singularis) - Wherever found	E	\$6,315	\$1,308,340,026
1247	Snail, Langford's tree (Partula langfordi) - Wherever found	E	\$6,314	\$1,308,346,340
1248	Moccasinshell, Coosa (Medionidus parvulus) - Wherever found	E	\$6,300	\$1,308,352,640
1249	No Common Name (Bidens hillebrandiana ssp. hillebrandiana) - Wherever found	E	\$6,250	\$1,308,358,890
1250	Milk-vetch, Cushenbury (Astragalus albens) - Wherever found	E	\$6,243	\$1,308,365,133
1251	Aumakua, Palapalai (Dryopteris crinalis var. podosorus) - Wherever found	E	\$6,223	\$1,308,371,356
1252	Snake, copperbelly water (Nerodia erythrogaster neglecta) - Indiana north of 40 degrees north latitude, Michigan, Ohio	T	\$6,192	\$1,308,377,548
1253	Phacelia, clay (Phacelia argillacea) - Wherever found	E	\$6,180	\$1,308,383,728
1254	Koholapehu (Dubautia latifolia) - Wherever found	E	\$6,179	\$1,308,389,907

Rank	Species (50 CFR Part 17)	Status	Species Total	Cumulative Total
1254	No Common Name (Hesperomannia lydgatei) - Wherever found	E	\$6,179	\$1,308,396,086
1254	Hibiscus, Clay's (Hibiscus clayi) - Wherever found	E	\$6,179	\$1,308,402,265
1254	Bluegrass, Mann's (Poa mannii) - Wherever found	E	\$6,179	\$1,308,408,444
1254	Ma`oli`oli (Schiedea apokremnos) - Wherever found	E	\$6,179	\$1,308,414,623
1254	No Common Name (Schiedea helleri) - Wherever found	E	\$6,179	\$1,308,420,802
1254	No Common Name (Schiedea spergulina var. leiopoda) - Wherever found	E	\$6,179	\$1,308,426,981
1254	Laulihilahi (Schiedea stellariooides) - Wherever found	E	\$6,179	\$1,308,433,160
1254	Na`ena`e (Dubautia imbricata imbricata) - Wherever found	E	\$6,179	\$1,308,439,339
1254	Kamakahala (Lobordia helleri) - Wherever found	E	\$6,179	\$1,308,445,518
1254	Lo`ulu, (=Na`ena`e) (Pritchardia hardyi) - Wherever found	E	\$6,179	\$1,308,451,697
1254	No Common Name (Phyllostegia renovans) - Wherever found	E	\$6,179	\$1,308,457,876
1254	No Common Name (Doryopteris takeuchii) - Wherever found	E	\$6,179	\$1,308,464,055
1255	No Common Name (Cyperus fauriei) - Wherever found	E	\$6,163	\$1,308,470,218
1256	Skink, Slevin's (Eomoia slevini) - Wherever found	E	\$6,145	\$1,308,476,363
1257	Catspaw, white (pearlymusse!) (Epioblasma obliquata perobliqua) - Wherever found	E	\$6,110	\$1,308,482,473
1258	Shiner, beautiful (Cyprinella formosa) - Wherever found	T	\$6,100	\$1,308,488,573
1259	Fly, Hawaiian picture-wing (Drosophila obatai) - Wherever found	E	\$6,026	\$1,308,494,599
1260	Lo`ulu (Pritchardia remota) - Wherever found	E	\$6,022	\$1,308,500,621
1260	Alani (Melicope makahae) - Wherever found	E	\$6,022	\$1,308,506,643
1260	Ha`iwale (Cyrtandra sessilis) - Wherever found	E	\$6,022	\$1,308,512,665
1260	Hulumoa (Korthalsella degeneri) - Wherever found	E	\$6,022	\$1,308,518,687
1260	Ko`oko`olau (Bidens amplectens) - Wherever found	E	\$6,022	\$1,308,524,709
1261	Crow, white-necked (Corvus leucognaphalus) - Wherever found	E	\$6,000	\$1,308,530,709
1261	Gambusia, Big Bend (Gambusia gaigei) - Wherever found	E	\$6,000	\$1,308,536,709
1261	Darter, watercress (Etheostoma nuchale) - Wherever found	E	\$6,000	\$1,308,542,709
1261	No Common Name (Calyptanthus thomasiana) - Wherever found	E	\$6,000	\$1,308,548,709
1261	No Common Name (Leptocereus grantianus) - Wherever found	E	\$6,000	\$1,308,554,709
1261	Thoroughwort, Cape Sable (Chromolaena frustrata) - Wherever found	E	\$6,000	\$1,308,560,709
1262	Springsnail, Chupadera (Pyrgulopsis chupadera) - Wherever found	E	\$5,980	\$1,308,566,689

Rank	Species (50 CFR Part 17)	Status	Species Total	Cumulative Total
1263	Snail, Stock Island tree (Orthalicus reses (not incl. nesodyras)) - Wherever found	T	\$5,910	\$1,308,572,599
1264	Bluecurls, Hidden Lake (Trichostema austromontanum ssp. compactum) - Wherever found	T	\$5,800	\$1,308,578,399
1265	Nehe (Lipochaeta micrantha) - Wherever found	E	\$5,745	\$1,308,584,144
1266	'Akoko (Euphorbia deppeana) - Wherever found	E	\$5,528	\$1,308,589,672
1266	No Common Name (Asplenium dielfalcatum) - Wherever found	E	\$5,528	\$1,308,595,200
1267	Seablite, California (Suaeda californica) -	E	\$5,494	\$1,308,600,694
1268	No Common Name (Kadua st.-johnii) - Wherever found	E	\$5,436	\$1,308,606,130
1269	'Akoko (Euphorbia halemanui) - Wherever found	E	\$5,392	\$1,308,611,522
1269	'Awiwi (Kadua cookiana) - Wherever found	E	\$5,392	\$1,308,616,914
1269	Ha'iwale (Cyrtandra limahuliensis) - Wherever found	T	\$5,392	\$1,308,622,306
1270	Nehe (Lipochaeta waimeaeensis) - Wherever found	E	\$5,374	\$1,308,627,680
1271	Bean, sea (Mucuna sloanei persericea) - Wherever found	E	\$5,362	\$1,308,633,042
1272	Clubshell, ovate (Pleurobema perovatum) - Wherever found	E	\$5,354	\$1,308,638,396
1273	Lessingia, San Francisco (Lessingia germanorum (=L.g. var. germanorum)) - Wherever found	E	\$5,300	\$1,308,643,696
1274	Pigtoe, rough (Pleurobema plenum) - U.S.A. (TN - specified portions of the French Broad and Holston Rivers; see 17.85(b)(1))	EXPN	\$5,260	\$1,308,648,956
1275	'Akoko (Euphorbia remyi var. kauaiensis) - Wherever found	E	\$5,235	\$1,308,654,191
1276	Bellflower, Brooksville (Campanula robinsiae) - Wherever found	E	\$5,200	\$1,308,659,391
1276	Spurge, deltoid (Chamaesyce deltoidea ssp. deltoidea) - Wherever found	E	\$5,200	\$1,308,664,591
1277	No Common Name (Schiedea spergulina var. spergulina) - Wherever found	T	\$5,101	\$1,308,669,692
1278	Sunfish, spring pygmy (Elassoma alabamae) - Wherever found	T	\$5,100	\$1,308,674,792
1279	Fly, Hawaiian picture-wing (Drosophila aglaia) - Wherever found	E	\$5,012	\$1,308,679,804
1280	Damselfly, flying earwig Hawaiian (Megalagrion nesioties) - Wherever found	E	\$5,009	\$1,308,684,813
1281	Paudedo (Hedyotis megalantha) - Wherever found	E	\$5,005	\$1,308,689,818
1282	Madtom, yellowfin (Noturus flavipinnis) - U.S.A. (TN, VA - specified portions of the Holston River and watershed; see 17.84(e)(1)(i))	EXPN	\$5,000	\$1,308,694,818
1282	Snail, noonday (Mesodon clarki nantahala) - Wherever found	T	\$5,000	\$1,308,699,818

Rank	Species (50 CFR Part 17)	Status	Species Total	Cumulative Total
1282	Harvestman, Cokendolpher Cave (Texella cokendolpheri) - Wherever found	E	\$5,000	\$1,308,704,818
1282	Mint, Garrett's (Dicerandra christmanii) - Wherever found	E	\$5,000	\$1,308,709,818
1282	Rosemary, Etonia (Conradina etonia) - Wherever found	E	\$5,000	\$1,308,714,818
1283	Snail, flat-spined three-toothed (Triodopsis platysayoides) - Wherever found	T	\$4,992	\$1,308,719,810
1284	Blossom, turgid (pearlymussel) (Epioblasma turgidula) - AL: Free-Flowing Reach of the Tennessee River below the Wilson Dam, Colbert and Lauderdale Counties, AL	EXPN	\$4,960	\$1,308,724,770
1285	Wahane (Pritchardia aylmer-robinsonii) - Wherever found	E	\$4,944	\$1,308,729,714
1286	Ridge-cress, Barneby (Lepidium barnebyanum) - Wherever found	E	\$4,871	\$1,308,734,585
1287	Nehe (Lipochaeta fauriei) - Wherever found	E	\$4,864	\$1,308,739,449
1288	Pigtoe, finereyed (Fusconaia cuneolus) - AL: Free-Flowing Reach of the Tennessee River below the Wilson Dam, Colbert and Lauderdale Counties, AL	EXPN	\$4,860	\$1,308,744,309
1288	Pigtoe, shiny (Fusconaia cor) - AL: Free-Flowing Reach of the Tennessee River below the Wilson Dam, Colbert and Lauderdale Counties, AL	EXPN	\$4,860	\$1,308,749,169
1289	Flannelbush, Pine Hill (Fremontodendron californicum ssp. decumbens) - Wherever found	E	\$4,850	\$1,308,754,019
1290	Pearlymussel, birdwing (Lemiox rimosus) - AL: Free-Flowing Reach of the Tennessee River below the Wilson Dam, Colbert, and Lauderdale Counties, AL	EXPN	\$4,780	\$1,308,758,799
1291	Riversnail, Anthony's (Athearnia anthonyi) - Wherever found; Except where listed as Experimental Populations	E	\$4,700	\$1,308,763,499
1291	Blue-star, Kearney's (Amsonia kearneyana) - Wherever found	E	\$4,700	\$1,308,768,199
1291	Lily, Minnesota dwarf trout (Erythronium propullans) - Wherever found	E	\$4,700	\$1,308,772,899
1291	Monkey-flower, Michigan (Mimulus michiganensis) - Wherever found	E	\$4,700	\$1,308,777,599
1292	Nukupuu, Kauai (Hemignathus hanapepe) - Wherever found	E	\$4,630	\$1,308,782,229
1293	Cliffrose, Arizona (Purshia (=Cowania) subintegra) - Wherever found	E	\$4,600	\$1,308,786,829
1294	Clarkia, Piñmo (Clarkia speciosa ssp. immaculata) - Wherever found	E	\$4,594	\$1,308,791,423
1295	Sea turtle, loggerhead (Caretta caretta) - South Pacific Ocean DPS	E	\$4,537	\$1,308,795,960
1296	Puma (=cougar), eastern (Puma (=Felis) concolor cougar) - Wherever found	E	\$4,413	\$1,308,800,373
1297	Larkspur, yellow (Delphinium luteum) - Wherever found	E	\$4,400	\$1,308,804,773
1297	Cactus, Florida semaphore (Consolea corallicola) - Wherever found	E	\$4,400	\$1,308,809,173

Rank	Species (50 CFR Part 17)	Status	Species Total	Cumulative Total
1298	Nukupuu, Maui ( <i>Hemignathus affinis</i> ) - Wherever found	E	\$4,390	\$1,308,813,563
1299	Darter, rush ( <i>Etheostoma phytophilum</i> ) - Wherever found	E	\$4,284	\$1,308,817,847
1300	Thrush, Molokai ( <i>Myadestes lanaiensis rutha</i> ) - Wherever found	E	\$4,248	\$1,308,822,095
1301	Fly, Hawaiian picture-wing ( <i>Drosophila digressa</i> ) - Wherever found	E	\$4,197	\$1,308,826,292
1301	Fly, Hawaiian picture-wing ( <i>Drosophila differens</i> ) - Wherever found	E	\$4,197	\$1,308,830,489
1302	Gazelle, dama ( <i>Gazella dama</i> ) - Wherever found	E	\$4,100	\$1,308,834,589
1302	Buttercup, autumn ( <i>Ranunculus aestivalis</i> (=aciformis)) - Wherever found	E	\$4,100	\$1,308,838,689
1302	Sand-verbena, large-fruited ( <i>Abronia macrocarpa</i> ) - Wherever found	E	\$4,100	\$1,308,842,789
1302	Pitcher-plant, Alabama canebrake ( <i>Sarracenia rubra</i> ssp. <i>alabamensis</i> ) - Wherever found	E	\$4,100	\$1,308,846,889
1303	Milk-vetch, coastal dunes ( <i>Astragalus tener</i> var. <i>titi</i> ) - Wherever found	E	\$4,084	\$1,308,850,973
1304	Paintbrush, Tiburon ( <i>Castilleja affinis</i> ssp. <i>neglecta</i> ) - Wherever found	E	\$4,060	\$1,308,855,033
1305	Darter, vermilion ( <i>Etheostoma chermocki</i> ) - Wherever found	E	\$4,000	\$1,308,859,033
1305	Rocksnaill, interrupted (=Georgia) ( <i>Leptoxis foremani</i> ) - Wherever found	E	\$4,000	\$1,308,863,033
1305	Thistle, Suisun ( <i>Cirsium hydrophilum</i> var. <i>hydrophilum</i> ) - Wherever found	E	\$4,000	\$1,308,867,033
1306	Fly, Hawaiian picture-wing ( <i>Drosophila heteroneura</i> ) - Wherever found	E	\$3,998	\$1,308,871,031
1306	Fly, Hawaiian picture-wing ( <i>Drosophila mulli</i> ) - Wherever found	T	\$3,998	\$1,308,875,029
1306	Picture-wing fly, Hawaiian ( <i>Drosophila neoclavisetae</i> ) - Wherever found	E	\$3,998	\$1,308,879,027
1306	Fly, Hawaiian picture-wing ( <i>Drosophila tarphytrichia</i> ) - Wherever found	E	\$3,998	\$1,308,883,025
1306	Fly, Hawaiian picture-wing ( <i>Drosophila hemipeza</i> ) - Wherever found	E	\$3,998	\$1,308,887,023
1306	Fly, Hawaiian picture-wing ( <i>Drosophila ochrobasis</i> ) - Wherever found	E	\$3,998	\$1,308,891,021
1307	Clover, Monterey ( <i>Trifolium trichocalyx</i> ) - Wherever found	E	\$3,994	\$1,308,895,015
1308	Shark, Scalloped Hammerhead ( <i>Sphyrna lewini</i> ) - Eastern Pacific DPS	E	\$3,944	\$1,308,898,959
1309	Reed-mustard, clay ( <i>Schoenocrambe argillacea</i> ) - Wherever found	T	\$3,942	\$1,308,902,901
1310	Dudleya, Conejo ( <i>Dudleya abramsii</i> ssp. <i>parva</i> ) - Wherever found	T	\$3,894	\$1,308,906,795

Rank	Species (50 CFR Part 17)	Status	Species Total	Cumulative Total
1310	Dudleya, marcescent (Dudleya cymosa ssp. marcescens) - Wherever found	T	\$3,894	\$1,308,910,689
1310	Cypress, Gowen (Cupressus goveniana ssp. goveniana) - Wherever found	T	\$3,894	\$1,308,914,583
1311	Malacothrix, Santa Cruz Island (Malacothrix indecora) - Wherever found	E	\$3,891	\$1,308,918,474
1312	Pawpaw, Rugel's (Deeringothamnus rugelii) - Wherever found	E	\$3,800	\$1,308,922,274
1313	Babirusa (Babyrousa babyrussa) - Wherever found	E	\$3,650	\$1,308,925,924
1313	Dwarf-flax, Marin (Hesperolinon congestum) - Wherever found	T	\$3,650	\$1,308,929,574
1314	Buckwheat, lone (incl. Irish Hill) (Eriogonum apricum (incl. var. prostratum)) - Wherever found	E	\$3,600	\$1,308,933,174
1315	Spineflower, Sonoma (Chorizanthe valida) - Wherever found	E	\$3,550	\$1,308,936,724
1316	Spurge, Garber's (Chamaesyce garberi) - Wherever found	T	\$3,515	\$1,308,940,239
1317	Harebells, Avon Park (Crotalaria avonensis) - Wherever found	E	\$3,500	\$1,308,943,739
1318	Milk-vetch, Ventura Marsh (Astragalus pycnostachyus var. lanosissimus) - Wherever found	E	\$3,461	\$1,308,947,200
1319	Dugong (Dugong dugon) - Wherever found	E	\$3,450	\$1,308,950,650
1320	Pò ouli (honeycreeper) (Melamprosops phaeosoma) - Wherever found	E	\$3,444	\$1,308,954,094
1321	Bladderpod, Zapata (Lesquerella thamnophila) - Wherever found	E	\$3,400	\$1,308,957,494
1322	Shiner, Cahaba (Notropis cahabae) - Wherever found	E	\$3,363	\$1,308,960,857
1323	Seal, Saimaa (Phoca hispida saimensis) - Wherever found	E	\$3,332	\$1,308,964,189
1324	Clarkia, Presidio (Clarkia franciscana) - Wherever found	E	\$3,320	\$1,308,967,509
1325	Clover, showy Indian (Trifolium amoenum) - Wherever found	E	\$3,300	\$1,308,970,809
1326	Blossom, green (pearlymussel) (Epioblasma torulosa gubernaculum) - Wherever found	E	\$3,240	\$1,308,974,049
1326	Monkeyface, Appalachian (pearlymussel) (Quadrula sparsa) - USA, (TN - specified portions of the French Broad and Holston Rivers; see 17.85(b)(1))	EXPN	\$3,240	\$1,308,977,289
1327	Oryx, Arabian (Oryx leucoryx) - Wherever found	E	\$3,200	\$1,308,980,489
1327	Lemurs (Lemuridae (incl. genera Lemur, Phaner, Haptemur, Lepitemur, Microcebus, Allocebus, Cherogaleus, Varecia)) - Wherever found	E	\$3,200	\$1,308,983,689
1328	Manzanita, Presidio (Arctostaphylos hookeri var. ravenii) - Wherever found	E	\$3,100	\$1,308,986,789
1329	Mucket, orangenacre (Lampsilis perovialis) - Wherever found	T	\$3,046	\$1,308,989,835

Rank	Species (50 CFR Part 17)	Status	Species Total	Cumulative Total
1330	Marstonia, royal (snail) (Pyrgulopsis ogmorhapse) - Wherever found	E	\$3,000	\$1,308,992,835
1330	Amphipod, Illinois cave (Gammarus acherondytes) - Wherever found	E	\$3,000	\$1,308,995,835
1330	Amphipod, Pecos (Gammarus pecos) - Wherever found	E	\$3,000	\$1,308,998,835
1331	Cactus, Nichol's Turk's head (Echinocactus horizontalis var. nicholii) - Wherever found	E	\$2,900	\$1,309,001,735
1331	Polygala, tiny (Polygala smallii) - Wherever found	E	\$2,900	\$1,309,004,635
1332	Spider, spruce-fir moss (Microhexura montivaga) - Wherever found	E	\$2,800	\$1,309,007,435
1333	Amphipod, diminutive (Gammarus hyalleloides) - Wherever found	E	\$2,600	\$1,309,010,035
1333	Locoweed, Fasset's (Oxytropis campestris var. chartacea) - Wherever found	T	\$2,600	\$1,309,012,635
1333	Bladderpod, white (Lesquerella pallida) - Wherever found	E	\$2,600	\$1,309,015,235
1333	Gladecress, Texas golden (Leavenworthia texana) - Wherever found	E	\$2,600	\$1,309,017,835
1334	Minnow, Rio Grande Silvery (Hybognathus amarus) - Rio Grande, from Little Box Canyon to Amistad Dam	EXPN	\$2,500	\$1,309,020,335
1334	Pearlymussel, birdwing (Lemiox rimosus) - U.S.A. (TN - specified portions of the French Broad and Holston Rivers; see 17.85(b)(1))	EXPN	\$2,500	\$1,309,022,835
1334	Tiger beetle, Ohlone (Cicindela ohlone) - Wherever found	E	\$2,500	\$1,309,025,335
1334	Clarkia, Springville (Clarkia springvillensis) - Wherever found	T	\$2,500	\$1,309,027,835
1334	Leather flower, Morefield's (Clematis morefieldii) - Wherever found	E	\$2,500	\$1,309,030,335
1335	Chub, Sonora (Gila ditaenia) - Wherever found	T	\$2,400	\$1,309,032,735
1336	Woodpecker, ivory-billed (Campephilus principalis) - Wherever found	E	\$2,347	\$1,309,035,082
1337	Roseroot, Leedy's (Rhodiola integrifolia ssp. leedyi) - Wherever found	T	\$2,335	\$1,309,037,417
1338	Ceanothus, Vail Lake (Ceanothus ophiochilus) - Wherever found	T	\$2,204	\$1,309,039,621
1339	Gladecress, Fleshy-fruit (Leavenworthia crassa) - Wherever found	E	\$2,200	\$1,309,041,821
1340	Snail, tulotoma (Tulotoma magnifica) - Wherever found	T	\$2,175	\$1,309,043,996
1341	Paintbrush, ash-grey (Castilleja cinerea) - Wherever found	T	\$2,087	\$1,309,046,083
1342	Parrot, thick-billed (Rhynchopsitta pachyrhyncha) - Wherever found	E	\$2,000	\$1,309,048,083
1343	Buckwheat, cushenbury (Eriogonum ovalifolium var. vineum) - Wherever found	E	\$1,943	\$1,309,050,026



Rank	Species (50 CFR Part 17)	Status	Species Total	Cumulative Total
1344	Ivesia, Ash Meadows (Ivesia kingii var. eremica) - Wherever found	T	\$1,914	\$1,309,051,940
1345	Woundfin (Plagopterus argentissimus) - Gila R. drainage, AZ, NM	EXPN	\$1,900	\$1,309,053,840
1345	Lupine, Nipomo Mesa (Lupinus nipomensis) - Wherever found	E	\$1,900	\$1,309,055,740
1346	Madtom, Scioto (Noturus trautmani) - Wherever found	E	\$1,881	\$1,309,057,621
1347	Cactus, Lloyd's Mariposa (Echinomastus mariposensis) - Wherever found	T	\$1,877	\$1,309,059,498
1348	Salamander, Red Hills (Phaeognathus hubrichti) - Wherever found	T	\$1,839	\$1,309,061,337
1349	Gambusia, San Marcos (Gambusia georgei) - Wherever found	E	\$1,800	\$1,309,063,137
1349	Snail, Virginia fringed mountain (Polygyriscus virginianus) - Wherever found	E	\$1,800	\$1,309,064,937
1350	Taraxacum, California (Taraxacum californicum) - Wherever found	E	\$1,767	\$1,309,066,704
1351	Jewelflower, Tiburon (Streptanthus niger) - Wherever found	E	\$1,750	\$1,309,068,454
1352	Cactus, Chisos Mountain hedgehog (Echinocereus chisoensis var. chisoensis) - Wherever found	T	\$1,736	\$1,309,070,190
1353	Cat, leopard (Prionailurus (=Felis) bengalensis bengalensis) - Wherever found	E	\$1,730	\$1,309,071,920
1354	Purple cat's paw (=purple cat's paw pearlymussel) (Epioblasma obliquata obliquata) - AL; Free-Flowing Reach of the Tennessee River below the Wilson Dam, Colbert and Lauderdale Counties, AL	EXPN	\$1,720	\$1,309,073,640
1355	Prickly-apple, fragrant (Cereus eriophorus var. fragrans) - Wherever found	E	\$1,700	\$1,309,075,340
1355	Pawpaw, beautiful (Deeringothamnus pulchellus) - Wherever found	E	\$1,700	\$1,309,077,040
1356	Fern, Alabama streak-sorus (Thelypteris pilosa var. alabamensis) - Wherever found	T	\$1,600	\$1,309,078,640
1357	O`u (honeycreeper) (Psittirostra psittacea) - Wherever found	E	\$1,507	\$1,309,080,147
1358	Madtom, pygmy (Noturus stanauili) - U.S.A. (TN - specified portions of the French Broad and Holston Rivers; see 17.84(t)(1)(i))	EXPN	\$1,500	\$1,309,081,647
1358	Springsnail, Socorro (Pyrgulopsis neomexicana) - Wherever found	E	\$1,500	\$1,309,083,147
1358	Cory cactus, bunched (Coryphantha ramillosa) - Wherever found	T	\$1,500	\$1,309,084,647
1358	Water-plantain, Kral's (Sagittaria secundifolia) - Wherever found	T	\$1,500	\$1,309,086,147
1359	Thornmint, San Mateo (Acanthomintha obovata ssp. duttonii) - Wherever found	E	\$1,413	\$1,309,087,560

Rank	Species (50 CFR Part 17)	Status	Species Total	Cumulative Total
1360	Warbler (=wood), Bachman's (Vermivora bachmanii) - Wherever found	E	\$1,397	\$1,309,088,957
1361	Poppy-mallow, Texas (Callirhoe scabruscula) - Wherever found	E	\$1,300	\$1,309,090,257
1362	Curlew, Eskimo (Numenius borealis) - Wherever found	E	\$1,294	\$1,309,091,551
1363	Grass, Solano (Tuctoria mucronata) - Wherever found	E	\$1,200	\$1,309,092,751
1363	Manzanita, Morro (Arctostaphylos morroensis) - Wherever found	T	\$1,200	\$1,309,093,951
1364	Dace, Kendall Warm Springs (Rhinichthys osculus thermalis) - Wherever found	E	\$1,131	\$1,309,095,082
1365	Wild-buckwheat, southern mountain (Eriogonum kennedyi var. austromontanum) - Wherever found	T	\$1,103	\$1,309,096,185
1366	Cactus, Sneed pincushion (Coryphantha sneedeii var. sneedeii) - Wherever found	E	\$1,100	\$1,309,097,285
1367	Pigtoe, heavy (Pleurobema taitianum) - Wherever found	E	\$1,016	\$1,309,098,301
1368	Akiatloa, Kauai (honeycreeper) (Akiatloa stejnegeri) - Wherever found	E	\$1,004	\$1,309,099,305
1369	Gambusia, Clear Creek (Gambusia heterochir) - Wherever found	E	\$1,000	\$1,309,100,305
1369	Beetle, Hungerford's crawling water (Brychius hungerfordi) - Wherever found	E	\$1,000	\$1,309,101,305
1370	O'o, Kauai (honeyeater) (Moho braccatus) - Wherever found	E	\$990	\$1,309,102,295
1371	Darter, bayou (Etheostoma rubrum) - Wherever found	T	\$963	\$1,309,103,258
1372	Ragwort, San Francisco Peaks (Packera franciscana) - Wherever found	T	\$915	\$1,309,104,173
1373	Sandwort, Bear Valley (Arenaria ursina) - Wherever found	T	\$803	\$1,309,104,976
1374	Thrush, large Kauai (=kamao) (Myadestes myadestinus) - Wherever found	E	\$801	\$1,309,105,777
1374	Creepier, Molokai (Paroreomyza flammea) - Wherever found	E	\$801	\$1,309,106,578
1375	Snowbells, Texas (Styrax texanus) - Wherever found	E	\$800	\$1,309,107,378
1376	White-eye, bridled (Zosterops conspicillatus conspicillatus) - Wherever found	E	\$761	\$1,309,108,139
1377	Prickly-apple, aboriginal (Harrisia (=Cereus) aboriginum (=gracilis)) - Wherever found	E	\$700	\$1,309,108,839
1378	Tamarin, cotton-top (Saguinus oedipus) - Wherever found	E	\$600	\$1,309,109,439
1378	Snail, armored (Pyrgulopsis (=Marstonia) pachyta) - Wherever found	E	\$600	\$1,309,110,039
1378	Lioplax, cylindrical (snail) (Lioplax cyclostomaformis) - Wherever found	E	\$600	\$1,309,110,639
1378	Campeloma, slender (Campeloma decampi) - Wherever found	E	\$600	\$1,309,111,239

Rank	Species (50 CFR Part 17)	Status	Species Total	Cumulative Total
1378	Crayfish, cave ( <i>Cambarus aculabrum</i> ) - Wherever found	E	\$600	\$1,309,111,839
1378	Bladderpod, lyrate ( <i>Lesquerella lyrata</i> ) - Wherever found	T	\$600	\$1,309,112,439
1378	Oak, Hinckley ( <i>Quercus hinckleyi</i> ) - Wherever found	T	\$600	\$1,309,113,039
1379	Bladderpod, San Bernardino Mountains ( <i>Lesquerella kingii</i> ssp. <i>bernardina</i> ) - Wherever found	E	\$583	\$1,309,113,622
1379	Mustard, slender-petaled ( <i>Thelypodium stenopetalum</i> ) - Wherever found	E	\$583	\$1,309,114,205
1380	Salamander, desert slender ( <i>Batrachoseps aridus</i> ) - Wherever found	E	\$580	\$1,309,114,785
1381	Pigtoe, flat ( <i>Pleurobema marshalli</i> ) - Wherever found	E	\$550	\$1,309,115,335
1381	Stirrupshell ( <i>Quadrula stapes</i> ) - Wherever found	E	\$550	\$1,309,115,885
1381	Grasshopper, Zavante band-winged ( <i>Trimerotropis infantilis</i> ) - Wherever found	E	\$550	\$1,309,116,435
1381	Mariposa lily, Tiburon ( <i>Calochortus tiburonensis</i> ) - Wherever found	T	\$550	\$1,309,116,985
1382	Cactus, Nellie cory ( <i>Coryphantha minima</i> ) - Wherever found	E	\$500	\$1,309,117,485
1382	Liveforever, Santa Barbara Island ( <i>Dudleya traskiae</i> ) - Wherever found	E	\$500	\$1,309,117,985
1382	Pitaya, Davis' green ( <i>Echinocereus viridiflorus</i> var. <i>davisii</i> ) - Wherever found	E	\$500	\$1,309,118,485
1383	Checker-mallow, pedate ( <i>Sidalcea pedata</i> ) - Wherever found	E	\$483	\$1,309,118,968
1384	Solenodon, Cuban ( <i>Solenodon cubanus</i> ) - Wherever found	E	\$348	\$1,309,119,316
1384	Hutia, Cabrera's ( <i>Capromys angelcabrerai</i> ) - Wherever found	E	\$348	\$1,309,119,664
1384	Hutia, dwarf ( <i>Capromys nana</i> ) - Wherever found	E	\$348	\$1,309,120,012
1384	Hutia, large-eared ( <i>Capromys auritus</i> ) - Wherever found	E	\$348	\$1,309,120,360
1384	Crocodile, Cuban ( <i>Crocodylus rhombifer</i> ) - Wherever found	E	\$348	\$1,309,120,708
1384	Barberry, Nevin's ( <i>Berberis nevinii</i> ) - Wherever found	E	\$348	\$1,309,121,056
1385	Kite, Cuba hook-billed ( <i>Chondrohierax uncinatus wilsonii</i> ) - Wherever found	E	\$347	\$1,309,121,403
1385	Parrot, Bahaman or Cuban ( <i>Amazona leucocephala</i> ) - Wherever found	E	\$347	\$1,309,121,750
1386	Shark, Scalloped Hammerhead ( <i>Sphyrna lewini</i> ) - Indo-West Pacific DPS	T	\$335	\$1,309,122,085
1387	Serow ( <i>Naemorhedus</i> (=Capricornis) <i>sumatrensis</i> ) - Wherever found	E	\$320	\$1,309,122,405
1388	Shark, Scalloped Hammerhead ( <i>Sphyrna lewini</i> ) - Central and Southwest Atlantic DPS	T	\$316	\$1,309,122,721
1389	Lechwe, red ( <i>Kobus leche</i> ) - Wherever found	T	\$300	\$1,309,123,021
1389	Mandrill ( <i>Mandrillus</i> (=Papio) <i>sphinx</i> ) - Wherever found	E	\$300	\$1,309,123,321

Rank	Species (50 CFR Part 17)	Status	Species Total	Cumulative Total
1389	Zebra, Grevy's (Equus grevyi) - Wherever found	T	\$300	\$1,309,123,621
1389	Spineflower, Howell's (Chorizanthe howellii) - Wherever found	E	\$300	\$1,309,123,921
1389	Reed-mustard, Barneby (Schoenocrambe barnebyi) - Wherever found	E	\$300	\$1,309,124,221
1389	Spineflower, Ben Lomond (Chorizanthe pungens var. hartwegiana) - Wherever found	E	\$300	\$1,309,124,521
1389	Spineflower, Scotts Valley (Chorizanthe robusta var. hartwegii) - Wherever found	E	\$300	\$1,309,124,821
1389	Spineflower, Robust (Chorizanthe robusta var. robusta) - Wherever found	E	\$300	\$1,309,125,121
1390	Pigtoe, dark (Pleurobema furvum) - Wherever found	E	\$284	\$1,309,125,405
1391	Pearlymussel, Curtis (Epioblasma florentina curtisii) - Wherever found	E	\$278	\$1,309,125,683
1392	Bat, little Mariana fruit (Pteropus tokudae) - Wherever found	E	\$254	\$1,309,125,937
1393	Pondweed, Little Aguja (=Creek) (Potamogeton clystocarpus) - Wherever found	E	\$250	\$1,309,126,187
1394	Macaw, military (Ara militaris) - Wherever found	E	\$240	\$1,309,126,427
1395	Monardella, willow (Monardella viminea) - Wherever found	E	\$232	\$1,309,126,659
1396	Gazelle, slender-horned (Gazella leptoceros) - Wherever found	E	\$200	\$1,309,126,859
1396	Margay (Leopardus (=Felis) wiedii) - Wherever found	E	\$200	\$1,309,127,059
1396	Bontebok (Damaliscus pygargus (=dorcas) dorcass) - Wherever found	E	\$200	\$1,309,127,259
1396	Baboon, gelada (Theropithecus gelada) - Wherever found	T	\$200	\$1,309,127,459
1396	Monkey, Diana (Cercopithecus diana) - Wherever found	E	\$200	\$1,309,127,659
1396	Zebra, Hartmann's mountain (Equus zebra hartmannae) - Wherever found	T	\$200	\$1,309,127,859
1396	Addax (Addax nasomaculatus) - Wherever found	E	\$200	\$1,309,128,059
1396	Koala (Phascolarctos cinereus) - Australia	T	\$200	\$1,309,128,259
1396	Cavefish, Alabama (Speoplatyrhinus poulsoni) - Wherever found	E	\$200	\$1,309,128,459
1396	Blossom, yellow (pearlymussel) (Epioblasma florentina florentina) - Wherever found; Except where listed as Experimental Populations	E	\$200	\$1,309,128,659
1396	Monkeyface, Cumberland (pearlymussel) (Quadrula intermedia) - AL; Free-Flowing Reach of the Tennessee River below the Wilson Dam, Colbert and Lauderdale Counties, AL	EXPN	\$200	\$1,309,128,859
1397	Rocksnail, plicate (Leptoxis plicata) - Wherever found	E	\$149	\$1,309,129,008
1398	Onion, Munz's (Allium munzii) - Wherever found	E	\$116	\$1,309,129,124

Rank	Species (50 CFR Part 17)	Status	Species Total	Cumulative Total
1399	Jaguarundi, Sinaloa (Herpailurus (=Felis) yagouaroundi toiteca) - Wherever found	E	\$100	\$1,309,129,224
1399	Darter, duskytail (Etheostoma percnurum) - Tellico River, TN	EXPN	\$100	\$1,309,129,324
1399	Sawfish, Dwarf (Pristis clavata) - Wherever found	E	\$100	\$1,309,129,424
1399	Blossom, tubercled (pearlymussel) (Epioblasma torulosa torulosa) - AL; Free-Flowing Reach of the Tennessee River below the Wilson Dam, Colbert and Lauderdale Counties, AL	EXPN	\$100	\$1,309,129,524
1399	Blossom, yellow (pearlymussel) (Epioblasma florentina florentina) - AL; Free-Flowing Reach of the Tennessee River below the Wilson Dam, Colbert and Lauderdale Counties, AL	EXPN	\$100	\$1,309,129,624
1399	Pearlshell, Alabama (Margaritifera marrianae) - Wherever found	E	\$100	\$1,309,129,724
1399	Tryonia, Phantom (Tryonia cheatumi) - Wherever found	E	\$100	\$1,309,129,824
1399	Hornsnail, rough (Pleurocera foremani) - Wherever found	E	\$100	\$1,309,129,924
1399	Crayfish, cave (Cambarus zophonastes) - Wherever found	E	\$100	\$1,309,130,024
1399	Milk-vetch, Clara Hunt's (Astragalus clarianus) - Wherever found	E	\$100	\$1,309,130,124
1399	Rock-cress, McDonald's (Arabis macdonaldiana) - Wherever found	E	\$100	\$1,309,130,224
1399	Wallflower, Ben Lomond (Erysimum teretifolium) - Wherever found	E	\$100	\$1,309,130,324
1399	Primrose, Maguire (Primula maguirei) - Wherever found	T	\$100	\$1,309,130,424
1399	Penny-cress, Kneeland Prairie (Thlaspi californicum) - Wherever found	E	\$100	\$1,309,130,524
1399	Fringepod, Santa Cruz Island (Thysanocarpus conchuliferus) - Wherever found	E	\$100	\$1,309,130,624
1400	Crane, hooded (Grus monacha) - Wherever found	E	\$80	\$1,309,130,704
1401	Crane, Japanese (Grus japonensis) - Wherever found	E	\$20	\$1,309,130,724
Total				\$1,309,130,724

**TABLE 3. FY 2016 REPORTED LAND ACQUISITION EXPENDITURES FOR  
ENDANGERED AND THREATENED SPECIES**

Species are arranged in the same sequence as Table 1. These costs are not included in the expenditures displayed in Tables 1 and 2. Only those species that had land acquisition costs reported for FY 2016 are included here. Land rank is included to show the relative order of the species for which land expenditures are reported. Land acquisition costs for multi-species conservation activities are tabulated at the end of Table 3. The STATUS column indicates whether the species is endangered (E), threatened (T), experimental (EXPN), or threatened by similarity of appearance (SAT).

**TABLE 3. REPORTED LAND ACQUISITION EXPENDITURES FOR FY 2016 FOR  
ENDANGERED AND THREATENED SPECIES**

Group Name	Rank	Species (50 CFR Part 17)	Status	FWS Total	Other Fed	Federal Total	States Total	Species Total
Mammals	100	Bat, gray ( <i>Myotis grisescens</i> ) - Wherever found	E	\$0	\$0	\$0	\$10,000	\$10,000
	38	Bat, Indiana ( <i>Myotis sodalis</i> ) - Wherever found	E	\$336,756	\$216,748	\$553,504	\$10,000	\$563,504
	1	Bat, Northern long-eared ( <i>Myotis septentrionalis</i> ) - Wherever found	T	\$0	\$10,003,000	\$10,003,000	\$10,000	\$10,013,000
	39	Bear, Louisiana black ( <i>Ursus americanus luteolus</i> ) - Wherever found	T	\$551,343	\$0	\$551,343	\$0	\$551,343
	94	Bear, polar ( <i>Ursus maritimus</i> ) - Wherever found	T	\$21,333	\$0	\$21,333	\$0	\$21,333
	40	Fox, San Joaquin kit ( <i>Vulpes macrotis mutica</i> ) - wherever found	E	\$188,103	\$360,500	\$548,603	\$0	\$548,603
	71	Jaguarundi, Gulf Coast ( <i>Herpailurus (=Felis) yagouaroundi cacomitli</i> ) - Wherever found	E	\$125,000	\$0	\$125,000	\$0	\$125,000
	40	Kangaroo rat, Tipton ( <i>Dipodomys nitratoides nitratoides</i> ) - Wherever found	E	\$188,103	\$360,500	\$548,603	\$0	\$548,603
	32	Lynx, Canada ( <i>Lynx canadensis</i> ) - Contiguous U.S. DPS	T	\$140,544	\$722,716	\$863,260	\$0	\$863,260
	82	Manatee, West Indian ( <i>Trichechus manatus</i> ) - Wherever found	E	\$48,571	\$0	\$48,571	\$0	\$48,571
	71	Ocelot ( <i>Leopardus (=Felis) pardalis</i> ) - wherever found	E	\$125,000	\$0	\$125,000	\$0	\$125,000
	106	Otter, Northern Sea ( <i>Enhydra lutris kenyonii</i> ) - Southwest Alaska DPS	T	\$5,333	\$0	\$5,333	\$0	\$5,333
	46	Otter, southern sea ( <i>Enhydra lutris nereis</i> ) - Wherever found	T	\$0	\$375,000	\$375,000	\$0	\$375,000
	17	Panther, Florida ( <i>Puma (=Felis) concolor coryi</i> ) - Wherever found	E	\$12,000	\$1,650,000	\$1,662,000	\$0	\$1,662,000
	103	Sea lion, Steller ( <i>Eumetopias jubatus</i> ) - Western DPS	E	\$5,333	\$2,000	\$7,333	\$0	\$7,333
	16	Squirrel, Delmarva Peninsula fox ( <i>Sciurus niger cinereus</i> ) - Wherever found, except where listed as an experimental population	E	\$1,948,000	\$0	\$1,948,000	\$0	\$1,948,000
	112	Whale, beluga ( <i>Delphinapterus leucas</i> ) - Cook Inlet DPS	E	\$0	\$1,500	\$1,500	\$0	\$1,500

Group Name	Rank	Species (50 CFR Part 17)	Status	FWS Total	Other Fed	Federal Total	States Total	Species Total
	106	Whale, blue ( <i>Balaenoptera musculus</i> ) - Wherever found	E	\$5,333	\$0	\$5,333	\$0	\$5,333
	94	Whale, bowhead ( <i>Balaena mysticetus</i> ) - Wherever found	E	\$21,333	\$0	\$21,333	\$0	\$21,333
	104	Whale, finback ( <i>Balaenoptera physalus</i> ) - Wherever found	E	\$5,333	\$1,000	\$6,333	\$0	\$6,333
	105	Whale, gray ( <i>Eschrichtius robustus</i> ) - Western North Pacific DPS	E	\$5,333	\$500	\$5,833	\$0	\$5,833
	106	Whale, humpback ( <i>Megaptera novaeangliae</i> ) - Wherever found	E	\$5,333	\$0	\$5,333	\$0	\$5,333
	106	Whale, North Pacific Right ( <i>Eubalaena japonica</i> ) - Wherever found	E	\$5,333	\$0	\$5,333	\$0	\$5,333
	106	Whale, Sei ( <i>Balaenoptera borealis</i> ) - Wherever found	E	\$5,333	\$0	\$5,333	\$0	\$5,333
	106	Whale, sperm ( <i>Physeter catodon</i> (=macrocephalus)) - Wherever found	E	\$5,333	\$0	\$5,333	\$0	\$5,333
	55	Wolf, gray ( <i>Canis lupus</i> ) - U.S.A. : All of AL, AR, CA, CO, CT, DE, FL, GA, IA, IN, IL, KS, KY, LA, MA, MD, ME, MI, MO, MS, NC, ND, NE, NH, NJ, NV, NY, OH, OK, PA, RI, SC, SD, TN, TX, VA, VT, WI, and WV; and portions of AZ, NM, OR, UT, and WA. Mexico.	E	\$0	\$0	\$0	\$244,000	\$244,000
	82	Wolf, red ( <i>Canis rufus</i> ) - Wherever found, except where listed as an experimental population	E	\$48,571	\$0	\$48,571	\$0	\$48,571
Mammals subtotal				\$3,802,654	\$13,693,464	\$17,496,118	\$274,000	\$17,770,118
Birds	106	Albatross, short-tailed ( <i>Phoebastria</i> (=Diomedea) albatrus) - Wherever found	E	\$5,333	\$0	\$5,333	\$0	\$5,333
	95	Bobwhite, masked (quail) ( <i>Colinus virginianus ridgwayi</i> ) - Wherever found	E	\$20,375	\$0	\$20,375	\$0	\$20,375
	23	Caracara, Audubon's crested ( <i>Polyborus plancus audubonii</i> ) - FL pop.	T	\$12,370	\$1,200,000	\$1,212,370	\$0	\$1,212,370
	36	Crane, whooping ( <i>Grus americana</i> ) - Wherever found, except where listed as an experimental population	E	\$600,000	\$0	\$600,000	\$0	\$600,000
	13	Cuckoo, yellow-billed ( <i>Coccyzus americanus</i> ) - Western U.S. DPS	T	\$0	\$2,325,000	\$2,325,000	\$0	\$2,325,000
	58	Eider, spectacled ( <i>Somateria fischeri</i> ) - Wherever found	T	\$213,333	\$0	\$213,333	\$0	\$213,333



Group Name	Rank	Species (50 CFR Part 17)	Status	FWS Total	Other Fed	Federal Total	States Total	Species Total
	94	Eider, Steller's ( <i>Polysticta stelleri</i> ) - AK breeding pop.	T	\$21,333	\$0	\$21,333	\$0	\$21,333
	71	Falcon, northern aplomado ( <i>Falco femoralis septentrionalis</i> ) - Wherever found, except where listed as an experimental population	E	\$125,000	\$0	\$125,000	\$0	\$125,000
	15	Flycatcher, southwestern willow ( <i>Empidonax traillii extimus</i> ) - Wherever found	E	\$0	\$2,075,000	\$2,075,000	\$0	\$2,075,000
	73	Gnatcatcher, coastal California ( <i>Poliptila californica californica</i> ) - Wherever found	T	\$102,308	\$0	\$102,308	\$0	\$102,308
	41	Kite, Everglade snail ( <i>Rostrhamus sociabilis plumbeus</i> ) - Wherever found	E	\$12,000	\$450,000	\$462,000	\$0	\$462,000
	42	Owl, northern spotted ( <i>Strix occidentalis caurina</i> ) - Wherever found	T	\$0	\$0	\$0	\$454,791	\$454,791
	7	Plover, piping ( <i>Charadrius melodus</i> ) - [Atlantic Coast and Northern Great Plains populations] - Wherever found, except those areas where listed as endangered.	T	\$3,163,811	\$0	\$3,163,811	\$0	\$3,163,811
	90	Scrub-jay, Florida ( <i>Aphelocoma coerulescens</i> ) - Wherever found	T	\$27,642	\$0	\$27,642	\$0	\$27,642
	68	Sparrow, Florida grasshopper ( <i>Ammodramus savannarum floridanus</i> ) - Wherever found	E	\$0	\$150,000	\$150,000	\$0	\$150,000
	6	Stork, wood ( <i>Mycteria americana</i> ) - AL, FL, GA, MS, NC, SC	T	\$1,365,464	\$2,050,000	\$3,415,464	\$0	\$3,415,464
	29	Tern, least ( <i>Sterna antillarum</i> ) - interior pop.	E	\$758,723	\$226,130	\$984,853	\$0	\$984,853
	52	Tern, roseate ( <i>Sterna dougallii dougallii</i> ) - northeast U.S. nesting pop.	E	\$265,000	\$0	\$265,000	\$0	\$265,000
	37	Vireo, least Bell's ( <i>Vireo bellii pusillus</i> ) - Wherever found	E	\$102,308	\$487,883	\$590,191	\$0	\$590,191
	4	Woodpecker, red-cockaded ( <i>Picoides borealis</i> ) - Wherever found	E	\$3,669,753	\$147,267	\$3,817,020	\$0	\$3,817,020
Birds subtotal				\$10,464,753	\$9,111,280	\$19,576,033	\$454,791	\$20,030,824
Reptiles	40	Lizard, blunt-nosed leopard ( <i>Gambelia silus</i> ) - Wherever found	E	\$188,103	\$360,500	\$548,603	\$0	\$548,603
	60	Sea turtle, green ( <i>Chelonia mydas</i> ) - Central North Pacific DPS	T	\$200,844	\$0	\$200,844	\$0	\$200,844
	67	Sea turtle, hawksbill ( <i>Eretmochelys imbricata</i> ) - Wherever found	E	\$152,273	\$0	\$152,273	\$0	\$152,273

Group Name	Rank	Species (50 CFR Part 17)	Status	FWS Total	Other Fed	Federal Total	States Total	Species Total
	64	Sea turtle, Kemp's ridley (Lepidochelys kempii) - Wherever found	E	\$173,571	\$0	\$173,571	\$0	\$173,571
	60	Sea turtle, leatherback (Dermochelys coriacea) - Wherever found	E	\$200,844	\$0	\$200,844	\$0	\$200,844
	113	Skink, bluetail mole (Eumeces egregius lividus) - Wherever found	T	\$370	\$0	\$370	\$0	\$370
	113	Skink, sand (Neoseps reynoldsi) - Wherever found	T	\$370	\$0	\$370	\$0	\$370
	84	Snake, copperbelly water (Nerodia erythrogaster neglecta) - Indiana north of 40 degrees north latitude, Michigan, Ohio	T	\$36,756	\$0	\$36,756	\$0	\$36,756
	5	Snake, eastern indigo (Drymarchon corais couperi) - Wherever found	T	\$1,285,642	\$500,000	\$1,785,642	\$2,000,000	\$3,785,642
	48	Snake, giant garter (Thamnophis gigas) - Wherever found	T	\$252,871	\$88,302	\$341,173	\$0	\$341,173
	2	Tortoise, desert (Gopherus agassizii) - Wherever found, except AZ south and east of Colorado R., and Mexico	T	\$0	\$8,500,000	\$8,500,000	\$0	\$8,500,000
	91	Tortoise, gopher (Gopherus polyphemus) - West of Mobile and Tombigbee Rivers	T	\$27,273	\$0	\$27,273	\$0	\$27,273
	9	Turtle, bog (Clemmys muhlenbergii) - Wherever found, except GA, NC, SC, TN, VA	T	\$180,000	\$2,396,808	\$2,576,808	\$0	\$2,576,808
Reptiles subtotal				\$2,698,917	\$11,845,610	\$14,544,527	\$2,000,000	\$16,544,527
Amphibians	95	Frog, Chiricahua leopard (Rana chiricahuensis) - Wherever found	T	\$20,375	\$0	\$20,375	\$0	\$20,375
	99	Salamander, California tiger (Ambystoma californiense) - U.S.A. (CA - Santa Barbara County)	E	\$0	\$12,000	\$12,000	\$0	\$12,000
	81	Salamander, California tiger (Ambystoma californiense) - U.S.A. (Central CA DPS)	T	\$53,571	\$0	\$53,571	\$0	\$53,571
	20	Salamander, Salado (Eurycea chisholmensis) - Wherever found	T	\$0	\$0	\$0	\$1,519,892	\$1,519,892
Amphibians subtotal				\$73,946	\$12,000	\$85,946	\$1,519,892	\$1,605,838
Fishes	15	Chub, bonytail (Gila elegans) - Wherever found	E	\$0	\$2,075,000	\$2,075,000	\$0	\$2,075,000
	26	Cui-ui (Chasmistes cujus) - Wherever found	E	\$1,157,875	\$0	\$1,157,875	\$0	\$1,157,875

Group Name	Rank	Species (50 CFR Part 17)	Status	FWS Total	Other Fed	Federal Total	States Total	Species Total
	97	Dace, blackside ( <i>Phoxinus cumberlandensis</i> ) - Wherever found	T	\$0	\$15,000	\$15,000	\$0	\$15,000
	83	Darter, Cherokee ( <i>Etheostoma scotti</i> ) - Wherever found	T	\$0	\$0	\$0	\$40,000	\$40,000
	83	Darter, Etowah ( <i>Etheostoma etowahae</i> ) - Wherever found	E	\$0	\$0	\$0	\$40,000	\$40,000
	98	Darter, Okaloosa ( <i>Etheostoma okaloosae</i> ) - Wherever found	T	\$0	\$13,750	\$13,750	\$0	\$13,750
	78	Logperch, Roanoke ( <i>Percina rex</i> ) - Wherever found	E	\$0	\$60,000	\$60,000	\$0	\$60,000
	54	Minnow, loach ( <i>Tiaroga cobitis</i> ) - Wherever found	E	\$0	\$244,500	\$244,500	\$0	\$244,500
	10	Minnow, Rio Grande Silvery ( <i>Hybognathus amarus</i> ) - Wherever found, except where listed as an experimental population	E	\$0	\$2,500,000	\$2,500,000	\$0	\$2,500,000
	98	Salmon, Atlantic ( <i>Salmo salar</i> ) - Gulf of Maine DPS	E	\$0	\$13,750	\$13,750	\$0	\$13,750
	51	Salmon, Chinook ( <i>Oncorhynchus</i> (=Salmo) tshawytscha) - Snake River fall-run ESU	T	\$0	\$302,500	\$302,500	\$0	\$302,500
	21	Salmon, Chinook ( <i>Oncorhynchus</i> (=Salmo) tshawytscha) - Snake River spring/summer-run ESU	T	\$7,800	\$302,500	\$310,300	\$1,202,808	\$1,513,108
	74	Salmon, Chinook ( <i>Oncorhynchus</i> (=Salmo) tshawytscha) - Sacramento River winter-run ESU	E	\$7,800	\$88,000	\$95,800	\$0	\$95,800
	34	Salmon, Chinook ( <i>Oncorhynchus</i> (=Salmo) tshawytscha) - Lower Columbia River ESU	T	\$0	\$302,500	\$302,500	\$454,791	\$757,291
	18	Salmon, Chinook ( <i>Oncorhynchus</i> (=Salmo) tshawytscha) - Upper Willamette River ESU	T	\$0	\$0	\$0	\$1,657,599	\$1,657,599
	27	Salmon, Chinook ( <i>Oncorhynchus</i> (=Salmo) tshawytscha) - Upper Columbia spring-run ESU	E	\$0	\$1,142,297	\$1,142,297	\$0	\$1,142,297
	75	Salmon, Chinook ( <i>Oncorhynchus</i> (=Salmo) tshawytscha) - Central Valley spring-run ESU	T	\$0	\$88,000	\$88,000	\$0	\$88,000
	85	Salmon, coho ( <i>Oncorhynchus</i> (=Salmo) kisutch) - Lower Columbia River ESU	T	\$0	\$36,247	\$36,247	\$0	\$36,247
	51	Salmon, sockeye ( <i>Oncorhynchus</i> (=Salmo) nerka) - Snake River ESU	E	\$0	\$302,500	\$302,500	\$0	\$302,500
	28	Shiner, Pecos bluntnose ( <i>Notropis simus pecosensis</i> ) - Wherever found	T	\$0	\$1,100,000	\$1,100,000	\$0	\$1,100,000

Group Name	Rank	Species (50 CFR Part 17)	Status	FWS Total	Other Fed	Federal Total	States Total	Species Total
	65	Shiner, sharpnose ( <i>Notropis oxyrinchus</i> ) - Wherever found	E	\$0	\$156,130	\$156,130	\$0	\$156,130
	35	Shiner, Topeka ( <i>Notropis topeka</i> (=tristis)) - Wherever found, except where listed as an experimental population	E	\$691,900	\$0	\$691,900	\$0	\$691,900
	74	Steelhead ( <i>Oncorhynchus</i> (=Salmo) mykiss) - California Central Valley DPS	T	\$7,800	\$88,000	\$95,800	\$0	\$95,800
	22	Steelhead ( <i>Oncorhynchus</i> (=Salmo) mykiss) - Snake River Basin DPS	T	\$0	\$302,500	\$302,500	\$1,202,808	\$1,505,308
	33	Steelhead ( <i>Oncorhynchus</i> (=Salmo) mykiss) - Lower Columbia River DPS	T	\$0	\$306,269	\$306,269	\$454,791	\$761,060
	43	Steelhead ( <i>Oncorhynchus</i> (=Salmo) mykiss) - Upper Columbia River DPS	T	\$8,500	\$416,900	\$425,400	\$0	\$425,400
	12	Steelhead ( <i>Oncorhynchus</i> (=Salmo) mykiss) - Middle Columbia River DPS	T	\$0	\$619,675	\$619,675	\$1,738,000	\$2,357,675
	25	Sturgeon, green ( <i>Acipenser medirostris</i> ) - Southern DPS	T	\$7,800	\$1,171,583	\$1,179,383	\$0	\$1,179,383
	77	Sturgeon (Gulf subspecies), Atlantic ( <i>Acipenser oxyrinchus</i> (=oxyrinchus) desotoi) - Wherever found	T	\$0	\$60,618	\$60,618	\$0	\$60,618
	8	Sturgeon, pallid ( <i>Scaphirhynchus albus</i> ) - Wherever found	E	\$993,867	\$1,605,721	\$2,599,588	\$0	\$2,599,588
	87	Sturgeon, white ( <i>Acipenser transmontanus</i> ) - U.S.A. (ID, MT), Canada (B.C.), Kootenai R. system	E	\$0	\$32,432	\$32,432	\$0	\$32,432
	11	Sucker, razorback ( <i>Xyrauchen texanus</i> ) - Wherever found	E	\$0	\$2,419,707	\$2,419,707	\$0	\$2,419,707
	14	Trout, bull ( <i>Salvelinus confluentus</i> ) - U.S.A., conterminous, lower 48 states	T	\$0	\$2,160,964	\$2,160,964	\$0	\$2,160,964
	26	Trout, Lahontan cutthroat ( <i>Oncorhynchus clarkii henshawi</i> ) - Wherever found	T	\$1,157,875	\$0	\$1,157,875	\$0	\$1,157,875
	93	Woundfin ( <i>Plagopterus argentissimus</i> ) - Wherever found, except where listed as an experimental population	E	\$0	\$25,000	\$25,000	\$0	\$25,000
Fishes subtotal				\$4,041,217	\$17,952,043	\$21,993,260	\$6,790,797	\$28,784,057
Clams	57	Bean, rayed ( <i>Villosa fabalis</i> ) - Wherever found	E	\$0	\$229,000	\$229,000	\$0	\$229,000

Group Name	Rank	Species (50 CFR Part 17)	Status	FWS Total	Other Fed	Federal Total	States Total	Species Total
	86	Higgins eye (pearlymussel) ( <i>Lampsilis higginsii</i> ) - Wherever found	E	\$32,567	\$0	\$32,567	\$0	\$32,567
	96	Mucket, Neosho ( <i>Lampsilis rafinesqueana</i> ) - Wherever found	E	\$0	\$18,200	\$18,200	\$0	\$18,200
	31	Mucket, pink (pearlymussel) ( <i>Lampsilis abrupta</i> ) - Wherever found	E	\$903,200	\$0	\$903,200	\$0	\$903,200
	59	Mussel, sheepnose ( <i>Plethobasus cyphus</i> ) - Wherever found	E	\$25,067	\$177,467	\$202,534	\$0	\$202,534
	89	Mussel, snuffbox ( <i>Epioblasma triquetra</i> ) - Wherever found	E	\$0	\$30,000	\$30,000	\$0	\$30,000
	108	Pearlymussel, birdwing ( <i>Lemiox rimosus</i> ) - U.S.A. (TN - specified portions of the French Broad and Holston Rivers; see 17.85(b)(1))	EXPN	\$0	\$3,666	\$3,666	\$0	\$3,666
	30	Pocketbook, fat ( <i>Potamilus capax</i> ) - Wherever found	E	\$903,200	\$1,991	\$905,191	\$0	\$905,191
	80	Rabbitsfoot ( <i>Quadrula cylindrica cylindrica</i> ) - Wherever found	T	\$0	\$56,800	\$56,800	\$0	\$56,800
	92	Spectaclecase (mussel) ( <i>Cumberlandia monodonta</i> ) - Wherever found	E	\$25,067	\$0	\$25,067	\$0	\$25,067
	70	Wedgemussel, dwarf ( <i>Alasmidonta heterodon</i> ) - Wherever found	E	\$140,544	\$0	\$140,544	\$0	\$140,544
Clams subtotal				\$2,029,645	\$517,124	\$2,546,769	\$0	\$2,546,769
Snails	54	Lioplax, cylindrical (snail) ( <i>Lioplax cyclostomaformis</i> ) - Wherever found	E	\$0	\$244,500	\$244,500	\$0	\$244,500
Snails subtotal				\$0	\$244,500	\$244,500	\$0	\$244,500
Insects	69	Beetle, American burying ( <i>Nicrophorus americanus</i> ) - Ex Pop, SW Missouri	EXPN	\$0	\$145,167	\$145,167	\$0	\$145,167
	101	Beetle, valley elderberry longhorn ( <i>Desmocerus californicus dimorphus</i> ) - Wherever found	T	\$7,800	\$0	\$7,800	\$0	\$7,800
	47	Butterfly, bay checkerspot ( <i>Euphydryas editha bayensis</i> ) - Wherever found	T	\$0	\$342,716	\$342,716	\$0	\$342,716
	102	Butterfly, Karner blue ( <i>Lycaeides melissa samuelis</i> ) - Wherever found	E	\$0	\$0	\$0	\$7,500	\$7,500
	53	Butterfly, Myrtle's silverspot ( <i>Speyeria zerene myrtleae</i> ) - Wherever found	E	\$0	\$250,000	\$250,000	\$0	\$250,000

Group Name	Rank	Species (50 CFR Part 17)	Status	FWS Total	Other Fed	Federal Total	States Total	Species Total
	73	Butterfly, Quino checkerspot (Euphydryas editha quino (=E. e. wrighti)) - Wherever found	E	\$102,308	\$0	\$102,308	\$0	\$102,308
	70	Tiger beetle, Puritan (Cicindela puritana) - Wherever found	T	\$140,544	\$0	\$140,544	\$0	\$140,544
	63	Tiger beetle, Salt Creek (Cicindela nevadica lincolniiana) - Wherever found	E	\$0	\$0	\$0	\$175,000	\$175,000
Insects subtotal				\$250,652	\$737,883	\$988,535	\$182,500	\$1,171,035
Crustaceans	81	Fairy shrimp, Conservancy (Branchinecta conservatio) - Wherever found	E	\$53,571	\$0	\$53,571	\$0	\$53,571
	81	Fairy shrimp, longhorn (Branchinecta longiantenna) - Wherever found	E	\$53,571	\$0	\$53,571	\$0	\$53,571
	73	Fairy shrimp, San Diego (Branchinecta sandiegonensis) - Wherever found	E	\$102,308	\$0	\$102,308	\$0	\$102,308
	56	Fairy shrimp, vernal pool (Branchinecta lynchi) - Wherever found	T	\$241,674	\$0	\$241,674	\$0	\$241,674
	81	Tadpole shrimp, vernal pool (Lepidurus packardii) - Wherever found	E	\$53,571	\$0	\$53,571	\$0	\$53,571
Crustaceans subtotal				\$504,695	\$0	\$504,695	\$0	\$504,695
Flowering Plants	89	Amaranth, seabeach (Amaranthus pumilus) - Wherever found	T	\$0	\$30,000	\$30,000	\$0	\$30,000
	73	Ambrosia, San Diego (Ambrosia pumila) - Wherever found	E	\$102,308	\$0	\$102,308	\$0	\$102,308
	100	Arrowhead, bunched (Sagittaria fasciculata) - Wherever found	E	\$0	\$10,000	\$10,000	\$0	\$10,000
	66	Aster, decurrent false (Boltonia decurrens) - Wherever found	T	\$156,000	\$0	\$156,000	\$0	\$156,000
	111	Avens, spreading (Geum radiatum) - Wherever found	E	\$0	\$0	\$0	\$1,887	\$1,887
	113	Beargrass, Britton's (Nolina brittoniana) - Wherever found	E	\$370	\$0	\$370	\$0	\$370
	61	Bird's beak, palmate-bracted (Cordylanthus palmatus) - Wherever found	E	\$199,300	\$0	\$199,300	\$0	\$199,300
	113	Blazingstar, scrub (Liatris ohlingerae) - Wherever found	E	\$370	\$0	\$370	\$0	\$370
	95	Blue-star, Kearney's (Amsonia kearneyana) - Wherever found	E	\$20,375	\$0	\$20,375	\$0	\$20,375

Group Name	Rank	Species (50 CFR Part 17)	Status	FWS Total	Other Fed	Federal Total	States Total	Species Total
	113	Bonamia, Florida (Bonamia grandiflora) - Wherever found	T	\$370	\$0	\$370	\$0	\$370
	113	Buckwheat, scrub (Eriogonum longifolium var. gnaphalifolium) - Wherever found	T	\$370	\$0	\$370	\$0	\$370
	49	Bulrush, Northeastern (Scirpus ancistrochaetus) - Wherever found	E	\$320,544	\$0	\$320,544	\$0	\$320,544
	107	Butterweed, Layne's (Senecio layneae) - Wherever found	T	\$0	\$4,000	\$4,000	\$0	\$4,000
	73	Button-celery, San Diego (Eryngium aristulatum var. parishii) - Wherever found	E	\$102,308	\$0	\$102,308	\$0	\$102,308
	95	Cactus, Pima pineapple (Coryphantha scheeri var. robustispina) - Wherever found	E	\$20,375	\$0	\$20,375	\$0	\$20,375
	79	Catchfly, Spalding's (Silene spaldingii) - Wherever found	T	\$59,500	\$0	\$59,500	\$0	\$59,500
	109	Ceanothus, Pine Hill (Ceanothus roderickii) - Wherever found	E	\$0	\$3,000	\$3,000	\$0	\$3,000
	44	Checkermallow, Wenatchee Mountains (Sidalcea oregana var. calva) - Local Endemic	E	\$0	\$0	\$0	\$405,000	\$405,000
	50	Clover, running buffalo (Trifolium stoloniferum) - Wherever found	E	\$0	\$310,618	\$310,618	\$0	\$310,618
	89	Coneflower, smooth (Echinacea laevigata) - Wherever found	E	\$0	\$30,000	\$30,000	\$0	\$30,000
	54	Dropwort, Canby's (Oxypolis canbyi) - Wherever found	E	\$0	\$244,500	\$244,500	\$0	\$244,500
	73	Flannelbush, Mexican (Fremontodendron mexicanum) - Wherever found	E	\$102,308	\$0	\$102,308	\$0	\$102,308
	113	Fringe-tree, pygmy (Chionanthus pygmaeus) - Wherever found	E	\$370	\$0	\$370	\$0	\$370
	46	Goldenrod, Blue Ridge (Solidago spithamea) - Wherever found	T	\$0	\$375,000	\$375,000	\$0	\$375,000
	89	Gourd, Okeechobee (Cucurbita okeechobeensis ssp. okeechobeensis) - Wherever found	E	\$0	\$30,000	\$30,000	\$0	\$30,000
	45	Howellia, water (Howellia aquatilis) - Wherever found	T	\$59,500	\$342,716	\$402,216	\$0	\$402,216
	113	Hypericum, highlands scrub (Hypericum cumulicola) - Wherever found	E	\$370	\$0	\$370	\$0	\$370
	76	Iris, dwarf lake (Iris lacustris) - Wherever found	T	\$76,000	\$0	\$76,000	\$0	\$76,000
	72	Ladies'-tresses, Ute (Spiranthes diluvialis) - Wherever found	T	\$0	\$105,200	\$105,200	\$0	\$105,200

Group Name	Rank	Species (50 CFR Part 17)	Status	FWS Total	Other Fed	Federal Total	States Total	Species Total
	113	Lupine, scrub ( <i>Lupinus aridorum</i> ) - Wherever found	E	\$370	\$0	\$370	\$0	\$370
	62	Mallow, Kern ( <i>Eremalche kernensis</i> ) - Wherever found	E	\$188,103	\$0	\$188,103	\$0	\$188,103
	89	Manioc, Walker's ( <i>Manihot walkerae</i> ) - Wherever found	E	\$0	\$30,000	\$30,000	\$0	\$30,000
	73	Mesa-mint, Otay ( <i>Pogogyne nudiuscula</i> ) - Wherever found	E	\$102,308	\$0	\$102,308	\$0	\$102,308
	73	Mesa-mint, San Diego ( <i>Pogogyne abramsii</i> ) - Wherever found	E	\$102,308	\$0	\$102,308	\$0	\$102,308
	113	Mint, Garrett's ( <i>Dicerandra christmanii</i> ) - Wherever found	E	\$370	\$0	\$370	\$0	\$370
	91	Mint, Lakela's ( <i>Dicerandra immaculata</i> ) - Wherever found	E	\$27,273	\$0	\$27,273	\$0	\$27,273
	78	Mint, scrub ( <i>Dicerandra frutescens</i> ) - Wherever found	E	\$0	\$60,000	\$60,000	\$0	\$60,000
	113	Mustard, Carter's ( <i>Warea carteri</i> ) - Wherever found	E	\$370	\$0	\$370	\$0	\$370
	73	Navarretia, spreading ( <i>Navarretia fossalis</i> ) - Wherever found	T	\$102,308	\$0	\$102,308	\$0	\$102,308
	3	Orchid, western prairie fringed ( <i>Platanthera praeclara</i> ) - Wherever found	T	\$317,900	\$4,700,000	\$5,017,900	\$0	\$5,017,900
	73	Orcutt grass, California ( <i>Orcuttia californica</i> ) - Wherever found	E	\$102,308	\$0	\$102,308	\$0	\$102,308
	91	Pawpaw, four-petal ( <i>Asimina tetramera</i> ) - Wherever found	E	\$27,273	\$0	\$27,273	\$0	\$27,273
	113	Pigeon wings ( <i>Clitoria fragrans</i> ) - Wherever found	T	\$370	\$0	\$370	\$0	\$370
	88	Pitcher-plant, green ( <i>Sarracenia oreophila</i> ) - Wherever found	E	\$0	\$32,087	\$32,087	\$0	\$32,087
	113	Plum, scrub ( <i>Prunus geniculata</i> ) - Wherever found	E	\$370	\$0	\$370	\$0	\$370
	113	Polygala, Lewton's ( <i>Polygala lewtonii</i> ) - Wherever found	E	\$370	\$0	\$370	\$0	\$370
	24	Pondberry ( <i>Lindera melissifolia</i> ) - Wherever found	E	\$903,200	\$305,000	\$1,208,200	\$0	\$1,208,200
	113	Sandlace ( <i>Polygonella myriophylla</i> ) - Wherever found	E	\$370	\$0	\$370	\$0	\$370
	91	Seagrass, Johnson's ( <i>Halophila johnsonii</i> ) - Wherever found	T	\$27,273	\$0	\$27,273	\$0	\$27,273
	36	Skullcap, large-flowered ( <i>Scutellaria montana</i> ) - Wherever found	T	\$0	\$600,000	\$600,000	\$0	\$600,000
	19	Spiraea, Virginia ( <i>Spiraea virginiana</i> ) - Wherever found	T	\$0	\$1,531,130	\$1,531,130	\$0	\$1,531,130



Group Name	Rank	Species (50 CFR Part 17)	Status	FWS Total	Other Fed	Federal Total	States Total	Species Total
	73	Tarplant, Otay ( <i>Deinandra</i> (= <i>Hemizonia</i> ) <i>conjugens</i> ) - Wherever found	T	\$102,308	\$0	\$102,308	\$0	\$102,308
	76	Thistle, Pitcher's ( <i>Cirsium pitcheri</i> ) - Wherever found	T	\$76,000	\$0	\$76,000	\$0	\$76,000
	73	Thornmint, San Diego ( <i>Acanthomintha ilicifolia</i> ) - Wherever found	T	\$102,308	\$0	\$102,308	\$0	\$102,308
	110	Trillium, relict ( <i>Trillium reliquum</i> ) - Wherever found	E	\$0	\$1,991	\$1,991	\$0	\$1,991
	113	Whitlow-wort, papery ( <i>Paronychia chartacea</i> ) - Wherever found	T	\$370	\$0	\$370	\$0	\$370
	113	Wireweed ( <i>Polygonella basiramia</i> ) - Wherever found	E	\$370	\$0	\$370	\$0	\$370
	113	Ziziphus, Florida ( <i>Ziziphus celata</i> ) - Wherever found	E	\$370	\$0	\$370	\$0	\$370
Flowering Plants subtotal				\$3,405,308	\$8,745,242	\$12,150,550	\$406,887	\$12,557,437
Ferns and Allies	106	Fern, Aleutian shield ( <i>Polystichum aleuticum</i> ) - Wherever found	E	\$5,333	\$0	\$5,333	\$0	\$5,333
Ferns and Allies subtotal				\$5,333	\$0	\$5,333	\$0	\$5,333
Lichens	113	Cladonia, Florida perforate ( <i>Cladonia perforata</i> ) - Wherever found	E	\$370	\$0	\$370	\$0	\$370
Lichens subtotal				\$370	\$0	\$370	\$0	\$370
Multi-species				\$0	\$308,500	\$308,500	\$1,079,600	\$1,388,100
				\$27,277,490	\$63,167,646	\$90,445,136	\$12,708,467	\$103,153,603
Multi-species subtotal				\$0	\$308,500	\$308,500	\$1,079,600	\$1,388,100
Total Land Expenditures				\$27,277,490	\$63,167,646	\$90,445,136	\$12,708,467	\$103,153,603

**TABLE 4. FY 2016 EXPENDITURES REPORTED BY INDIVIDUAL FEDERAL AGENCIES AND THE STATES**

This table displays combined species expenditures and land acquisition costs by each reporting Federal agency, the Service, and the States collectively. Expenditures for foreign species are included, as well as costs for multi-species conservation activities.

**Table 4. FY2016  
Expenditures Reported by Individual Federal Agencies and the States.**

Agency Type	Expense Type	Agency	Species Total	Land Total	Cumulative Total
Agency	Federal Domestic Expenditures	DHS Coast Guard	\$21,624,100	\$5,000	\$21,629,100
		DHS Customs and Border Protection	\$295,573	\$0	\$295,573
		DHS Federal Emergency Management Agency	\$136,900	\$0	\$136,900
		DOC National Oceanic and Atmospheric Administration	\$182,080,675	\$0	\$182,080,675
		DOD Army	\$27,729,201	\$0	\$27,729,201
		DOD Army Corps of Engineers	\$203,279,915	\$1,605,721	\$204,885,636
		DOD Marine Corps	\$11,788,200	\$0	\$11,788,200
		DOD Navy	\$23,112,740	\$0	\$23,112,740
		DOE Bonneville Power Administration	\$251,015,831	\$3,462,784	\$254,478,615
		DOE Southwestern Power Administration	\$94,800	\$70,000	\$164,800
		DOE Western Area Power Administration	\$15,986,100	\$0	\$15,986,100
		DOI Bureau of Land Management	\$26,514,177	\$8,534,100	\$35,048,277

Agency Type	Expense Type	Agency	Species Total	Land Total	Cumulative Total
		DOI Bureau of Reclamation	\$106,152,800	\$16,260,000	\$122,412,800
		DOI National Park Service	\$19,458,972	\$0	\$19,458,972
		DOI US Geological Survey	\$16,343,323	\$0	\$16,343,323
		DOT Federal Aviation Administration	\$390,650	\$0	\$390,650
		DOT Federal Highway Administration	\$70,873,810	\$14,058,431	\$84,932,241
		Environmental Protection Agency	\$157,489	\$0	\$157,489
		Federal Energy Regulatory Commission	\$141,400	\$0	\$141,400
		Nuclear Regulatory Commission	\$227,100	\$0	\$227,100
		Smithsonian Institution	\$611,300	\$0	\$611,300
		Tennessee Valley Authority	\$1,169,000	\$0	\$1,169,000
		USDA Animal and Plant Health Inspection Service	\$7,300,900	\$0	\$7,300,900
		USDA Forest Service	\$35,753,899	\$0	\$35,753,899
		USDA Natural Resources Conservation Service	\$17,946,338	\$18,863,110	\$36,809,448
		US Fish and Wildlife Service	\$157,719,857	\$27,277,490	\$184,997,347
	Federal Domestic Expenditures subtotal		\$1,197,905,050	\$90,136,636	\$1,288,041,686

Agency Type	Expense Type	Agency	Species Total	Land Total	Cumulative Total
	Federal Foreign Expenditures	Environmental Protection Agency	\$100	\$0	\$100
		DOI US Geological Survey	\$7,100	\$0	\$7,100
		DOD Navy	\$30,931	\$0	\$30,931
		USDA Animal and Plant Health Inspection Service	\$46,700	\$0	\$46,700
		DOC National Oceanic and Atmospheric Administration	\$74,000	\$0	\$74,000
		DOI National Park Service	\$107,500	\$0	\$107,500
		DOT Federal Highway Administration	\$254,322	\$0	\$254,322
		DOD Army Corps of Engineers	\$349,568	\$0	\$349,568
		Smithsonian Institution	\$1,322,000	\$0	\$1,322,000
		US Fish and Wildlife Service	\$24,546,295	\$0	\$24,546,295
	Federal Foreign Expenditures subtotal		\$26,738,516	\$0	\$26,738,516
	Federal Domestic and Foreign Expenditures Subtotal		\$1,224,643,566	\$90,136,636	\$1,314,780,202
MultiAgency	Federal Multi-species Expenditures	DOD Army	\$15,662,678	\$0	\$15,662,678
		Nuclear Regulatory Commission	\$28,000	\$0	\$28,000
		DOI Bureau of Reclamation	\$20,702,000	\$0	\$20,702,000

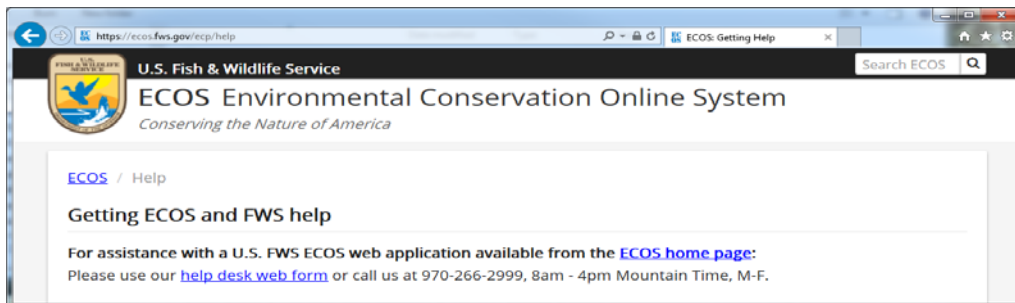
Agency Type	Expense Type	Agency	Species Total	Land Total	Cumulative Total
		Smithsonian Institution	\$28,000	\$0	\$28,000
		DOE Southwestern Power Administration	\$9,500	\$0	\$9,500
		Federal Communications Commission	\$150,000	\$0	\$150,000
		Environmental Protection Agency	\$4,369,124	\$0	\$4,369,124
		DHS Coast Guard	\$14,744,000	\$21,000	\$14,765,000
		USDA Animal and Plant Health Inspection Service	\$324,700	\$0	\$324,700
		DOD Navy	\$479,745	\$0	\$479,745
		DOT Federal Aviation Administration	\$315,000	\$0	\$315,000
		DHS Customs and Border Protection	\$9,900	\$0	\$9,900
		USDA Natural Resources Conservation Service	\$1,164,000	\$287,500	\$1,451,500
		DOD Army Corps of Engineers	\$4,203,413	\$0	\$4,203,413
		DHS Federal Emergency Management Agency	\$212,000	\$0	\$212,000
		US Fish and Wildlife Service	\$2,143,492	\$0	\$2,143,492
	Federal Multi-species Expenditures subtotal		\$64,545,552	\$308,500	\$64,854,052

<b>Agency Type</b>	<b>Expense Type</b>	<b>Agency</b>	<b>Species Total</b>	<b>Land Total</b>	<b>Cumulative Total</b>
	Federal Domestic and Foreign Expenditures Subtotal		\$64,545,552	\$308,500	\$64,854,052
			\$1,289,189,118	\$90,445,136	\$1,379,634,254
State	State Domestic Expenditures	State Governments	\$84,487,158	\$11,628,867	\$96,116,025
	State Multi-species Expenditures	State Governments	\$1,862,250	\$1,079,600	\$2,941,850
Total			\$1,375,538,526	\$103,153,603	\$1,478,692,129

## Appendix A. Supplemental Guidance for Reporting Expenditures for the Conservation of Endangered and Threatened Species -- FY 2016

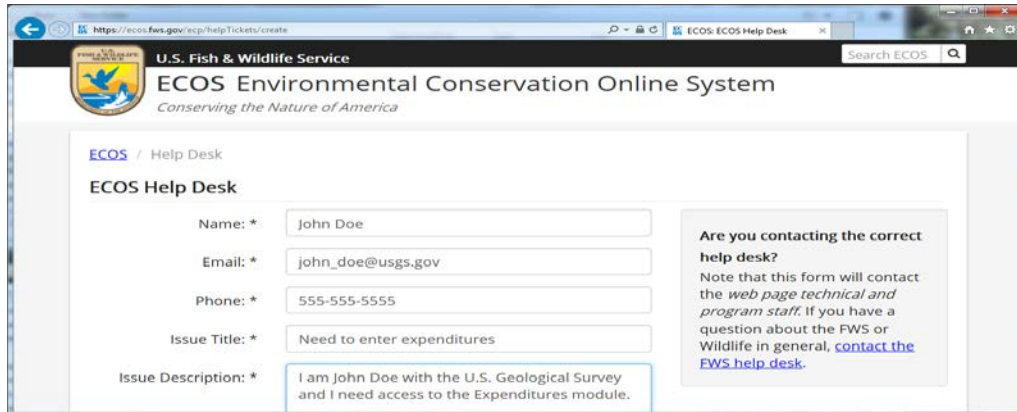
This reporting guidance provides information on how to report expenditures attributable to individual species to the extent this information is reasonably available. The Congress requested information for this report on a species-by-species basis, but to provide the most accurate account of expenditures for the conservation of species listed under the Endangered Species Act, a new reporting feature was added in FY 2012. This “multi-species” option allows the reporting of lump sum costs for multi-species conservation activities **when it is not possible to account accurately for individual species.**

Each agency must enter data directly into our Web-based system and will need to designate a contact person (more than one person is permissible) to enter the data. The contact person(s) will need to obtain a username and password before entering the data. Credentials can be obtained by accessing our Environmental Conservation Online System (ECOS) home page at <http://ecos.fws.gov/> and clicking on “Contact Us” located at the bottom of the ECOS home page. This brings you the Help Desk where you will click on “help desk web form.”





Fill in the requested information along with your affiliated agency and request access to the “Expenditures” application.



The screenshot shows a web browser window with the URL <https://ecos.fws.gov/ecp/helpTickets/create>. The page header includes the U.S. Fish & Wildlife Service logo and the text "ECOS Environmental Conservation Online System" and "Conserving the Nature of America". The main content area is titled "ECOS Help Desk" and contains a form with the following fields:

- Name: \* John Doe
- Email: \* john\_doe@usgs.gov
- Phone: \* 555-555-5555
- Issue Title: \* Need to enter expenditures
- Issue Description: \* I am John Doe with the U.S. Geological Survey and I need access to the Expenditures module.

To the right of the form is a box titled "Are you contacting the correct help desk?" with the following text: "Note that this form will contact the *web page technical and program staff*. If you have a question about the FWS or Wildlife in general, [contact the FWS help desk.](#)"

Please allow 2 working days for access approval (an email confirmation will be sent to you).

Once you receive your log-in credentials and access approval email, log in at

<https://ecos.fws.gov> to begin entering expenditures data. Contact the ECOS Help Desk (970-266-2999) if you experience any problems.

The following information should be used to gather the data.

## BACKGROUND

- Section 18 of the Endangered Species Act of 1973 (16 U.S. 1531 *et seq.*) reads, in part, “...the Fish and Wildlife Service, shall submit to the Congress an annual report covering the preceding fiscal year which shall contain--
  - (1) an accounting on a species-by-species basis of all reasonably identifiable Federal expenditures made primarily for the conservation of endangered and threatened species pursuant to this Act; and
  - (2) an accounting on a species-by-species basis for all reasonably identifiable expenditures made primarily for the conservation of endangered and threatened species pursuant to this Act by States receiving grants under section 6.”
- The conference report for the 1988 amendments made some of the following points concerning section 18 of the Act:
  - Provision should not become unduly burdensome or result in diversion of funds from the operation of the program.

- The Secretary of the Interior is to make a good faith effort to develop and obtain data but is not to undertake extensive or extraordinary measures.
- Generalized dollar estimates will suffice.
- Amendment does not apply to expenditures for delisted, proposed, and candidate species.
- Amendment is not to require new species-specific time sheets for the Service or other reporting agency.
- Listing, consultation, and law enforcement are to be included to the extent they are "reasonably identifiable."
- Only salary costs that can be reasonably identified as applicable to listed species need be reported.
- For other Federal and State agencies, a good faith effort to collect information is expected.
- Submission of data from any agency is not to be a precondition to receiving any contracts or grants or establishing other arrangements with the Fish and Wildlife Service.
- Only one data set per agency should be submitted for any given fiscal year.

#### DATA FORMAT

- Species should be identified by the same scientific name as found in the most current list of endangered and threatened species.
- Amounts should be reported in whole dollars. Amounts above \$2,000 may be rounded to the nearest \$500 or \$1,000; smaller amounts may be rounded to the nearest \$100. **Do not report amounts lower than \$100.**

#### EXPENDITURES TO BE REPORTED

- Only species on the Federal list of Endangered and Threatened Wildlife and Plants (50 CFR Part 17) at the end of Federal fiscal year 2015 (October 1, 2014 to September 30, 2015) are to be reported. Expenditures made prior to the actual listing date of a species, but still within the same year, may be reported (e.g., costs of public meetings, notices, surveys, initial recovery efforts). Funds expended for unlisted, separate populations of listed vertebrates cannot be included in the report (e.g., Atlantic coast least terns, Alaska gray wolves). Expenditures for State-listed species are not reportable unless they are also federally listed. Amounts for foreign species on the list (e.g., grants or contracts carried

out in another country) are reportable in the same manner as domestic species, but again, to the extent they are reasonably identifiable.

- Only reasonably identifiable expenditures for listed species will be compiled for this report. Extraordinary accounting to track funds expended on listed species is not expected. **Funds reported should be those actually expended, not obligated.**
- Examples of reportable expenditures include status surveys, habitat management, habitat acquisition, research, propagation (including surrogate species), recovery plan development or implementation, and mitigation. **Projects must primarily benefit listed species** and not other conservation goals, although if a readily identifiable portion of the expenditure is for the benefit of listed species (either individually or collectively), that portion of the expenditure may be reported.
- All habitat (land or water) acquisition costs are to be reported separately from all other identifiable expenditures. Such acquisitions must be primarily for the purpose of conserving federally listed species. As with other projects, those portions of habitat acquisition costs that are specifically for a listed species may be prorated out of the total acquisition costs when the other habitat is being acquired for other purposes (e.g., 25 acres of a 250-acre purchase will be set aside).
- Expenditures in a single project devoted to a number of listed species should be prorated by species, if possible. **When it is not possible to determine individual listed species costs in a multi-species project by prorating, those costs should be entered, in total, in the multi-species category option. The comment box, which is part of this feature, should be used to include information about the project.**
- General surveys or projects that cover a large number of species, some of which may not be listed, are reportable only to extent that the agency can reasonably identify the portion of costs that benefit listed species.
- Expenditures associated with consultations pursuant to section 7 of the Act should be reported as for the benefit of a specific species to the extent they are readily identifiable to that particular species. Thus, a formal consultation dealing with a single species, or up to several species where the relative costs are easily divisible, should be reported under that or those species. **Consultation costs not readily attributable to individual species can be reported in the multi-species category.**
- Monitoring and survey costs should be reported when: (1) the cost of the monitoring or survey was incurred during the period the species was under a proposed listing and the species was actually listed in the same fiscal year that the monitoring and surveys were conducted; (2) the monitoring or survey covered both candidates and listed species, and the costs can be prorated to include only the listed species; or (3) the cost was readily identifiable to individual species. **Costs meeting the criteria in (1) and (2), but not readily identifiable to individual species can be reported in the multi-species category.**

- Salary and benefits of an employee working full-time on a single species or whose time is devoted to particular species that can be readily identified should be reported for those species. Travel costs should be treated similarly. **Staff costs for work on multi-species activities that cannot be identified to particular species can be reported in the multi-species category.**
- Any State or Federal project that incurs increased costs related directly to mitigation or other conservation efforts on behalf of federally listed species should report that added cost, by species, if readily identifiable, or **may report such costs in the multi-species category.**
- All State agencies (e.g., fish and wildlife, parks, heritage programs, forests, highways) should report their expenditures, but only a single, collective report from each State should be submitted. **Expenditures should include conservation costs for fish, wildlife, and plants.** For ESA section 6 grants or other Federal grants, States should report **only the State cost-share portion** of each grant. States should not include other sources of non-Federal cost share, e.g., third-party contributions, unless those contributions are donated to the State as a general donation.
- For reimbursable funds, the paying or disbursing agency should report the expenditure.
- **Litigation costs should not be reported.**

## **Appendix B. Reports Provided by Other Federal Agencies for Fiscal Year 2016**

### Department of Agriculture:

- Animal and Plant Health Inspection Service
- Farm Service Agency\*
- Forest Service
- Natural Resources Conservation Service

### Department of Commerce:

- National Oceanic and Atmospheric Administration

### Department of Defense:

- Office of the Under Secretary
  - Representing: Air Force\*, Army (includes Defense Logistics Agency), Marine Corps, Navy, and Army Corps of Engineers

### Department of Energy:

- Bonneville Power Administration
- Southeastern Power Administration\*
- Southwestern Power Administration
- Western Area Power Administration

### Department of Homeland Security

- Coast Guard
- Customs and Border Protection
- Federal Emergency Management Agency
- Office of Science and Technology\*

### Department of the Interior:

- Bureau of Indian Affairs\*
- Bureau of Land Management
- Bureau of Ocean Energy Management\*
- Bureau of Reclamation
- Bureau of Safety and Environmental Enforcement\*
- National Park Service
- Office of Surface Mining\*
- U.S. Geological Survey

### Department of Transportation:

- Federal Aviation Administration
- Federal Highway Administration

Independent Agencies:

Environmental Protection Agency  
Federal Communications Commission  
Federal Energy Regulatory Commission  
Nuclear Regulatory Commission  
Smithsonian Institution  
Tennessee Valley Authority

\* Agencies reporting no expenditures for FY 2016

## USDA Animal and Plant Health Inspection Service --

**\*FY2016\***

Locality	Group Name	Common Name	Scientific Name	Population	General Expenditures	Land Expenditures	Grand Total
Domestic	Mammals	Bat, gray	Myotis grisescens	Wherever found	\$200	\$0	\$200
		Bat, Indiana	Myotis sodalis	Wherever found	\$20,500	\$0	\$20,500
		Bat, lesser long-nosed	Leptonycteris curasoae yerbabuena	Wherever found	\$200	\$0	\$200
		Bat, Northern long-eared	Myotis septentrionalis	Wherever found	\$15,700	\$0	\$15,700
		Bear, grizzly	Ursus arctos horribilis	U.S.A., conterminous (lower 48) States, except where listed as an experimental population or delisted	\$152,400	\$0	\$152,400
		Bear, Louisiana black	Ursus americanus luteolus	Wherever found	\$86,400	\$0	\$86,400
		Bear, polar	Ursus maritimus	Wherever found	\$200	\$0	\$200
		Caribou, Woodland	Rangifer tarandus caribou	Selkirk Mountain population	\$1,400	\$0	\$1,400
		Deer, Columbian white-tailed	Odocoileus virginianus leucurus	Columbia River DPS	\$26,000	\$0	\$26,000
		Ferret, black-footed	Mustela nigripes	Wherever found, except where listed as an experimental population	\$402,000	\$0	\$402,000
		Jaguar	Panthera onca	Wherever found	\$2,300	\$0	\$2,300
		Jaguarundi, Gulf Coast	Herpailurus (=Felis) yagouaroundi cacomitli	Wherever found	\$2,300	\$0	\$2,300
		Lynx, Canada	Lynx canadensis	Contiguous U.S. DPS	\$11,000	\$0	\$11,000

Locality	Group Name	Common Name	Scientific Name	Population	General Expenditures	Land Expenditures	Grand Total
		Manatee, West Indian	Trichechus manatus	Wherever found	\$800	\$0	\$800
		Mouse, Alabama beach	Peromyscus polionotus ammobates	Wherever found	\$4,100	\$0	\$4,100
		Mouse, Choctawhatchee beach	Peromyscus polionotus allophrys	Wherever found	\$32,300	\$0	\$32,300
		Mouse, New Mexico meadow jumping	Zapus hudsonius luteus	Wherever found	\$200	\$0	\$200
		Mouse, Perdido Key beach	Peromyscus polionotus trissyllepsis	Wherever found	\$32,300	\$0	\$32,300
		Mouse, salt marsh harvest	Reithrodontomys raviventris	wherever found	\$132,000	\$0	\$132,000
		Mouse, southeastern beach	Peromyscus polionotus niveiventris	wherever found	\$32,300	\$0	\$32,300
		Mouse, St. Andrew beach	Peromyscus polionotus peninsularis	Wherever found	\$32,300	\$0	\$32,300
		Ocelot	Leopardus (=Felis) pardalis	wherever found	\$12,800	\$0	\$12,800
		Otter, Northern Sea	Enhydra lutris kenyoni	Southwest Alaska DPS	\$200	\$0	\$200
		Otter, southern sea	Enhydra lutris nereis	Wherever found	\$200	\$0	\$200
		Pocket gopher, Olympia	Thomomys mazama pugetensis	Wherever found	\$400	\$0	\$400
		Pocket gopher, Roy Prairie	Thomomys mazama glacialis	Wherever found	\$400	\$0	\$400
		Pocket gopher, Tenino	Thomomys mazama tumuli	Wherever found	\$400	\$0	\$400
		Pocket gopher, Yelm	Thomomys mazama yelmensis	Wherever found	\$400	\$0	\$400
		Prairie dog, Utah	Cynomys parvidens	Wherever found	\$5,200	\$0	\$5,200
		Pronghorn, Sonoran	Antilocapra americana sonoriensis	Wherever found, except where listed as an experimental population	\$300	\$0	\$300
		Rabbit, Lower Keys marsh	Sylvilagus palustris hefneri	Wherever found	\$24,000	\$0	\$24,000
		Seal, Hawaiian monk	Monachus schauinslandi	Wherever found	\$29,000	\$0	\$29,000



Locality	Group Name	Common Name	Scientific Name	Population	General Expenditures	Land Expenditures	Grand Total
		Squirrel, Mount Graham red	Tamiasciurus hudsonicus grahamensis	Wherever found	\$200	\$0	\$200
		Squirrel, Northern Idaho Ground	Urocitellus brunneus	Wherever found	\$2,000	\$0	\$2,000
		Vole, Hualapai Mexican	Microtus mexicanus hualpaiensis	Wherever found	\$200	\$0	\$200
		Whale, finback	Balaenoptera physalus	Wherever found	\$100	\$0	\$100
		Whale, humpback	Megaptera novaeangliae	Wherever found	\$100	\$0	\$100
		Wolf, gray	Canis lupus	MN	\$295,000	\$0	\$295,000
		Wolf, gray	Canis lupus	U.S.A.: All of AL, AR, CA, CO, CT, DE, FL, GA, IA, IN, IL, KS, KY, LA, MA, MD, ME, MI, MO, MS, NC, ND, NE, NH, NJ, NV, NY, OH, OK, PA, RI, SC, SD, TN, TX, VA, VT, WI, and WV; and portions of AZ, NM, OR, UT, and WA. Mexico.	\$241,700	\$0	\$241,700
		Wolf, Mexican	Canis lupus baileyi	U.S.A. (portions of AZ and NM) see 17.84(k)	\$123,000	\$0	\$123,000
	Mammals subtotal				\$1,722,500	\$0	\$1,722,500
	Birds	Blackbird, yellow-shouldered	Agelaius xanthomus	Wherever found	\$500	\$0	\$500
		Bobwhite, masked (quail)	Colinus virginianus ridgwayi	Wherever found	\$200	\$0	\$200
		Caracara, Audubon's crested	Polyborus plancus audubonii	FL pop.	\$200	\$0	\$200
		Condor, California	Gymnogyps californianus	U.S.A. only, except where listed as an experimental population	\$300	\$0	\$300

Locality	Group Name	Common Name	Scientific Name	Population	General Expenditures	Land Expenditures	Grand Total
		Coot, Hawaiian	<i>Fulica americana alai</i>	Wherever found	\$137,400	\$0	\$137,400
		Crane, whooping	<i>Grus americana</i>	Wherever found, except where listed as an experimental population	\$6,200	\$0	\$6,200
		Cuckoo, yellow-billed	<i>Coccyzus americanus</i>	Western U.S. DPS	\$2,300	\$0	\$2,300
		Curlew, Eskimo	<i>Numenius borealis</i>	Wherever found	\$200	\$0	\$200
		Duck, Hawaiian (=koloa)	<i>Anas wyvilliana</i>	Wherever found	\$247,100	\$0	\$247,100
		Eider, Steller's	<i>Polysticta stelleri</i>	AK breeding pop.	\$79,700	\$0	\$79,700
		falcon, northern aplomado	<i>Falco femoralis septentrionalis</i>	Wherever found, except where listed as an experimental population	\$2,200	\$0	\$2,200
		Flycatcher, southwestern willow	<i>Empidonax traillii extimus</i>	Wherever found	\$31,000	\$0	\$31,000
		Goose, Hawaiian	<i>Branta (=Nesochen) sandvicensis</i>	Wherever found	\$204,400	\$0	\$204,400
		Hawk, Hawaiian (=lo)	<i>Buteo solitarius</i>	Wherever found	\$38,000	\$0	\$38,000
		Horned lark, streaked	<i>Eremophila alpestris strigata</i>	Wherever found	\$400	\$0	\$400
		Knot, red	<i>Calidris canutus rufa</i>	Wherever found	\$1,600	\$0	\$1,600
		Moorhen, Mariana common	<i>Gallinula chloropus guami</i>	Wherever found	\$137,400	\$0	\$137,400
		Murrelet, marbled	<i>Brachyramphus marmoratus</i>	U.S.A. (CA, OR, WA)	\$5,400	\$0	\$5,400
		Nightjar, Puerto Rican	<i>Caprimulgus noctitherus</i>	Wherever found	\$100	\$0	\$100
		Owl, Mexican spotted	<i>Strix occidentalis lucida</i>	Wherever found	\$300	\$0	\$300
		Owl, northern spotted	<i>Strix occidentalis caurina</i>	Wherever found	\$400	\$0	\$400
		Pigeon, Puerto Rican plain	<i>Columba inornata wetmorei</i>	Wherever found	\$500	\$0	\$500

Locality	Group Name	Common Name	Scientific Name	Population	General Expenditures	Land Expenditures	Grand Total
		Plover, piping	Charadrius melodus	[Atlantic Coast and Northern Great Plains populations] - Wherever found, except those areas where listed as endangered.	\$250,000	\$0	\$250,000
		Plover, piping	Charadrius melodus	[Great Lakes watershed DPS] - Great Lakes watershed in States of IL, IN, MI, MN, NY, OH, PA, and WI and Canada (Ont.)	\$36,500	\$0	\$36,500
		Plover, western snowy	Charadrius alexandrinus nivosus	Pacific Coast population DPS-U.S.A. (CA, OR, WA), Mexico (within 50 miles of Pacific coast)	\$414,300	\$0	\$414,300
		Prairie-chicken, Attwater's greater	Tympanuchus cupido attwateri	Wherever found	\$7,500	\$0	\$7,500
		Prairie-chicken, lesser	Tympanuchus pallidicinctus	Wherever found	\$4,800	\$0	\$4,800
		Rail, California clapper	Rallus longirostris obsoletus	Wherever found	\$153,800	\$0	\$153,800
		Rail, light-footed clapper	Rallus longirostris levipes	Wherever found	\$136,300	\$0	\$136,300
		Rail, Yuma clapper	Rallus longirostris yumanensis	Wherever found	\$25,300	\$0	\$25,300
		sage-grouse, Gunnison	Centrocercus minimus	Wherever found	\$1,200	\$0	\$1,200
		scrub-jay, Florida	Aphelocoma coerulescens	Wherever found	\$200	\$0	\$200
		Stilt, Hawaiian	Himantopus mexicanus knudseni	Wherever found	\$272,100	\$0	\$272,100
		Stork, wood	Mycteria americana	AL, FL, GA, MS, NC, SC	\$300	\$0	\$300
		Swiftlet, Mariana gray	Aerodramus vanikorensis bartschi	Wherever found	\$109,600	\$0	\$109,600
		Tern, California least	Sterna antillarum browni	Wherever found	\$415,600	\$0	\$415,600
		Tern, least	Sterna antillarum	interior pop.	\$34,500	\$0	\$34,500

Locality	Group Name	Common Name	Scientific Name	Population	General Expenditures	Land Expenditures	Grand Total
		Tern, roseate	<i>Sterna dougallii dougallii</i>	Western Hemisphere except NE U.S.	\$32,400	\$0	\$32,400
		Tern, roseate	<i>Sterna dougallii dougallii</i>	northeast U.S. nesting pop.	\$20,100	\$0	\$20,100
		Vireo, Black-capped	<i>Vireo atricapilla</i>	Wherever found	\$1,800	\$0	\$1,800
		Vireo, least Bell's	<i>Vireo bellii pusillus</i>	Wherever found	\$100	\$0	\$100
		Warbler (=wood), golden-cheeked	<i>Dendroica chrysoparia</i>	Wherever found	\$4,300	\$0	\$4,300
		Warbler, Kirtland's	<i>Setophaga kirtlandii</i> (= <i>Dendroica kirtlandii</i> )	Wherever found	\$50,000	\$0	\$50,000
		Woodpecker, red-cockaded	<i>Picoides borealis</i>	Wherever found	\$8,000	\$0	\$8,000
	Birds subtotal				\$2,874,500	\$0	\$2,874,500
	Reptiles	Boa, Puerto Rican	<i>Epicrates inornatus</i>	Wherever found	\$100	\$0	\$100
		gartersnake, narrow-headed	<i>Thamnophis rufipunctatus</i>	Wherever found	\$200	\$0	\$200
		gartersnake, northern Mexican	<i>Thamnophis eques megalops</i>	Wherever found	\$200	\$0	\$200
		Rattlesnake, New Mexican ridge-nosed	<i>Crotalus willardi obscurus</i>	Wherever found	\$200	\$0	\$200
		Sea turtle, green	<i>Chelonia mydas</i>	Central North Pacific DPS	\$9,300	\$0	\$9,300
		Sea turtle, green	<i>Chelonia mydas</i>	Central West Pacific DPS	\$510,300	\$0	\$510,300
		Sea turtle, green	<i>Chelonia mydas</i>	North Atlantic DPS	\$6,000	\$0	\$6,000
		Sea turtle, green	<i>Chelonia mydas</i>	South Atlantic DPS	\$18,600	\$0	\$18,600
		Sea turtle, hawksbill	<i>Eretmochelys imbricata</i>	Wherever found	\$800	\$0	\$800
		Sea turtle, Kemp's ridley	<i>Lepidochelys kempii</i>	Wherever found	\$34,700	\$0	\$34,700
		Sea turtle, leatherback	<i>Dermochelys coriacea</i>	Wherever found	\$22,000	\$0	\$22,000
		Sea turtle, loggerhead	<i>Caretta caretta</i>	Northwest Atlantic Ocean DPS	\$37,000	\$0	\$37,000

Locality	Group Name	Common Name	Scientific Name	Population	General Expenditures	Land Expenditures	Grand Total
		Snake, black pine	<i>Pituophis melanoleucus lodingi</i>	Wherever found	\$100	\$0	\$100
		Snake, eastern indigo	<i>Drymarchon corais couperi</i>	Wherever found	\$300	\$0	\$300
		Tortoise, desert	<i>Gopherus agassizii</i>	Wherever found, except AZ south and east of Colorado R., and Mexico	\$40,600	\$0	\$40,600
		Tortoise, gopher	<i>Gopherus polyphemus</i>	West of Mobile and Tombigbee Rivers	\$100	\$0	\$100
		Turtle, Alabama red-bellied	<i>Pseudemys alabamensis</i>	Wherever found	\$200	\$0	\$200
		turtle, bog	<i>Clemmys muhlenbergii</i>	Wherever found, except GA, NC, SC, TN, VA	\$4,200	\$0	\$4,200
		Turtle, ringed map	<i>Graptemys oculifera</i>	Wherever found	\$100	\$0	\$100
		Turtle, yellow-blotched map	<i>Graptemys flavimaculata</i>	Wherever found	\$2,500	\$0	\$2,500
	Reptiles subtotal				\$687,500	\$0	\$687,500
	Amphibians	Frog, California red-legged	<i>Rana draytonii</i>	Wherever found	\$15,100	\$0	\$15,100
		Frog, Chiricahua leopard	<i>Rana chiricahuensis</i>	Wherever found	\$200	\$0	\$200
		Frog, dusky gopher	<i>Rana sevosa</i>	Wherever found	\$100	\$0	\$100
		Frog, Oregon spotted	<i>Rana pretiosa</i>	Wherever found	\$400	\$0	\$400
		Salamander, Red Hills	<i>Phaeognathus hubrichti</i>	Wherever found	\$100	\$0	\$100
		Salamander, Sonora tiger	<i>Ambystoma tigrinum stebbinsi</i>	Wherever found	\$200	\$0	\$200
		Toad, arroyo (=arroyo southwestern)	<i>Anaxyrus californicus</i>	Wherever found	\$100	\$0	\$100
		Toad, Puerto Rican crested	<i>Peltophryne lemur</i>	Wherever found	\$400	\$0	\$400
	Amphibians subtotal				\$16,600	\$0	\$16,600

Locality	Group Name	Common Name	Scientific Name	Population	General Expenditures	Land Expenditures	Grand Total
	Fishes	Catfish, Yaqui	Ictalurus pricei	Wherever found	\$100	\$0	\$100
		Cavefish, Alabama	Speoplatyrhinus poulsoni	Wherever found	\$100	\$0	\$100
		Chub, bonytail	Gila elegans	Wherever found	\$200	\$0	\$200
		Chub, Gila	Gila intermedia	Wherever found	\$100	\$0	\$100
		Chub, humpback	Gila cypha	Wherever found	\$200	\$0	\$200
		Chub, Sonora	Gila ditaenia	Wherever found	\$100	\$0	\$100
		Chub, spotfin	Erimonax monachus	Wherever found, except where listed as an experimental population	\$100	\$0	\$100
		Chub, Virgin River	Gila seminuda (=robusta)	Wherever found	\$200	\$0	\$200
		Chub, Yaqui	Gila purpurea	Wherever found	\$100	\$0	\$100
		Darter, Okaloosa	Etheostoma okaloosae	Wherever found	\$75,000	\$0	\$75,000
		Darter, watercress	Etheostoma nuchale	Wherever found	\$1,000	\$0	\$1,000
		Madtom, Neosho	Noturus placidus	Wherever found	\$100	\$0	\$100
		Minnow, Devils River	Dionda diaboli	Wherever found	\$1,500	\$0	\$1,500
		Minnow, loach	Tiaroga cobitis	Wherever found	\$100	\$0	\$100
		Pikeminnow (=squawfish), Colorado	Ptychocheilus lucius	Wherever found, except where listed as an experimental population	\$200	\$0	\$200
		Pupfish, desert	Cyprinodon macularius	Wherever found	\$100	\$0	\$100
		Salmon, Atlantic	Salmo salar	Gulf of Maine DPS	\$800	\$0	\$800
		Salmon, Chinook	Oncorhynchus (=Salmo) tshawytscha	California Coastal ESU	\$300	\$0	\$300
		Salmon, Chinook	Oncorhynchus (=Salmo) tshawytscha	Central Valley spring-run ESU	\$300	\$0	\$300

Locality	Group Name	Common Name	Scientific Name	Population	General Expenditures	Land Expenditures	Grand Total
		Salmon, Chinook	Oncorhynchus (=Salmo) tshawytscha	Lower Columbia River ESU	\$98,900	\$0	\$98,900
		Salmon, Chinook	Oncorhynchus (=Salmo) tshawytscha	Puget Sound ESU	\$79,400	\$0	\$79,400
		Salmon, Chinook	Oncorhynchus (=Salmo) tshawytscha	Sacramento River winter-run ESU	\$300	\$0	\$300
		Salmon, Chinook	Oncorhynchus (=Salmo) tshawytscha	Snake River fall-run ESU	\$79,500	\$0	\$79,500
		Salmon, Chinook	Oncorhynchus (=Salmo) tshawytscha	Snake River spring/summer-run ESU	\$79,500	\$0	\$79,500
		Salmon, Chinook	Oncorhynchus (=Salmo) tshawytscha	Upper Columbia spring-run ESU	\$79,500	\$0	\$79,500
		Salmon, chum	Oncorhynchus keta	Columbia River ESU	\$100	\$0	\$100
		Salmon, coho	Oncorhynchus (=Salmo) kisutch	Central California Coast ESU	\$300	\$0	\$300
		Salmon, coho	Oncorhynchus (=Salmo) kisutch	Lower Columbia River ESU	\$397,000	\$0	\$397,000
		Salmon, coho	Oncorhynchus (=Salmo) kisutch	Southern Oregon - Northern California Coast ESU	\$400	\$0	\$400
		Salmon, sockeye	Oncorhynchus (=Salmo) nerka	Snake River ESU	\$397,000	\$0	\$397,000
		Shiner, Arkansas River	Notropis girardi	Arkansas River Basin (AR, KS, NM, OK, TX)	\$200	\$0	\$200
		Shiner, beautiful	Cyprinella formosa	Wherever found	\$100	\$0	\$100
		Shiner, sharpnose	Notropis oxyrinchus	Wherever found	\$400	\$0	\$400
		Shiner, smalleye	Notropis buccula	Wherever found	\$400	\$0	\$400
		Shiner, Topeka	Notropis topeka (=tristis)	Wherever found, except where listed as an experimental population	\$200	\$0	\$200

Locality	Group Name	Common Name	Scientific Name	Population	General Expenditures	Land Expenditures	Grand Total
		Spikedace	<i>Meda fulgida</i>	Wherever found	\$100	\$0	\$100
		Spinedace, Little Colorado	<i>Lepidomeda vittata</i>	Wherever found	\$100	\$0	\$100
		Steelhead	<i>Oncorhynchus (=Salmo) mykiss</i>	California Central Valley DPS	\$300	\$0	\$300
		Steelhead	<i>Oncorhynchus (=Salmo) mykiss</i>	Central California Coast DPS	\$300	\$0	\$300
		Steelhead	<i>Oncorhynchus (=Salmo) mykiss</i>	Lower Columbia River DPS	\$79,500	\$0	\$79,500
		Steelhead	<i>Oncorhynchus (=Salmo) mykiss</i>	Middle Columbia River DPS	\$100	\$0	\$100
		Steelhead	<i>Oncorhynchus (=Salmo) mykiss</i>	Northern California DPS	\$300	\$0	\$300
		Steelhead	<i>Oncorhynchus (=Salmo) mykiss</i>	Puget Sound DPS	\$79,400	\$0	\$79,400
		Steelhead	<i>Oncorhynchus (=Salmo) mykiss</i>	Snake River Basin DPS	\$79,500	\$0	\$79,500
		Steelhead	<i>Oncorhynchus (=Salmo) mykiss</i>	South-Central California Coast DPS	\$300	\$0	\$300
		Steelhead	<i>Oncorhynchus (=Salmo) mykiss</i>	Southern California DPS	\$200	\$0	\$200
		Steelhead	<i>Oncorhynchus (=Salmo) mykiss</i>	Upper Columbia River DPS	\$79,500	\$0	\$79,500
		Steelhead	<i>Oncorhynchus (=Salmo) mykiss</i>	Upper Willamette River DPS	\$79,500	\$0	\$79,500
		Stickleback, unarmored threespine	<i>Gasterosteus aculeatus williamsoni</i>	Wherever found	\$100	\$0	\$100
		Sturgeon, Alabama	<i>Scaphirhynchus suttkusi</i>	Wherever found	\$200	\$0	\$200
		Sturgeon, pallid	<i>Scaphirhynchus albus</i>	Wherever found	\$400	\$0	\$400
		Sturgeon, white	<i>Acipenser transmontanus</i>	U.S.A. (ID, MT), Canada (B.C.), Kootenai R. system	\$100	\$0	\$100
		Sucker, June	<i>Chasmistes liorus</i>	Wherever found	\$100	\$0	\$100



Locality	Group Name	Common Name	Scientific Name	Population	General Expenditures	Land Expenditures	Grand Total
		Sucker, razorback	Xyrauchen texanus	Wherever found	\$200	\$0	\$200
		Sucker, Zuni bluehead	Catostomus discobolus yarrowi	Wherever found	\$100	\$0	\$100
		Topminnow, Gila (incl. Yaqui)	Poeciliopsis occidentalis	Wherever found	\$100	\$0	\$100
		Trout, Apache	Oncorhynchus apache	Wherever found	\$100	\$0	\$100
		Trout, bull	Salvelinus confluentus	U.S.A., conterminous, lower 48 states	\$1,500	\$0	\$1,500
		Trout, Gila	Oncorhynchus gilae	Wherever found	\$100	\$0	\$100
		trout, Greenback Cutthroat	Oncorhynchus clarki stomias	Wherever found	\$100	\$0	\$100
		Trout, Lahontan cutthroat	Oncorhynchus clarkii henshawi	Wherever found	\$100	\$0	\$100
		Woundfin	Plagopterus argentissimus	Wherever found, except where listed as an experimental population	\$300	\$0	\$300
	Fishes subtotal				\$1,696,400	\$0	\$1,696,400
	Clams	Bean, Cumberland (pearlymussel)	Villosa trabalis	Wherever found; Except where listed as Experimental Populations	\$100	\$0	\$100
		Clubshell, ovate	Pleurobema perovatum	Wherever found	\$100	\$0	\$100
		Clubshell, southern	Pleurobema decisum	Wherever found	\$100	\$0	\$100
		Combshell, Cumberlandian	Epioblasma brevidens	Wherever found; Except where listed as Experimental Populations	\$100	\$0	\$100
		Combshell, southern	Epioblasma penita	Wherever found	\$100	\$0	\$100
		Fanshell	Cyprogenia stegaria	Wherever found	\$100	\$0	\$100
		Heelsplitter, Alabama (=inflated)	Potamilus inflatus	Wherever found	\$300	\$0	\$300

Locality	Group Name	Common Name	Scientific Name	Population	General Expenditures	Land Expenditures	Grand Total
		Higgins eye (pearlymussel)	Lampsilis higginsii	Wherever found	\$100	\$0	\$100
		Lampmussel, Alabama	Lampsilis virescens	Wherever found; Except where listed as Experimental Populations	\$100	\$0	\$100
		Mapleleaf, winged	Quadrula fragosa	Wherever found, except where listed as an experimental population	\$200	\$0	\$200
		Moccasinshell, Alabama	Medionidus acutissimus	Wherever found	\$200	\$0	\$200
		Monkeyface, Cumberland (pearlymussel)	Quadrula intermedia	AL; Free-Flowing Reach of the Tennessee River below the Wilson Dam, Colbert and Lauderdale Counties, AL	\$100	\$0	\$100
		Mucket, Neosho	Lampsilis rafinesqueana	Wherever found	\$200	\$0	\$200
		Mucket, orangenacre	Lampsilis perovalis	Wherever found	\$100	\$0	\$100
		Mucket, pink (pearlymussel)	Lampsilis abrupta	Wherever found	\$100	\$0	\$100
		Mussel, oyster	Epioblasma capsaeformis	Wherever found; Except where listed as Experimental Populations	\$100	\$0	\$100
		Mussel, scaleshell	Leptodea leptodon	Wherever found	\$300	\$0	\$300
		Mussel, sheepnose	Plethobasus cyphus	Wherever found	\$100	\$0	\$100
		Mussel, snuffbox	Epioblasma triquetra	Wherever found	\$100	\$0	\$100
		Pearlshell, Alabama	Margaritifera marrianae	Wherever found	\$100	\$0	\$100
		Pearlshell, Louisiana	Margaritifera hembeli	Wherever found	\$8,500	\$0	\$8,500
		Pearlymussel, cracking	Hemistena lata	Wherever found; Except where listed as Experimental Populations	\$100	\$0	\$100

Locality	Group Name	Common Name	Scientific Name	Population	General Expenditures	Land Expenditures	Grand Total
		Pearlymussel, dromedary	Dromus dromas	Wherever found; Except where listed as Experimental Populations	\$100	\$0	\$100
		Pearlymussel, littlewing	Pegias fabula	Wherever found	\$100	\$0	\$100
		Pearlymussel, slabside	Pleuronaja dolabelloides	Wherever found	\$100	\$0	\$100
		Pigtoe, flat	Pleurobema marshalli	Wherever found	\$100	\$0	\$100
		Pigtoe, heavy	Pleurobema taitianum	Wherever found	\$100	\$0	\$100
		Pocketbook, fat	Potamilus capax	Wherever found	\$100	\$0	\$100
		Pocketbook, Ouachita rock	Arkansia wheeleri	Wherever found	\$200	\$0	\$200
		Rabbitsfoot	Quadrula cylindrica cylindrica	Wherever found	\$300	\$0	\$300
		Spectaclecase (mussel)	Cumberlandia monodonta	Wherever found	\$200	\$0	\$200
		Spinymussel, James	Pleurobema collina	Wherever found	\$1,700	\$0	\$1,700
		Stirrupshell	Quadrula stapes	Wherever found	\$100	\$0	\$100
		Wedgemussel, dwarf	Alasmidonta heterodon	Wherever found	\$15,000	\$0	\$15,000
	Clams subtotal				\$29,400	\$0	\$29,400
	Snails	Ambersnail, Kanab	Oxyloma haydeni kanabensis	Wherever found	\$300	\$0	\$300
		Limpet, Banbury Springs	Lanx sp.	Wherever found	\$100	\$0	\$100
		Riversnail, Anthony's	Athearnia anthonyi	Wherever found; Except where listed as Experimental Populations	\$100	\$0	\$100
		Snail, Bliss Rapids	Taylorconcha serpenticola	Wherever found	\$100	\$0	\$100
		Snail, Morro shoulderband (=Banded dune)	Helminthoglypta walkeriana	Wherever found	\$100	\$0	\$100
		Snail, Pecos assiminea	Assimineia pecos	Wherever found	\$100	\$0	\$100
		Snail, Snake River physa	Physa natricina	Wherever found	\$200	\$0	\$200

Locality	Group Name	Common Name	Scientific Name	Population	General Expenditures	Land Expenditures	Grand Total
		Springsnail, Alamosa	Tryonia alamosae	Wherever found	\$100	\$0	\$100
		Springsnail, Bruneau Hot	Pyrgulopsis bruneauensis	Wherever found	\$100	\$0	\$100
		Springsnail, Koster's	Juturnia kosteri	Wherever found	\$100	\$0	\$100
		Springsnail, Roswell	Pyrgulopsis roswellensis	Wherever found	\$100	\$0	\$100
		springsnail, San Bernardino	Pyrgulopsis bernardina	Wherever found	\$100	\$0	\$100
		Springsnail, Three Forks	Pyrgulopsis trivialis	Wherever found	\$100	\$0	\$100
	Snails subtotal				\$1,600	\$0	\$1,600
	Insects	Beetle, American burying	Nicrophorus americanus	Wherever found, except where listed as an experimental population	\$800	\$0	\$800
		Butterfly, Fender's blue	Icaricia icarioides fenderi	Wherever found	\$500	\$0	\$500
		Butterfly, Karner blue	Lycaeides melissa samuelis	Wherever found	\$10,500	\$0	\$10,500
		Butterfly, Miami Blue	Cyclargus (=Hemiargus) thomasi bethunebakeri	Wherever found	\$100	\$0	\$100
		Butterfly, mission blue	Icaricia icarioides missionensis	Wherever found	\$100	\$0	\$100
		Butterfly, Mitchell's satyr	Neonympha mitchellii mitchellii	Wherever found	\$100	\$0	\$100
		Butterfly, Myrtle's silverspot	Speyeria zerene myrflae	Wherever found	\$100	\$0	\$100
		Butterfly, Oregon silverspot	Speyeria zerene hippolyta	Wherever found	\$100	\$0	\$100
		Butterfly, Quino checkerspot	Euphydryas editha quino (=E. e. wrighti)	Wherever found	\$100	\$0	\$100
		Butterfly, San Bruno elfin	Callophrys mossii bayensis	Wherever found	\$100	\$0	\$100
		Butterfly, Schaus swallowtail	Heraclides aristodemus ponceanus	Wherever found	\$100	\$0	\$100
		Butterfly, Smith's blue	Euphilotes enoptes smithi	Wherever found	\$100	\$0	\$100

Locality	Group Name	Common Name	Scientific Name	Population	General Expenditures	Land Expenditures	Grand Total
		Checkerspot, Taylor's (=whulge)	Euphydryas editha taylori	Wherever found	\$400	\$0	\$400
		Dragonfly, Hine's emerald	Somatochlora hineana	Wherever found	\$20,000	\$0	\$20,000
		Skipper, Carson wandering	Pseudocopaeodes eunus obscurus	Wherever found	\$100	\$0	\$100
		Skipper, Dakota	Hesperia dacotae	Wherever found	\$100	\$0	\$100
		Skipper, Pawhee montane	Hesperia leonardus montana	Wherever found	\$100	\$0	\$100
		skipperling, Poweshiek	Oarisma poweshiek	Wherever found	\$100	\$0	\$100
		Tiger beetle, Ohlone	Cicindela ohlone	Wherever found	\$100	\$0	\$100
		Tiger beetle, Salt Creek	Cicindela nevadica lincolniiana	Wherever found	\$100	\$0	\$100
	Insects subtotal				\$33,700	\$0	\$33,700
	Crustaceans	Amphipod, Noel's	Gammarus desperatus	Wherever found	\$100	\$0	\$100
		Fairy shrimp, Riverside	Streptocephalus woottoni	Wherever found	\$100	\$0	\$100
		Isopod, Lee County cave	Lirceus usdagalun	Wherever found	\$5,000	\$0	\$5,000
		Shrimp, Alabama cave	Palaemonias alabamae	Wherever found	\$100	\$0	\$100
	Crustaceans subtotal				\$5,300	\$0	\$5,300
	Flowering Plants	Ambrosia, south Texas	Ambrosia cheiranthifolia	Wherever found	\$300	\$0	\$300
		Aster, Florida golden	Chrysopsis floridana	Wherever found	\$200	\$0	\$200
		Ayenia, Texas	Ayenia limitaris	Wherever found	\$300	\$0	\$300
		Bariaco	Trichilia triacantha	Wherever found	\$100	\$0	\$100
		Bear-poppy, Dwarf	Arctomecon humilis	Wherever found	\$100	\$0	\$100
		beardtongue, Parachute	Penstemon debilis	Wherever found	\$500	\$0	\$500
		Beardtongue, Penland	Penstemon penlandii	Wherever found	\$500	\$0	\$500

Locality	Group Name	Common Name	Scientific Name	Population	General Expenditures	Land Expenditures	Grand Total
		Beargrass, Britton's	<i>Nolina brittoniana</i>	Wherever found	\$11,500	\$0	\$11,500
		Beauty, Harper's	<i>Harperocallis flava</i>	Wherever found	\$11,500	\$0	\$11,500
		Bladderpod, Dudley Bluffs	<i>Lesquerella congesta</i>	Wherever found	\$100	\$0	\$100
		Bladderpod, kodachrome	<i>Lesquerella tumulosa</i>	Wherever found	\$200	\$0	\$200
		Bladderpod, lyrate	<i>Lesquerella lyrata</i>	Wherever found	\$600	\$0	\$600
		bladderpod, Missouri	<i>Physaria filiformis</i>	Wherever found	\$100	\$0	\$100
		Bladderpod, San Bernardino Mountains	<i>Lesquerella kingii</i> ssp. <i>bernardina</i>	Wherever found	\$100	\$0	\$100
		Bladderpod, Short's	<i>Physaria globosa</i>	Wherever found	\$100	\$0	\$100
		Bladderpod, Spring Creek	<i>Lesquerella perforata</i>	Wherever found	\$100	\$0	\$100
		Bladderpod, white	<i>Lesquerella pallida</i>	Wherever found	\$100	\$0	\$100
		Bladderpod, White Bluffs	<i>Physaria douglasii</i> ssp. <i>tuplashensis</i>	Wherever found	\$100	\$0	\$100
		Bladderpod, Zapata	<i>Lesquerella thamnophila</i>	Wherever found	\$800	\$0	\$800
		Blue-star, Kearney's	<i>Amsonia kearneyana</i>	Wherever found	\$400	\$0	\$400
		Bonamia, Florida	<i>Bonamia grandiflora</i>	Wherever found	\$11,700	\$0	\$11,700
		Brickell-bush, Florida	<i>Brickellia mosieri</i>	Wherever found	\$200	\$0	\$200
		Buckwheat, cushenbury	<i>Eriogonum ovalifolium</i> var. <i>vineum</i>	Wherever found	\$300	\$0	\$300
		Buckwheat, lone (incl. Irish Hill)	<i>Eriogonum apricum</i> (incl. var. <i>prostratum</i> )	Wherever found	\$300	\$0	\$300
		Buckwheat, scrub	<i>Eriogonum longifolium</i> var. <i>gnaphalifolium</i>	Wherever found	\$300	\$0	\$300
		Buckwheat, steamboat	<i>Eriogonum ovalifolium</i> var. <i>williamsiae</i>	Wherever found	\$300	\$0	\$300
		Buckwheat, Umtanum Desert	<i>Eriogonum codium</i>	Wherever found	\$300	\$0	\$300
		Bulrush, Northeastern	<i>Scirpus ancistrochaetus</i>	Wherever found	\$4,200	\$0	\$4,200

Locality	Group Name	Common Name	Scientific Name	Population	General Expenditures	Land Expenditures	Grand Total
		Bush-clover, prairie	Lespedeza leptostachya	Wherever found	\$100	\$0	\$100
		Buttercup, autumn	Ranunculus aestivalis (=acriformis)	Wherever found	\$100	\$0	\$100
		Butterfly plant, Colorado	Gaura neomexicana var. coloradensis	Wherever found	\$100	\$0	\$100
		Cactus, Acuna	Echinomastus erectocentrus var. acunensis	Wherever found	\$100	\$0	\$100
		Cactus, Arizona hedgehog	Echinocereus triglochidiatus var. arizonicus	Wherever found	\$100	\$0	\$100
		Cactus, black lace	Echinocereus reichenbachii var. albertii	Wherever found	\$300	\$0	\$300
		Cactus, Brady pincushion	Pediocactus bradyi	Wherever found	\$100	\$0	\$100
		Cactus, Cochise pincushion	Coryphantha robbinsiorum	Wherever found	\$100	\$0	\$100
		Cactus, Fickeisen plains	Pediocactus peeblesianus fickeiseniae	Wherever found	\$100	\$0	\$100
		Cactus, Florida semaphore	Consolea corallicola	Wherever found	\$200	\$0	\$200
		Cactus, Nichol's Turk's head	Echinocactus horizontalonius var. nicholii	Wherever found	\$100	\$0	\$100
		cactus, Pariette	Sclerocactus brevispinus	Wherever found	\$100	\$0	\$100
		Cactus, Peebles Navajo	Pediocactus peeblesianus var. peeblesianus	Wherever found	\$100	\$0	\$100
		Cactus, Pima pineapple	Coryphantha scheeri var. robustispina	Wherever found	\$100	\$0	\$100
		Cactus, San Rafael	Pediocactus despainii	Wherever found	\$100	\$0	\$100
		Cactus, Siler pincushion	Pediocactus (=Echinocactus, =Utahia) sileri	Wherever found	\$200	\$0	\$200
		Cactus, star	Astrophytum asterias	Wherever found	\$300	\$0	\$300
		cactus, Tobusch fishhook	Sclerocactus brevihamatus ssp. tobuschii	Wherever found	\$300	\$0	\$300
		cactus, Uinta Basin hookless	Sclerocactus wetlandicus	Wherever found	\$100	\$0	\$100

Locality	Group Name	Common Name	Scientific Name	Population	General Expenditures	Land Expenditures	Grand Total
		Cactus, Winkler	<i>Pediocactus winkleri</i>	Wherever found	\$100	\$0	\$100
		Cactus, Wright fishhook	<i>Sclerocactus wrightiae</i>	Wherever found	\$100	\$0	\$100
		Catchfly, Spalding's	<i>Silene spaldingii</i>	Wherever found	\$300	\$0	\$300
		Chaffseed, American	<i>Schwalbea americana</i>	Wherever found	\$300	\$0	\$300
		Checker-mallow, Nelson's	<i>Sidalcea nelsoniana</i>	Wherever found	\$400	\$0	\$400
		Chumbo, Higo	<i>Harrisia portoricensis</i>	Wherever found	\$100	\$0	\$100
		Cliffrose, Arizona	<i>Purshia (=Cowania) subintegra</i>	Wherever found	\$100	\$0	\$100
		Clover, Monterey	<i>Trifolium trichocalyx</i>	Wherever found	\$100	\$0	\$100
		Clover, running buffalo	<i>Trifolium stoloniferum</i>	Wherever found	\$100	\$0	\$100
		Clover, showy Indian	<i>Trifolium amoenum</i>	Wherever found	\$100	\$0	\$100
		Cobana negra	<i>Stahlia monosperma</i>	Wherever found	\$100	\$0	\$100
		Cycladenia, Jones	<i>Cycladenia humilis</i> var. <i>jonesii</i>	Wherever found	\$500	\$0	\$500
		Daisy, Willamette	<i>Erigeron decumbens</i>	Wherever found	\$400	\$0	\$400
		Desert-parsley, Bradshaw's	<i>Lomatium bradshawii</i>	Wherever found	\$400	\$0	\$400
		Dogweed, ashy	<i>Thymophylla tephroleuca</i>	Wherever found	\$700	\$0	\$700
		Flax, Carter's small-flowered	<i>Linum carteri carteri</i>	Wherever found	\$200	\$0	\$200
		Fleabane, Zuni	<i>Erigeron rhizomatus</i>	Wherever found	\$100	\$0	\$100
		Four-o'clock, MacFarlane's	<i>Mirabilis macfarlanei</i>	Wherever found	\$100	\$0	\$100
		Fringepod, Santa Cruz Island	<i>Thysanocarpus conchuliferus</i>	Wherever found	\$100	\$0	\$100
		Glade cress, Kentucky	<i>Leavenworthia exigua laciniata</i>	Wherever found	\$100	\$0	\$100
		Gladecress, Fleshly-fruit	<i>Leavenworthia crassa</i>	Wherever found	\$200	\$0	\$200
		Gladecress, Texas golden	<i>Leavenworthia texana</i>	Wherever found	\$100	\$0	\$100



Locality	Group Name	Common Name	Scientific Name	Population	General Expenditures	Land Expenditures	Grand Total
		Goetzea, beautiful	<i>Goetzea elegans</i>	Wherever found	\$100	\$0	\$100
		Grass, Colusa	<i>Neostapfia colusana</i>	Wherever found	\$100	\$0	\$100
		Grass, Eureka Dune	<i>Swallenia alexandrae</i>		\$100	\$0	\$100
		Grass, Solano	<i>Tuctoria mucronata</i>	Wherever found	\$100	\$0	\$100
		Ground-plum, Guthrie's (=Pyne's)	<i>Astragalus bibullatus</i>	Wherever found	\$100	\$0	\$100
		Harebells, Avon Park	<i>Crotalaria avonensis</i>	Wherever found	\$100	\$0	\$100
		Harperella	<i>Ptilimnium nodosum</i>	Wherever found	\$100	\$0	\$100
		Higuero de sierra	<i>Crescentia portoricensis</i>	Wherever found	\$100	\$0	\$100
		Howellia, water	<i>Howellia aquatilis</i>	Wherever found	\$500	\$0	\$500
		Jewelflower, California	<i>Caulanthus californicus</i>	Wherever found	\$100	\$0	\$100
		Jewelflower, Metcalf Canyon	<i>Streptanthus albidus</i> ssp. <i>albidus</i>	Wherever found	\$100	\$0	\$100
		Jewelflower, Tiburon	<i>Streptanthus niger</i>	Wherever found	\$100	\$0	\$100
		Joint-vetch, Sensitive	<i>Aeschynomene virginica</i>	Wherever found	\$1,600	\$0	\$1,600
		Ladies'-tresses, Ute	<i>Spiranthes diluvialis</i>	Wherever found	\$300	\$0	\$300
		Ladies-tresses, Canelo Hills	<i>Spiranthes delitescens</i>	Wherever found	\$100	\$0	\$100
		Lead-plant, Crenulate	<i>Amorpha crenulata</i>	Wherever found	\$11,600	\$0	\$11,600
		Leather flower, Alabama	<i>Clematis socialis</i>	Wherever found	\$100	\$0	\$100
		Locoweed, Fassett's	<i>Oxytropis campestris</i> var. <i>chartacea</i>	Wherever found	\$100	\$0	\$100
		Lotus, San Clemente Island	<i>Acmispon dendroideus</i> var. <i>traskiae</i> (=Lotus d. ssp. <i>traskiae</i> )	Wherever found	\$100	\$0	\$100
		Lupine, clover	<i>Lupinus tidestromii</i>	Wherever found	\$100	\$0	\$100
		Lupine, Kincaid's	<i>Lupinus sulphureus</i> ssp. <i>kincaidii</i>	Wherever found	\$500	\$0	\$500
		Lupine, Nipomo Mesa	<i>Lupinus nipomensis</i>	Wherever found	\$100	\$0	\$100

Locality	Group Name	Common Name	Scientific Name	Population	General Expenditures	Land Expenditures	Grand Total
		Lupine, scrub	Lupinus aridorum	Wherever found	\$100	\$0	\$100
		mallow, Gierisch	Sphaeralcea gierischii	Wherever found	\$200	\$0	\$200
		Manioc, Walker's	Manihot walkerae	Wherever found	\$300	\$0	\$300
		Milk-vetch, Applegate's	Astragalus applegatei	Wherever found	\$100	\$0	\$100
		Milk-vetch, Ash meadows	Astragalus phoenix	Wherever found	\$100	\$0	\$100
		Milk-vetch, Braunton's	Astragalus brauntonii	Wherever found	\$100	\$0	\$100
		Milk-vetch, Clara Hunt's	Astragalus clarianus	Wherever found	\$100	\$0	\$100
		Milk-vetch, Coachella Valley	Astragalus lentiginosus var. coachellae	Wherever found	\$100	\$0	\$100
		Milk-vetch, coastal dunes	Astragalus tener var. titi	Wherever found	\$100	\$0	\$100
		Milk-vetch, Cushenbury	Astragalus albens	Wherever found	\$100	\$0	\$100
		Milk-vetch, Fish Slough	Astragalus lentiginosus var. piscinensis	Wherever found	\$100	\$0	\$100
		Milk-vetch, heliotrope	Astragalus montii	Wherever found	\$200	\$0	\$200
		Milk-vetch, Holmgren	Astragalus holmgreniorum	Wherever found	\$300	\$0	\$300
		Milk-vetch, Jesup's	Astragalus robbinsii var. jesupi	Wherever found	\$700	\$0	\$700
		Milk-vetch, Lane Mountain	Astragalus jaegerianus	Wherever found	\$100	\$0	\$100
		Milk-vetch, Mancos	Astragalus humillimus	Wherever found	\$100	\$0	\$100
		Milk-vetch, Peirson's	Astragalus magdalenae var. peirsonii	Wherever found	\$100	\$0	\$100
		Milk-vetch, Sentry	Astragalus cremnophylax var. cremnophylax	Wherever found	\$200	\$0	\$200
		Milk-vetch, Shivwits	Astragalus ampullarioides	Wherever found	\$200	\$0	\$200
		Milk-vetch, triple-ribbed	Astragalus tricarinatus	Wherever found	\$100	\$0	\$100

Locality	Group Name	Common Name	Scientific Name	Population	General Expenditures	Land Expenditures	Grand Total
		Milk-vetch, Ventura Marsh	<i>Astragalus pycnostachyus</i> var. <i>lanosissimus</i>	Wherever found	\$100	\$0	\$100
		Milkpea, Small's	<i>Galactia smallii</i>	Wherever found	\$100	\$0	\$100
		milkvetch, Deseret	<i>Astragalus desereticus</i>	Wherever found	\$200	\$0	\$200
		milkvetch, Osterhout	<i>Astragalus osterhoutii</i>	Wherever found	\$100	\$0	\$100
		Milkweed, Mead's	<i>Asclepias meadii</i>	Wherever found	\$20,100	\$0	\$20,100
		Milkweed, Welsh's	<i>Asclepias welshii</i>	Wherever found	\$200	\$0	\$200
		Mint, scrub	<i>Dicerandra frutescens</i>	Wherever found	\$10,000	\$0	\$10,000
		Mustard, Carter's	<i>Warea carteri</i>	Wherever found	\$100	\$0	\$100
		Mustard, Penland alpine fen	<i>Eutrema penlandii</i>	Wherever found	\$100	\$0	\$100
		Mustard, slender-petaled	<i>Thelypodium stenopetalum</i>	Wherever found	\$100	\$0	\$100
		No common name	<i>Aristida chaseae</i>	Wherever found	\$100	\$0	\$100
		No common name	<i>Catesbaea melanocarpa</i>	Wherever found	\$100	\$0	\$100
		No common name	<i>Lyonia truncata</i> var. <i>proctorii</i>	Wherever found	\$100	\$0	\$100
		No common name	<i>Vernonia proctorii</i>	Wherever found	\$100	\$0	\$100
		Orchid, eastern prairie fringed	<i>Platanthera leucophaea</i>	Wherever found	\$1,100	\$0	\$1,100
		Orchid, western prairie fringed	<i>Platanthera praeclara</i>	Wherever found	\$200	\$0	\$200
		Orcutt grass, California	<i>Orcuttia californica</i>	Wherever found	\$100	\$0	\$100
		Orcutt grass, hairy	<i>Orcuttia pilosa</i>	Wherever found	\$100	\$0	\$100
		Orcutt grass, Sacramento	<i>Orcuttia viscida</i>	Wherever found	\$100	\$0	\$100
		Orcutt grass, San Joaquin	<i>Orcuttia inaequalis</i>	Wherever found	\$100	\$0	\$100
		Orcutt grass, slender	<i>Orcuttia tenuis</i>	Wherever found	\$100	\$0	\$100
		oxytheca, Cushenbury	<i>Oxytheca parishii</i> var. <i>goodmaniana</i>	Wherever found	\$300	\$0	\$300

Locality	Group Name	Common Name	Scientific Name	Population	General Expenditures	Land Expenditures	Grand Total
		paintbrush, golden	Castilleja levisecta	Wherever found	\$400	\$0	\$400
		Palo de rosa	Ottoschulzia rhodoxylon	Wherever found	\$200	\$0	\$200
		Pelos del diablo	Aristida portoricensis	Wherever found	\$100	\$0	\$100
		Penny-cress, Kneeland Prairie	Thlaspi californicum	Wherever found	\$100	\$0	\$100
		Penstemon, blowout	Penstemon haydenii	Wherever found	\$600	\$0	\$600
		Peppergrass, Slickspot	Lepidium papilliferum		\$300	\$0	\$300
		Phacelia, clay	Phacelia argillacea	Wherever found	\$100	\$0	\$100
		Pigeon wings	Clitoria fragrans	Wherever found	\$100	\$0	\$100
		Pinkroot, gentian	Spigelia gentianoides	Wherever found	\$11,500	\$0	\$11,500
		Pitcher-plant, green	Sarracenia oreophila	Wherever found	\$100	\$0	\$100
		Plum, scrub	Prunus geniculata	Wherever found	\$11,500	\$0	\$11,500
		Pogonia, small whorled	Isotria medeoloides	Wherever found	\$200	\$0	\$200
		Polygonum, Scotts Valley	Polygonum hickmanii	Wherever found	\$300	\$0	\$300
		Pondberry	Lindera melissifolia	Wherever found	\$100	\$0	\$100
		Potato-bean, Price's	Apios priceana	Wherever found	\$200	\$0	\$200
		Prairie-clover, leafy	Dalea foliosa	Wherever found	\$100	\$0	\$100
		Primrose, Maguire	Primula maguirei	Wherever found	\$100	\$0	\$100
		Ragwort, San Francisco Peaks	Packera franciscana	Wherever found	\$100	\$0	\$100
		Rattleweed, hairy	Baptisia arachnifera	Wherever found	\$100	\$0	\$100
		Reed-mustard, Barneby	Schoenocrambe barnebyi	Wherever found	\$200	\$0	\$200
		Reed-mustard, clay	Schoenocrambe argillacea	Wherever found	\$200	\$0	\$200
		Reed-mustard, shrubby	Schoenocrambe suffrutescens	Wherever found	\$200	\$0	\$200

Locality	Group Name	Common Name	Scientific Name	Population	General Expenditures	Land Expenditures	Grand Total
		Rhododendron, Chapman	Rhododendron chapmanii	Wherever found	\$11,500	\$0	\$11,500
		Ridge-cress, Barneby	Lepidium barnebyanum	Wherever found	\$200	\$0	\$200
		rock cress, Shale barren	Arabis serotina	Wherever found	\$100	\$0	\$100
		Rock-cress, Braun's	Arabis perstellata	Wherever found	\$100	\$0	\$100
		Rock-cress, Hoffmann's	Arabis hoffmannii	Wherever found	\$100	\$0	\$100
		Rock-cress, McDonald's	Arabis macdonaldiana	Wherever found	\$100	\$0	\$100
		Rockcress, Georgia	Arabis georgiana	Wherever found	\$100	\$0	\$100
		Rockcress, Santa Cruz Island	Sibara filifolia	Wherever found	\$100	\$0	\$100
		Rosemary, Apalachicola	Conradina glabra	Wherever found	\$11,500	\$0	\$11,500
		Rush-pea, slender	Hoffmannseggia tenella	Wherever found	\$100	\$0	\$100
		Sandlace	Polygonella myriophylla	Wherever found	\$14,700	\$0	\$14,700
		Sedge, Navajo	Carex specuicola	Wherever found	\$200	\$0	\$200
		Snakeroot	Eryngium cuneifolium	Wherever found	\$11,500	\$0	\$11,500
		Snowbells, Texas	Styrax texanus	Wherever found	\$300	\$0	\$300
		Spineflower, Ben Lomond	Chorizanthe pungens var. hartwegiana	Wherever found	\$300	\$0	\$300
		Spineflower, Howell's	Chorizanthe howellii	Wherever found	\$300	\$0	\$300
		Spineflower, Monterey	Chorizanthe pungens var. pungens	Wherever found	\$300	\$0	\$300
		Spineflower, Orcutt's	Chorizanthe orcuttiana	Wherever found	\$300	\$0	\$300
		spineflower, Robust	Chorizanthe robusta var. robusta	Wherever found	\$300	\$0	\$300
		spineflower, Scotts Valley	Chorizanthe robusta var. hartwegii	Wherever found	\$300	\$0	\$300
		Spineflower, slender-horned	Dodecahema leptoceras	Wherever found	\$300	\$0	\$300
		Spineflower, Sonoma	Chorizanthe valida	Wherever found	\$300	\$0	\$300

Locality	Group Name	Common Name	Scientific Name	Population	General Expenditures	Land Expenditures	Grand Total
		Spiraea, Virginia	<i>Spiraea virginiana</i>	Wherever found	\$300	\$0	\$300
		Thelypody, Howell's spectacular	<i>Thelypodium howellii spectabilis</i>	Wherever found	\$100	\$0	\$100
		Thistle, Pitcher's	<i>Cirsium pitcheri</i>	Wherever found	\$10,000	\$0	\$10,000
		Townsendia, Last Chance	<i>Townsendia aprica</i>	Wherever found	\$100	\$0	\$100
		Tuctoria, Greene's	<i>Tuctoria greenei</i>	Wherever found	\$100	\$0	\$100
		Twinpod, Dudley Bluffs	<i>Physaria obcordata</i>	Wherever found	\$100	\$0	\$100
		Wallflower, Ben Lomond	<i>Erysimum teretifolium</i>	Wherever found	\$100	\$0	\$100
		Wallflower, Contra Costa	<i>Erysimum capitatum</i> var. <i>angustatum</i>	Wherever found	\$100	\$0	\$100
		Wallflower, Menzies'	<i>Erysimum menziesii</i>	Wherever found	\$100	\$0	\$100
		Warea, wide-leaf	<i>Warea amplexifolia</i>	Wherever found	\$100	\$0	\$100
		Water-umbel, Huachuca	<i>Lilaeopsis schaffneriana</i> var. <i>recurva</i>	Wherever found	\$100	\$0	\$100
		Watercress, Gambel's	<i>Rorippa gambellii</i>	Wherever found	\$100	\$0	\$100
		wild buckwheat, clay-loving	<i>Eriogonum pelinophilum</i>	Wherever found	\$300	\$0	\$300
		Wild-buckwheat, gypsum	<i>Eriogonum gypsophilum</i>	Wherever found	\$300	\$0	\$300
		Wild-buckwheat, southern mountain	<i>Eriogonum kennedyi</i> var. <i>austromontanum</i>	Wherever found	\$300	\$0	\$300
		Wireweed	<i>Polygonella basiramia</i>	Wherever found	\$11,800	\$0	\$11,800
	Flowering Plants subtotal				\$209,700	\$0	\$209,700
	Conifers and Cycads	Torreya, Florida	<i>Torreya taxifolia</i>	Wherever found	\$11,500	\$0	\$11,500
	Conifers and Cycads subtotal				\$11,500	\$0	\$11,500
	Ferns and Allies	Fern, American hart's-tongue	<i>Asplenium scolopendrium</i> var. <i>americanum</i>	Wherever found	\$400	\$0	\$400

Locality	Group Name	Common Name	Scientific Name	Population	General Expenditures	Land Expenditures	Grand Total
		Quillwort, Louisiana	Isoetes louisianensis	Wherever found	\$100	\$0	\$100
	Ferns and Allies subtotal				\$500	\$0	\$500
	Lichens	Cladonia, Florida perforate	Cladonia perforata	Wherever found	\$11,700	\$0	\$11,700
	Lichens subtotal				\$11,700	\$0	\$11,700
Domestic subtotal					\$7,300,900	\$0	\$7,300,900
Foreign	Mammals	Addax	Addax nasomaculatus	Wherever found	\$200	\$0	\$200
		Babirusa	Babyrousa babyrussa	Wherever found	\$300	\$0	\$300
		Baboon, gelada	Theropithecus gelada	Wherever found	\$200	\$0	\$200
		Bontebok	Damaliscus pygarrus (=dorcās) dorcās	Wherever found	\$200	\$0	\$200
		Cat, leopard	Prionailurus (=Felis) bengalensis bengalensis	Wherever found	\$1,400	\$0	\$1,400
		Deer, Eld's brow-antlered	Cervus eldi	Wherever found	\$200	\$0	\$200
		Elephant, Asian	Elephas maximus	Wherever found	\$300	\$0	\$300
		Gazelle, dama	Gazella dama	Wherever found	\$4,100	\$0	\$4,100
		Gazelle, slender-horned	Gazella leptoceros	Wherever found	\$200	\$0	\$200
		Gibbons	Hylobates spp. (including Nomascus)	Wherever found	\$900	\$0	\$900
		Horse, Przewalski's	Equus przewalskii	Wherever found	\$300	\$0	\$300
		Koala	Phascolarctos cinereus	Australia	\$200	\$0	\$200
		Lechwe, red	Kobus leche	Wherever found	\$300	\$0	\$300
		Lemurs	Lemuridae (incl. genera Lemur, Phaner, Hapalemur, Lepilemur, Microcebus, Allocebus, Cheirogaleus, Varecia)	Wherever found	\$3,200	\$0	\$3,200

Locality	Group Name	Common Name	Scientific Name	Population	General Expenditures	Land Expenditures	Grand Total
		Leopard, clouded	Neofelis nebulosa	Wherever found	\$200	\$0	\$200
		Leopard, snow	Uncia (=Panthera) uncia	Wherever found	\$1,200	\$0	\$1,200
		Lion	Panthera leo ssp. leo	Wherever found	\$300	\$0	\$300
		Mandrill	Mandrillus (=Papio) sphinx	Wherever found	\$300	\$0	\$300
		Margay	Leopardus (=Felis) wiedii	Wherever found	\$200	\$0	\$200
		Monkey, Diana	Cercopithecus diana	Wherever found	\$200	\$0	\$200
		Orangutan	Pongo pygmaeus	Wherever found	\$300	\$0	\$300
		Oryx, Arabian	Oryx leucoryx	Wherever found	\$200	\$0	\$200
		Oryx, scimitar-horned	Oryx dammah	Wherever found	\$200	\$0	\$200
		Panda, giant	Ailuropoda melanoleuca	Wherever found	\$200	\$0	\$200
		Rhinoceros, great Indian	Rhinoceros unicornis	Nepal, India	\$200	\$0	\$200
		Rhinoceros, Southern white	Ceratotherium simum ssp. simum	Wherever found	\$1,000	\$0	\$1,000
		Tamarin, cotton-top	Saguinus oedipus	Wherever found	\$600	\$0	\$600
		Tiger	Panthera tigris	Wherever found	\$500	\$0	\$500
		Zebra, Grevy's	Equus grevyi	Wherever found	\$300	\$0	\$300
	Mammals subtotal				\$17,900	\$0	\$17,900
	Reptiles	Iguana, Cuban ground	Cyclura nubila nubila	(Cyclura nubila nubila)	\$28,800	\$0	\$28,800
	Reptiles subtotal				\$28,800	\$0	\$28,800
Foreign subtotal					\$46,700	\$0	\$46,700
Domestic	Multi-Species				\$324,700	\$0	\$324,700
	Multi-Species subtotal				\$324,700	\$0	\$324,700



Locality	Group Name	Common Name	Scientific Name	Population	General Expenditures	Land Expenditures	Grand Total
Domestic subtotal					\$324,700	\$0	\$324,700
Total					\$7,672,300	\$0	\$7,672,300

**USDA Forest Service --  
\*FY2016\***

Locality	Group Name	Common Name	Scientific Name	Population	General Expenditures	Land Expenditures	Grand Total
Domestic	Mammals	Bat, gray	Myotis grisescens	Wherever found	\$212,936	\$0	\$212,936
		Bat, Hawaiian hoary	Lasiurus cinereus semotus	Wherever found	\$1	\$0	\$1
		Bat, Indiana	Myotis sodalis	Wherever found	\$447,587	\$0	\$447,587
		Bat, Northern long-eared	Myotis septentrionalis	Wherever found	\$474,485	\$0	\$474,485
		Bat, Ozark big-eared	Corynorhinus (=Plecotus) townsendii ingens	Wherever found	\$30	\$0	\$30
		Bat, Virginia big-eared	Corynorhinus (=Plecotus) townsendii virginianus	Wherever found	\$30	\$0	\$30
		Bear, American black	Ursus americanus	County range of LA b.bear	\$148	\$0	\$148
		Bear, grizzly	Ursus arctos horribilis	Bitterroot Ecosystem Recovery Zone Population	\$95,230	\$0	\$95,230
		Bear, grizzly	Ursus arctos horribilis	U.S.A., conterminous (lower 48) States, except where listed as an experimental population or delisted	\$155,249	\$0	\$155,249
		Bear, Louisiana black	Ursus americanus luteolus	Wherever found	\$82,747	\$0	\$82,747
		Jaguar	Panthera onca	Wherever found	\$52,500	\$0	\$52,500
		Kangaroo rat, San Bernardino Merriam's	Dipodomys merriami parvus	Wherever found	\$871	\$0	\$871
		Lynx, Canada	Lynx canadensis	Contiguous U.S. DPS	\$635,355	\$0	\$635,355
		Mountain beaver, Point Arena	Aplodontia rufa nigra	Wherever found	\$30	\$0	\$30

Locality	Group Name	Common Name	Scientific Name	Population	General Expenditures	Land Expenditures	Grand Total
		Mouse, Preble's meadow jumping	Zapus hudsonius preblei	wherever found	\$7,317	\$0	\$7,317
		Ocelot	Leopardus (=Felis) pardalis	wherever found	\$35,000	\$0	\$35,000
		Squirrel, Northern Idaho Ground	Urocyon velox	Wherever found	\$80	\$0	\$80
		Wolf, gray	Canis lupus	MN	\$660,548	\$0	\$660,548
		Wolf, gray	Canis lupus	U.S.A.: All of AL, AR, CA, CO, CT, DE, FL, GA, IA, IN, IL, KS, KY, LA, MA, MD, ME, MI, MO, MS, NC, ND, NE, NH, NJ, NV, NY, OH, OK, PA, RI, SC, SD, TN, TX, VA, VT, WI, and WV; and portions of AZ, NM, OR, UT, and WA. Mexico.	\$4,574	\$0	\$4,574
	Mammals subtotal				\$2,864,718	\$0	\$2,864,718
	Birds	akepa, Hawaii	Loxops coccineus	Wherever found	\$10	\$0	\$10
		akiapolaau	Hemignathus wilsoni	Wherever found	\$10	\$0	\$10
		Akikiki	Oreomystis bairdi	Wherever found	\$5	\$0	\$5
		Condor, California	Gymnogyps californianus	U.S.A. only, except where listed as an experimental population	\$5,375	\$0	\$5,375
		Creeper, Hawaii	Oreomystis mana	Wherever found	\$10	\$0	\$10
		Crow, Hawaiian (=alala)	Corvus hawaiiensis	Wherever found	\$2	\$0	\$2
		Cuckoo, yellow-billed	Coccyzus americanus	Western U.S. DPS	\$725	\$0	\$725
		Flycatcher, southwestern willow	Empidonax traillii extimus	Wherever found	\$4,018	\$0	\$4,018

Locality	Group Name	Common Name	Scientific Name	Population	General Expenditures	Land Expenditures	Grand Total
		Gnatcatcher, coastal California	<i>Polioptila californica californica</i>	Wherever found	\$75,000	\$0	\$75,000
		Hawk, Hawaiian (=ʻIo)	<i>Buteo solitarius</i>	Wherever found	\$5	\$0	\$5
		Hawk, Puerto Rican broad-winged	<i>Buteo platypterus brunnescens</i>	Wherever found	\$11,003	\$0	\$11,003
		Hawk, Puerto Rican sharp-shinned	<i>Accipiter striatus venator</i>	Wherever found	\$11,003	\$0	\$11,003
		Murrelet, marbled	<i>Brachyramphus marmoratus</i>	U.S.A. (CA, OR, WA)	\$71,361	\$0	\$71,361
		Owl, Mexican spotted	<i>Strix occidentalis lucida</i>	Wherever found	\$3,055,020	\$0	\$3,055,020
		Owl, northern spotted	<i>Strix occidentalis caurina</i>	Wherever found	\$4,962,760	\$0	\$4,962,760
		Palila (honeycreeper)	<i>Loxioides bailleui</i>	Wherever found	\$5	\$0	\$5
		Parrot, Puerto Rican	<i>Amazona vittata</i>	Wherever found	\$117,365	\$0	\$117,365
		Plover, western snowy	<i>Charadrius alexandrinus nivosus</i>	Pacific Coast population DPS-U.S.A. (CA, OR, WA), Mexico (within 50 miles of Pacific coast)	\$270,991	\$0	\$270,991
		Prairie-chicken, lesser	<i>Tympanuchus pallidicinctus</i>	Wherever found	\$15,125	\$0	\$15,125
		sage-grouse, Gunnison	<i>Centrocercus minimus</i>	Wherever found	\$47,410	\$0	\$47,410
		scrub-jay, Florida	<i>Aphelocoma coerulescens</i>	Wherever found	\$809,949	\$0	\$809,949
		Stork, wood	<i>Mycteria americana</i>	AL, FL, GA, MS, NC, SC	\$7,578	\$0	\$7,578
		Vireo, least Bell's	<i>Vireo bellii pusillus</i>	Wherever found	\$10,748	\$0	\$10,748
		Warbler (=wood), golden-cheeked	<i>Dendroica chrysoparia</i>	Wherever found	\$60	\$0	\$60
		Warbler, Kirtland's	<i>Setophaga kirtlandii</i> (= <i>Dendroica kirtlandii</i> )	Wherever found	\$19,787	\$0	\$19,787
		Woodpecker, red-cockaded	<i>Picoides borealis</i>	Wherever found	\$11,755,381	\$0	\$11,755,381
	Birds subtotal				\$21,250,706	\$0	\$21,250,706

Locality	Group Name	Common Name	Scientific Name	Population	General Expenditures	Land Expenditures	Grand Total
	Reptiles	Rattlesnake, New Mexican ridge-nosed	Crotalus willardi obscurus	Wherever found	\$35,000	\$0	\$35,000
		Skink, sand	Neoseps reynoldsi	Wherever found	\$58,302	\$0	\$58,302
		Snake, eastern indigo	Drymarchon corais couperi	Wherever found	\$167,407	\$0	\$167,407
		Tortoise, gopher	Gopherus polyphemus	West of Mobile and Tombigbee Rivers	\$1,535,615	\$0	\$1,535,615
	Reptiles subtotal				\$1,796,324	\$0	\$1,796,324
	Amphibians	Frog, California red-legged	Rana draytonii	Wherever found	\$72,021	\$0	\$72,021
		Frog, dusky gopher	Rana sevosia	Wherever found	\$101,278	\$0	\$101,278
		Frog, mountain yellow-legged	Rana muscosa	Northern California DPS	\$3,000	\$0	\$3,000
		Frog, Oregon spotted	Rana pretiosa	Wherever found	\$2,466	\$0	\$2,466
		Frog, Sierra Nevada Yellow-legged	Rana sierrae	Wherever found	\$116,555	\$0	\$116,555
		Salamander, Cheat Mountain	Plethodon nettingi	Wherever found	\$10	\$0	\$10
		Salamander, frosted flatwoods	Ambystoma cingulatum	Wherever found	\$42,800	\$0	\$42,800
		Toad, arroyo (=arroyo southwestern)	Anaxyrus californicus	Wherever found	\$448,066	\$0	\$448,066
		toad, Yosemite	Anaxyrus canorus	Wherever found	\$5,395	\$0	\$5,395
	Amphibians subtotal				\$791,591	\$0	\$791,591
	Fishes	Chub, humpback	Gila cypha	Wherever found	\$2	\$0	\$2
		Minnow, loach	Tiaroga cobitis	Wherever found	\$70	\$0	\$70
		Minnow, Rio Grande Silvery	Hybognathus amarus	Wherever found, except where listed as an experimental population	\$2	\$0	\$2

Locality	Group Name	Common Name	Scientific Name	Population	General Expenditures	Land Expenditures	Grand Total
		Pikeminnow (=squawfish), Colorado	Ptychocheilus lucius	Wherever found, except where listed as an experimental population	\$2	\$0	\$2
		Salmon, Chinook	Oncorhynchus (=Salmo) tshawytscha	California Coastal ESU	\$375,030	\$0	\$375,030
		Salmon, Chinook	Oncorhynchus (=Salmo) tshawytscha	Central Valley spring-run ESU	\$7,250	\$0	\$7,250
		Salmon, Chinook	Oncorhynchus (=Salmo) tshawytscha	Lower Columbia River ESU	\$325,997	\$0	\$325,997
		Salmon, Chinook	Oncorhynchus (=Salmo) tshawytscha	Puget Sound ESU	\$169,000	\$0	\$169,000
		Salmon, Chinook	Oncorhynchus (=Salmo) tshawytscha	Sacramento River winter- run ESU	\$46,670	\$0	\$46,670
		Salmon, Chinook	Oncorhynchus (=Salmo) tshawytscha	Snake River spring/summer -run ESU	\$269,403	\$0	\$269,403
		Salmon, Chinook	Oncorhynchus (=Salmo) tshawytscha	Upper Columbia spring-run ESU	\$4,860	\$0	\$4,860
		Salmon, chum	Oncorhynchus keta	Columbia River ESU	\$10	\$0	\$10
		Salmon, coho	Oncorhynchus (=Salmo) kisutch	Lower Columbia River ESU	\$19,118	\$0	\$19,118
		Salmon, coho	Oncorhynchus (=Salmo) kisutch	Oregon Coast ESU	\$735,921	\$0	\$735,921
		Salmon, coho	Oncorhynchus (=Salmo) kisutch	Southern Oregon - Northern California Coast ESU	\$2,075,442	\$0	\$2,075,442
		Salmon, sockeye	Oncorhynchus (=Salmo) nerka	Snake River ESU	\$55	\$0	\$55
		Shiner, Pecos bluntnose	Notropis simus pecosensis	Wherever found	\$2	\$0	\$2
		Shiner, Topeka	Notropis topeka (=tristis)	Wherever found, except where listed as an experimental population	\$10	\$0	\$10
		Spikedace	Meda fulgida	Wherever found	\$20	\$0	\$20

Locality	Group Name	Common Name	Scientific Name	Population	General Expenditures	Land Expenditures	Grand Total
		Spinedace, Little Colorado	Lepidomeda vittata	Wherever found	\$13,002	\$0	\$13,002
		Steelhead	Oncorhynchus (=Salmo) mykiss	California Central Valley DPS	\$45,540	\$0	\$45,540
		Steelhead	Oncorhynchus (=Salmo) mykiss	Lower Columbia River DPS	\$750,542	\$0	\$750,542
		Steelhead	Oncorhynchus (=Salmo) mykiss	Middle Columbia River DPS	\$281,656	\$0	\$281,656
		Steelhead	Oncorhynchus (=Salmo) mykiss	Northern California DPS	\$413,194	\$0	\$413,194
		Steelhead	Oncorhynchus (=Salmo) mykiss	Puget Sound DPS	\$180,081	\$0	\$180,081
		Steelhead	Oncorhynchus (=Salmo) mykiss	Snake River Basin DPS	\$590,573	\$0	\$590,573
		Steelhead	Oncorhynchus (=Salmo) mykiss	Southern California DPS	\$2,000	\$0	\$2,000
		Steelhead	Oncorhynchus (=Salmo) mykiss	Upper Columbia River DPS	\$84,865	\$0	\$84,865
		Stickleback, unarmored threespine	Gasterosteus aculeatus williamsoni	Wherever found	\$1,629	\$0	\$1,629
		Sturgeon (Gulf subspecies), Atlantic	Acipenser oxyrinchus (=oxyrinchus) desotoi	Wherever found	\$1,000	\$0	\$1,000
		sturgeon, green	Acipenser medirostris	Southern DPS	\$750	\$0	\$750
		Sucker, razorback	Xyrauchen texanus	Wherever found	\$2	\$0	\$2
		Sucker, Santa Ana	Catostomus santaanae	3 CA river basins	\$573,977	\$0	\$573,977
		Sucker, Zuni bluehead	Catostomus discobolus yarrowi	Wherever found	\$2	\$0	\$2
		Trout, Apache	Oncorhynchus apache	Wherever found	\$13	\$0	\$13
		Trout, bull	Salvelinus confluentus	U.S.A., conterminous, lower 48 states	\$592,681	\$0	\$592,681
		Trout, Gila	Oncorhynchus gilae	Wherever found	\$304,011	\$0	\$304,011
		trout, Greenback Cutthroat	Oncorhynchus clarki stomias	Wherever found	\$36,156	\$0	\$36,156

Locality	Group Name	Common Name	Scientific Name	Population	General Expenditures	Land Expenditures	Grand Total
		Trout, Lahontan cutthroat	<i>Oncorhynchus clarkii henshawi</i>	Wherever found	\$5,001	\$0	\$5,001
		Trout, Little Kern golden	<i>Oncorhynchus aguabonita whitei</i>	Wherever found	\$70	\$0	\$70
		Trout, Paiute cutthroat	<i>Oncorhynchus clarkii seleniris</i>	Wherever found	\$1	\$0	\$1
	Fishes subtotal				\$7,905,610	\$0	\$7,905,610
	Clams	Heelsplitter, Carolina	<i>Lasmigona decorata</i>	Wherever found	\$36,000	\$0	\$36,000
		Pocketbook, finelined	<i>Lampsilis altilis</i>	Wherever found	\$1,500	\$0	\$1,500
		Pocketbook, shinyrayed	<i>Lampsilis subangulata</i>	Wherever found	\$1,500	\$0	\$1,500
	Clams subtotal				\$39,000	\$0	\$39,000
	Insects	Butterfly, Karner blue	<i>Lycaeides melissa samuelis</i>	Wherever found	\$236,283	\$0	\$236,283
		Butterfly, Quino checkerspot	<i>Euphydryas editha quino</i> (=E. e. wrighti)	Wherever found	\$20,840	\$0	\$20,840
		Butterfly, Smith's blue	<i>Euphilotes enoptes smithi</i>	Wherever found	\$2,500	\$0	\$2,500
		Butterfly, Uncompahgre fritillary	<i>Boloria acrocneuma</i>	Wherever found	\$17,606	\$0	\$17,606
		Moth, Blackburn's sphinx	<i>Manduca blackburni</i>	Wherever found	\$3	\$0	\$3
		Skipper, Dakota	<i>Hesperia dacotae</i>	Wherever found	\$27,437	\$0	\$27,437
		Skipper, Laguna Mountains	<i>Pyrgus ruralis lagunae</i>	Wherever found	\$5,000	\$0	\$5,000
		Skipper, Pawnee montane	<i>Hesperia leonardus montana</i>	Wherever found	\$6,030	\$0	\$6,030
	Insects subtotal				\$315,699	\$0	\$315,699
	Flowering Plants	Aster, Ruth's golden	<i>Pityopsis ruthii</i>	Wherever found	\$1,200	\$0	\$1,200
		Beauty, Harper's	<i>Harperocallis flava</i>	Wherever found	\$25,495	\$0	\$25,495
		Birds-in-a-nest, white	<i>Macbridea alba</i>	Wherever found	\$24,904	\$0	\$24,904
		Bladderpod, San Bernardino Mountains	<i>Lesquerella kingii</i> ssp. <i>bernardina</i>	Wherever found	\$483	\$0	\$483



Locality	Group Name	Common Name	Scientific Name	Population	General Expenditures	Land Expenditures	Grand Total
		Blazingstar, Heller's	<i>Liatris helleri</i>	Wherever found	\$1,100	\$0	\$1,100
		Bluegrass, San Bernardino	<i>Poa atropurpurea</i>	Wherever found	\$483	\$0	\$483
		Bluet, Roan Mountain	<i>Hedyotis purpurea</i> var. <i>montana</i>	Wherever found	\$930	\$0	\$930
		Bonamia, Florida	<i>Bonamia grandiflora</i>	Wherever found	\$62,808	\$0	\$62,808
		Buckwheat, cushenbury	<i>Eriogonum ovalifolium</i> var. <i>vineum</i>	Wherever found	\$483	\$0	\$483
		Buckwheat, scrub	<i>Eriogonum longifolium</i> var. <i>gnaphalifolium</i>	Wherever found	\$85,071	\$0	\$85,071
		Butterweed, Layne's	<i>Senecio layneae</i>	Wherever found	\$10,000	\$0	\$10,000
		Butterwort, Godfrey's	<i>Pinguicula ionantha</i>	Wherever found	\$14,139	\$0	\$14,139
		Cactus, Arizona hedgehog	<i>Echinocereus triglochidiatus</i> var. <i>arizonicus</i>	Wherever found	\$3,760	\$0	\$3,760
		Cactus, Colorado hookless	<i>Sclerocactus glaucus</i>	Wherever found	\$500	\$0	\$500
		Cactus, Fickeisen plains	<i>Pediocactus peeblesianus fickeiseniae</i>	Wherever found	\$922	\$0	\$922
		Catchfly, Spalding's	<i>Silene spaldingii</i>	Wherever found	\$11,585	\$0	\$11,585
		Chaffseed, American	<i>Schwalbea americana</i>	Wherever found	\$21,200	\$0	\$21,200
		Checker-mallow, pedate	<i>Sidalcea pedata</i>	Wherever found	\$483	\$0	\$483
		Checkermallow, Wenatchee Mountains	<i>Sidalcea oregana</i> var. <i>calva</i>	Local Endemic	\$3,000	\$0	\$3,000
		Clover, running buffalo	<i>Trifolium stoloniferum</i>	Wherever found	\$3,000	\$0	\$3,000
		Coneflower, smooth	<i>Echinacea laevigata</i>	Wherever found	\$14,010	\$0	\$14,010
		Daisy, Parish's	<i>Erigeron parishii</i>	Wherever found	\$483	\$0	\$483
		Dropwort, Canby's	<i>Oxypolis canbyi</i>	Wherever found	\$5,000	\$0	\$5,000
		Flannelbush, Mexican	<i>Fremontodendron mexicanum</i>	Wherever found	\$12,250	\$0	\$12,250
		Fleabane, Zuni	<i>Erigeron rhizomatus</i>	Wherever found	\$9,804	\$0	\$9,804

Locality	Group Name	Common Name	Scientific Name	Population	General Expenditures	Land Expenditures	Grand Total
		Four-o'clock, MacFarlane's	Mirabilis macfarlanei	Wherever found	\$4,000	\$0	\$4,000
		Fritillary, Gentner's	Fritillaria gentneri	Wherever found	\$4,000	\$0	\$4,000
		Gladecress, Fleshy-fruit	Leavenworthia crassa	Wherever found	\$2,000	\$0	\$2,000
		Goldenrod, white-haired	Solidago albopilosa	Wherever found	\$4,000	\$0	\$4,000
		Gooseberry, Miccousukee	Ribes echinellum	Wherever found	\$15,000	\$0	\$15,000
		Hala pepe	Pleomele hawaiiensis	Wherever found	\$8	\$0	\$8
		Heather, mountain golden	Hudsonia montana	Wherever found	\$1,600	\$0	\$1,600
		Honohono	Haplostachys haplostachya	Wherever found	\$5	\$0	\$5
		Howellia, water	Howellia aquatilis	Wherever found	\$34,650	\$0	\$34,650
		Ipomopsis, Holy Ghost	Ipomopsis sancti- spiritus	Wherever found	\$10,800	\$0	\$10,800
		Kauila	Colubrina oppositifolia	Wherever found	\$8	\$0	\$8
		Ladies'-tresses, Ute	Spiranthes diluvialis	Wherever found	\$4,000	\$0	\$4,000
		Locoweed, Fassett's	Oxytropis campestris var. chartacea	Wherever found	\$2,500	\$0	\$2,500
		Loosestrife, rough-leaved	Lysimachia asperulaefolia	Wherever found	\$17,000	\$0	\$17,000
		Lupine, Kincaid's	Lupinus sulphureus ssp. kincaidii	Wherever found	\$6,000	\$0	\$6,000
		Milk-vetch, Cushenbury	Astragalus albens	Wherever found	\$483	\$0	\$483
		Milk-vetch, heliotrope	Astragalus montii	Wherever found	\$1,000	\$0	\$1,000
		Milk-vetch, Sentry	Astragalus cremnophylax var. cremnophylax	Wherever found	\$572	\$0	\$572
		Milkweed, Mead's	Asclepias meadii	Wherever found	\$11,283	\$0	\$11,283
		Mustard, slender-petaled	Thelypodium stenopetalum	Wherever found	\$483	\$0	\$483
		No common name	Neraudia ovata	Wherever found	\$5	\$0	\$5
		No common name	Silene hawaiiensis	Wherever found	\$5	\$0	\$5

Locality	Group Name	Common Name	Scientific Name	Population	General Expenditures	Land Expenditures	Grand Total
		No common name	<i>Silene lanceolata</i>	Wherever found	\$5	\$0	\$5
		No common name	<i>Spermolepis hawaiiensis</i>	Wherever found	\$5	\$0	\$5
		No common name	<i>Stenogyne angustifolia angustifolia</i>	Wherever found	\$5	\$0	\$5
		Orchid, western prairie fringed	<i>Platanthera praeclara</i>	Wherever found	\$18,734	\$0	\$18,734
		oxytheca, Cushenbury	<i>Oxytheca parishii</i> var. <i>goodmaniana</i>	Wherever found	\$483	\$0	\$483
		Paintbrush, ash-grey	<i>Castilleja cinerea</i>	Wherever found	\$2,087	\$0	\$2,087
		Palo de jazmin	<i>Styrax portoricensis</i>	Wherever found	\$1,500	\$0	\$1,500
		Penstemon, blowout	<i>Penstemon haydenii</i>	Wherever found	\$4,007	\$0	\$4,007
		Peppergrass, Slickspot	<i>Lepidium papilliferum</i>		\$27	\$0	\$27
		Phacelia, clay	<i>Phacelia argillacea</i>	Wherever found	\$507	\$0	\$507
		Phacelia, DeBeque	<i>Phacelia submutica</i>	Wherever found	\$500	\$0	\$500
		Pigeon wings	<i>Clitoria fragrans</i>	Wherever found	\$62,808	\$0	\$62,808
		Pink, swamp	<i>Helonias bullata</i>	Wherever found	\$5,500	\$0	\$5,500
		Pogonia, small whorled	<i>Isotria medeoloides</i>	Wherever found	\$550	\$0	\$550
		Polygala, Lewton's	<i>Polygala lewtonii</i>	Wherever found	\$76,942	\$0	\$76,942
		Pondberry	<i>Lindera melissifolia</i>	Wherever found	\$57,658	\$0	\$57,658
		Poppy, Sacramento prickly	<i>Argemone pleiacantha</i> ssp. <i>pinnatisecta</i>	Wherever found	\$9,660	\$0	\$9,660
		Potato-bean, Price's	<i>Apios priceana</i>	Wherever found	\$12,165	\$0	\$12,165
		Po`e	<i>Portulaca sclerocarpa</i>	Wherever found	\$5	\$0	\$5
		Prairie-clover, leafy	<i>Dalea foliosa</i>	Wherever found	\$2,000	\$0	\$2,000
		Ragwort, San Francisco Peaks	<i>Packera franciscana</i>	Wherever found	\$15	\$0	\$15
		Rose-mallow, Neches River	<i>Hibiscus dasycalyx</i>	Wherever found	\$1,500	\$0	\$1,500

Locality	Group Name	Common Name	Scientific Name	Population	General Expenditures	Land Expenditures	Grand Total
		roseroot, Leedy's	Rhodiola integrifolia ssp. leedyi	Wherever found	\$500	\$0	\$500
		Sandwort, Bear Valley	Arenaria ursina	Wherever found	\$803	\$0	\$803
		Skullcap, Florida	Scutellaria floridana	Wherever found	\$10,125	\$0	\$10,125
		Spineflower, slender-horned	Dodecahema leptoceras	Wherever found	\$2,600	\$0	\$2,600
		Stickseed, showy	Hackelia venusta	Wherever found	\$3,000	\$0	\$3,000
		Sunflower, Schweinitz's	Helianthus schweinitzii	Wherever found	\$15,830	\$0	\$15,830
		Taraxacum, California	Taraxacum californicum	Wherever found	\$1,767	\$0	\$1,767
		Thistle, Pitcher's	Cirsium pitcheri	Wherever found	\$26,500	\$0	\$26,500
		Thistle, Sacramento Mountains	Cirsium vinaceum	Wherever found	\$6,250	\$0	\$6,250
		Uhi uhi	Mezoneuron kavalense	Wherever found	\$20	\$0	\$20
		Wild-buckwheat, southern mountain	Eriogonum kennedyi var. austromontanum	Wherever found	\$803	\$0	\$803
		`Aiea	Nothoctrum breviflorum	Wherever found	\$8	\$0	\$8
		`Oha wai	Clermontia lindseyana	Wherever found	\$4	\$0	\$4
		`Oha wai	Clermontia pyralaria	Wherever found	\$4	\$0	\$4
	Flowering Plants subtotal				\$757,372	\$0	\$757,372
	Conifers and Cycads	Torreya, Florida	Torreya taxifolia	Wherever found	\$15	\$0	\$15
	Conifers and Cycads subtotal				\$15	\$0	\$15
	Ferns and Allies	Fern, Alabama streak-sorus	Thelypteris pilosa var. alabamensis	Wherever found	\$1,600	\$0	\$1,600
		Quillwort, Louisiana	Isoetes louisianensis	Wherever found	\$31,264	\$0	\$31,264
	Ferns and Allies subtotal				\$32,864	\$0	\$32,864

Locality	Group Name	Common Name	Scientific Name	Population	General Expenditures	Land Expenditures	Grand Total
Domestic subtotal					\$35,753,899	\$0	\$35,753,899
Total					\$35,753,899	\$0	\$35,753,899

## USDA Natural Resources Conservation Service --

**\*FY2016\***

Locality	Group Name	Common Name	Scientific Name	Population	General Expenditures	Land Expenditures	Grand Total
Domestic	Mammals	bat, Florida bonneted	Eumops floridanus	Wherever found	\$15,000	\$0	\$15,000
		Bat, gray	Myotis grisescens	Wherever found	\$100	\$0	\$100
		Bat, Indiana	Myotis sodalis	Wherever found	\$13,100	\$0	\$13,100
		Bat, Northern long-eared	Myotis septentrionalis	Wherever found	\$1,593,250	\$9,998,000	\$11,591,250
		Bat, Virginia big-eared	Corynorhinus (=Plecotus) townsendii virginianus	Wherever found	\$100	\$0	\$100
		Bear, grizzly	Ursus arctos horribilis	U.S.A., conterminous (lower 48) States, except where listed as an experimental population or delisted	\$3,200	\$0	\$3,200
		Deer, Columbian white-tailed	Odocoileus virginianus leucurus	Columbia River DPS	\$23,000	\$0	\$23,000
		Ferret, black-footed	Mustela nigripes	U.S.A. (WY and specified portions of AZ, CO, MT, SD, and UT, see 17.84(g)(9))	\$903,500	\$0	\$903,500
		Fox, San Joaquin kit	Vulpes macrotis mutica	wherever found	\$12,600	\$0	\$12,600
		Kangaroo rat, giant	Dipodomys ingens	Wherever found	\$1,890	\$0	\$1,890
		Lynx, Canada	Lynx canadensis	Contiguous U.S. DPS	\$11,000	\$380,000	\$391,000
		Manatee, West Indian	Trichechus manatus	Wherever found	\$125,000	\$0	\$125,000
		Mouse, New Mexico meadow jumping	Zapus hudsonius luteus	Wherever found	\$4,000	\$0	\$4,000

Locality	Group Name	Common Name	Scientific Name	Population	General Expenditures	Land Expenditures	Grand Total
		Mouse, Preble's meadow jumping	<i>Zapus hudsonius preblei</i>	wherever found	\$151,000	\$0	\$151,000
		Mouse, salt marsh harvest	<i>Reithrodontomys raviventris</i>	wherever found	\$1,531,144	\$0	\$1,531,144
		Ocelot	<i>Leopardus (=Felis) pardalis</i>	wherever found	\$30,000	\$0	\$30,000
		Panther, Florida	<i>Puma (=Felis) concolor coryi</i>	Wherever found	\$600,000	\$1,650,000	\$2,250,000
		Pocket gopher, Yelm	<i>Thomomys mazama yelmensis</i>	Wherever found	\$70,000	\$0	\$70,000
		Rabbit, riparian brush	<i>Sylvilagus bachmani riparius</i>	Wherever found	\$3,906	\$0	\$3,906
		Sheep, Sierra Nevada bighorn	<i>Ovis canadensis sierrae</i>	Sierra Nevada	\$300	\$0	\$300
		Squirrel, Mount Graham red	<i>Tamiasciurus hudsonicus grahamensis</i>	Wherever found	\$100	\$0	\$100
		Wolf, Mexican	<i>Canis lupus baileyi</i>	Wherever found, except where listed as an experimental population	\$1,000	\$0	\$1,000
		Woodrat, riparian (=San Joaquin Valley)	<i>Neotoma fuscipes riparia</i>	Wherever found	\$3,906	\$0	\$3,906
	Mammals subtotal				\$5,097,096	\$12,028,000	\$17,125,096
	Birds	Bobwhite, masked (quail)	<i>Colinus virginianus ridgwayi</i>	Wherever found	\$300	\$0	\$300
		Caracara, Audubon's crested	<i>Polyborus plancus audubonii</i>	FL pop.	\$500,000	\$1,200,000	\$1,700,000
		Crane, whooping	<i>Grus americana</i>	Wherever found, except where listed as an experimental population	\$154,009	\$0	\$154,009
		Cuckoo, yellow-billed	<i>Coccyzus americanus</i>	Western U.S. DPS	\$2,700	\$0	\$2,700
		Curlew, Eskimo	<i>Numenius borealis</i>	Wherever found	\$200	\$0	\$200

Locality	Group Name	Common Name	Scientific Name	Population	General Expenditures	Land Expenditures	Grand Total
		falcon, northern aplomado	Falco femoralis septentrionalis	Wherever found, except where listed as an experimental population	\$1,000	\$0	\$1,000
		Flycatcher, southwestern willow	Empidonax traillii extimus	Wherever found	\$48,932	\$0	\$48,932
		Gnatcatcher, coastal California	Polioptila californica californica	Wherever found	\$6,300	\$0	\$6,300
		Horned lark, streaked	Eremophila alpestris strigata	Wherever found	\$5,000	\$0	\$5,000
		Kite, Everglade snail	Rostrhamus sociabilis plumbeus	Wherever found	\$80,000	\$450,000	\$530,000
		Knot, red	Calidris canutus rufa	Wherever found	\$7,600	\$0	\$7,600
		Murrelet, marbled	Brachyramphus marmoratus	U.S.A. (CA, OR, WA)	\$18,000	\$0	\$18,000
		Owl, Mexican spotted	Strix occidentalis lucida	Wherever found	\$300	\$0	\$300
		Owl, northern spotted	Strix occidentalis caurina	Wherever found	\$287,000	\$0	\$287,000
		Plover, piping	Charadrius melodus	[Atlantic Coast and Northern Great Plains populations] - Wherever found, except those areas where listed as endangered.	\$83,000	\$0	\$83,000
		Prairie-chicken, Attwater's greater	Tympanuchus cupido attwateri	Wherever found	\$5,600	\$0	\$5,600
		Rail, Yuma clapper	Rallus longirostris yumanensis	Wherever found	\$1,140	\$0	\$1,140
		sage-grouse, Gunnison	Centrocercus minimus	Wherever found	\$472,992	\$0	\$472,992
		scrub-jay, Florida	Aphelocoma coerulescens	Wherever found	\$55,000	\$0	\$55,000
		Sparrow, Florida grasshopper	Ammodramus savannarum floridanus	Wherever found	\$120,000	\$150,000	\$270,000
		Stork, wood	Mycteria americana	AL, FL, GA, MS, NC, SC	\$1,440,192	\$2,050,000	\$3,490,192
		Tern, least	Sterna antillarum	interior pop.	\$6,800	\$0	\$6,800
		Vireo, Black-capped	Vireo atricapilla	Wherever found	\$10,000	\$0	\$10,000



Locality	Group Name	Common Name	Scientific Name	Population	General Expenditures	Land Expenditures	Grand Total
		Vireo, least Bell's	Vireo bellii pusillus	Wherever found	\$12,606	\$0	\$12,606
		Woodpecker, red-cockaded	Picoides borealis	Wherever found	\$1,673,873	\$0	\$1,673,873
	Birds subtotal				\$4,992,544	\$3,850,000	\$8,842,544
	Reptiles	gartersnake, narrow-headed	Thamnophis rufipunctatus	Wherever found	\$1,000	\$0	\$1,000
		gartersnake, northern Mexican	Thamnophis eques megalops	Wherever found	\$500	\$0	\$500
		Lizard, blunt-nosed leopard	Gambelia silus	Wherever found	\$8,920	\$0	\$8,920
		Skink, bluetail mole	Eumeces egregius lividus	Wherever found	\$50,000	\$0	\$50,000
		Skink, sand	Neoseps reynoldsi	Wherever found	\$50,000	\$0	\$50,000
		Snake, eastern indigo	Drymarchon corais couperi	Wherever found	\$761,130	\$500,000	\$1,261,130
		Snake, giant garter	Thamnophis gigas	Wherever found	\$278,787	\$88,302	\$367,089
		Tortoise, desert	Gopherus agassizii	AZ south and east of Colorado R., and Mexico, when found outside of Mexico or said range in AZ	\$1,000	\$0	\$1,000
		Tortoise, desert	Gopherus agassizii	Wherever found, except AZ south and east of Colorado R., and Mexico	\$500	\$0	\$500
		Tortoise, gopher	Gopherus polyphemus	West of Mobile and Tombigbee Rivers	\$1,656,920	\$0	\$1,656,920
		turtle, bog	Clemmys muhlenbergii	Wherever found, except GA, NC, SC, TN, VA	\$481,500	\$2,396,808	\$2,878,308
		Whipsnake (=striped racer), Alameda	Masticophis lateralis euryxanthus	Wherever found	\$6,720	\$0	\$6,720
	Reptiles subtotal				\$3,296,977	\$2,985,110	\$6,282,087

Locality	Group Name	Common Name	Scientific Name	Population	General Expenditures	Land Expenditures	Grand Total
	Amphibians	Frog, California red-legged	Rana draytonii	Wherever found	\$60,289	\$0	\$60,289
		Frog, Chiricahua leopard	Rana chiricahuensis	Wherever found	\$1,000	\$0	\$1,000
		Frog, mountain yellow-legged	Rana muscosa	Northern California DPS	\$500	\$0	\$500
		Frog, mountain yellow-legged	Rana muscosa	Southern California DPS	\$1,050	\$0	\$1,050
		Frog, Oregon spotted	Rana pretiosa	Wherever found	\$6,000	\$0	\$6,000
		Salamander, California tiger	Ambystoma californiense	U.S.A. (CA - Sonoma County)	\$15,960	\$0	\$15,960
		Salamander, California tiger	Ambystoma californiense	U.S.A. (Central CA DPS)	\$128,980	\$0	\$128,980
		Salamander, frosted flatwoods	Ambystoma cingulatum	Wherever found	\$80,000	\$0	\$80,000
		salamander, Reticulated flatwoods	Ambystoma bishopi	Wherever found	\$80,000	\$0	\$80,000
		Toad, arroyo (=arroyo southwestern)	Anaxyrus californicus	Wherever found	\$3,360	\$0	\$3,360
		Toad, Houston	Bufo houstonensis	Wherever found	\$50,000	\$0	\$50,000
		Toad, Wyoming	Bufo hemiophrys baxteri	Wherever found	\$2,000	\$0	\$2,000
		toad, Yosemite	Anaxyrus canorus	Wherever found	\$500	\$0	\$500
	Amphibians subtotal				\$429,639	\$0	\$429,639
	Fishes	Chub, bonytail	Gila elegans	Wherever found	\$200	\$0	\$200
		Chub, humpback	Gila cypha	Wherever found	\$200	\$0	\$200
		Chub, spotfin	Erimonax monachus	Wherever found, except where listed as an experimental population	\$37,000	\$0	\$37,000
		Cui-ui	Chasmistes cujus	Wherever found	\$100	\$0	\$100

Locality	Group Name	Common Name	Scientific Name	Population	General Expenditures	Land Expenditures	Grand Total
		Darter, diamond	Crystallaria cincotta	Wherever found	\$100	\$0	\$100
		Darter, duskytail	Etheostoma percnurum	Tellico River, TN	\$100	\$0	\$100
		Darter, Okaloosa	Etheostoma okaloosae	Wherever found	\$25,000	\$0	\$25,000
		Darter, relict	Etheostoma chienense	Wherever found	\$100	\$0	\$100
		Pikeminnow (=squawfish), Colorado	Ptychocheilus lucius	Wherever found, except where listed as an experimental population	\$200	\$0	\$200
		Pupfish, desert	Cyprinodon macularius	Wherever found	\$840	\$0	\$840
		Salmon, Atlantic	Salmo salar	Gulf of Maine DPS	\$300,000	\$0	\$300,000
		Salmon, Chinook	Oncorhynchus (=Salmo) tshawytscha	California Coastal ESU	\$1,008	\$0	\$1,008
		Salmon, Chinook	Oncorhynchus (=Salmo) tshawytscha	Puget Sound ESU	\$309,000	\$0	\$309,000
		Salmon, Chinook	Oncorhynchus (=Salmo) tshawytscha	Sacramento River winter-run ESU	\$210	\$0	\$210
		Salmon, Chinook	Oncorhynchus (=Salmo) tshawytscha	Snake River fall-run ESU	\$135,584	\$0	\$135,584
		Salmon, Chinook	Oncorhynchus (=Salmo) tshawytscha	Snake River spring/summer-run ESU	\$152,584	\$0	\$152,584
		Salmon, coho	Oncorhynchus (=Salmo) kisutch	Central California Coast ESU	\$714	\$0	\$714
		Salmon, coho	Oncorhynchus (=Salmo) kisutch	Lower Columbia River ESU	\$10,000	\$0	\$10,000
		Salmon, coho	Oncorhynchus (=Salmo) kisutch	Southern Oregon - Northern California Coast ESU	\$6,300	\$0	\$6,300
		sawfish, Dwarf	Pristis clavata	Wherever found	\$100	\$0	\$100
		Sawfish, smalltooth	Pristis pectinata	US DPS - Smalltooth sawfish originating from U.S. waters.	\$25,000	\$0	\$25,000

Locality	Group Name	Common Name	Scientific Name	Population	General Expenditures	Land Expenditures	Grand Total
		Shiner, Topeka	Notropis topeka (=tristis)	Wherever found, except where listed as an experimental population	\$4,400	\$0	\$4,400
		Smelt, delta	Hypomesus transpacificus	Wherever found	\$2,100	\$0	\$2,100
		Spikedace	Meda fulgida	Wherever found	\$500	\$0	\$500
		Spinedace, Little Colorado	Lepidomeda vittata	Wherever found	\$500	\$0	\$500
		Springfish, Railroad Valley	Crenichthys nevadae	Wherever found	\$600	\$0	\$600
		Steelhead	Oncorhynchus (=Salmo) mykiss	California Central Valley DPS	\$672	\$0	\$672
		Steelhead	Oncorhynchus (=Salmo) mykiss	Central California Coast DPS	\$1,134	\$0	\$1,134
		Steelhead	Oncorhynchus (=Salmo) mykiss	Middle Columbia River DPS	\$400,000	\$0	\$400,000
		Steelhead	Oncorhynchus (=Salmo) mykiss	Northern California DPS	\$44,707	\$0	\$44,707
		Steelhead	Oncorhynchus (=Salmo) mykiss	Puget Sound DPS	\$76,000	\$0	\$76,000
		Steelhead	Oncorhynchus (=Salmo) mykiss	Snake River Basin DPS	\$306,899	\$0	\$306,899
		Steelhead	Oncorhynchus (=Salmo) mykiss	Southern California DPS	\$14,280	\$0	\$14,280
		Sturgeon (Gulf subspecies), Atlantic	Acipenser oxyrinchus (=oxyrinchus) desotoi	Wherever found	\$50,000	\$0	\$50,000
		Sturgeon, Atlantic	Acipenser oxyrinchus oxyrinchus	Gulf of Maine DPS	\$700	\$0	\$700
		Sturgeon, pallid	Scaphirhynchus albus	Wherever found	\$10,100	\$0	\$10,100
		Sturgeon, shortnose	Acipenser brevirostrum	Wherever found	\$75,300	\$0	\$75,300
		Sturgeon, white	Acipenser transmontanus	U.S.A. (ID, MT), Canada (B.C.), Kootenai R. system	\$2,400	\$0	\$2,400
		Sucker, razorback	Xyrauchen texanus	Wherever found	\$200	\$0	\$200

Locality	Group Name	Common Name	Scientific Name	Population	General Expenditures	Land Expenditures	Grand Total
		Sucker, Zuni bluehead	Catostomus discobolus yarrowi	Wherever found	\$100	\$0	\$100
		Trout, bull	Salvelinus confluentus	U.S.A., conterminous, lower 48 states	\$524,922	\$0	\$524,922
		Trout, Lahontan cutthroat	Oncorhynchus clarkii henshawi	Wherever found	\$32,000	\$0	\$32,000
	Fishes subtotal				\$2,551,854	\$0	\$2,551,854
	Clams	Bankclimber, purple (mussel)	Elliptoideus sloatianus	Wherever found	\$25,000	\$0	\$25,000
		Bean, Choctaw	Villosa choctawensis	Wherever found	\$25,000	\$0	\$25,000
		Bean, Cumberland (pearlymussel)	Villosa trabalis	Wherever found; Except where listed as Experimental Populations	\$100	\$0	\$100
		Clubshell	Pleurobema clava	Wherever found; Except where listed as Experimental Populations	\$100	\$0	\$100
		Combshell, Cumberlandian	Epioblasma brevidens	Wherever found; Except where listed as Experimental Populations	\$100	\$0	\$100
		Ebonysshell, round	Fusconaia rotulata	Wherever found	\$25,000	\$0	\$25,000
		Elktoe, Appalachian	Alasmidonta raveneliana	Wherever found	\$224,000	\$0	\$224,000
		Elktoe, Cumberland	Alasmidonta atropurpurea	Wherever found	\$100	\$0	\$100
		Fanshell	Cyprogenia stegaria	Wherever found	\$100	\$0	\$100
		Kidneyshell, fluted	Ptychobranthus subtentum	Wherever found	\$100	\$0	\$100
		Kidneyshell, southern	Ptychobranthus jonesi	Wherever found	\$25,000	\$0	\$25,000
		Mapleleaf, winged	Quadrula fragosa	Wherever found, except where listed as an experimental population	\$100	\$0	\$100
		Moccasinshell, Gulf	Medionidus penicillatus	Wherever found	\$25,000	\$0	\$25,000

Locality	Group Name	Common Name	Scientific Name	Population	General Expenditures	Land Expenditures	Grand Total
		Moccasinshell, Ochlockonee	Medionidus simpsonianus	Wherever found	\$25,000	\$0	\$25,000
		Mucket, pink (pearlymussel)	Lampsilis abrupta	Wherever found	\$9,100	\$0	\$9,100
		Mussel, oyster	Epioblasma capsaeformis	Wherever found; Except where listed as Experimental Populations	\$100	\$0	\$100
		Mussel, scaleshell	Leptodea leptodon	Wherever found	\$900	\$0	\$900
		Mussel, snuffbox	Epioblasma triquetra	Wherever found	\$18,600	\$0	\$18,600
		Pearlymussel, cracking	Hemistena lata	Wherever found; Except where listed as Experimental Populations	\$100	\$0	\$100
		Pearlymussel, dromedary	Dromus dromas	Wherever found; Except where listed as Experimental Populations	\$100	\$0	\$100
		Pearlymussel, littlewing	Pegias fabula	Wherever found	\$100	\$0	\$100
		Pigtoe, fuzzy	Pleurobema strodeanum	Wherever found	\$25,000	\$0	\$25,000
		Pigtoe, narrow	Fusconaia escambia	Wherever found	\$25,000	\$0	\$25,000
		Pigtoe, oval	Pleurobema pyriforme	Wherever found	\$25,000	\$0	\$25,000
		Pigtoe, rough	Pleurobema plenum	Wherever found	\$100	\$0	\$100
		Pimpleback, orangefoot (pearlymussel)	Plethobasus cooperianus	Wherever found	\$100	\$0	\$100
		Pocketbook, fat	Potamilus capax	Wherever found	\$100	\$0	\$100
		Pocketbook, shinyrayed	Lampsilis subangulata	Wherever found	\$25,000	\$0	\$25,000
		Purple Cat's paw (=Purple Cat's paw pearlymussel)	Epioblasma obliquata	Wherever found; Except where listed as Experimental Populations	\$100	\$0	\$100
		Rabbitsfoot	Quadrula cylindrica	Wherever found	\$100	\$0	\$100
		Riffleshell, northern	Epioblasma torulosa rangiana	Wherever found	\$100	\$0	\$100

Locality	Group Name	Common Name	Scientific Name	Population	General Expenditures	Land Expenditures	Grand Total
		Riffleshell, tan	<i>Epioblasma florentina walkeri</i> (=E. walkeri)	Wherever found	\$100	\$0	\$100
		Ring pink (mussel)	<i>Obovaria retusa</i>	Wherever found	\$100	\$0	\$100
		sandshell, Southern	<i>Hamiota australis</i>	Wherever found	\$25,000	\$0	\$25,000
		Slabshell, Chipola	<i>Elliptio chipolaensis</i>	Wherever found	\$25,000	\$0	\$25,000
		Spectaclecase (mussel)	<i>Cumberlandia monodonta</i>	Wherever found	\$100	\$0	\$100
		Spinymussel, James	<i>Pleurobema collina</i>	Wherever found	\$6,000	\$0	\$6,000
		Threeridge, fat (mussel)	<i>Amblema neislerii</i>	Wherever found	\$25,000	\$0	\$25,000
		Wartyback, white (pearlymussel)	<i>Plethobasus cicatricosus</i>	Wherever found	\$100	\$0	\$100
		Wedgemussel, dwarf	<i>Alasmidonta heterodon</i>	Wherever found	\$52,100	\$0	\$52,100
	Clams subtotal				\$637,800	\$0	\$637,800
	Snails	Snail, Bliss Rapids	<i>Taylorconcha serpenticola</i>	Wherever found	\$200	\$0	\$200
		Snail, Snake River physa	<i>Physa natricina</i>	Wherever found	\$200	\$0	\$200
		Springsnail, Bruneau Hot	<i>Pyrgulopsis bruneauensis</i>	Wherever found	\$4,200	\$0	\$4,200
		springsnail, San Bernardino	<i>Pyrgulopsis bernardina</i>	Wherever found	\$300	\$0	\$300
		Springsnail, Three Forks	<i>Pyrgulopsis trivialis</i>	Wherever found	\$300	\$0	\$300
	Snails subtotal				\$5,200	\$0	\$5,200
	Insects	Beetle, American burying	<i>Nicrophorus americanus</i>	Wherever found, except where listed as an experimental population	\$14,100	\$0	\$14,100
		Butterfly, Fender's blue	<i>Icaricia icarioides fenderi</i>	Wherever found	\$300	\$0	\$300
		Butterfly, Karner blue	<i>Lycaeides melissa samuelis</i>	Wherever found	\$2,000	\$0	\$2,000
		Butterfly, Mitchell's satyr	<i>Neonympha mitchellii mitchellii</i>	Wherever found	\$300	\$0	\$300
		Butterfly, Myrtle's silverspot	<i>Speyeria zerene myrtleae</i>	Wherever found	\$210	\$0	\$210

Locality	Group Name	Common Name	Scientific Name	Population	General Expenditures	Land Expenditures	Grand Total
		Checkerspot, Taylor's (=whulge)	Euphydryas editha taylori	Wherever found	\$4,000	\$0	\$4,000
		Skipper, Carson wandering	Pseudocopaeodes eunus obscurus	Wherever found	\$100	\$0	\$100
		Skipper, Dakota	Hesperia dacotae	Wherever found	\$1,000	\$0	\$1,000
		skipperling, Poweshiek	Oarisma poweshiek	Wherever found	\$900	\$0	\$900
		Tiger beetle, Salt Creek	Cicindela nevadica lincolniana	Wherever found	\$9,000	\$0	\$9,000
	Insects subtotal				\$31,910	\$0	\$31,910
	Crustaceans	Crayfish, Big Sandy	Cambarus callainus	Wherever found	\$100	\$0	\$100
		Crayfish, Guyandotte River	Cambarus veteranus	Wherever found	\$100	\$0	\$100
		Fairy shrimp, vernal pool	Branchinecta lynchi	Wherever found	\$117,092	\$0	\$117,092
		Shrimp, California freshwater	Syncaris pacifica	Wherever found	\$8,484	\$0	\$8,484
		Shrimp, Kentucky cave	Palaemonias ganteri	Wherever found	\$100	\$0	\$100
		Tadpole shrimp, vernal pool	Lepidurus packardi	Wherever found	\$109,112	\$0	\$109,112
	Crustaceans subtotal				\$234,988	\$0	\$234,988
	Corals	Coral, elkhorn	Acropora palmata	Wherever found	\$50,000	\$0	\$50,000
		Coral, Lobed Star	Orbicella annularis	Wherever found	\$50,000	\$0	\$50,000
		Coral, Mountainous Star	Orbicella faveolata	Wherever found	\$50,000	\$0	\$50,000
		Coral, Pillar	Dendrogyra cylindricus	Wherever found	\$50,000	\$0	\$50,000
		Coral, Rough Cactus	Mycetophyllia ferox	Wherever found	\$50,000	\$0	\$50,000
		Coral, staghorn	Acropora cervicornis	Wherever found	\$50,000	\$0	\$50,000
	Corals subtotal				\$300,000	\$0	\$300,000
	Flowering Plants	Butterfly plant, Colorado	Gaura neomexicana var. coloradensis	Wherever found	\$1,400	\$0	\$1,400



Locality	Group Name	Common Name	Scientific Name	Population	General Expenditures	Land Expenditures	Grand Total
		Cactus, Bakersfield	<i>Opuntia treleasei</i>	Wherever found	\$1,260	\$0	\$1,260
		Cactus, Pima pineapple	<i>Coryphantha scheeri</i> var. <i>robustispina</i>	Wherever found	\$500	\$0	\$500
		Chaffseed, American	<i>Schwalbea americana</i>	Wherever found	\$320,000	\$0	\$320,000
		Checker-mallow, Nelson's	<i>Sidalcea nelsoniana</i>	Wherever found	\$1,300	\$0	\$1,300
		Clover, running buffalo	<i>Trifolium stoloniferum</i>	Wherever found	\$100	\$0	\$100
		Desert-parsley, Bradshaw's	<i>Lomatium bradshawii</i>	Wherever found	\$1,000	\$0	\$1,000
		Dropwort, Canby's	<i>Oxypolis canbyi</i>	Wherever found	\$1,200	\$0	\$1,200
		Glade cress, Kentucky	<i>Leavenworthia exigua laciniata</i>	Wherever found	\$100	\$0	\$100
		Goldenrod, Short's	<i>Solidago shortii</i>	Wherever found	\$100	\$0	\$100
		Howellia, water	<i>Howellia aquatilis</i>	Wherever found	\$400	\$0	\$400
		Ladies'-tresses, Ute	<i>Spiranthes diluvialis</i>	Wherever found	\$11,000	\$0	\$11,000
		Lupine, Kincaid's	<i>Lupinus sulphureus</i> ssp. <i>kincaidii</i>	Wherever found	\$400	\$0	\$400
		Milkweed, Mead's	<i>Asclepias meadii</i>	Wherever found	\$2,000	\$0	\$2,000
		Orchid, western prairie fringed	<i>Platanthera praeclara</i>	Wherever found	\$19,550	\$0	\$19,550
		Penstemon, blowout	<i>Penstemon haydenii</i>	Wherever found	\$900	\$0	\$900
		Pogonia, small whorled	<i>Isotria medeoloides</i>	Wherever found	\$4,000	\$0	\$4,000
		Potato-bean, Price's	<i>Apios priceana</i>	Wherever found	\$100	\$0	\$100
		Rock-cress, Braun's	<i>Arabis perstellata</i>	Wherever found	\$100	\$0	\$100
		Rosemary, Cumberland	<i>Conradina verticillata</i>	Wherever found	\$100	\$0	\$100
		Sandwort, Cumberland	<i>Arenaria cumberlandensis</i>	Wherever found	\$100	\$0	\$100
		Spiraea, Virginia	<i>Spiraea virginiana</i>	Wherever found	\$100	\$0	\$100
		Sunburst, San Joaquin adobe	<i>Pseudobahia peirsonii</i>	Wherever found	\$2,100	\$0	\$2,100

Locality	Group Name	Common Name	Scientific Name	Population	General Expenditures	Land Expenditures	Grand Total
		Water-umbel, Huachuca	Lilaeopsis schaffneriana var. recurva	Wherever found	\$100	\$0	\$100
		Wooly-threads, San Joaquin	Monolopia (=Lembertia) congdonii	Wherever found	\$420	\$0	\$420
	Flowering Plants subtotal				\$368,330	\$0	\$368,330
	Multi-Species				\$1,164,000	\$287,500	\$1,451,500
	Multi-Species subtotal				\$1,164,000	\$287,500	\$1,451,500
Domestic subtotal					\$19,110,338	\$19,150,610	\$38,260,948
Total					\$19,110,338	\$19,150,610	\$38,260,948

## DOC National Oceanic and Atmospheric Administration --

**\*FY2016\***

Locality	Group Name	Common Name	Scientific Name	Population	General Expenditures	Land Expenditures	Grand Total
Domestic	Mammals	Sea lion, Steller	Eumetopias jubatus	Western DPS	\$5,342,000	\$0	\$5,342,000
		Seal, Guadalupe fur	Arctocephalus townsendi	Wherever found	\$198,675	\$0	\$198,675
		Seal, Hawaiian monk	Monachus schauinslandi	Wherever found	\$3,071,000	\$0	\$3,071,000
		whale, beluga	Delphinapterus leucas	Cook Inlet DPS	\$1,611,000	\$0	\$1,611,000
		Whale, blue	Balaenoptera musculus	Wherever found	\$1,140,000	\$0	\$1,140,000
		Whale, bowhead	Balaena mysticetus	Wherever found	\$409,000	\$0	\$409,000
		whale, false killer	Pseudorca crassidens	Main Hawaiian Islands Insular DPS	\$645,000	\$0	\$645,000
		Whale, finback	Balaenoptera physalus	Wherever found	\$1,140,000	\$0	\$1,140,000
		Whale, humpback	Megaptera novaeangliae	Wherever found	\$1,580,000	\$0	\$1,580,000
		Whale, killer	Orcinus orca	Southern Resident DPS	\$1,580,000	\$0	\$1,580,000
		Whale, North Atlantic Right	Eubalaena glacialis	Wherever found	\$8,198,000	\$0	\$8,198,000
		Whale, North Pacific Right	Eubalaena japonica	Wherever found	\$76,000	\$0	\$76,000
		Whale, Sei	Balaenoptera borealis	Wherever found	\$1,140,000	\$0	\$1,140,000
		Whale, sperm	Physeter catodon (=macrocephalus)	Wherever found	\$1,140,000	\$0	\$1,140,000
	Mammals subtotal				\$27,270,675	\$0	\$27,270,675
	Reptiles	Sea turtle, green	Chelonia mydas	Central North Pacific DPS	\$789,000	\$0	\$789,000
		Sea turtle, green	Chelonia mydas	Central South Pacific DPS	\$561,000	\$0	\$561,000
		Sea turtle, green	Chelonia mydas	Central West Pacific DPS	\$958,000	\$0	\$958,000
		Sea turtle, green	Chelonia mydas	East Pacific DPS	\$1,102,000	\$0	\$1,102,000

Locality	Group Name	Common Name	Scientific Name	Population	General Expenditures	Land Expenditures	Grand Total
		Sea turtle, green	Chelonia mydas	North Atlantic DPS	\$1,031,000	\$0	\$1,031,000
		Sea turtle, hawksbill	Eretmochelys imbricata	Wherever found	\$1,825,000	\$0	\$1,825,000
		Sea turtle, Kemp's ridley	Lepidochelys kempii	Wherever found	\$1,619,000	\$0	\$1,619,000
		Sea turtle, leatherback	Dermochelys coriacea	Wherever found	\$2,878,000	\$0	\$2,878,000
		Sea turtle, loggerhead	Caretta caretta	North Pacific Ocean DPS	\$1,686,000	\$0	\$1,686,000
		Sea turtle, loggerhead	Caretta caretta	Northwest Atlantic Ocean DPS	\$2,079,000	\$0	\$2,079,000
		Sea turtle, olive ridley	Lepidochelys olivacea	Wherever found, except when listed as endangered under 50 CFR 224.101	\$250,000	\$0	\$250,000
	Reptiles subtotal				\$14,778,000	\$0	\$14,778,000
	Fishes	Bocaccio	Sebastes paucispinis	Puget Sound - Georgia Basin DPS	\$520,000	\$0	\$520,000
		Eulachon	Thaleichthys pacificus	Southern DPS	\$660,000	\$0	\$660,000
		rockfish, canary	Sebastes pinniger	Puget Sound - Georgia Basin DPS	\$520,000	\$0	\$520,000
		rockfish, yelloweye	Sebastes ruberrimus	Puget Sound - Georgia Basin DPS	\$520,000	\$0	\$520,000
		Salmon, Atlantic	Salmo salar	Gulf of Maine DPS	\$6,318,000	\$0	\$6,318,000
		Salmon, Chinook	Oncorhynchus (=Salmo) tshawytscha	California Coastal ESU	\$4,210,000	\$0	\$4,210,000
		Salmon, Chinook	Oncorhynchus (=Salmo) tshawytscha	Central Valley spring-run ESU	\$1,393,000	\$0	\$1,393,000
		Salmon, Chinook	Oncorhynchus (=Salmo) tshawytscha	Lower Columbia River ESU	\$5,511,000	\$0	\$5,511,000
		Salmon, Chinook	Oncorhynchus (=Salmo) tshawytscha	Puget Sound ESU	\$4,675,000	\$0	\$4,675,000
		Salmon, Chinook	Oncorhynchus (=Salmo) tshawytscha	Sacramento River winter-run ESU	\$1,393,000	\$0	\$1,393,000

Locality	Group Name	Common Name	Scientific Name	Population	General Expenditures	Land Expenditures	Grand Total
		Salmon, Chinook	Oncorhynchus (=Salmo) tshawytscha	Snake River fall-run ESU	\$5,143,000	\$0	\$5,143,000
		Salmon, Chinook	Oncorhynchus (=Salmo) tshawytscha	Snake River spring/summer-run ESU	\$6,488,000	\$0	\$6,488,000
		Salmon, Chinook	Oncorhynchus (=Salmo) tshawytscha	Upper Columbia spring-run ESU	\$3,855,000	\$0	\$3,855,000
		Salmon, Chinook	Oncorhynchus (=Salmo) tshawytscha	Upper Willamette River ESU	\$3,779,000	\$0	\$3,779,000
		Salmon, chum	Oncorhynchus keta	Columbia River ESU	\$5,225,000	\$0	\$5,225,000
		Salmon, chum	Oncorhynchus keta	Hood Canal summer-run ESU	\$4,249,000	\$0	\$4,249,000
		Salmon, coho	Oncorhynchus (=Salmo) kisutch	Central California Coast ESU	\$3,529,000	\$0	\$3,529,000
		Salmon, coho	Oncorhynchus (=Salmo) kisutch	Lower Columbia River ESU	\$5,511,000	\$0	\$5,511,000
		Salmon, coho	Oncorhynchus (=Salmo) kisutch	Oregon Coast ESU	\$4,023,000	\$0	\$4,023,000
		Salmon, coho	Oncorhynchus (=Salmo) kisutch	Southern Oregon - Northern California Coast ESU	\$5,174,000	\$0	\$5,174,000
		Salmon, sockeye	Oncorhynchus (=Salmo) nerka	Ozette Lake ESU	\$4,249,000	\$0	\$4,249,000
		Salmon, sockeye	Oncorhynchus (=Salmo) nerka	Snake River ESU	\$3,404,000	\$0	\$3,404,000
		Sawfish, smalltooth	Pristis pectinata	US DPS - Smalltooth sawfish originating from U.S. waters.	\$636,000	\$0	\$636,000
		Steelhead	Oncorhynchus (=Salmo) mykiss	California Central Valley DPS	\$1,393,000	\$0	\$1,393,000
		Steelhead	Oncorhynchus (=Salmo) mykiss	Central California Coast DPS	\$3,529,000	\$0	\$3,529,000
		Steelhead	Oncorhynchus (=Salmo) mykiss	Lower Columbia River DPS	\$5,511,000	\$0	\$5,511,000

Locality	Group Name	Common Name	Scientific Name	Population	General Expenditures	Land Expenditures	Grand Total
		Steelhead	Oncorhynchus (=Salmo) mykiss	Middle Columbia River DPS	\$5,386,000	\$0	\$5,386,000
		Steelhead	Oncorhynchus (=Salmo) mykiss	Northern California DPS	\$3,829,000	\$0	\$3,829,000
		Steelhead	Oncorhynchus (=Salmo) mykiss	Puget Sound DPS	\$4,249,000	\$0	\$4,249,000
		Steelhead	Oncorhynchus (=Salmo) mykiss	Snake River Basin DPS	\$6,488,000	\$0	\$6,488,000
		Steelhead	Oncorhynchus (=Salmo) mykiss	South-Central California Coast DPS	\$3,529,000	\$0	\$3,529,000
		Steelhead	Oncorhynchus (=Salmo) mykiss	Southern California DPS	\$3,488,000	\$0	\$3,488,000
		Steelhead	Oncorhynchus (=Salmo) mykiss	Upper Columbia River DPS	\$3,855,000	\$0	\$3,855,000
		Steelhead	Oncorhynchus (=Salmo) mykiss	Upper Willamette River DPS	\$3,779,000	\$0	\$3,779,000
		Sturgeon (Gulf subspecies), Atlantic	Acipenser oxyrinchus (=oxyrinchus) desotoi	Wherever found	\$440,000	\$0	\$440,000
		Sturgeon, Atlantic	Acipenser oxyrinchus oxyrinchus	Carolina DPS	\$420,000	\$0	\$420,000
		Sturgeon, Atlantic	Acipenser oxyrinchus oxyrinchus	Chesapeake Bay DPS	\$990,000	\$0	\$990,000
		Sturgeon, Atlantic	Acipenser oxyrinchus oxyrinchus	Gulf of Maine DPS	\$510,000	\$0	\$510,000
		Sturgeon, Atlantic	Acipenser oxyrinchus oxyrinchus	New York Bight DPS	\$610,000	\$0	\$610,000
		Sturgeon, Atlantic	Acipenser oxyrinchus oxyrinchus	South Atlantic DPS	\$680,000	\$0	\$680,000
		sturgeon, green	Acipenser medirostris	Southern DPS	\$650,000	\$0	\$650,000
		Sturgeon, shortnose	Acipenser brevirostrum	Wherever found	\$800,000	\$0	\$800,000
	Fishes subtotal				\$131,121,000	\$0	\$131,121,000
	Snails	Abalone, Black	Haliotis cracherodii	Wherever found	\$650,000	\$0	\$650,000

Locality	Group Name	Common Name	Scientific Name	Population	General Expenditures	Land Expenditures	Grand Total
		Abalone, White	<i>Haliotis sorenseni</i>	North America (West Coast from Point Conception, CA, U.S.A., to Punta Abreojos, Baja California, Mexico)	\$1,517,000	\$0	\$1,517,000
	Snails subtotal				\$2,167,000	\$0	\$2,167,000
	Corals	coral, Boulder star	<i>Orbicella franksi</i>	Wherever found	\$437,000	\$0	\$437,000
		Coral, elkhorn	<i>Acropora palmata</i>	Wherever found	\$437,000	\$0	\$437,000
		Coral, Lobed Star	<i>Orbicella annularis</i>	Wherever found	\$437,000	\$0	\$437,000
		Coral, Mountainous Star	<i>Orbicella faveolata</i>	Wherever found	\$437,000	\$0	\$437,000
		Coral, Pillar	<i>Dendrogyra cylindricus</i>	Wherever found	\$437,000	\$0	\$437,000
		Coral, Rough Cactus	<i>Mycetophyllia ferox</i>	Wherever found	\$437,000	\$0	\$437,000
		Coral, staghorn	<i>Acropora cervicornis</i>	Wherever found	\$437,000	\$0	\$437,000
		No common name	<i>Acropora globiceps</i>	Wherever found	\$335,000	\$0	\$335,000
		No common name	<i>Acropora jacquelineae</i>	Wherever found	\$335,000	\$0	\$335,000
		No common name	<i>Acropora lokani</i>	Wherever found	\$335,000	\$0	\$335,000
		No common name	<i>Acropora pharaonis</i>	Wherever found	\$335,000	\$0	\$335,000
		No common name	<i>Acropora rudis</i>	Wherever found	\$335,000	\$0	\$335,000
		No common name	<i>Acropora speciosa</i>	Wherever found	\$335,000	\$0	\$335,000
		No common name	<i>Euphyllia paradivisa</i>	Wherever found	\$335,000	\$0	\$335,000
		No common name	<i>Isopora crateriformis</i>	Wherever found	\$335,000	\$0	\$335,000
		No common name	<i>Pavona diffluens</i>	Wherever found	\$335,000	\$0	\$335,000
		No common name	<i>Porites napopora</i>	Wherever found	\$335,000	\$0	\$335,000
		No common name	<i>Seriatopora aculeata</i>	Wherever found	\$335,000	\$0	\$335,000

Locality	Group Name	Common Name	Scientific Name	Population	General Expenditures	Land Expenditures	Grand Total
	Corals subtotal				\$6,744,000	\$0	\$6,744,000
Domestic subtotal					\$182,080,675	\$0	\$182,080,675
Foreign	Reptiles	Sea turtle, green	Chelonia mydas	East Indian-West Pacific DPS	\$74,000	\$0	\$74,000
	Reptiles subtotal				\$74,000	\$0	\$74,000
Foreign subtotal					\$74,000	\$0	\$74,000
Total					\$182,154,675	\$0	\$182,154,675



**DOD Army --**  
**\*FY2016\***

Locality	Group Name	Common Name	Scientific Name	Population	General Expenditures	Land Expenditures	Grand Total
Domestic	Mammals	Bat, gray	Myotis grisescens	Wherever found	\$390,025	\$0	\$390,025
		Bat, Hawaiian hoary	Lasiurus cinereus semotus	Wherever found	\$135,833	\$0	\$135,833
		Bat, Indiana	Myotis sodalis	Wherever found	\$592,200	\$0	\$592,200
		Bat, lesser long-nosed	Leptonycteris curasoae yerbabuenae	Wherever found	\$338,000	\$0	\$338,000
		Bat, Northern long-eared	Myotis septentrionalis	Wherever found	\$2,018,614	\$0	\$2,018,614
		Fox, San Joaquin kit	Vulpes macrotis mutica	wherever found	\$56,111	\$0	\$56,111
		Jaguar	Panthera onca	Wherever found	\$291,000	\$0	\$291,000
		Lynx, Canada	Lynx canadensis	Contiguous U.S. DPS	\$23,950	\$0	\$23,950
		Ocelot	Leopardus (=Felis) pardalis	wherever found	\$305,000	\$0	\$305,000
		Pocket gopher, Roy Prairie	Thomomys mazama glacialis	Wherever found	\$251,458	\$0	\$251,458
		Pronghorn, Sonoran	Antilocapra americana sonoriensis	U.S.A. (AZ), Mexico	\$45,000	\$0	\$45,000
		Rabbit, Columbia Basin Pygmy	Brachylagus idahoensis	Columbia Basin DPS	\$6,000	\$0	\$6,000
	Mammals subtotal				\$4,453,191	\$0	\$4,453,191
	Birds	Blackbird, yellow-shouldered	Agelaius xanthomus	Wherever found	\$15,000	\$0	\$15,000
		Condor, California	Gymnogyps californianus	U.S.A. only, except where listed as an experimental population	\$371	\$0	\$371

Locality	Group Name	Common Name	Scientific Name	Population	General Expenditures	Land Expenditures	Grand Total
		Crane, whooping	<i>Grus americana</i>	Wherever found, except where listed as an experimental population	\$6,000	\$0	\$6,000
		Cuckoo, yellow-billed	<i>Coccyzus americanus</i>	Western U.S. DPS	\$282,000	\$0	\$282,000
		elepaio, Oahu	<i>Chasiempis ibidis</i>	Wherever found	\$250,000	\$0	\$250,000
		falcon, northern aplomado	<i>Falco femoralis septentrionalis</i>	U.S.A (AZ, NM)	\$372,653	\$0	\$372,653
		Flycatcher, southwestern willow	<i>Empidonax traillii extimus</i>	Wherever found	\$243,000	\$0	\$243,000
		Hawk, Hawaiian (=ʻIo)	<i>Buteo solitarius</i>	Wherever found	\$5,500	\$0	\$5,500
		Horned lark, streaked	<i>Eremophila alpestris strigata</i>	Wherever found	\$463,708	\$0	\$463,708
		Owl, Mexican spotted	<i>Strix occidentalis lucida</i>	Wherever found	\$376,000	\$0	\$376,000
		Plover, piping	<i>Charadrius melodus</i>	[Atlantic Coast and Northern Great Plains populations] - Wherever found, except those areas where listed as endangered.	\$1,500	\$0	\$1,500
		Plover, western snowy	<i>Charadrius alexandrinus nivosus</i>	Pacific Coast population DPS-U.S.A. (CA, OR, WA), Mexico (within 50 miles of Pacific coast)	\$50,000	\$0	\$50,000
		Rail, California clapper	<i>Rallus longirostris obsoletus</i>	Wherever found	\$30,000	\$0	\$30,000
		scrub-jay, Florida	<i>Aphelocoma coerulescens</i>	Wherever found	\$5,500	\$0	\$5,500
		Stork, wood	<i>Mycteria americana</i>	AL, FL, GA, MS, NC, SC	\$31,825	\$0	\$31,825
		Tern, California least	<i>Sterna antillarum browni</i>	Wherever found	\$1,000	\$0	\$1,000
		Vireo, Black-capped	<i>Vireo atricapilla</i>	Wherever found	\$197,000	\$0	\$197,000
		Vireo, least Bell's	<i>Vireo bellii pusillus</i>	Wherever found	\$2,386	\$0	\$2,386

Locality	Group Name	Common Name	Scientific Name	Population	General Expenditures	Land Expenditures	Grand Total
		Warbler (=wood), golden-cheeked	Dendroica chrysoparia	Wherever found	\$300,000	\$0	\$300,000
		Woodpecker, red-cockaded	Picoides borealis	Wherever found	\$8,022,256	\$0	\$8,022,256
	Birds subtotal				\$10,655,699	\$0	\$10,655,699
	Reptiles	Alligator, American	Alligator mississippiensis	Wherever found	\$2,000	\$0	\$2,000
		Boa, Puerto Rican	Epicrates inornatus	Wherever found	\$55,000	\$0	\$55,000
		gartersnake, northern Mexican	Thamnophis eques megalops	Wherever found	\$244,000	\$0	\$244,000
		Sea turtle, green	Chelonia mydas	South Atlantic DPS	\$1,000	\$0	\$1,000
		Sea turtle, Kemp's ridley	Lepidochelys kempii	Wherever found	\$1,000	\$0	\$1,000
		Sea turtle, leatherback	Dermochelys coriacea	Wherever found	\$1,000	\$0	\$1,000
		Sea turtle, loggerhead	Caretta caretta	Northwest Atlantic Ocean DPS	\$1,000	\$0	\$1,000
		Snake, eastern indigo	Drymarchon corais couperi	Wherever found	\$185,470	\$0	\$185,470
		Tortoise, desert	Gopherus agassizii	Wherever found, except AZ south and east of Colorado R., and Mexico	\$410,738	\$0	\$410,738
		Tortoise, gopher	Gopherus polyphemus	West of Mobile and Tombigbee Rivers	\$107,000	\$0	\$107,000
		turtle, bog	Clemmys muhlenbergii	U.S.A. (GA, NC, SC, TN, VA)	\$1,100	\$0	\$1,100
	Reptiles subtotal				\$1,009,308	\$0	\$1,009,308
	Amphibians	Frog, California red-legged	Rana draytonii	Wherever found	\$171,139	\$0	\$171,139
		Frog, Chiricahua leopard	Rana chiricahuensis	Wherever found	\$286,000	\$0	\$286,000
		Salamander, California tiger	Ambystoma californiense	U.S.A. (Central CA DPS)	\$170,250	\$0	\$170,250

Locality	Group Name	Common Name	Scientific Name	Population	General Expenditures	Land Expenditures	Grand Total
		Salamander, frosted flatwoods	Ambystoma cingulatum	Wherever found	\$91,235	\$0	\$91,235
		Salamander, Sonora tiger	Ambystoma tigrinum stebbinsi	Wherever found	\$249,500	\$0	\$249,500
		Toad, arroyo (=arroyo southwestern)	Anaxyrus californicus	Wherever found	\$66,489	\$0	\$66,489
	Amphibians subtotal				\$1,034,613	\$0	\$1,034,613
	Fishes	Chub, Gila	Gila intermedia	Wherever found	\$243,000	\$0	\$243,000
		Logperch, Roanoke	Percina rex	Wherever found	\$30,000	\$0	\$30,000
		Pupfish, desert	Cyprinodon macularius	Wherever found	\$243,000	\$0	\$243,000
		Salmon, Chinook	Oncorhynchus (=Salmo) tshawytscha	Upper Columbia spring-run ESU	\$18,107	\$0	\$18,107
		Shiner, Topeka	Notropis topeka (=tristis)	Wherever found, except where listed as an experimental population	\$16,500	\$0	\$16,500
		Smelt, delta	Hypomesus transpacificus	Wherever found	\$18,000	\$0	\$18,000
		Steelhead	Oncorhynchus (=Salmo) mykiss	Upper Columbia River DPS	\$31,216	\$0	\$31,216
		Sturgeon, Atlantic	Acipenser oxyrinchus oxyrinchus	South Atlantic DPS	\$912	\$0	\$912
		Sturgeon, shortnose	Acipenser brevirostrum	Wherever found	\$1,912	\$0	\$1,912
		Topminnow, Gila (incl. Yaqui)	Poeciliopsis occidentalis	Wherever found	\$243,000	\$0	\$243,000
		Trout, bull	Salvelinus confluentus	U.S.A., conterminous, lower 48 states	\$13,107	\$0	\$13,107
	Fishes subtotal				\$858,754	\$0	\$858,754
	Clams	Spectaclecase (mussel)	Cumberlandia monodonta	Wherever found	\$108,000	\$0	\$108,000
		Wedgemussel, dwarf	Alasmidonta heterodon	Wherever found	\$10,000	\$0	\$10,000

Locality	Group Name	Common Name	Scientific Name	Population	General Expenditures	Land Expenditures	Grand Total
	Clams subtotal				\$118,000	\$0	\$118,000
	Snails	Snails, Oahu tree	Achatinella spp.	Wherever found	\$117,761	\$0	\$117,761
	Snails subtotal				\$117,761	\$0	\$117,761
	Insects	Beetle, American burying	Nicrophorus americanus	Wherever found, except where listed as an experimental population	\$304,571	\$0	\$304,571
		Butterfly, Karner blue	Lycaeides melissa samuelis	Wherever found	\$120,812	\$0	\$120,812
		Butterfly, Oregon silverspot	Speyeria zerene hippolyta	Wherever found	\$18,730	\$0	\$18,730
		Butterfly, Saint Francis' satyr	Neonympha mitchellii francisci	Wherever found	\$233,910	\$0	\$233,910
		Checkerspot, Taylor's (=whulge)	Euphydryas editha taylori	Wherever found	\$373,833	\$0	\$373,833
		fly, Hawaiian picture-wing	Drosophila substenoptera	Wherever found	\$117,761	\$0	\$117,761
		picture-wing fly, Hawaiian	Drosophila montgomeryi	Wherever found	\$117,761	\$0	\$117,761
		Skipper, Dakota	Hesperia dacotae	Wherever found	\$7,925	\$0	\$7,925
	Insects subtotal				\$1,295,303	\$0	\$1,295,303
	Crustaceans	Fairy shrimp, vernal pool	Branchinecta lynchi	Wherever found	\$150,622	\$0	\$150,622
		Shrimp, Alabama cave	Palaemonias alabamae	Wherever found	\$40,000	\$0	\$40,000
	Crustaceans subtotal				\$190,622	\$0	\$190,622
	Flowering Plants	amole, purple	Chlorogalum purpureum	Wherever found	\$102,618	\$0	\$102,618
		Aupaka	Isodendron hosakae	Wherever found	\$99,833	\$0	\$99,833
		A`e	Zanthoxylum hawaiiense	Wherever found	\$99,833	\$0	\$99,833
		Barbara's Buttons, Mohr's	Marshallia mohrii	Wherever found	\$1,316	\$0	\$1,316
		Bear-poppy, Dwarf	Arctomecon humilis	Wherever found	\$750	\$0	\$750

Locality	Group Name	Common Name	Scientific Name	Population	General Expenditures	Land Expenditures	Grand Total
		Chaffseed, American	Schwalbea americana	Wherever found	\$137,946	\$0	\$137,946
		Checker-mallow, Nelson's	Sidalcea nelsoniana	Wherever found	\$100	\$0	\$100
		Clover, running buffalo	Trifolium stoloniferum	Wherever found	\$20,000	\$0	\$20,000
		Coneflower, smooth	Echinacea laevigata	Wherever found	\$21,247	\$0	\$21,247
		Dawn-flower, Texas prairie	Hymenoxys texana	Wherever found	\$1,500	\$0	\$1,500
		Gilia, Monterey	Gilia tenuiflora ssp. arenaria	Wherever found	\$2,600	\$0	\$2,600
		Grass, Tennessee yellow-eyed	Xyris tennesseensis	Wherever found	\$691	\$0	\$691
		Haha	Cyanea grimesiana ssp. obatae	Wherever found	\$117,761	\$0	\$117,761
		Haha	Cyanea koolauensis	Wherever found	\$117,761	\$0	\$117,761
		Haha	Cyanea longiflora	Wherever found	\$117,761	\$0	\$117,761
		Haha	Cyanea superba	Wherever found	\$117,761	\$0	\$117,761
		Ha`iwale	Cyrtandra dentata	Wherever found	\$235,522	\$0	\$235,522
		Honohono	Haplostachys haplostachya	Wherever found	\$99,833	\$0	\$99,833
		Howellia, water	Howellia aquatilis	Wherever found	\$2,000	\$0	\$2,000
		Kamakahala	Labordia cyrtandrae	Wherever found	\$117,761	\$0	\$117,761
		Kamanomano	Cenchrus agrimonioides	Wherever found	\$117,761	\$0	\$117,761
		Kio`ele	Kadua coriacea	Wherever found	\$99,833	\$0	\$99,833
		Kuahiwi laukahi	Plantago princeps	Wherever found	\$117,761	\$0	\$117,761
		Kulu`i	Nototrichium humile	Wherever found	\$117,761	\$0	\$117,761
		Ladies'-tresses, Navasota	Spiranthes parksii	Wherever found	\$10,000	\$0	\$10,000
		Lau`ehu	Panicum niihauense	Wherever found	\$48,000	\$0	\$48,000
		Loosestrife, rough-leaved	Lysimachia asperulaefolia	Wherever found	\$139,841	\$0	\$139,841

Locality	Group Name	Common Name	Scientific Name	Population	General Expenditures	Land Expenditures	Grand Total
		Lo`ulu	Pritchardia kaalae	Wherever found	\$117,761	\$0	\$117,761
		Lupine, Kincaid's	Lupinus sulphureus ssp. kincaidii	Wherever found	\$1,000	\$0	\$1,000
		Mahoe	Alectryon macrococcus	Wherever found	\$117,761	\$0	\$117,761
		Ma`o hau hele, (=native yellow hibiscus)	Hibiscus brackenridgei	Wherever found	\$117,761	\$0	\$117,761
		Ma`oli`oli	Schiedea hawaiiensis	Wherever found	\$99,833	\$0	\$99,833
		Mehamehame	Flueggea neowawraea	Wherever found	\$117,761	\$0	\$117,761
		Milk-vetch, Lane Mountain	Astragalus jaegerianus	Wherever found	\$57,329	\$0	\$57,329
		Nanu	Gardenia mannii	Wherever found	\$235,522	\$0	\$235,522
		Na`ena`e	Dubautia herbstobatae	Wherever found	\$117,761	\$0	\$117,761
		Nioi	Eugenia koolauensis	Wherever found	\$117,761	\$0	\$117,761
		No common name	Abutilon sandwicense	Wherever found	\$235,522	\$0	\$235,522
		No common name	Cyrtandra nanawaleensis	Wherever found	\$3,000	\$0	\$3,000
		No common name	Hesperomannia arborescens	Wherever found	\$235,522	\$0	\$235,522
		No common name	Kadua degeneri	Wherever found	\$117,761	\$0	\$117,761
		No common name	Kadua parvula	Wherever found	\$117,761	\$0	\$117,761
		No common name	Lipochaeta venosa	Wherever found	\$99,833	\$0	\$99,833
		No common name	Neraudia angulata	Wherever found	\$117,761	\$0	\$117,761
		No common name	Neraudia ovata	Wherever found	\$99,833	\$0	\$99,833
		No common name	Phyllostegia hirsuta	Wherever found	\$117,761	\$0	\$117,761
		No common name	Phyllostegia kaalaensis	Wherever found	\$117,761	\$0	\$117,761
		No common name	Phyllostegia mollis	Wherever found	\$117,761	\$0	\$117,761
		No common name	Sanicula mariversa	Wherever found	\$117,761	\$0	\$117,761

Locality	Group Name	Common Name	Scientific Name	Population	General Expenditures	Land Expenditures	Grand Total
		No common name	Schiedea kaalae	Wherever found	\$117,761	\$0	\$117,761
		No common name	Schiedea nuttallii	Wherever found	\$117,761	\$0	\$117,761
		No common name	Schiedea obovata	Wherever found	\$117,761	\$0	\$117,761
		No common name	Schiedea trinervis	Wherever found	\$117,761	\$0	\$117,761
		No common name	Silene hawaiiensis	Wherever found	\$99,833	\$0	\$99,833
		No common name	Silene lanceolata	Wherever found	\$99,833	\$0	\$99,833
		No common name	Spermolepis hawaiiensis	Wherever found	\$99,833	\$0	\$99,833
		No common name	Stenogyne angustifolia	Wherever found	\$99,833	\$0	\$99,833
		No common name	Stenogyne kanehoana	Wherever found	\$117,761	\$0	\$117,761
		No common name	Tetramolopium arenarium	Wherever found	\$99,833	\$0	\$99,833
		No common name	Tetramolopium filiforme	Wherever found	\$117,761	\$0	\$117,761
		No common name	Vigna o-wahuensis	Wherever found	\$99,833	\$0	\$99,833
		Oha	Delissea subcordata	Wherever found	\$117,761	\$0	\$117,761
		Palo de rosa	Ottoschulzia rhodoxylon	Wherever found	\$20,000	\$0	\$20,000
		Pennyroyal, Todsens	Hedeoma todsenii	Wherever found	\$58,000	\$0	\$58,000
		Peppergrass, Slickspot	Lepidium papilliferum		\$90,000	\$0	\$90,000
		Pink, swamp	Helonias bullata	Wherever found	\$98,507	\$0	\$98,507
		Piperia, Yadon's	Piperia yadonii	Wherever found	\$178,000	\$0	\$178,000
		Pogonia, small whorled	Isotria medeoloides	Wherever found	\$130,087	\$0	\$130,087
		Popolo ku mai	Solanum incompletum	Wherever found	\$99,833	\$0	\$99,833
		Po'e	Portulaca sclerocarpa	Wherever found	\$99,833	\$0	\$99,833
		Skullcap, large-flowered	Scutellaria montana	Wherever found	\$7,212	\$0	\$7,212



Locality	Group Name	Common Name	Scientific Name	Population	General Expenditures	Land Expenditures	Grand Total
		Spineflower, Monterey	Chorizanthe pungens var. pungens	Wherever found	\$5,000	\$0	\$5,000
		Sumac, Michaux's	Rhus michauxii	Wherever found	\$332,276	\$0	\$332,276
		Thistle, Chorro Creek bog	Cirsium fontinale var. obispoense	Wherever found	\$12,986	\$0	\$12,986
		Water-umbel, Huachuca	Lilaeopsis schaffneriana var. recurva	Wherever found	\$338,000	\$0	\$338,000
		`Akoko	Euphorbia celastroides var. kaenana	Wherever found	\$117,761	\$0	\$117,761
		`Akoko	Euphorbia herbstii	Wherever found	\$117,761	\$0	\$117,761
	Flowering Plants subtotal				\$7,792,419	\$0	\$7,792,419
	Ferns and Allies	No common name	Asplenium peruvianum var. insulare	Wherever found	\$99,833	\$0	\$99,833
		Quillwort, Louisiana	Isoetes louisianensis	Wherever found	\$103,698	\$0	\$103,698
	Ferns and Allies subtotal				\$203,531	\$0	\$203,531
	Multi-Species				\$15,662,678	\$0	\$15,662,678
	Multi-Species subtotal				\$15,662,678	\$0	\$15,662,678
Domestic subtotal					\$43,391,879	\$0	\$43,391,879
Total					\$43,391,879	\$0	\$43,391,879

## DOD Marine Corps --

**\*FY2016\***

Locality	Group Name	Common Name	Scientific Name	Population	General Expenditures	Land Expenditures	Grand Total
Domestic	Mammals	Bat, Hawaiian hoary	Lasiurus cinereus semotus	Wherever found	\$500	\$0	\$500
		Bat, Northern long-eared	Myotis septentrionalis	Wherever found	\$50,000	\$0	\$50,000
		Kangaroo rat, Stephens'	Dipodomys stephensi (incl. D. cascus)	Wherever found	\$261,000	\$0	\$261,000
		Manatee, West Indian	Trichechus manatus	Wherever found	\$5,000	\$0	\$5,000
		Mouse, Pacific pocket	Perognathus longimembris pacificus	Wherever found	\$333,000	\$0	\$333,000
		Pronghorn, Sonoran	Antilocapra americana sonoriensis	U.S.A. (AZ), Mexico	\$91,500	\$0	\$91,500
		Seal, Hawaiian monk	Monachus schauinslandi	Wherever found	\$1,000	\$0	\$1,000
	Mammals subtotal				\$742,000	\$0	\$742,000
	Birds	Coot, Hawaiian	Fulica americana alai	Wherever found	\$25,000	\$0	\$25,000
		Duck, Hawaiian (=koloa)	Anas wyvilliana	Wherever found	\$25,000	\$0	\$25,000
		elepaio, Oahu	Chasiempis ibidis	Wherever found	\$200	\$0	\$200
		Flycatcher, southwestern willow	Empidonax traillii extimus	Wherever found	\$228,500	\$0	\$228,500
		gallinule, Hawaiian common	Gallinula galeata sandvicensis	Wherever found	\$25,000	\$0	\$25,000
		Plover, western snowy	Charadrius alexandrinus nivosus	Pacific Coast population DPS-U.S.A. (CA, OR, WA), Mexico (within 50 miles of Pacific coast)	\$297,000	\$0	\$297,000
		Stilt, Hawaiian	Himantopus mexicanus knudseni	Wherever found	\$75,000	\$0	\$75,000
		Stork, wood	Mycteria americana	AL, FL, GA, MS, NC, SC	\$37,000	\$0	\$37,000

Locality	Group Name	Common Name	Scientific Name	Population	General Expenditures	Land Expenditures	Grand Total
		Tern, California least	<i>Sterna antillarum browni</i>	Wherever found	\$348,000	\$0	\$348,000
		Vireo, least Bell's	<i>Vireo bellii pusillus</i>	Wherever found	\$297,000	\$0	\$297,000
		Woodpecker, red-cockaded	<i>Picoides borealis</i>	Wherever found	\$267,500	\$0	\$267,500
	Birds subtotal				\$1,625,200	\$0	\$1,625,200
	Reptiles	Alligator, American	<i>Alligator mississippiensis</i>	Wherever found	\$10,000	\$0	\$10,000
		Sea turtle, green	<i>Chelonia mydas</i>	Central North Pacific DPS	\$1,000	\$0	\$1,000
		Sea turtle, loggerhead	<i>Caretta caretta</i>	Northwest Atlantic Ocean DPS	\$157,000	\$0	\$157,000
		Tortoise, desert	<i>Gopherus agassizii</i>	AZ south and east of Colorado R., and Mexico, when found outside of Mexico or said range in AZ	\$61,000	\$0	\$61,000
		Tortoise, desert	<i>Gopherus agassizii</i>	Wherever found, except AZ south and east of Colorado R., and Mexico	\$8,635,000	\$0	\$8,635,000
		Tortoise, gopher	<i>Gopherus polyphemus</i>	West of Mobile and Tombigbee Rivers	\$20,000	\$0	\$20,000
	Reptiles subtotal				\$8,884,000	\$0	\$8,884,000
	Amphibians	Salamander, frosted flatwoods	<i>Ambystoma cingulatum</i>	Wherever found	\$11,000	\$0	\$11,000
		Toad, arroyo (=arroyo southwestern)	<i>Anaxyrus californicus</i>	Wherever found	\$230,000	\$0	\$230,000
	Amphibians subtotal				\$241,000	\$0	\$241,000
	Fishes	Goby, tidewater	<i>Eucyclogobius newberryi</i>	Wherever found	\$47,000	\$0	\$47,000
	Fishes subtotal				\$47,000	\$0	\$47,000

Locality	Group Name	Common Name	Scientific Name	Population	General Expenditures	Land Expenditures	Grand Total
	Crustaceans	Fairy shrimp, San Diego	Branchinecta sandiegonensis	Wherever found	\$3,500	\$0	\$3,500
	Crustaceans subtotal				\$3,500	\$0	\$3,500
	Flowering Plants	Baccharis, Encinitas	Baccharis vanessae	Wherever found	\$96,000	\$0	\$96,000
		Button-celery, San Diego	Eryngium aristulatum var. parishii	Wherever found	\$3,500	\$0	\$3,500
		Harperella	Ptilimnium nodosum	Wherever found	\$1,500	\$0	\$1,500
		Manzanita, Del Mar	Arctostaphylos glandulosa ssp. crassifolia	Wherever found	\$97,000	\$0	\$97,000
		Mesa-mint, San Diego	Pogogyne abramsii	Wherever found	\$3,500	\$0	\$3,500
		Navarretia, spreading	Navarretia fossalis	Wherever found	\$3,500	\$0	\$3,500
		Ohai	Sesbania tomentosa	Wherever found	\$500	\$0	\$500
		Orcutt grass, California	Orcuttia californica	Wherever found	\$3,500	\$0	\$3,500
		Pogonia, small whorled	Isotria medeoloides	Wherever found	\$22,500	\$0	\$22,500
		Pondberry	Lindera melissifolia	Wherever found	\$14,000	\$0	\$14,000
	Flowering Plants subtotal				\$245,500	\$0	\$245,500
Domestic subtotal					\$11,788,200	\$0	\$11,788,200
Total					\$11,788,200	\$0	\$11,788,200

**DOD Navy --**  
**\*FY2016\***

Locality	Group Name	Common Name	Scientific Name	Population	General Expenditures	Land Expenditures	Grand Total
Domestic	Mammals	Bat, Hawaiian hoary	Lasiurus cinereus semotus	Wherever found	\$24,749	\$0	\$24,749
		Bat, Indiana	Myotis sodalis	Wherever found	\$1,357	\$0	\$1,357
		Bat, Mariana fruit (=Mariana flying fox)	Pteropus mariannus mariannus	Wherever found	\$159,344	\$0	\$159,344
		Bat, Northern long-eared	Myotis septentrionalis	Wherever found	\$97,321	\$0	\$97,321
		Bear, polar	Ursus maritimus	Wherever found	\$33,133	\$0	\$33,133
		Jaguarundi, Gulf Coast	Herpailurus (=Felis) yagouaroundi caocomitli	Wherever found	\$544	\$0	\$544
		Kangaroo rat, Fresno	Dipodomys nitratoides exilis	Wherever found	\$26,248	\$0	\$26,248
		Kangaroo rat, Stephens'	Dipodomys stephensi (incl. D. cascus)	Wherever found	\$110,911	\$0	\$110,911
		Lynx, Canada	Lynx canadensis	Contiguous U.S. DPS	\$21,356	\$0	\$21,356
		Manatee, West Indian	Trichechus manatus	Wherever found	\$76,756	\$0	\$76,756
		Mouse, Choctawhatchee beach	Peromyscus polionotus allophrys	Wherever found	\$938	\$0	\$938
		Ocelot	Leopardus (=Felis) pardalis	wherever found	\$544	\$0	\$544
		Otter, Northern Sea	Enhydra lutris kenyoni	Southwest Alaska DPS	\$60,016	\$0	\$60,016
		Otter, southern sea	Enhydra lutris nereis	Wherever found	\$82,790	\$0	\$82,790
		Rabbit, Lower Keys marsh	Sylvilagus palustris hefneri	Wherever found	\$64,844	\$0	\$64,844
		Sea lion, Steller	Eumetopias jubatus	Western DPS	\$19,599	\$0	\$19,599
		Seal, Guadalupe fur	Arctocephalus townsendi	Wherever found	\$18,150	\$0	\$18,150
		Seal, Hawaiian monk	Monachus schauinslandi	Wherever found	\$88,333	\$0	\$88,333

Locality	Group Name	Common Name	Scientific Name	Population	General Expenditures	Land Expenditures	Grand Total
		Shrew, Buena Vista Lake ornate	Sorex ornatus relictus	Wherever found	\$201	\$0	\$201
		whale, beluga	Delphinapterus leucas	Cook Inlet DPS	\$17,504	\$0	\$17,504
		Whale, blue	Balaenoptera musculus	Wherever found	\$1,805,681	\$0	\$1,805,681
		Whale, bowhead	Balaena mysticetus	Wherever found	\$559,259	\$0	\$559,259
		whale, false killer	Pseudorca crassidens	Main Hawaiian Islands Insular DPS	\$428,275	\$0	\$428,275
		Whale, finback	Balaenoptera physalus	Wherever found	\$1,792,760	\$0	\$1,792,760
		Whale, gray	Eschrichtius robustus	Western North Pacific DPS	\$400,197	\$0	\$400,197
		Whale, humpback	Megaptera novaeangliae	Wherever found	\$1,896,629	\$0	\$1,896,629
		Whale, killer	Orcinus orca	Southern Resident DPS	\$1,078,706	\$0	\$1,078,706
		Whale, North Atlantic Right	Eubalaena glacialis	Wherever found	\$1,224,197	\$0	\$1,224,197
		Whale, North Pacific Right	Eubalaena japonica	Wherever found	\$426,092	\$0	\$426,092
		Whale, Sei	Balaenoptera borealis	Wherever found	\$539,257	\$0	\$539,257
		Whale, sperm	Physeter catodon (=macrocephalus)	Wherever found	\$911,921	\$0	\$911,921
	Mammals subtotal				\$11,967,612	\$0	\$11,967,612
	Birds	Albatross, short-tailed	Phoebastria (=Diomedea) albatrus	Wherever found	\$7,881	\$0	\$7,881
		Coot, Hawaiian	Fulica americana alai	Wherever found	\$112,173	\$0	\$112,173
		Crow, Mariana (=aga)	Corvus kubaryi	Wherever found	\$96,240	\$0	\$96,240
		Duck, Hawaiian (=koloa)	Anas wyvilliana	Wherever found	\$100,917	\$0	\$100,917
		Eider, spectacled	Somateria fischeri	Wherever found	\$15,622	\$0	\$15,622
		Eider, Steller's	Polysticta stelleri	AK breeding pop.	\$15,622	\$0	\$15,622
		elepaio, Oahu	Chasiempis ibidis	Wherever found	\$574	\$0	\$574

Locality	Group Name	Common Name	Scientific Name	Population	General Expenditures	Land Expenditures	Grand Total
		falcon, northern aplomado	Falco femoralis septentrionalis	Wherever found, except where listed as an experimental population	\$544	\$0	\$544
		Flycatcher, southwestern willow	Empidonax traillii extimus	Wherever found	\$30,238	\$0	\$30,238
		gallinule, Hawaiian common	Gallinula galeata sandvicensis	Wherever found	\$110,690	\$0	\$110,690
		Gnatcatcher, coastal California	Polioptila californica californica	Wherever found	\$292,788	\$0	\$292,788
		Goose, Hawaiian	Branta (=Nesochen) sandvicensis	Wherever found	\$24,011	\$0	\$24,011
		Kingfisher, Guam	Todiramphus cinnamominus	Wherever found	\$98,834	\$0	\$98,834
		Knot, red	Calidris canutus rufa	Wherever found	\$15,888	\$0	\$15,888
		Megapode, Micronesian	Megapodius laperouse	Wherever found	\$427	\$0	\$427
		Moorhen, Mariana common	Gallinula chloropus guami	Wherever found	\$28,276	\$0	\$28,276
		Murrelet, marbled	Brachyramphus marmoratus	U.S.A. (CA, OR, WA)	\$73,526	\$0	\$73,526
		Owl, Mexican spotted	Strix occidentalis lucida	Wherever found	\$9,974	\$0	\$9,974
		petrel, Hawaiian	Pterodroma sandwichensis	Wherever found	\$23,848	\$0	\$23,848
		Plover, piping	Charadrius melodus	[Atlantic Coast and Northern Great Plains populations] - Wherever found, except those areas where listed as endangered.	\$8,798	\$0	\$8,798
		Plover, western snowy	Charadrius alexandrinus nivosus	Pacific Coast population DPS-U.S.A. (CA, OR, WA), Mexico (within 50 miles of Pacific coast)	\$677,486	\$0	\$677,486

Locality	Group Name	Common Name	Scientific Name	Population	General Expenditures	Land Expenditures	Grand Total
		Rail, Guam	Rallus owstoni	Wherever found, except where listed as an experimental population	\$29,292	\$0	\$29,292
		Rail, light-footed clapper	Rallus longirostris levipes	Wherever found	\$142,556	\$0	\$142,556
		Shearwater, Newell's Townsend's	Puffinus auricularis newelli	Wherever found	\$25,128	\$0	\$25,128
		Shrike, San Clemente loggerhead	Lanius ludovicianus mearnsi	Wherever found	\$1,933,056	\$0	\$1,933,056
		Sparrow, San Clemente sage	Amphispiza belli clementeae	Wherever found	\$587,249	\$0	\$587,249
		Stilt, Hawaiian	Himantopus mexicanus knudseni	Wherever found	\$108,501	\$0	\$108,501
		Stork, wood	Mycteria americana	AL, FL, GA, MS, NC, SC	\$3,224	\$0	\$3,224
		Swiftlet, Mariana gray	Aerodramus vanikorensis bartschi	Wherever found	\$108,292	\$0	\$108,292
		Tern, California least	Sterna antillarum browni	Wherever found	\$730,085	\$0	\$730,085
		Tern, least	Sterna antillarum	interior pop.	\$1,448	\$0	\$1,448
		Tern, roseate	Sterna dougallii dougallii	Western Hemisphere except NE U.S.	\$19,776	\$0	\$19,776
		Towhee, Inyo California	Pipilo crissalis eremophilus	Wherever found	\$147,954	\$0	\$147,954
		Vireo, least Bell's	Vireo bellii pusillus	Wherever found	\$193,719	\$0	\$193,719
		Warbler (=wood), Bachman's	Vermivora bachmanii	Wherever found	\$347	\$0	\$347
		Woodpecker, ivory-billed	Campephilus principalis	Wherever found	\$347	\$0	\$347
		Woodpecker, red-cockaded	Picoides borealis	Wherever found	\$2,143	\$0	\$2,143
	Birds subtotal				\$5,777,474	\$0	\$5,777,474
	Reptiles	Alligator, American	Alligator mississippiensis	Wherever found	\$30,856	\$0	\$30,856
		Crocodile, American	Crocodylus acutus	U.S.A. (FL)	\$12,577	\$0	\$12,577
		Sea turtle, green	Chelonia mydas	Central North Pacific DPS	\$99,594	\$0	\$99,594



Locality	Group Name	Common Name	Scientific Name	Population	General Expenditures	Land Expenditures	Grand Total
		Sea turtle, green	Chelonia mydas	Central South Pacific DPS	\$3,630	\$0	\$3,630
		Sea turtle, green	Chelonia mydas	Central West Pacific DPS	\$103,630	\$0	\$103,630
		Sea turtle, green	Chelonia mydas	East Pacific DPS	\$3,630	\$0	\$3,630
		Sea turtle, green	Chelonia mydas	North Atlantic DPS	\$214,556	\$0	\$214,556
		Sea turtle, hawksbill	Eretmochelys imbricata	Wherever found	\$325,801	\$0	\$325,801
		Sea turtle, Kemp's ridley	Lepidochelys kempii	Wherever found	\$172,641	\$0	\$172,641
		Sea turtle, leatherback	Dermochelys coriacea	Wherever found	\$176,751	\$0	\$176,751
		Sea turtle, loggerhead	Caretta caretta	North Pacific Ocean DPS	\$4,538	\$0	\$4,538
		Sea turtle, loggerhead	Caretta caretta	Northwest Atlantic Ocean DPS	\$160,179	\$0	\$160,179
		Sea turtle, olive ridley	Lepidochelys olivacea	Wherever found, except when listed as endangered under 50 CFR 224.101	\$42,119	\$0	\$42,119
		Skink, sand	Neoseps reynoldsi	Wherever found	\$583	\$0	\$583
		Snake, eastern indigo	Drymarchon corais couperi	Wherever found	\$4,381	\$0	\$4,381
		Snake, giant garter	Thamnophis gigas	Wherever found	\$1,717	\$0	\$1,717
		Tortoise, desert	Gopherus agassizii	Wherever found, except AZ south and east of Colorado R., and Mexico	\$273,189	\$0	\$273,189
		Turtle, ringed map	Graptemys oculifera	Wherever found	\$10,023	\$0	\$10,023
	Reptiles subtotal				\$1,640,395	\$0	\$1,640,395
	Amphibians	Frog, California red-legged	Rana draytonii	Wherever found	\$22,563	\$0	\$22,563
		salamander, Reticulated flatwoods	Ambystoma bishopi	Wherever found	\$5,804	\$0	\$5,804

Locality	Group Name	Common Name	Scientific Name	Population	General Expenditures	Land Expenditures	Grand Total
		Toad, arroyo (=arroyo southwestern)	Anaxyrus californicus	Wherever found	\$235,047	\$0	\$235,047
	Amphibians subtotal				\$263,414	\$0	\$263,414
	Fishes	Bocaccio	Sebastes paucispinis	Puget Sound - Georgia Basin DPS	\$32,976	\$0	\$32,976
		Chub, Hutton tui	Gila bicolor ssp.	Wherever found	\$15,240	\$0	\$15,240
		Eulachon	Thaleichthys pacificus	Southern DPS	\$646	\$0	\$646
		Goby, tidewater	Eucyclogobius newberryi	Wherever found	\$273	\$0	\$273
		rockfish, canary	Sebastes pinniger	Puget Sound - Georgia Basin DPS	\$33,034	\$0	\$33,034
		rockfish, yelloweye	Sebastes ruberrimus	Puget Sound - Georgia Basin DPS	\$33,054	\$0	\$33,054
		Salmon, Atlantic	Salmo salar	Gulf of Maine DPS	\$25,783	\$0	\$25,783
		Salmon, Chinook	Oncorhynchus (=Salmo) tshawytscha	California Coastal ESU	\$72	\$0	\$72
		Salmon, Chinook	Oncorhynchus (=Salmo) tshawytscha	Central Valley spring-run ESU	\$72	\$0	\$72
		Salmon, Chinook	Oncorhynchus (=Salmo) tshawytscha	Lower Columbia River ESU	\$72	\$0	\$72
		Salmon, Chinook	Oncorhynchus (=Salmo) tshawytscha	Puget Sound ESU	\$75,721	\$0	\$75,721
		Salmon, Chinook	Oncorhynchus (=Salmo) tshawytscha	Sacramento River winter-run ESU	\$72	\$0	\$72
		Salmon, Chinook	Oncorhynchus (=Salmo) tshawytscha	Snake River fall-run ESU	\$72	\$0	\$72
		Salmon, Chinook	Oncorhynchus (=Salmo) tshawytscha	Snake River spring/summer-run ESU	\$72	\$0	\$72
		Salmon, Chinook	Oncorhynchus (=Salmo) tshawytscha	Upper Columbia spring-run ESU	\$72	\$0	\$72
		Salmon, Chinook	Oncorhynchus (=Salmo) tshawytscha	Upper Willamette River ESU	\$72	\$0	\$72

Locality	Group Name	Common Name	Scientific Name	Population	General Expenditures	Land Expenditures	Grand Total
		Salmon, chum	Oncorhynchus keta	Columbia River ESU	\$323	\$0	\$323
		Salmon, chum	Oncorhynchus keta	Hood Canal summer-run ESU	\$16,701	\$0	\$16,701
		Salmon, coho	Oncorhynchus (=Salmo) kisutch	Central California Coast ESU	\$161	\$0	\$161
		Salmon, coho	Oncorhynchus (=Salmo) kisutch	Lower Columbia River ESU	\$161	\$0	\$161
		Salmon, coho	Oncorhynchus (=Salmo) kisutch	Oregon Coast ESU	\$162	\$0	\$162
		Salmon, coho	Oncorhynchus (=Salmo) kisutch	Southern Oregon - Northern California Coast ESU	\$162	\$0	\$162
		Salmon, sockeye	Oncorhynchus (=Salmo) nerka	Ozette Lake ESU	\$323	\$0	\$323
		Salmon, sockeye	Oncorhynchus (=Salmo) nerka	Snake River ESU	\$323	\$0	\$323
		Sawfish, smalltooth	Pristis pectinata	US DPS - Smalltooth sawfish originating from U.S. waters.	\$44,259	\$0	\$44,259
		Shark, Scalloped Hammerhead	Sphyrna lewini	Central and Southwest Atlantic DPS	\$216	\$0	\$216
		Shark, Scalloped Hammerhead	Sphyrna lewini	Eastern Pacific DPS	\$3,944	\$0	\$3,944
		Shark, Scalloped Hammerhead	Sphyrna lewini	Indo-West Pacific DPS	\$215	\$0	\$215
		Steelhead	Oncorhynchus (=Salmo) mykiss	California Central Valley DPS	\$59	\$0	\$59
		Steelhead	Oncorhynchus (=Salmo) mykiss	Central California Coast DPS	\$59	\$0	\$59
		Steelhead	Oncorhynchus (=Salmo) mykiss	Lower Columbia River DPS	\$59	\$0	\$59
		Steelhead	Oncorhynchus (=Salmo) mykiss	Middle Columbia River DPS	\$59	\$0	\$59

Locality	Group Name	Common Name	Scientific Name	Population	General Expenditures	Land Expenditures	Grand Total
		Steelhead	Oncorhynchus (=Salmo) mykiss	Northern California DPS	\$59	\$0	\$59
		Steelhead	Oncorhynchus (=Salmo) mykiss	Puget Sound DPS	\$89,758	\$0	\$89,758
		Steelhead	Oncorhynchus (=Salmo) mykiss	Snake River Basin DPS	\$59	\$0	\$59
		Steelhead	Oncorhynchus (=Salmo) mykiss	South-Central California Coast DPS	\$59	\$0	\$59
		Steelhead	Oncorhynchus (=Salmo) mykiss	Southern California DPS	\$58	\$0	\$58
		Steelhead	Oncorhynchus (=Salmo) mykiss	Upper Columbia River DPS	\$58	\$0	\$58
		Steelhead	Oncorhynchus (=Salmo) mykiss	Upper Willamette River DPS	\$58	\$0	\$58
		Sturgeon (Gulf subspecies), Atlantic	Acipenser oxyrinchus (=oxyrinchus) desotoi	Wherever found	\$8,628	\$0	\$8,628
		Sturgeon, Atlantic	Acipenser oxyrinchus oxyrinchus	Carolina DPS	\$38,437	\$0	\$38,437
		Sturgeon, Atlantic	Acipenser oxyrinchus oxyrinchus	Chesapeake Bay DPS	\$153,749	\$0	\$153,749
		Sturgeon, Atlantic	Acipenser oxyrinchus oxyrinchus	Gulf of Maine DPS	\$7,688	\$0	\$7,688
		Sturgeon, Atlantic	Acipenser oxyrinchus oxyrinchus	New York Bight DPS	\$163,252	\$0	\$163,252
		Sturgeon, Atlantic	Acipenser oxyrinchus oxyrinchus	South Atlantic DPS	\$30,750	\$0	\$30,750
		sturgeon, green	Acipenser medirostris	Southern DPS	\$1,112	\$0	\$1,112
		Sturgeon, shortnose	Acipenser brevirostrum	Wherever found	\$8,959	\$0	\$8,959
		Trout, bull	Salvelinus confluentus	U.S.A., conterminous, lower 48 states	\$118,255	\$0	\$118,255
	Fishes subtotal				\$905,428	\$0	\$905,428
	Clams	Heelsplitter, Alabama (=inflated)	Potamilus inflatus	Wherever found	\$3,334	\$0	\$3,334
	Clams subtotal				\$3,334	\$0	\$3,334
	Snails	Abalone, Black	Haliotis cracherodii	Wherever found	\$393,206	\$0	\$393,206

Locality	Group Name	Common Name	Scientific Name	Population	General Expenditures	Land Expenditures	Grand Total
		Abalone, White	<i>Haliotis sorenseni</i>	North America (West Coast from Point Conception, CA, U.S.A., to Punta Abreojos, Baja California, Mexico)	\$117,860	\$0	\$117,860
		Snail, fragile tree	<i>Samoana fragilis</i>	Wherever found	\$4,354	\$0	\$4,354
		Snail, Guam tree	<i>Partula radiolata</i>	Wherever found	\$4,354	\$0	\$4,354
		Snail, Humped tree	<i>Partula gibba</i>	Wherever found	\$3,789	\$0	\$3,789
		Snails, Oahu tree	<i>Achatinella</i> spp.	Wherever found	\$3,701	\$0	\$3,701
	Snails subtotal				\$527,264	\$0	\$527,264
	Insects	Butterfly, Mariana eight-spot	<i>Hypolimnas octocula marianensis</i>	Wherever found	\$6,173	\$0	\$6,173
		Butterfly, Mariana wandering	<i>Vagrans egistina</i>	Wherever found	\$14,360	\$0	\$14,360
		Butterfly, Palos Verdes blue	<i>Glaucopsyche lygdamus palosverdesensis</i>	Wherever found	\$73,072	\$0	\$73,072
		Butterfly, Quino checkerspot	<i>Euphydryas editha quino</i> (=E. e. wrighti)	Wherever found	\$179,529	\$0	\$179,529
		Butterfly, Smith's blue	<i>Euphilotes enoptes smithi</i>	Wherever found	\$34,986	\$0	\$34,986
		Checkerspot, Taylor's (=whulge)	<i>Euphydryas editha taylori</i>	Wherever found	\$533	\$0	\$533
		fly, Hawaiian picture-wing	<i>Drosophila musaphilia</i>	Wherever found	\$14,735	\$0	\$14,735
		Fly, Hawaiian picture-wing	<i>Drosophila sharpi</i>	Wherever found	\$14,870	\$0	\$14,870
	Insects subtotal				\$338,258	\$0	\$338,258
	Crustaceans	Fairy shrimp, San Diego	<i>Branchinecta sandiegonensis</i>	Wherever found	\$47,772	\$0	\$47,772
		Fairy shrimp, vernal pool	<i>Branchinecta lynchi</i>	Wherever found	\$200	\$0	\$200
		Tadpole shrimp, vernal pool	<i>Lepidurus packardi</i>	Wherever found	\$200	\$0	\$200

Locality	Group Name	Common Name	Scientific Name	Population	General Expenditures	Land Expenditures	Grand Total
	Crustaceans subtotal				\$48,172	\$0	\$48,172
	Corals	Coral, elkhorn	Acropora palmata	Wherever found	\$5,240	\$0	\$5,240
		Coral, Lobed Star	Orbicella annularis	Wherever found	\$646	\$0	\$646
		Coral, Mountainous Star	Orbicella faveolata	Wherever found	\$646	\$0	\$646
		Coral, Pillar	Dendrogyra cylindricus	Wherever found	\$646	\$0	\$646
		Coral, Rough Cactus	Mycetophyllia ferox	Wherever found	\$646	\$0	\$646
		Coral, staghorn	Acropora cervicornis	Wherever found	\$5,240	\$0	\$5,240
		No common name	Acropora globiceps	Wherever found	\$4,040	\$0	\$4,040
		No common name	Acropora retusa	Wherever found	\$4,022	\$0	\$4,022
		No common name	Pavona diffluens	Wherever found	\$424	\$0	\$424
		No common name	Seriatopora aculeata	Wherever found	\$3,960	\$0	\$3,960
	Corals subtotal				\$25,510	\$0	\$25,510
	Flowering Plants	Alani	Melicope christophersenii	Wherever found	\$1,321	\$0	\$1,321
		Alani	Melicope saint-johnii	Wherever found	\$1,321	\$0	\$1,321
		Ambrosia, south Texas	Ambrosia cheiranthifolia	Wherever found	\$377	\$0	\$377
		Aplokating-palaoan	Psychotria malaspiniae	Wherever found	\$2,145	\$0	\$2,145
		Beaked-rush, Knieskern's	Rhynchospora knieskernii	Wherever found	\$263	\$0	\$263
		Bird's-beak, salt marsh	Cordylanthus maritimus ssp. maritimus	Wherever found	\$63,418	\$0	\$63,418
		Bush-mallow, San Clemente Island	Malacothamnus clementinus	Wherever found	\$371,970	\$0	\$371,970
		Button-celery, San Diego	Eryngium aristulatum var. parishii	Wherever found	\$32,386	\$0	\$32,386
		Cactus, black lace	Echinocereus reichenbachii var. albertii	Wherever found	\$376	\$0	\$376

Locality	Group Name	Common Name	Scientific Name	Population	General Expenditures	Land Expenditures	Grand Total
		Cactus, Key tree	<i>Pilosocereus robinii</i>	Wherever found	\$348	\$0	\$348
		Gilia, Monterey	<i>Gilia tenuiflora</i> ssp. <i>arenaria</i>	Wherever found	\$14,881	\$0	\$14,881
		Haha	<i>Cyanea calycina</i>	Wherever found	\$1,613	\$0	\$1,613
		Hala pepe	<i>Pleomele forbesii</i>	Wherever found	\$1,613	\$0	\$1,613
		halomtano, Berenghenas	<i>Solanum guamense</i>	Wherever found	\$2,145	\$0	\$2,145
		halumtano, Cebello	<i>Bulbophyllum guamense</i>	Wherever found	\$2,545	\$0	\$2,545
		Iagu, Hayun (=Guam), Tronkon guafi (Rota)	<i>Serianthes nelsonii</i>	Wherever found	\$21,002	\$0	\$21,002
		Iliau, dwarf	<i>Wilkesia hobdyi</i>	Wherever found	\$9,631	\$0	\$9,631
		Indian paintbrush, San Clemente Island	<i>Castilleja grisea</i>	Wherever found	\$99,042	\$0	\$99,042
		Ko`oloa`ula	<i>Abutilon menziesii</i>	Wherever found	\$4,209	\$0	\$4,209
		Kuahiwi laukahi	<i>Plantago princeps</i>	Wherever found	\$1,665	\$0	\$1,665
		Kulu`i	<i>Nototrichium humile</i>	Wherever found	\$1,762	\$0	\$1,762
		Larkspur, San Clemente Island	<i>Delphinium variegatum</i> ssp. <i>kinkiense</i>	Wherever found	\$100,090	\$0	\$100,090
		Lau`ehu	<i>Panicum niihauense</i>	Wherever found	\$63,844	\$0	\$63,844
		Lotus, San Clemente Island	<i>Acmispon dendroideus</i> var. <i>traskiae</i> (=Lotus d. ssp. <i>traskiae</i> )	Wherever found	\$99,934	\$0	\$99,934
		Mahoe	<i>Alectryon macrococcus</i>	Wherever found	\$1,762	\$0	\$1,762
		Mehamehame	<i>Flueggea neowawraea</i>	Wherever found	\$1,762	\$0	\$1,762
		Mesa-mint, San Diego	<i>Pogogyne abramsii</i>	Wherever found	\$32,386	\$0	\$32,386
		Nehe	<i>Lipochaeta lobata</i> var. <i>leptophylla</i>	Wherever found	\$1,762	\$0	\$1,762
		No common name	<i>Abutilon sandwicense</i>	Wherever found	\$1,762	\$0	\$1,762

Locality	Group Name	Common Name	Scientific Name	Population	General Expenditures	Land Expenditures	Grand Total
		No common name	Bonamia menziesii	Wherever found	\$1,762	\$0	\$1,762
		No common name	Dendrobium guamense	Wherever found	\$8,258	\$0	\$8,258
		No common name	Eugenia bryanii	Wherever found	\$2,451	\$0	\$2,451
		No common name	Kadua parvula	Wherever found	\$1,762	\$0	\$1,762
		No common name	Lobelia niihauensis	Wherever found	\$1,762	\$0	\$1,762
		No common name	Maesa walkeri	Wherever found	\$8,338	\$0	\$8,338
		No common name	Neraudia angulata	Wherever found	\$1,762	\$0	\$1,762
		No common name	Nervilia jacksoniae	Wherever found	\$8,258	\$0	\$8,258
		No common name	Phyllanthus saffordii	Wherever found	\$2,451	\$0	\$2,451
		No common name	Platydesma cornuta decurrens	Wherever found	\$1,762	\$0	\$1,762
		No common name	Schiedea hookeri	Wherever found	\$1,762	\$0	\$1,762
		No common name	Silene perlmanii	Wherever found	\$1,817	\$0	\$1,817
		No common name	Spermolepis hawaiiensis	Wherever found	\$12,991	\$0	\$12,991
		No common name	Tabernaemontana rotensis	Wherever found	\$2,451	\$0	\$2,451
		No common name	Tetramolopium lepidotum ssp. lepidotum	Wherever found	\$1,817	\$0	\$1,817
		No Common Name	Tinospora homosepala	Wherever found	\$2,451	\$0	\$2,451
		No common name	Tuberolabium guamense	Wherever found	\$8,258	\$0	\$8,258
		paintbrush, golden	Castilleja levisecta	Wherever found	\$2,827	\$0	\$2,827
		Pamakani	Viola chamissoniana ssp. chamissoniana	Wherever found	\$1,817	\$0	\$1,817
		Pink, swamp	Helonias bullata	Wherever found	\$264	\$0	\$264
		Piperia, Yadon's	Piperia yadonii	Wherever found	\$6,634	\$0	\$6,634
		Pu`uka`a	Cyperus trachysanthos	Wherever found	\$4,361	\$0	\$4,361



Locality	Group Name	Common Name	Scientific Name	Population	General Expenditures	Land Expenditures	Grand Total
		rock cress, Shale barren	<i>Arabis serotina</i>	Wherever found	\$23,363	\$0	\$23,363
		Rockcress, Santa Cruz Island	<i>Sibara filifolia</i>	Wherever found	\$97,134	\$0	\$97,134
		Rush-pea, slender	<i>Hoffmannseggia tenella</i>	Wherever found	\$376	\$0	\$376
		Spineflower, Monterey	<i>Chorizanthe pungens var. pungens</i>	Wherever found	\$14,881	\$0	\$14,881
		Spineflower, Orcutt's	<i>Chorizanthe orcuttiana</i>	Wherever found	\$158,146	\$0	\$158,146
		Spurge, Garber's	<i>Chamaesyce garberi</i>	Wherever found	\$115	\$0	\$115
		Ufa-halomtano	<i>Heritiera longipetiolata</i>	Wherever found	\$689	\$0	\$689
		Walnut (=Nogal), West Indian	<i>Juglans jamaicensis</i>	Wherever found	\$348	\$0	\$348
		Woodland-star, San Clemente Island	<i>Lithophragma maximum</i>	Wherever found	\$235,568	\$0	\$235,568
		`Akoko	<i>Euphorbia kuwaleana</i>	Wherever found	\$1,321	\$0	\$1,321
		`Akoko, Ewa Plains	<i>Euphorbia skottsbergii var. skottsbergii</i>	Wherever found	\$2,468	\$0	\$2,468
		`Anaunau	<i>Lepidium arbuscula</i>	Wherever found	\$1,321	\$0	\$1,321
	Flowering Plants subtotal				\$1,559,081	\$0	\$1,559,081
	Conifers and Cycads	Fadang	<i>Cycas micronesica</i>	Wherever found	\$50,759	\$0	\$50,759
	Conifers and Cycads subtotal				\$50,759	\$0	\$50,759
	Ferns and Allies	Ihì'ihì	<i>Marsilea villosa</i>	Wherever found	\$4,277	\$0	\$4,277
		No common name	<i>Asplenium unisorum</i>	Wherever found	\$1,762	\$0	\$1,762
	Ferns and Allies subtotal				\$6,039	\$0	\$6,039
Domestic subtotal					\$23,112,740	\$0	\$23,112,740
Foreign	Mammals	Hutia, Cabrera's	<i>Capromys angelcabrerai</i>	Wherever found	\$348	\$0	\$348

Locality	Group Name	Common Name	Scientific Name	Population	General Expenditures	Land Expenditures	Grand Total
		Hutia, dwarf	Capromys nana	Wherever found	\$348	\$0	\$348
		Hutia, large-eared	Capromys auritus	Wherever found	\$348	\$0	\$348
		Solenodon, Cuban	Solenodon cubanus	Wherever found	\$348	\$0	\$348
	Mammals subtotal				\$1,392	\$0	\$1,392
	Birds	Kite, Cuba hook-billed	Chondrohierax uncinatus wilsonii	Wherever found	\$347	\$0	\$347
		Parrot, Bahaman or Cuban	Amazona leucocephala	Wherever found	\$347	\$0	\$347
		petrel, Bermuda	Pterodroma cahow	Wherever found	\$19,075	\$0	\$19,075
	Birds subtotal				\$19,769	\$0	\$19,769
	Reptiles	Crocodile, Cuban	Crocodylus rhombifer	Wherever found	\$348	\$0	\$348
		Iguana, Cuban ground	Cyclura nubila nubila	(Cyclura nubila nubila)	\$348	\$0	\$348
		Sea turtle, loggerhead	Caretta caretta	North Indian Ocean DPS	\$4,537	\$0	\$4,537
		Sea turtle, loggerhead	Caretta caretta	South Pacific Ocean DPS	\$4,537	\$0	\$4,537
	Reptiles subtotal				\$9,770	\$0	\$9,770
Foreign subtotal					\$30,931	\$0	\$30,931
Domestic	Multi-Species				\$479,745	\$0	\$479,745
	Multi-Species subtotal				\$479,745	\$0	\$479,745
Domestic subtotal					\$479,745	\$0	\$479,745
Total					\$23,623,416	\$0	\$23,623,416

## DOD Army Corps of Engineers --

**\*FY2016\***

Locality	Group Name	Common Name	Scientific Name	Population	General Expenditures	Land Expenditures	Grand Total
Domestic	Mammals	bat, Florida bonneted	Eumops floridanus	Wherever found	\$141,000	\$0	\$141,000
		Bat, gray	Myotis grisescens	Wherever found	\$216,108	\$0	\$216,108
		Bat, Hawaiian hoary	Lasiurus cinereus semotus	Wherever found	\$5,940	\$0	\$5,940
		Bat, Indiana	Myotis sodalis	Wherever found	\$1,668,798	\$0	\$1,668,798
		Bat, lesser long-nosed	Leptonycteris curasoae yerbabuena	Wherever found	\$2,318	\$0	\$2,318
		Bat, Mexican long-nosed	Leptonycteris nivalis	Wherever found	\$250	\$0	\$250
		Bat, Northern long-eared	Myotis septentrionalis	Wherever found	\$1,305,687	\$0	\$1,305,687
		Bat, Ozark big-eared	Corynorhinus (=Plecotus) townsendii ingens	Wherever found	\$2,880	\$0	\$2,880
		Bat, Virginia big-eared	Corynorhinus (=Plecotus) townsendii virginianus	Wherever found	\$3,952	\$0	\$3,952
		Bear, American black	Ursus americanus	County range of LA b.beaf	\$11,523	\$0	\$11,523
		Bear, Louisiana black	Ursus americanus luteolus	Wherever found	\$187,865	\$0	\$187,865
		Bear, polar	Ursus maritimus	Wherever found	\$61,922	\$0	\$61,922
		Deer, Columbian white-tailed	Odocoileus virginianus leucurus	Columbia River DPS	\$124	\$0	\$124
		Deer, key	Odocoileus virginianus clavium	Wherever found	\$1,900	\$0	\$1,900
		Ferret, black-footed	Mustela nigripes	U.S.A. (WY and specified portions of AZ, CO, MT, SD, and UT, see 17.84(g)(9))	\$3,000	\$0	\$3,000
		Fox, San Joaquin kit	Vulpes macrotis mutica	wherever found	\$57,213	\$0	\$57,213

Locality	Group Name	Common Name	Scientific Name	Population	General Expenditures	Land Expenditures	Grand Total
		Jaguar	<i>Panthera onca</i>	Wherever found	\$2,318	\$0	\$2,318
		Jaguarundi, Gulf Coast	<i>Herpailurus (=Felis) yagouaroundi cacomitli</i>	Wherever found	\$6,978	\$0	\$6,978
		Kangaroo rat, Fresno	<i>Dipodomys nitratooides exilis</i>	Wherever found	\$7,054	\$0	\$7,054
		Kangaroo rat, giant	<i>Dipodomys ingens</i>	Wherever found	\$1,600	\$0	\$1,600
		Kangaroo rat, San Bernardino Merriam's	<i>Dipodomys merriami parvus</i>	Wherever found	\$27,368	\$0	\$27,368
		Kangaroo rat, Stephens'	<i>Dipodomys stephensi (incl. D. cascus)</i>	Wherever found	\$5,368	\$0	\$5,368
		Kangaroo rat, Tipton	<i>Dipodomys nitratooides nitratooides</i>	Wherever found	\$800	\$0	\$800
		Lynx, Canada	<i>Lynx canadensis</i>	Contiguous U.S. DPS	\$95,776	\$0	\$95,776
		Manatee, West Indian	<i>Trichechus manatus</i>	Wherever found	\$612,675	\$0	\$612,675
		Mouse, Alabama beach	<i>Peromyscus polionotus ammobates</i>	Wherever found	\$2,690	\$0	\$2,690
		Mouse, Anastasia Island beach	<i>Peromyscus polionotus phasma</i>	Wherever found	\$7,000	\$0	\$7,000
		Mouse, Key Largo cotton	<i>Peromyscus gossypinus allapaticola</i>	Wherever found	\$1,210	\$0	\$1,210
		Mouse, New Mexico meadow jumping	<i>Zapus hudsonius luteus</i>	Wherever found	\$80,867	\$0	\$80,867
		Mouse, Perdido Key beach	<i>Peromyscus polionotus trissyllepsis</i>	Wherever found	\$4,099	\$0	\$4,099
		Mouse, Preble's meadow jumping	<i>Zapus hudsonius preblei</i>	wherever found	\$4,989	\$0	\$4,989
		Mouse, salt marsh harvest	<i>Reithrodontomys raviventris</i>	wherever found	\$67,200	\$0	\$67,200
		Mouse, St. Andrew beach	<i>Peromyscus polionotus peninsularis</i>	Wherever found	\$1,500	\$0	\$1,500
		Ocelot	<i>Leopardus (=Felis) pardalis</i>	wherever found	\$6,978	\$0	\$6,978
		Otter, Northern Sea	<i>Enhydra lutris kenyonis</i>	Southwest Alaska DPS	\$60,020	\$0	\$60,020
		Otter, southern sea	<i>Enhydra lutris nereis</i>	Wherever found	\$14,000	\$0	\$14,000

Locality	Group Name	Common Name	Scientific Name	Population	General Expenditures	Land Expenditures	Grand Total
		Panther, Florida	Puma (=Felis) concolor coryi	Wherever found	\$40,700	\$0	\$40,700
		Puma (=cougar), eastern	Puma (=Felis) concolor cougar	Wherever found	\$1,413	\$0	\$1,413
		Rabbit, Columbia Basin Pygmy	Brachylagus idahoensis	Columbia Basin DPS	\$894	\$0	\$894
		Rabbit, Lower Keys marsh	Sylvilagus palustris hefneri	Wherever found	\$3,880	\$0	\$3,880
		Rabbit, riparian brush	Sylvilagus bachmani riparius	Wherever found	\$1,760	\$0	\$1,760
		Rice rat	Oryzomys palustris natator	lower FL Keys	\$4,010	\$0	\$4,010
		Sea lion, Steller	Eumetopias jubatus	Western DPS	\$126,830	\$0	\$126,830
		Seal, Hawaiian monk	Monachus schauinslandi	Wherever found	\$22,880	\$0	\$22,880
		Seal, Saimaa	Phoca hispida saimensis	Wherever found	\$3,332	\$0	\$3,332
		Sheep, Sierra Nevada bighorn	Ovis canadensis sierrae	Sierra Nevada	\$5,124	\$0	\$5,124
		Shrew, Buena Vista Lake ornate	Sorex ornatus relictus	Wherever found	\$1,413	\$0	\$1,413
		Squirrel, Delmarva Peninsula fox	Sciurus niger cinereus	Wherever found, except where listed as an experimental population	\$1,800	\$0	\$1,800
		whale, beluga	Delphinapterus leucas	Cook Inlet DPS	\$51,100	\$0	\$51,100
		Whale, blue	Balaenoptera musculus	Wherever found	\$7,495	\$0	\$7,495
		Whale, bowhead	Balaena mysticetus	Wherever found	\$3,332	\$0	\$3,332
		Whale, finback	Balaenoptera physalus	Wherever found	\$27,316	\$0	\$27,316
		Whale, humpback	Megaptera novaeangliae	Wherever found	\$152,835	\$0	\$152,835
		Whale, killer	Orcinus orca	Southern Resident DPS	\$62,979	\$0	\$62,979
		Whale, North Atlantic Right	Eubalaena glacialis	Wherever found	\$277,771	\$0	\$277,771
		Whale, North Pacific Right	Eubalaena japonica	Wherever found	\$6,897	\$0	\$6,897

Locality	Group Name	Common Name	Scientific Name	Population	General Expenditures	Land Expenditures	Grand Total
		Whale, Sei	Balaenoptera borealis	Wherever found	\$14,628	\$0	\$14,628
		Whale, sperm	Physeter catodon (=macrocephalus)	Wherever found	\$21,404	\$0	\$21,404
		Wolf, gray	Canis lupus	U.S.A.: All of AL, AR, CA, CO, CT, DE, FL, GA, IA, IN, IL, KS, KY, LA, MA, MD, ME, MI, MO, MS, NC, ND, NE, NH, NJ, NV, NY, OH, OK, PA, RI, SC, SD, TN, TX, VA, VT, WI, and WV; and portions of AZ, NM, OR, UT, and WA. Mexico.	\$32,347	\$0	\$32,347
		Woodrat, Key Largo	Neotoma floridana smalli	Wherever found	\$1,210	\$0	\$1,210
		Woodrat, riparian (=San Joaquin Valley)	Neotoma fuscipes riparia	Wherever found	\$1,760	\$0	\$1,760
	Mammals subtotal				\$5,556,080	\$0	\$5,556,080
	Birds	Akikiki	Oreomystis bairdi	Wherever found	\$960	\$0	\$960
		Albatross, short-tailed	Phoebastria (=Diomedea) albatrus	Wherever found	\$623	\$0	\$623
		Caracara, Audubon's crested	Polyborus plancus audubonii	FL pop.	\$154,130	\$0	\$154,130
		Condor, California	Gymnogyps californianus	U.S.A. only, except where listed as an experimental population	\$4,687	\$0	\$4,687
		Coot, Hawaiian	Fulica americana alai	Wherever found	\$3,960	\$0	\$3,960
		Crane, Mississippi sandhill	Grus canadensis pulla	Wherever found	\$8,619	\$0	\$8,619
		Crane, whooping	Grus americana	U.S.A (Southwestern Louisiana)	\$160	\$0	\$160

Locality	Group Name	Common Name	Scientific Name	Population	General Expenditures	Land Expenditures	Grand Total
		Crane, whooping	<i>Grus americana</i>	U.S.A. (AL, AR, CO, FL, GA, ID, IL, IN, IA, KY, LA, MI, MN, MS, MO, NC, NM, OH, SC, TN, UT, VA, WI, WV, western half of WY)	\$19,580	\$0	\$19,580
		Crane, whooping	<i>Grus americana</i>	U.S.A. (CO, ID, FL, NM, UT, and the western half of Wyoming)	\$22,100	\$0	\$22,100
		Crane, whooping	<i>Grus americana</i>	Wherever found, except where listed as an experimental population	\$33,680	\$0	\$33,680
		Cuckoo, yellow-billed	<i>Coccyzus americanus</i>	Western U.S. DPS	\$627,681	\$0	\$627,681
		Duck, Hawaiian (=koloa)	<i>Anas wyvilliana</i>	Wherever found	\$3,960	\$0	\$3,960
		Eider, spectacled	<i>Somateria fischeri</i>	Wherever found	\$69,014	\$0	\$69,014
		Eider, Steller's	<i>Polysticta stelleri</i>	AK breeding pop.	\$74,914	\$0	\$74,914
		elepaio, Oahu	<i>Chasiempis ibidis</i>	Wherever found	\$1,980	\$0	\$1,980
		Flycatcher, southwestern willow	<i>Empidonax traillii extimus</i>	Wherever found	\$1,331,512	\$0	\$1,331,512
		gallinule, Hawaiian common	<i>Gallinula galeata sandvicensis</i>	Wherever found	\$3,960	\$0	\$3,960
		Gnatcatcher, coastal California	<i>Polioptila californica californica</i>	Wherever found	\$55,750	\$0	\$55,750
		Horned lark, streaked	<i>Eremophila alpestris strigata</i>	Wherever found	\$256,571	\$0	\$256,571
		Kite, Everglade snail	<i>Rostrhamus sociabilis plumbeus</i>	Wherever found	\$722,823	\$0	\$722,823
		Knot, red	<i>Calidris canutus rufa</i>	Wherever found	\$293,636	\$0	\$293,636
		Murrelet, marbled	<i>Brachyramphus marmoratus</i>	U.S.A. (CA, OR, WA)	\$55,587	\$0	\$55,587
		Owl, Mexican spotted	<i>Strix occidentalis lucida</i>	Wherever found	\$7,918	\$0	\$7,918

Locality	Group Name	Common Name	Scientific Name	Population	General Expenditures	Land Expenditures	Grand Total
		Owl, northern spotted	<i>Strix occidentalis caurina</i>	Wherever found	\$14,539	\$0	\$14,539
		Pigeon, Puerto Rican plain	<i>Columba inornata wetmorei</i>	Wherever found	\$2,240	\$0	\$2,240
		Plover, piping	<i>Charadrius melodus</i>	[Atlantic Coast and Northern Great Plains populations] - Wherever found, except those areas where listed as endangered.	\$5,916,872	\$0	\$5,916,872
		Plover, piping	<i>Charadrius melodus</i>	[Great Lakes watershed DPS] - Great Lakes watershed in States of IL, IN, MI, MN, NY, OH, PA, and WI and Canada (Ont.)	\$448,422	\$0	\$448,422
		Plover, western snowy	<i>Charadrius alexandrinus nivosus</i>	Pacific Coast population DPS-U.S.A. (CA, OR, WA), Mexico (within 50 miles of Pacific coast)	\$241,035	\$0	\$241,035
		Prairie-chicken, lesser	<i>Tympanuchus pallidicinctus</i>	Wherever found	\$1,440	\$0	\$1,440
		Rail, California clapper	<i>Rallus longirostris obsoletus</i>	Wherever found	\$72,800	\$0	\$72,800
		Rail, light-footed clapper	<i>Rallus longirostris levipes</i>	Wherever found	\$12,566	\$0	\$12,566
		sage-grouse, Gunnison	<i>Centrocercus minimus</i>	Wherever found	\$2,400	\$0	\$2,400
		scrub-jay, Florida	<i>Aphelocoma coerulescens</i>	Wherever found	\$22,020	\$0	\$22,020
		Sparrow, Cape Sable seaside	<i>Ammodramus maritimus mirabilis</i>	Wherever found	\$242,427	\$0	\$242,427
		Sparrow, Florida grasshopper	<i>Ammodramus savannarum floridanus</i>	Wherever found	\$3,630	\$0	\$3,630
		Stilt, Hawaiian	<i>Himantopus mexicanus knudseni</i>	Wherever found	\$5,940	\$0	\$5,940
		Stork, wood	<i>Mycteria americana</i>	AL, FL, GA, MS, NC, SC	\$390,637	\$0	\$390,637
		Tern, California least	<i>Sterna antillarum browni</i>	Wherever found	\$54,760	\$0	\$54,760



Locality	Group Name	Common Name	Scientific Name	Population	General Expenditures	Land Expenditures	Grand Total
		Tern, least	<i>Sterna antillarum</i>	interior pop.	\$6,058,171	\$0	\$6,058,171
		Tern, roseate	<i>Sterna dougallii dougallii</i>	northeast U.S. nesting pop.	\$13,790	\$0	\$13,790
		Vireo, Black-capped	<i>Vireo atricapilla</i>	Wherever found	\$400	\$0	\$400
		Vireo, least Bell's	<i>Vireo bellii pusillus</i>	Wherever found	\$669,138	\$0	\$669,138
		Warbler (=wood), golden-cheeked	<i>Dendroica chrysoparia</i>	Wherever found	\$11,000	\$0	\$11,000
		Warbler, Kirtland's	<i>Setophaga kirtlandii</i> (= <i>Dendroica kirtlandii</i> )	Wherever found	\$17,596	\$0	\$17,596
		Woodpecker, red-cockaded	<i>Picoides borealis</i>	Wherever found	\$206,830	\$0	\$206,830
	Birds subtotal				\$18,162,458	\$0	\$18,162,458
	Reptiles	Alligator, American	<i>Alligator mississippiensis</i>	Wherever found	\$1,320	\$0	\$1,320
		Boa, Puerto Rican	<i>Epicrates inornatus</i>	Wherever found	\$4,330	\$0	\$4,330
		Boa, Virgin Islands free	<i>Epicrates monensis granti</i>	Wherever found	\$300	\$0	\$300
		Crocodile, American	<i>Crocodylus acutus</i>	U.S.A. (FL)	\$71,800	\$0	\$71,800
		gartersnake, northern Mexican	<i>Thamnophis eques megalops</i>	Wherever found	\$12,224	\$0	\$12,224
		Lizard, blunt-nosed leopard	<i>Gambelia silus</i>	Wherever found	\$12,221	\$0	\$12,221
		Sea turtle, green	<i>Chelonia mydas</i>	Central South Pacific DPS	\$21,838	\$0	\$21,838
		Sea turtle, green	<i>Chelonia mydas</i>	East Pacific DPS	\$27,995	\$0	\$27,995
		Sea turtle, green	<i>Chelonia mydas</i>	North Atlantic DPS	\$70,611	\$0	\$70,611
		Sea turtle, green	<i>Chelonia mydas</i>	South Atlantic DPS	\$457,089	\$0	\$457,089
		Sea turtle, hawksbill	<i>Eretmochelys imbricata</i>	Wherever found	\$440,087	\$0	\$440,087
		Sea turtle, Kemp's ridley	<i>Lepidochelys kempii</i>	Wherever found	\$611,646	\$0	\$611,646
		Sea turtle, leatherback	<i>Dermochelys coriacea</i>	Wherever found	\$421,122	\$0	\$421,122
		Sea turtle, loggerhead	<i>Caretta caretta</i>	North Pacific Ocean DPS	\$6,642	\$0	\$6,642

Locality	Group Name	Common Name	Scientific Name	Population	General Expenditures	Land Expenditures	Grand Total
		Sea turtle, loggerhead	Caretta caretta	Northwest Atlantic Ocean DPS	\$342,941	\$0	\$342,941
		Sea turtle, olive ridley	Lepidochelys olivacea	Wherever found, except when listed as endangered under 50 CFR 224.101	\$15,397	\$0	\$15,397
		Skink, bluetail mole	Eumeces egregius lividus	Wherever found	\$7,800	\$0	\$7,800
		Skink, sand	Neoseps reynoldsi	Wherever found	\$14,400	\$0	\$14,400
		Snake, Atlantic salt marsh	Nerodia clarkii taeniata	Wherever found	\$2,700	\$0	\$2,700
		Snake, black pine	Pituophis melanoleucus lodingi	Wherever found	\$42,375	\$0	\$42,375
		Snake, copperbelly water	Nerodia erythrogaster neglecta	Indiana north of 40 degrees north latitude, Michigan, Ohio	\$139	\$0	\$139
		Snake, eastern indigo	Drymarchon corais couperi	Wherever found	\$141,634	\$0	\$141,634
		Snake, giant garter	Thamnophis gigas	Wherever found	\$66,667	\$0	\$66,667
		Snake, San Francisco garter	Thamnophis sirtalis tetrataenia	Wherever found	\$33,600	\$0	\$33,600
		Tortoise, desert	Gopherus agassizii	AZ south and east of Colorado R., and Mexico, when found outside of Mexico or said range in AZ	\$1,413	\$0	\$1,413
		Tortoise, gopher	Gopherus polyphemus	West of Mobile and Tombigbee Rivers	\$168,343	\$0	\$168,343
		Turtle, Alabama red-bellied	Pseudemys alabamensis	Wherever found	\$7,020	\$0	\$7,020
		turtle, bog	Clemmys muhlenbergii	Wherever found, except GA, NC, SC, TN, VA	\$56,381	\$0	\$56,381
		Turtle, flattened musk	Sternotherus depressus	Black Warrior R. system upstream from Bankhead Dam	\$7,313	\$0	\$7,313

Locality	Group Name	Common Name	Scientific Name	Population	General Expenditures	Land Expenditures	Grand Total
		Turtle, Plymouth Redbelly	<i>Pseudemys rubriventris bangsi</i>	Wherever found	\$1,420	\$0	\$1,420
		Turtle, ringed map	<i>Graptemys oculifera</i>	Wherever found	\$3,642	\$0	\$3,642
		Turtle, yellow-blotched map	<i>Graptemys flavimaculata</i>	Wherever found	\$7,193	\$0	\$7,193
		Whipsnake (=striped racer), Alameda	<i>Masticophis lateralis euryxanthus</i>	Wherever found	\$20,800	\$0	\$20,800
	Reptiles subtotal				\$3,100,403	\$0	\$3,100,403
	Amphibians	Coqui, Llanero	<i>Eleutherodactylus juanariveroi</i>	Wherever found	\$1,490	\$0	\$1,490
		Frog, California red-legged	<i>Rana draytonii</i>	Wherever found	\$239,199	\$0	\$239,199
		Frog, Chiricahua leopard	<i>Rana chiricahuensis</i>	Wherever found	\$4,133	\$0	\$4,133
		Frog, dusky gopher	<i>Rana sevosia</i>	Wherever found	\$19,641	\$0	\$19,641
		Frog, mountain yellow-legged	<i>Rana muscosa</i>	Northern California DPS	\$2,531	\$0	\$2,531
		Frog, Oregon spotted	<i>Rana pretiosa</i>	Wherever found	\$124	\$0	\$124
		Salamander, Barton Springs	<i>Eurycea sosorum</i>	Wherever found	\$500	\$0	\$500
		Salamander, California tiger	<i>Ambystoma californiense</i>	U.S.A. (CA - Sonoma County)	\$20,800	\$0	\$20,800
		Salamander, California tiger	<i>Ambystoma californiense</i>	U.S.A. (Central CA DPS)	\$89,999	\$0	\$89,999
		Salamander, frosted flatwoods	<i>Ambystoma cingulatum</i>	Wherever found	\$5,630	\$0	\$5,630
		Salamander, Red Hills	<i>Phaeognathus hubrichti</i>	Wherever found	\$239	\$0	\$239
		salamander, Reticulated flatwoods	<i>Ambystoma bishopi</i>	Wherever found	\$892	\$0	\$892
		Salamander, Santa Cruz long-toed	<i>Ambystoma macrodactylum croceum</i>	Wherever found	\$1,600	\$0	\$1,600
		Toad, arroyo (=arroyo southwestern)	<i>Anaxyrus californicus</i>	Wherever found	\$15,494	\$0	\$15,494

Locality	Group Name	Common Name	Scientific Name	Population	General Expenditures	Land Expenditures	Grand Total
		Toad, Houston	Bufo houstonensis	Wherever found	\$1,000	\$0	\$1,000
		Toad, Puerto Rican crested	Peltophryne lemur	Wherever found	\$1,500	\$0	\$1,500
		toad, Yosemite	Anaxyrus canorus	Wherever found	\$800	\$0	\$800
	Amphibians subtotal				\$405,572	\$0	\$405,572
	Fishes	Bocaccio	Sebastes paucispinis	Puget Sound - Georgia Basin DPS	\$36,955	\$0	\$36,955
		Cavefish, Ozark	Amblyopsis rosae	Wherever found	\$1,440	\$0	\$1,440
		Chub, bonytail	Gila elegans	Wherever found	\$18,800	\$0	\$18,800
		Chub, Chihuahua	Gila nigrescens	Wherever found	\$1,815	\$0	\$1,815
		Chub, humpback	Gila cypha	Wherever found	\$18,000	\$0	\$18,000
		Chub, slender	Erimystax cahni	Wherever found	\$3,240	\$0	\$3,240
		Chub, spotfin	Erimonax monachus	U.S.A. (TN-specified portions of the Tellico River; see 17.84(m)(1)(i))	\$8,100	\$0	\$8,100
		Chub, spotfin	Erimonax monachus	Wherever found, except where listed as an experimental population	\$5,040	\$0	\$5,040
		Chub, Virgin River	Gila seminuda (=robusta)	Wherever found	\$1,600	\$0	\$1,600
		Dace, blackside	Phoxinus cumberlandensis	Wherever found	\$9,860	\$0	\$9,860
		Darter, amber	Percina antesella	Wherever found	\$7,010	\$0	\$7,010
		Darter, bayou	Etheostoma rubrum	Wherever found	\$213	\$0	\$213
		darter, bluemask	Etheostoma akatulo	Wherever found	\$8,100	\$0	\$8,100
		Darter, boulder	Etheostoma wapiti	Wherever found	\$3,060	\$0	\$3,060
		Darter, Cherokee	Etheostoma scotti	Wherever found	\$15,520	\$0	\$15,520

Locality	Group Name	Common Name	Scientific Name	Population	General Expenditures	Land Expenditures	Grand Total
		Darter, Cumberland	Etheostoma susanae	Wherever found	\$7,420	\$0	\$7,420
		Darter, diamond	Crystallaria cincotta	Wherever found	\$1,432	\$0	\$1,432
		Darter, duskytail	Etheostoma percnum	Wherever found	\$1,919,730	\$0	\$1,919,730
		Darter, Etowah	Etheostoma etowahae	Wherever found	\$6,020	\$0	\$6,020
		Darter, fountain	Etheostoma fonticola	Wherever found	\$1,000	\$0	\$1,000
		Darter, goldline	Percina aurolineata	Wherever found	\$3,070	\$0	\$3,070
		Darter, leopard	Percina pantherina	Wherever found	\$270	\$0	\$270
		Darter, Niangua	Etheostoma nianguae	Wherever found	\$14,299	\$0	\$14,299
		Darter, rush	Etheostoma phytophilum	Wherever found	\$184	\$0	\$184
		Darter, slackwater	Etheostoma boschungii	Wherever found	\$4,860	\$0	\$4,860
		Darter, snail	Percina tanasi	Wherever found	\$5,110	\$0	\$5,110
		Eulachon	Thaleichthys pacificus	Southern DPS	\$955,778	\$0	\$955,778
		Goby, tidewater	Eucyclogobius newberryi	Wherever found	\$44,578	\$0	\$44,578
		Logperch, Conasauga	Percina jenkinsi	Wherever found	\$3,240	\$0	\$3,240
		Logperch, Roanoke	Percina rex	Wherever found	\$7,420	\$0	\$7,420
		Madtom, Neosho	Noturus placidus	Wherever found	\$5,258	\$0	\$5,258
		Madtom, pygmy	Noturus stanauli	Wherever found	\$4,860	\$0	\$4,860
		Madtom, Scioto	Noturus trautmani	Wherever found	\$143	\$0	\$143
		Minnow, Devils River	Dionda diaboli	Wherever found	\$400	\$0	\$400
		Minnow, loach	Tiaroga cobitis	Wherever found	\$4,790	\$0	\$4,790
		Minnow, Rio Grande Silvery	Hybognathus amarus	Wherever found, except where listed as an experimental population	\$1,360,130	\$0	\$1,360,130

Locality	Group Name	Common Name	Scientific Name	Population	General Expenditures	Land Expenditures	Grand Total
		Pikeminnow (=squawfish), Colorado	Ptychocheilus lucius	Wherever found, except where listed as an experimental population	\$22,800	\$0	\$22,800
		rockfish, canary	Sebastes pinniger	Puget Sound - Georgia Basin DPS	\$40,281	\$0	\$40,281
		rockfish, yelloweye	Sebastes ruberrimus	Puget Sound - Georgia Basin DPS	\$37,589	\$0	\$37,589
		Salmon, Atlantic	Salmo salar	Gulf of Maine DPS	\$424,000	\$0	\$424,000
		Salmon, Chinook	Oncorhynchus (=Salmo) tshawytscha	California Coastal ESU	\$75,599	\$0	\$75,599
		Salmon, Chinook	Oncorhynchus (=Salmo) tshawytscha	Central Valley spring-run ESU	\$1,033,157	\$0	\$1,033,157
		Salmon, Chinook	Oncorhynchus (=Salmo) tshawytscha	Lower Columbia River ESU	\$7,027,720	\$0	\$7,027,720
		Salmon, Chinook	Oncorhynchus (=Salmo) tshawytscha	Puget Sound ESU	\$4,376,286	\$0	\$4,376,286
		Salmon, Chinook	Oncorhynchus (=Salmo) tshawytscha	Sacramento River winter- run ESU	\$502,716	\$0	\$502,716
		Salmon, Chinook	Oncorhynchus (=Salmo) tshawytscha	Snake River fall-run ESU	\$13,929,181	\$0	\$13,929,181
		Salmon, Chinook	Oncorhynchus (=Salmo) tshawytscha	Snake River spring/summer -run ESU	\$13,774,281	\$0	\$13,774,281
		Salmon, Chinook	Oncorhynchus (=Salmo) tshawytscha	Upper Columbia spring-run ESU	\$10,333,831	\$0	\$10,333,831
		Salmon, Chinook	Oncorhynchus (=Salmo) tshawytscha	Upper Willamette River ESU	\$6,821,831	\$0	\$6,821,831
		Salmon, chum	Oncorhynchus keta	Columbia River ESU	\$1,838,138	\$0	\$1,838,138
		Salmon, chum	Oncorhynchus keta	Hood Canal summer-run ESU	\$12,148	\$0	\$12,148
		Salmon, coho	Oncorhynchus (=Salmo) kisutch	Central California Coast ESU	\$1,180,281	\$0	\$1,180,281

Locality	Group Name	Common Name	Scientific Name	Population	General Expenditures	Land Expenditures	Grand Total
		Salmon, coho	Oncorhynchus (=Salmo) kisutch	Lower Columbia River ESU	\$1,165,470	\$0	\$1,165,470
		Salmon, coho	Oncorhynchus (=Salmo) kisutch	Oregon Coast ESU	\$20,100	\$0	\$20,100
		Salmon, coho	Oncorhynchus (=Salmo) kisutch	Southern Oregon - Northern California Coast ESU	\$40,100	\$0	\$40,100
		Salmon, sockeye	Oncorhynchus (=Salmo) nerka	Ozette Lake ESU	\$496	\$0	\$496
		Salmon, sockeye	Oncorhynchus (=Salmo) nerka	Snake River ESU	\$13,926,023	\$0	\$13,926,023
		Sawfish, smalltooth	Pristis pectinata	US DPS - Smalltooth sawfish originating from U.S. waters.	\$194,200	\$0	\$194,200
		Shiner, Arkansas River	Notropis girardi	Arkansas River Basin (AR, KS, NM, OK, TX)	\$17,280	\$0	\$17,280
		Shiner, blue	Cyprinella caerulea	Wherever found	\$7,230	\$0	\$7,230
		Shiner, Cahaba	Notropis cahabae	Wherever found	\$363	\$0	\$363
		Shiner, Cape Fear	Notropis mekistocholas	Wherever found	\$6,300	\$0	\$6,300
		Shiner, Pecos bluntnose	Notropis simus pecosensis	Wherever found	\$1,567	\$0	\$1,567
		Shiner, sharpnose	Notropis oxyrhynchus	Wherever found	\$100	\$0	\$100
		Shiner, Topeka	Notropis topeka (=tristis)	Wherever found, except where listed as an experimental population	\$56,535	\$0	\$56,535
		Smelt, delta	Hypomesus transpacificus	Wherever found	\$741,873	\$0	\$741,873
		Spikedace	Meda fulgida	Wherever found	\$4,790	\$0	\$4,790
		Steelhead	Oncorhynchus (=Salmo) mykiss	California Central Valley DPS	\$966,860	\$0	\$966,860

Locality	Group Name	Common Name	Scientific Name	Population	General Expenditures	Land Expenditures	Grand Total
		Steelhead	Oncorhynchus (=Salmo) mykiss	Central California Coast DPS	\$1,879,368	\$0	\$1,879,368
		Steelhead	Oncorhynchus (=Salmo) mykiss	Lower Columbia River DPS	\$1,207,870	\$0	\$1,207,870
		Steelhead	Oncorhynchus (=Salmo) mykiss	Middle Columbia River DPS	\$10,874,037	\$0	\$10,874,037
		Steelhead	Oncorhynchus (=Salmo) mykiss	Northern California DPS	\$48,000	\$0	\$48,000
		Steelhead	Oncorhynchus (=Salmo) mykiss	Puget Sound DPS	\$4,343,708	\$0	\$4,343,708
		Steelhead	Oncorhynchus (=Salmo) mykiss	Snake River Basin DPS	\$13,961,051	\$0	\$13,961,051
		Steelhead	Oncorhynchus (=Salmo) mykiss	South-Central California Coast DPS	\$57,608	\$0	\$57,608
		Steelhead	Oncorhynchus (=Salmo) mykiss	Upper Columbia River DPS	\$4,483,055	\$0	\$4,483,055
		Steelhead	Oncorhynchus (=Salmo) mykiss	Upper Willamette River DPS	\$1,649,705	\$0	\$1,649,705
		Stickleback, unarmored threespine	Gasterosteus aculeatus williamsoni	Wherever found	\$5,368	\$0	\$5,368
		Sturgeon (Gulf subspecies), Atlantic	Acipenser oxyrinchus (=oxyrinchus) desotoi	Wherever found	\$1,775,490	\$0	\$1,775,490
		Sturgeon, Alabama	Scaphirhynchus suttkusi	Wherever found	\$2,232	\$0	\$2,232
		Sturgeon, Atlantic	Acipenser oxyrinchus oxyrinchus	Gulf of Maine DPS	\$644,500	\$0	\$644,500
		sturgeon, green	Acipenser medirostris	Southern DPS	\$1,496,864	\$0	\$1,496,864
		Sturgeon, pallid	Scaphirhynchus albus	Wherever found	\$39,143,250	\$1,605,721	\$40,748,971
		Sturgeon, shortnose	Acipenser brevirostrum	Wherever found	\$185,155	\$0	\$185,155
		Sturgeon, white	Acipenser transmontanus	U.S.A. (ID, MT), Canada (B.C.), Kootenai R. system	\$113,229	\$0	\$113,229
		Sucker, June	Chasmistes liorus	Wherever found	\$800	\$0	\$800
		Sucker, Modoc	Catostomus microps	Wherever found	\$800	\$0	\$800



Locality	Group Name	Common Name	Scientific Name	Population	General Expenditures	Land Expenditures	Grand Total
		Sucker, razorback	Xyrauchen texanus	Wherever found	\$21,200	\$0	\$21,200
		Sucker, Santa Ana	Catostomus santaanae	3 CA river basins	\$107,322	\$0	\$107,322
		Trout, bull	Salvelinus confluentus	U.S.A., conterminous, lower 48 states	\$5,833,390	\$0	\$5,833,390
		trout, Greenback Cutthroat	Oncorhynchus clarki stomias	Wherever found	\$1,400	\$0	\$1,400
		Trout, Lahontan cutthroat	Oncorhynchus clarkii henshawi	Wherever found	\$12,448	\$0	\$12,448
		Woundfin	Plagopterus argentissimus	Wherever found, except where listed as an experimental population	\$1,600	\$0	\$1,600
	Fishes subtotal				\$170,917,321	\$1,605,721	\$172,523,042
	Clams	Acornshell, southern	Epioblasma othcaloogensis	Wherever found	\$4,901	\$0	\$4,901
		Bankclimber, purple (mussel)	Elliptoideus sloatianus	Wherever found	\$39,370	\$0	\$39,370
		Bean, Choctaw	Villosa choctawensis	Wherever found	\$2,439	\$0	\$2,439
		Bean, Cumberland (pearlymussel)	Villosa trabalis	AL; Free-Flowing Reach of the Tennessee River below the Wilson Dam, Colbert and Lauderdale Counties, AL	\$8,100	\$0	\$8,100
		Bean, Cumberland (pearlymussel)	Villosa trabalis	Wherever found; Except where listed as Experimental Populations	\$1,260	\$0	\$1,260
		Bean, purple	Villosa perpurpurea	Wherever found	\$6,480	\$0	\$6,480
		Bean, rayed	Villosa fabalis	Wherever found	\$359,125	\$0	\$359,125
		Blossom, green (pearlymussel)	Epioblasma torulosa gubernaculum	Wherever found	\$3,240	\$0	\$3,240

Locality	Group Name	Common Name	Scientific Name	Population	General Expenditures	Land Expenditures	Grand Total
		Blossom, tubercled (pearlymussel)	Epioblasma torulosa torulosa	Wherever found; Except where listed as Experimental Populations	\$1,861	\$0	\$1,861
		Blossom, turgid (pearlymussel)	Epioblasma turgidula	AL; Free-Flowing Reach of the Tennessee River below the Wilson Dam, Colbert and Lauderdale Counties, AL	\$4,860	\$0	\$4,860
		Catspaw, white (pearlymussel)	Epioblasma obliquata perobliqua	Wherever found	\$2,659	\$0	\$2,659
		Clubshell	Pleurobema clava	AL; Free-Flowing Reach of the Tennessee River below the Wilson Dam, Colbert and Lauderdale Counties, AL	\$6,480	\$0	\$6,480
		Clubshell	Pleurobema clava	Wherever found; Except where listed as Experimental Populations	\$24,081	\$0	\$24,081
		Clubshell, ovate	Pleurobema perovatum	Wherever found	\$1,404	\$0	\$1,404
		Clubshell, southern	Pleurobema decisum	Wherever found	\$8,824	\$0	\$8,824
		Combshell, Cumberlandian	Epioblasma brevidens	AL; Free-Flowing Reach of the Tennessee River below the Wilson Dam, Colbert and Lauderdale Counties, AL	\$8,100	\$0	\$8,100
		Combshell, Cumberlandian	Epioblasma brevidens	Wherever found; Except where listed as Experimental Populations	\$1,260	\$0	\$1,260
		Combshell, southern	Epioblasma penita	Wherever found	\$184	\$0	\$184

Locality	Group Name	Common Name	Scientific Name	Population	General Expenditures	Land Expenditures	Grand Total
		Combshell, upland	Epioblasma metastriata	Wherever found	\$1,021	\$0	\$1,021
		Ebonyshell, round	Fusconaia rotulata	Wherever found	\$719	\$0	\$719
		Elktoe, Appalachian	Alasmidonta raveneliana	Wherever found	\$31,640	\$0	\$31,640
		Elktoe, Cumberland	Alasmidonta atropurpurea	Wherever found	\$10,660	\$0	\$10,660
		Fanshell	Cyprogenia stegaria	U.S.A. (TN - specified portions of the French Broad and Holston Rivers; see 17.85(b)(1))	\$6,480	\$0	\$6,480
		Fanshell	Cyprogenia stegaria	Wherever found	\$56,063	\$0	\$56,063
		fatmucket, Arkansas	Lampsilis powellii	Wherever found	\$5,801	\$0	\$5,801
		Heelsplitter, Alabama (=inflated)	Potamilus inflatus	Wherever found	\$67,349	\$0	\$67,349
		Heelsplitter, Carolina	Lasmigona decorata	Wherever found	\$47,590	\$0	\$47,590
		Higgins eye (pearlymussel)	Lampsilis higginsii	Wherever found	\$496,500	\$0	\$496,500
		Kidneyshell, fluted	Ptychobranhus subtentum	Wherever found	\$10,660	\$0	\$10,660
		Kidneyshell, southern	Ptychobranhus jonesi	Wherever found	\$2,199	\$0	\$2,199
		Kidneyshell, triangular	Ptychobranhus greenii	Wherever found	\$4,659	\$0	\$4,659
		Lampmussel, Alabama	Lampsilis virescens	AL; Free-Flowing Reach of the Tennessee River below the Wilson Dam, Colbert and Lauderdale Counties, AL	\$3,240	\$0	\$3,240
		Lilliput, pale (pearlymussel)	Toxolasma cylindrellus	Wherever found	\$1,620	\$0	\$1,620
		Mapleleaf, winged	Quadrula fragosa	Wherever found, except where listed as an experimental population	\$32,548	\$0	\$32,548

Locality	Group Name	Common Name	Scientific Name	Population	General Expenditures	Land Expenditures	Grand Total
		Moccasinshell, Alabama	Medionidus acutissimus	Wherever found	\$5,342	\$0	\$5,342
		Moccasinshell, Gulf	Medionidus penicillatus	Wherever found	\$4,360	\$0	\$4,360
		Moccasinshell, Ochlockonee	Medionidus simpsonianus	Wherever found	\$370	\$0	\$370
		Monkeyface, Appalachian (pearlymussel)	Quadrula sparsa	USA (TN - specified portions of the French Broad and Holston Rivers; see 17.85(b)(1))	\$3,240	\$0	\$3,240
		Mucket, Neosho	Lampsilis rafinesqueana	Wherever found	\$12,145	\$0	\$12,145
		Mucket, orangenacre	Lampsilis perovalis	Wherever found	\$2,746	\$0	\$2,746
		Mucket, pink (pearlymussel)	Lampsilis abrupta	Wherever found	\$145,815	\$0	\$145,815
		Mussel, oyster	Epioblasma capsaeformis	AL; Free-Flowing Reach of the Tennessee River below the Wilson Dam, Colbert and Lauderdale Counties, AL	\$8,100	\$0	\$8,100
		Mussel, oyster	Epioblasma capsaeformis	Wherever found; Except where listed as Experimental Populations	\$1,260	\$0	\$1,260
		Mussel, scaleshell	Leptodea leptodon	Wherever found	\$28,443	\$0	\$28,443
		Mussel, sheepnose	Plethobasus cyphus	Wherever found	\$113,829	\$0	\$113,829
		Mussel, snuffbox	Epioblasma triquetra	Wherever found	\$42,063	\$0	\$42,063
		Pearlshell, Louisiana	Margaritifera hembeli	Wherever found	\$660	\$0	\$660
		Pearlymussel, birdwing	Lemiox rimosus	AL; Free-Flowing Reach of the Tennessee River below the Wilson Dam, Colbert, and Lauderdale Counties, AL	\$4,680	\$0	\$4,680

Locality	Group Name	Common Name	Scientific Name	Population	General Expenditures	Land Expenditures	Grand Total
		Pearlymussel, cracking	Hemistena lata	AL; Free-Flowing Reach of the Tennessee River below the Wilson Dam, Colbert and Lauderdale Counties, AL	\$4,860	\$0	\$4,860
		Pearlymussel, cracking	Hemistena lata	Wherever found; Except where listed as Experimental Populations	\$2,260	\$0	\$2,260
		Pearlymussel, Curtis	Epioblasma florentina curtisii	Wherever found	\$278	\$0	\$278
		Pearlymussel, dromedary	Dromus dromas	AL; Free-Flowing Reach of the Tennessee River below the Wilson Dam, Colbert and Lauderdale Counties, AL	\$8,100	\$0	\$8,100
		Pearlymussel, dromedary	Dromus dromas	Wherever found; Except where listed as Experimental Populations	\$1,260	\$0	\$1,260
		Pearlymussel, littlewing	Pegias fabula	Wherever found	\$9,360	\$0	\$9,360
		Pearlymussel, slabside	Pleuonaja dolabelloides	Wherever found	\$9,360	\$0	\$9,360
		Pigtoe, Cumberland	Pleurobema gibberum	Wherever found	\$8,100	\$0	\$8,100
		Pigtoe, dark	Pleurobema furvum	Wherever found	\$184	\$0	\$184
		Pigtoe, finerayed	Fusconaia cuneolus	AL; Free-Flowing Reach of the Tennessee River below the Wilson Dam, Colbert and Lauderdale Counties, AL	\$4,860	\$0	\$4,860
		Pigtoe, fuzzy	Pleurobema strodeanum	Wherever found	\$2,097	\$0	\$2,097

Locality	Group Name	Common Name	Scientific Name	Population	General Expenditures	Land Expenditures	Grand Total
		Pigtoe, heavy	Pleurobema taitianum	Wherever found	\$816	\$0	\$816
		Pigtoe, narrow	Fusconaia escambia	Wherever found	\$2,153	\$0	\$2,153
		Pigtoe, oval	Pleurobema pyriforme	Wherever found	\$5,690	\$0	\$5,690
		Pigtoe, rough	Pleurobema plenum	U.S.A. (TN - specified portions of the French Broad and Holston Rivers; see 17.85(b)(1))	\$4,860	\$0	\$4,860
		Pigtoe, rough	Pleurobema plenum	Wherever found	\$27,720	\$0	\$27,720
		Pigtoe, shiny	Fusconaia cor	AL; Free-Flowing Reach of the Tennessee River below the Wilson Dam, Colbert and Lauderdale Counties, AL	\$4,860	\$0	\$4,860
		Pigtoe, southern	Pleurobema georgianum	Wherever found	\$4,740	\$0	\$4,740
		Pigtoe, tapered	Fusconaia burkei	Wherever found	\$1,319	\$0	\$1,319
		Pimpleback, orangefoot (pearlymussel)	Plethobasus cooperianus	Wherever found	\$213,020	\$0	\$213,020
		Pocketbook, fat	Potamilus capax	Wherever found	\$257,497	\$0	\$257,497
		Pocketbook, finelined	Lampsilis altilis	Wherever found	\$5,456	\$0	\$5,456
		Pocketbook, Ouachita rock	Arkansia wheeleri	Wherever found	\$3,306	\$0	\$3,306
		Pocketbook, shinyrayed	Lampsilis subangulata	Wherever found	\$3,490	\$0	\$3,490
		Purple cat's paw (=purple cat's paw pearlymussel)	Epioblasma obliquata obliquata	AL; Free-Flowing Reach of the Tennessee River below the Wilson Dam, Colbert and Lauderdale Counties, AL	\$1,620	\$0	\$1,620

Locality	Group Name	Common Name	Scientific Name	Population	General Expenditures	Land Expenditures	Grand Total
		Purple Cat's paw (=Purple Cat's paw pearlymussel)	<i>Epioblasma obliquata obliquata</i>	Wherever found; Except where listed as Experimental Populations	\$5,182	\$0	\$5,182
		Rabbitsfoot	<i>Quadrula cylindrica cylindrica</i>	Wherever found	\$45,283	\$0	\$45,283
		Riffleshell, northern	<i>Epioblasma torulosa rangiana</i>	Wherever found	\$10,631	\$0	\$10,631
		Riffleshell, tan	<i>Epioblasma florentina walkeri</i> (=E. walkeri)	Wherever found	\$4,860	\$0	\$4,860
		Ring pink (mussel)	<i>Obovaria retusa</i>	Wherever found	\$56,320	\$0	\$56,320
		sandshell, Southern	<i>Hamiota australis</i>	Wherever found	\$2,439	\$0	\$2,439
		Slabshell, Chipola	<i>Elliptio chipolaensis</i>	Wherever found	\$38,100	\$0	\$38,100
		Spectaclecase (mussel)	<i>Cumberlandia monodonta</i>	Wherever found	\$59,386	\$0	\$59,386
		Spiny mussel, Altamaha	<i>Elliptio spinosa</i>	Wherever found	\$1,500	\$0	\$1,500
		Spiny mussel, Tar River	<i>Elliptio steinstansana</i>	Wherever found	\$1,260	\$0	\$1,260
		Threeridge, fat (mussel)	<i>Amblema neislerii</i>	Wherever found	\$38,850	\$0	\$38,850
		Wartyback, white (pearly mussel)	<i>Plethobasus cicatricosus</i>	Wherever found	\$38,460	\$0	\$38,460
		Wedgemussel, dwarf	<i>Alasmidonta heterodon</i>	Wherever found	\$13,130	\$0	\$13,130
	Clams subtotal				\$2,539,097	\$0	\$2,539,097
	Snails	Abalone, Black	<i>Haliotis cracherodii</i>	Wherever found	\$1,600	\$0	\$1,600
		Lioplax, cylindrical (snail)	<i>Lioplax cyclostomaformis</i>	Wherever found	\$100	\$0	\$100
		Rocksnailed, plicate	<i>Leptoxis plicata</i>	Wherever found	\$149	\$0	\$149
		Snail, Bliss Rapids	<i>Taylorconcha serpenticola</i>	Wherever found	\$1,698	\$0	\$1,698
		Snail, Chittenango ovate amber	<i>Succinea chittenangoensis</i>	Wherever found	\$279	\$0	\$279
		Snail, Snake River physa	<i>Physa natricina</i>	Wherever found	\$8,407	\$0	\$8,407

Locality	Group Name	Common Name	Scientific Name	Population	General Expenditures	Land Expenditures	Grand Total
		Snail, Stock Island tree	Orthalicus reses (not incl. nesodryas)	Wherever found	\$1,410	\$0	\$1,410
		Snail, tulotoma	Tulotoma magnifica	Wherever found	\$2,075	\$0	\$2,075
	Snails subtotal				\$15,718	\$0	\$15,718
	Insects	Beetle, American burying	Nicrophorus americanus	Wherever found, except where listed as an experimental population	\$145,293	\$0	\$145,293
		Beetle, Comal Springs dryopid	Stygoparnus comalensis	Wherever found	\$400	\$0	\$400
		Beetle, Comal Springs riffle	Heterelmis comalensis	Wherever found	\$400	\$0	\$400
		Beetle, delta green ground	Elaphrus viridis	Wherever found	\$800	\$0	\$800
		Beetle, valley elderberry longhorn	Desmocerus californicus dimorphus	Wherever found	\$344,251	\$0	\$344,251
		Butterfly, bay checkerspot	Euphydryas editha bayensis	Wherever found	\$10,400	\$0	\$10,400
		Butterfly, callippe silverspot	Speyeria callippe callippe	Wherever found	\$4,800	\$0	\$4,800
		Butterfly, Fender's blue	Icaricia icarioides fenderi	Wherever found	\$115,098	\$0	\$115,098
		Butterfly, Karner blue	Lycaeides melissa samuelis	Wherever found	\$4,068	\$0	\$4,068
		Butterfly, Mitchell's satyr	Neonympha mitchellii mitchellii	Wherever found	\$139	\$0	\$139
		Butterfly, Oregon silverspot	Speyeria zerene hippolyta	Wherever found	\$1,600	\$0	\$1,600
		Butterfly, Quino checkerspot	Euphydryas editha quino (=E. e. wrighti)	Wherever found	\$8,174	\$0	\$8,174
		Butterfly, Schaus swallowtail	Heraclides aristodemus ponceanus	Wherever found	\$530	\$0	\$530
		Checkerspot, Taylor's (=whulge)	Euphydryas editha taylori	Wherever found	\$375	\$0	\$375
		Dragonfly, Hine's emerald	Somatochlora hineana	Wherever found	\$46,213	\$0	\$46,213
		Skipper, Dakota	Hesperia dacotae	Wherever found	\$8,000	\$0	\$8,000



Locality	Group Name	Common Name	Scientific Name	Population	General Expenditures	Land Expenditures	Grand Total
		Tiger beetle, Northeastern beach	<i>Cicindela dorsalis dorsalis</i>	Wherever found	\$3,300	\$0	\$3,300
		Tiger beetle, Ohlone	<i>Cicindela ohlone</i>	Wherever found	\$2,400	\$0	\$2,400
		Tiger beetle, Salt Creek	<i>Cicindela nevadica lincolniiana</i>	Wherever found	\$600	\$0	\$600
	Insects subtotal				\$696,841	\$0	\$696,841
	Arachnids	Meshweaver, Braken Bat Cave	<i>Cicurina venii</i>	Wherever found	\$200	\$0	\$200
		Meshweaver, Madla's Cave	<i>Cicurina madla</i>	Wherever found	\$200	\$0	\$200
	Arachnids subtotal				\$400	\$0	\$400
	Crustaceans	Amphipod, Peck's cave	<i>Stygobromus (=Stygonectes) pecki</i>	Wherever found	\$600	\$0	\$600
		Crayfish, Nashville	<i>Orconectes shoupi</i>	Wherever found	\$2,700	\$0	\$2,700
		Fairy shrimp, Conservancy	<i>Branchinecta conservatio</i>	Wherever found	\$12,783	\$0	\$12,783
		Fairy shrimp, longhorn	<i>Branchinecta longiantenna</i>	Wherever found	\$6,400	\$0	\$6,400
		Fairy shrimp, vernal pool	<i>Branchinecta lynchi</i>	Wherever found	\$84,370	\$0	\$84,370
		Shrimp, California freshwater	<i>Syncaris pacifica</i>	Wherever found	\$15,200	\$0	\$15,200
		Shrimp, Kentucky cave	<i>Palaemonias ganteri</i>	Wherever found	\$550	\$0	\$550
		Tadpole shrimp, vernal pool	<i>Lepidurus packardi</i>	Wherever found	\$49,802	\$0	\$49,802
	Crustaceans subtotal				\$172,405	\$0	\$172,405
	Corals	coral, Boulder star	<i>Orbicella franksi</i>	Wherever found	\$8,600	\$0	\$8,600
		Coral, elkhorn	<i>Acropora palmata</i>	Wherever found	\$5,160	\$0	\$5,160
		Coral, Lobed Star	<i>Orbicella annularis</i>	Wherever found	\$3,800	\$0	\$3,800
		Coral, Mountainous Star	<i>Orbicella faveolata</i>	Wherever found	\$3,530	\$0	\$3,530

Locality	Group Name	Common Name	Scientific Name	Population	General Expenditures	Land Expenditures	Grand Total
		Coral, staghorn	Acropora cervicornis	Wherever found	\$558,763	\$0	\$558,763
		No common name	Acropora globiceps	Wherever found	\$165	\$0	\$165
		No common name	Seriatopora aculeata	Wherever found	\$165	\$0	\$165
	Corals subtotal				\$580,183	\$0	\$580,183
	Flowering Plants	Amaranth, seabeach	Amaranthus pumilus	Wherever found	\$76,240	\$0	\$76,240
		Amphianthus, little	Amphianthus pusillus	Wherever found	\$250	\$0	\$250
		Arrowhead, bunched	Sagittaria fasciculata	Wherever found	\$4,630	\$0	\$4,630
		Aster, decurrent false	Boltonia decurrens	Wherever found	\$77,848	\$0	\$77,848
		Aster, Ruth's golden	Pityopsis ruthii	Wherever found	\$1,620	\$0	\$1,620
		Barbara's Buttons, Mohr's	Marshallia mohrii	Wherever found	\$934	\$0	\$934
		Bird's beak, palmate-bracted	Cordylanthus palmatus	Wherever found	\$6,400	\$0	\$6,400
		Bird's-beak, soft	Cordylanthus mollis ssp. mollis	Wherever found	\$9,600	\$0	\$9,600
		bladderpod, Missouri	Physaria filiformis	Wherever found	\$5,000	\$0	\$5,000
		Bladderpod, Short's	Physaria globosa	Wherever found	\$18,410	\$0	\$18,410
		Bladderpod, Spring Creek	Lesquerella perforata	Wherever found	\$2,790	\$0	\$2,790
		Bulrush, Northeastern	Scirpus ancistrochaetus	Wherever found	\$289	\$0	\$289
		Cactus, Bakersfield	Opuntia treleasei	Wherever found	\$800	\$0	\$800
		Cactus, Key tree	Pilosocereus robinii	Wherever found	\$470	\$0	\$470
		cactus, Tobusch fishhook	Sclerocactus brevihamatus ssp. tobuschii	Wherever found	\$400	\$0	\$400
		Campion, fringed	Silene polypetala	Wherever found	\$1,446	\$0	\$1,446
		Catchfly, Spalding's	Silene spaldingii	Wherever found	\$2,311	\$0	\$2,311
		Ceanothus, coyote	Ceanothus ferrisae	Wherever found	\$2,400	\$0	\$2,400

Locality	Group Name	Common Name	Scientific Name	Population	General Expenditures	Land Expenditures	Grand Total
		Chaffseed, American	Schwalbea americana	Wherever found	\$1,279	\$0	\$1,279
		Checker- mallow, Keck's	Sidalcea keckii	Wherever found	\$3,142	\$0	\$3,142
		Checker- mallow, Nelson's	Sidalcea nelsoniana	Wherever found	\$124	\$0	\$124
		Clover, running buffalo	Trifolium stoloniferum	Wherever found	\$64,710	\$0	\$64,710
		Clover, showy Indian	Trifolium amoenum	Wherever found	\$3,200	\$0	\$3,200
		Daisy, Lakeside	Hymenoxys herbacea	Wherever found	\$978	\$0	\$978
		Daisy, Willamette	Erigeron decumbens	Wherever found	\$96,998	\$0	\$96,998
		Desert-parsley, Bradshaw's	Lomatium bradshawii	Wherever found	\$134,118	\$0	\$134,118
		Dropwort, Canby's	Oxypolis canbyi	Wherever found	\$4,880	\$0	\$4,880
		Dudleya, Santa Clara Valley	Dudleya setchellii	Wherever found	\$8,000	\$0	\$8,000
		Fiddleneck, large-flowered	Amsinckia grandiflora	Wherever found	\$4,000	\$0	\$4,000
		Gerardia, sandplain	Agalinis acuta	Wherever found	\$380	\$0	\$380
		Glade cress, Kentucky	Leavenworthia exigua laciniata	Wherever found	\$11,340	\$0	\$11,340
		Goldenrod, Houghton's	Solidago houghtonii	Wherever found	\$2,749	\$0	\$2,749
		Goldenrod, Short's	Solidago shortii	Wherever found	\$1,260	\$0	\$1,260
		Goldfields, Burke's	Lasthenia burkei	Wherever found	\$19,200	\$0	\$19,200
		Goldfields, Contra Costa	Lasthenia conjugens	Wherever found	\$10,400	\$0	\$10,400
		Grass, Colusa	Neostapfia colusana	Wherever found	\$3,809	\$0	\$3,809
		Grass, Tennessee yellow-eyed	Xyris tennesseensis	Wherever found	\$362	\$0	\$362
		Harperella	Ptilimnium nodosum	Wherever found	\$4,871	\$0	\$4,871
		Heartleaf, dwarf-flowered	Hexastylis naniflora	Wherever found	\$8,410	\$0	\$8,410
		Jewelflower, California	Caulanthus californicus	Wherever found	\$1,600	\$0	\$1,600

Locality	Group Name	Common Name	Scientific Name	Population	General Expenditures	Land Expenditures	Grand Total
		Jewelflower, Metcalf Canyon	<i>Streptanthus albidus</i> ssp. <i>albidus</i>	Wherever found	\$2,400	\$0	\$2,400
		Ladies'-tresses, Navasota	<i>Spiranthes parksii</i>	Wherever found	\$900	\$0	\$900
		Ladies'-tresses, Ute	<i>Spiranthes diluvialis</i>	Wherever found	\$28,719	\$0	\$28,719
		Loosestrife, rough-leaved	<i>Lysimachia</i> <i>asperulaefolia</i>	Wherever found	\$17,770	\$0	\$17,770
		Lupine, Kincaid's	<i>Lupinus sulphureus</i> ssp. <i>kincaidii</i>	Wherever found	\$99,098	\$0	\$99,098
		Manzanita, lone	<i>Arctostaphylos</i> <i>myrtifolia</i>	Wherever found	\$1,431	\$0	\$1,431
		Meadowfoam, Sebastopol	<i>Limnanthes vinculans</i>	Wherever found	\$14,400	\$0	\$14,400
		Milkweed, Mead's	<i>Asclepias meadii</i>	Wherever found	\$1,752	\$0	\$1,752
		Monkshood, northern wild	<i>Aconitum</i> <i>noveboracense</i>	Wherever found	\$2,410	\$0	\$2,410
		No common name	<i>Geocarpon minimum</i>	Wherever found	\$3,103	\$0	\$3,103
		Orchid, eastern prairie fringed	<i>Platanthera</i> <i>leucophaea</i>	Wherever found	\$9,798	\$0	\$9,798
		Orchid, western prairie fringed	<i>Platanthera praeclara</i>	Wherever found	\$3,120	\$0	\$3,120
		Orcutt grass, hairy	<i>Orcuttia pilosa</i>	Wherever found	\$800	\$0	\$800
		Orcutt grass, Sacramento	<i>Orcuttia viscida</i>	Wherever found	\$2,400	\$0	\$2,400
		Orcutt grass, San Joaquin	<i>Orcuttia inaequalis</i>	Wherever found	\$8,481	\$0	\$8,481
		Orcutt grass, slender	<i>Orcuttia tenuis</i>	Wherever found	\$3,200	\$0	\$3,200
		Owl's-clover, fleshy	<i>Castilleja campestris</i> ssp. <i>succulenta</i>	Wherever found	\$8,174	\$0	\$8,174
		Paintbrush, Tiburon	<i>Castilleja affinis</i> ssp. <i>neglecta</i>	Wherever found	\$2,400	\$0	\$2,400
		Pink, swamp	<i>Helonias bullata</i>	Wherever found	\$6,060	\$0	\$6,060
		Pinkroot, gentian	<i>Spigelia gentianoides</i>	Wherever found	\$1,558	\$0	\$1,558
		Piperia, Yadon's	<i>Piperia yadonii</i>	Wherever found	\$1,600	\$0	\$1,600
		Pitcher-plant, mountain sweet	<i>Sarracenia rubra</i> ssp. <i>jonesii</i>	Wherever found	\$7,150	\$0	\$7,150

Locality	Group Name	Common Name	Scientific Name	Population	General Expenditures	Land Expenditures	Grand Total
		Pogonia, small whorled	Isotria medeoloides	Wherever found	\$9,690	\$0	\$9,690
		Pondberry	Lindera melissifolia	Wherever found	\$7,502	\$0	\$7,502
		Poppy-mallow, Texas	Callirhoe scabriuscula	Wherever found	\$100	\$0	\$100
		Potato-bean, Price's	Apios priceana	Wherever found	\$6,120	\$0	\$6,120
		Pussypaws, Mariposa	Calyptidium pulchellum	Wherever found	\$3,150	\$0	\$3,150
		rock cress, Shale barren	Arabis serotina	Wherever found	\$142	\$0	\$142
		Rock-cress, Braun's	Arabis perstellata	Wherever found	\$2,520	\$0	\$2,520
		Rockcress, Georgia	Arabis georgiana	Wherever found	\$1,508	\$0	\$1,508
		Rosemary, Cumberland	Conradina verticillata	Wherever found	\$6,480	\$0	\$6,480
		roseroot, Leedy's	Rhodiola integrifolia ssp. leedyi	Wherever found	\$279	\$0	\$279
		Sand-verbena, large-fruited	Abronia macrocarpa	Wherever found	\$100	\$0	\$100
		Sandwort, Cumberland	Arenaria cumberlandensis	Wherever found	\$1,620	\$0	\$1,620
		Seablite, California	Suaeda californica		\$1,600	\$0	\$1,600
		Seagrass, Johnson's	Halophila johnsonii	Wherever found	\$36,400	\$0	\$36,400
		Skullcap, large-flowered	Scutellaria montana	Wherever found	\$5,450	\$0	\$5,450
		Spineflower, slender-horned	Dodecahema leptoceras	Wherever found	\$5,000	\$0	\$5,000
		Spiraea, Virginia	Spiraea virginiana	Wherever found	\$11,662	\$0	\$11,662
		Spurge, Hoover's	Chamaesyce hooveri	Wherever found	\$132	\$0	\$132
		Spurge, telephus	Euphorbia telephioides	Wherever found	\$5,810	\$0	\$5,810
		Sumac, Michaux's	Rhus michauxii	Wherever found	\$9,327	\$0	\$9,327
		Sunburst, Hartweg's golden	Pseudobahia bahiifolia	Wherever found	\$1,760	\$0	\$1,760
		Sunburst, San Joaquin adobe	Pseudobahia peirsonii	Wherever found	\$3,758	\$0	\$3,758

Locality	Group Name	Common Name	Scientific Name	Population	General Expenditures	Land Expenditures	Grand Total
		Sunflower, Pecos (=puzzle, =paradox)	<i>Helianthus paradoxus</i>	Wherever found	\$4,000	\$0	\$4,000
		Sunflower, Schweinitz's	<i>Helianthus schweinitzii</i>	Wherever found	\$9,670	\$0	\$9,670
		Sunshine, Sonoma	<i>Blennosperma bakeri</i>	Wherever found	\$20,000	\$0	\$20,000
		Tarplant, Santa Cruz	<i>Holocarpha macradenia</i>	Wherever found	\$2,400	\$0	\$2,400
		Thistle, Pitcher's	<i>Cirsium pitcheri</i>	Wherever found	\$3,923	\$0	\$3,923
		Thistle, Suisun	<i>Cirsium hydrophilum</i> var. <i>hydrophilum</i>	Wherever found	\$4,000	\$0	\$4,000
		Thornmint, San Mateo	<i>Acanthomintha obovata</i> ssp. <i>duttonii</i>	Wherever found	\$1,413	\$0	\$1,413
		Trillium, relict	<i>Trillium reliquum</i>	Wherever found	\$12,469	\$0	\$12,469
		Tuctoria, Greene's	<i>Tuctoria greenei</i>	Wherever found	\$7,097	\$0	\$7,097
		Wild-rice, Texas	<i>Zizania texana</i>	Wherever found	\$600	\$0	\$600
		Woolly-star, Santa Ana River	<i>Eriastrum densifolium</i> ssp. <i>sanctorum</i>	Wherever found	\$106,738	\$0	\$106,738
		Woolly-threads, San Joaquin	<i>Monolopia</i> (=Lembertia) <i>congdonii</i>	Wherever found	\$1,600	\$0	\$1,600
	Flowering Plants subtotal				\$1,118,392	\$0	\$1,118,392
	Conifers and Cycads	Torreya, Florida	<i>Torreya taxifolia</i>	Wherever found	\$1,396	\$0	\$1,396
	Conifers and Cycads subtotal				\$1,396	\$0	\$1,396
	Ferns and Allies	Fern, American hart's-tongue	<i>Asplenium scolopendrium</i> var. <i>americanum</i>	Wherever found	\$279	\$0	\$279
		Quillwort, black spored	<i>Isoetes melanospora</i>	Wherever found	\$500	\$0	\$500
		Quillwort, Louisiana	<i>Isoetes louisianensis</i>	Wherever found	\$12,870	\$0	\$12,870
	Ferns and Allies subtotal				\$13,649	\$0	\$13,649
Domestic subtotal					\$203,279,915	\$1,605,721	\$204,885,636

Locality	Group Name	Common Name	Scientific Name	Population	General Expenditures	Land Expenditures	Grand Total
Foreign	Mammals	Bear, brown	Ursus arctos pruinusos	Wherever found	\$4,800	\$0	\$4,800
	Mammals subtotal				\$4,800	\$0	\$4,800
	Reptiles	Sea turtle, loggerhead	Caretta caretta	Northeast Atlantic Ocean DPS	\$71,510	\$0	\$71,510
		Sea turtle, loggerhead	Caretta caretta	South Atlantic Ocean DPS	\$273,258	\$0	\$273,258
	Reptiles subtotal				\$344,768	\$0	\$344,768
Foreign subtotal					\$349,568	\$0	\$349,568
Domestic	Multi-Species				\$4,203,413	\$0	\$4,203,413
	Multi-Species subtotal				\$4,203,413	\$0	\$4,203,413
Domestic subtotal					\$4,203,413	\$0	\$4,203,413
Total					\$207,832,896	\$1,605,721	\$209,438,617

**DOE Bonneville Power Administration --  
\*FY2016\***

Locality	Group Name	Common Name	Scientific Name	Population	General Expenditures	Land Expenditures	Grand Total
Domestic	Fishes	Salmon, Chinook	Oncorhynchus (=Salmo) tshawytscha	Lower Columbia River ESU	\$10,098,688	\$0	\$10,098,688
		Salmon, Chinook	Oncorhynchus (=Salmo) tshawytscha	Snake River fall-run ESU	\$17,847,220	\$0	\$17,847,220
		Salmon, Chinook	Oncorhynchus (=Salmo) tshawytscha	Snake River spring/summer-run ESU	\$35,593,899	\$0	\$35,593,899
		Salmon, Chinook	Oncorhynchus (=Salmo) tshawytscha	Upper Columbia spring-run ESU	\$21,666,205	\$839,797	\$22,506,002
		Salmon, Chinook	Oncorhynchus (=Salmo) tshawytscha	Upper Willamette River ESU	\$7,014,873	\$0	\$7,014,873
		Salmon, chum	Oncorhynchus keta	Columbia River ESU	\$5,112,792	\$0	\$5,112,792
		Salmon, coho	Oncorhynchus (=Salmo) kisutch	Lower Columbia River ESU	\$5,647,839	\$36,247	\$5,684,086
		Salmon, coho	Oncorhynchus (=Salmo) kisutch	Southern Oregon - Northern California Coast ESU	\$128,775	\$0	\$128,775
		Salmon, sockeye	Oncorhynchus (=Salmo) nerka	Snake River ESU	\$8,677,758	\$0	\$8,677,758
		Steelhead	Oncorhynchus (=Salmo) mykiss	Lower Columbia River DPS	\$7,491,027	\$3,769	\$7,494,796
		Steelhead	Oncorhynchus (=Salmo) mykiss	Middle Columbia River DPS	\$43,658,702	\$317,175	\$43,975,877
		Steelhead	Oncorhynchus (=Salmo) mykiss	Snake River Basin DPS	\$33,095,902	\$0	\$33,095,902
		Steelhead	Oncorhynchus (=Salmo) mykiss	Upper Columbia River DPS	\$15,929,224	\$114,400	\$16,043,624
		Steelhead	Oncorhynchus (=Salmo) mykiss	Upper Willamette River DPS	\$4,874,371	\$0	\$4,874,371



Locality	Group Name	Common Name	Scientific Name	Population	General Expenditures	Land Expenditures	Grand Total
		Sturgeon, white	Acipenser transmontanus	U.S.A. (ID, MT), Canada (B.C.), Kootenai R. system	\$15,291,495	\$32,432	\$15,323,927
		Trout, bull	Salvelinus confluentus	U.S.A., conterminous, lower 48 states	\$16,885,249	\$2,118,964	\$19,004,213
		Trout, Lahontan cutthroat	Oncorhynchus clarkii henshawi	Wherever found	\$2,001,812	\$0	\$2,001,812
	Fishes subtotal				\$251,015,831	\$3,462,784	\$254,478,615
Domestic subtotal					\$251,015,831	\$3,462,784	\$254,478,615
Total					\$251,015,831	\$3,462,784	\$254,478,615

**DOE Southwestern Power Administration --  
\*FY2016\***

<b>Locality</b>	<b>Group Name</b>	<b>Common Name</b>	<b>Scientific Name</b>	<b>Population</b>	<b>General Expenditures</b>	<b>Land Expenditures</b>	<b>Grand Total</b>
Domestic	Birds	Tern, least	Sterna antillarum	interior pop.	\$82,800	\$70,000	\$152,800
	Birds subtotal				\$82,800	\$70,000	\$152,800
	Insects	Beetle, American burying	Nicrophorus americanus	Wherever found, except where listed as an experimental population	\$12,000	\$0	\$12,000
	Insects subtotal				\$12,000	\$0	\$12,000
	Multi-Species				\$9,500	\$0	\$9,500
	Multi-Species subtotal				\$9,500	\$0	\$9,500
Domestic subtotal					\$104,300	\$70,000	\$174,300
<b>Total</b>					<b>\$104,300</b>	<b>\$70,000</b>	<b>\$174,300</b>

## DOE Western Area Power Administration --

**\*FY2016\***

Locality	Group Name	Common Name	Scientific Name	Population	General Expenditures	Land Expenditures	Grand Total
Domestic	Mammals	Bat, Indiana	Myotis sodalis	Wherever found	\$1,500	\$0	\$1,500
		Bat, Northern long-eared	Myotis septentrionalis	Wherever found	\$50,000	\$0	\$50,000
		Bear, grizzly	Ursus arctos horribilis	U.S.A., conterminous (lower 48) States, except where listed as an experimental population or delisted	\$500	\$0	\$500
		Ferret, black-footed	Mustela nigripes	Wherever found, except where listed as an experimental population	\$7,500	\$0	\$7,500
		Fox, San Joaquin kit	Vulpes macrotis mutica	wherever found	\$35,000	\$0	\$35,000
		Kangaroo rat, giant	Dipodomys ingens	Wherever found	\$40,000	\$0	\$40,000
		Lynx, Canada	Lynx canadensis	Contiguous U.S. DPS	\$10,500	\$0	\$10,500
		Mouse, Preble's meadow jumping	Zapus hudsonius preblei	wherever found	\$8,000	\$0	\$8,000
		Wolf, gray	Canis lupus	U.S.A.: All of AL, AR, CA, CO, CT, DE, FL, GA, IA, IN, IL, KS, KY, LA, MA, MD, ME, MI, MO, MS, NC, ND, NE, NH, NJ, NV, NY, OH, OK, PA, RI, SC, SD, TN, TX, VA, VT, WI, and WV; and portions of AZ, NM, OR, UT, and WA. Mexico.	\$10,000	\$0	\$10,000

Locality	Group Name	Common Name	Scientific Name	Population	General Expenditures	Land Expenditures	Grand Total
	Mammals subtotal				\$163,000	\$0	\$163,000
	Birds	Condor, California	Gymnogyps californianus	U.S.A. (specific portions of Arizona, Nevada, and Utah)	\$30,000	\$0	\$30,000
		Crane, whooping	Grus americana	U.S.A. (AL, AR, CO, FL, GA, ID, IL, IN, IA, KY, LA, MI, MN, MS, MO, NC, NM, OH, SC, TN, UT, VA, WI, WV, western half of WY)	\$15,000	\$0	\$15,000
		Cuckoo, yellow-billed	Coccyzus americanus	Western U.S. DPS	\$40,000	\$0	\$40,000
		Flycatcher, southwestern willow	Empidonax traillii extimus	Wherever found	\$25,000	\$0	\$25,000
		Knot, red	Calidris canutus rufa	Wherever found	\$500	\$0	\$500
		Owl, Mexican spotted	Strix occidentalis lucida	Wherever found	\$110,000	\$0	\$110,000
		Owl, northern spotted	Strix occidentalis caurina	Wherever found	\$10,000	\$0	\$10,000
		Plover, piping	Charadrius melodus	[Atlantic Coast and Northern Great Plains populations] - Wherever found, except those areas where listed as endangered.	\$805,300	\$0	\$805,300
		sage-grouse, Gunnison	Centrocercus minimus	Wherever found	\$70,000	\$0	\$70,000
		Tern, least	Sterna antillarum	interior pop.	\$795,300	\$0	\$795,300
		Vireo, least Bell's	Vireo bellii pusillus	Wherever found	\$3,000	\$0	\$3,000
	Birds subtotal				\$1,904,100	\$0	\$1,904,100
	Reptiles	Lizard, blunt-nosed leopard	Gambelia silus	Wherever found	\$40,000	\$0	\$40,000
		Snake, giant garter	Thamnophis gigas	Wherever found	\$10,000	\$0	\$10,000

Locality	Group Name	Common Name	Scientific Name	Population	General Expenditures	Land Expenditures	Grand Total
		Tortoise, desert	Gopherus agassizii	AZ south and east of Colorado R., and Mexico, when found outside of Mexico or said range in AZ	\$70,000	\$0	\$70,000
		Whipsnake (=striped racer), Alameda	Masticophis lateralis euryxanthus	Wherever found	\$3,000	\$0	\$3,000
	Reptiles subtotal				\$123,000	\$0	\$123,000
	Amphibians	Frog, California red-legged	Rana draytonii	Wherever found	\$15,000	\$0	\$15,000
		Salamander, California tiger	Ambystoma californiense	U.S.A. (Central CA DPS)	\$15,000	\$0	\$15,000
	Amphibians subtotal				\$30,000	\$0	\$30,000
	Fishes	Chub, bonytail	Gila elegans	Wherever found	\$3,231,500	\$0	\$3,231,500
		Chub, humpback	Gila cypha	Wherever found	\$3,231,500	\$0	\$3,231,500
		Chub, Pahrana gat roundtail	Gila robusta jordani	Wherever found	\$6,000	\$0	\$6,000
		Pikeminnow (=squawfish), Colorado	Ptychocheilus lucius	Wherever found, except where listed as an experimental population	\$3,231,500	\$0	\$3,231,500
		Salmon, Chinook	Oncorhynchus (=Salmo) tshawytscha	Central Valley spring-run ESU	\$20,000	\$0	\$20,000
		Salmon, Chinook	Oncorhynchus (=Salmo) tshawytscha	Sacramento River winter-run ESU	\$20,000	\$0	\$20,000
		Shiner, Topeka	Notropis topeka (=tristis)	Wherever found, except where listed as an experimental population	\$500	\$0	\$500
		Steelhead	Oncorhynchus (=Salmo) mykiss	California Central Valley DPS	\$20,000	\$0	\$20,000
		sturgeon, green	Acipenser medirostris	Southern DPS	\$20,000	\$0	\$20,000

Locality	Group Name	Common Name	Scientific Name	Population	General Expenditures	Land Expenditures	Grand Total
		Sturgeon, pallid	Scaphirhynchus albus	Wherever found	\$190,000	\$0	\$190,000
		Sucker, razorback	Xyrauchen texanus	Wherever found	\$3,226,500	\$0	\$3,226,500
		Trout, bull	Salvelinus confluentus	U.S.A., conterminous, lower 48 states	\$500	\$0	\$500
		trout, Greenback Cutthroat	Oncorhynchus clarki stomias	Wherever found	\$10,000	\$0	\$10,000
	Fishes subtotal				\$13,208,000	\$0	\$13,208,000
	Clams	Higgins eye (pearlymussel)	Lampsilis higginsii	Wherever found	\$500	\$0	\$500
		Mussel, scaleshell	Leptodea leptodon	Wherever found	\$500	\$0	\$500
	Clams subtotal				\$1,000	\$0	\$1,000
	Insects	Beetle, American burying	Nicrophorus americanus	Wherever found, except where listed as an experimental population	\$3,000	\$0	\$3,000
		Beetle, valley elderberry longhorn	Desmocerus californicus dimorphus	Wherever found	\$140,000	\$0	\$140,000
		Skipper, Dakota	Hesperia dacotae	Wherever found	\$3,000	\$0	\$3,000
		skipperling, Poweshiek	Oarisma poweshiek	Wherever found	\$8,500	\$0	\$8,500
		Tiger beetle, Salt Creek	Cicindela nevadica lincolniana	Wherever found	\$500	\$0	\$500
	Insects subtotal				\$155,000	\$0	\$155,000
	Crustaceans	Fairy shrimp, Conservancy	Branchinecta conservatio	Wherever found	\$3,000	\$0	\$3,000
		Fairy shrimp, longhorn	Branchinecta longiantenna	Wherever found	\$3,000	\$0	\$3,000
		Fairy shrimp, vernal pool	Branchinecta lynchi	Wherever found	\$15,000	\$0	\$15,000
		Tadpole shrimp, vernal pool	Lepidurus packardi	Wherever found	\$15,000	\$0	\$15,000
	Crustaceans subtotal				\$36,000	\$0	\$36,000

Locality	Group Name	Common Name	Scientific Name	Population	General Expenditures	Land Expenditures	Grand Total
	Flowering Plants	Bird's beak, palmate-bracted	<i>Cordylanthus palmatus</i>	Wherever found	\$20,000	\$0	\$20,000
		Bush-clover, prairie	<i>Lespedeza leptostachya</i>	Wherever found	\$500	\$0	\$500
		Butterfly plant, Colorado	<i>Gaura neomexicana</i> var. <i>coloradensis</i>	Wherever found	\$6,500	\$0	\$6,500
		Cactus, Knowlton's	<i>Pediocactus knowltonii</i>	Wherever found	\$25,000	\$0	\$25,000
		Cactus, Mesa Verde	<i>Sclerocactus mesae-verdae</i>	Wherever found	\$60,000	\$0	\$60,000
		Checker-mallow, Keck's	<i>Sidalcea keckii</i>	Wherever found	\$9,500	\$0	\$9,500
		Fiddleneck, large-flowered	<i>Amsinckia grandiflora</i>	Wherever found	\$20,000	\$0	\$20,000
		Fritillary, Gentner's	<i>Fritillaria gentneri</i>	Wherever found	\$9,000	\$0	\$9,000
		Goldfields, Contra Costa	<i>Lasthenia conjugens</i>	Wherever found	\$20,000	\$0	\$20,000
		Jewelflower, California	<i>Caulanthus californicus</i>	Wherever found	\$15,000	\$0	\$15,000
		Ladies'-tresses, Ute	<i>Spiranthes diluvialis</i>	Wherever found	\$30,000	\$0	\$30,000
		Milk-vetch, Mancos	<i>Astragalus humillimus</i>	Wherever found	\$35,000	\$0	\$35,000
		milkvetch, Deseret	<i>Astragalus desereticus</i>	Wherever found	\$25,500	\$0	\$25,500
		milkvetch, Osterhout	<i>Astragalus osterhoutii</i>	Wherever found	\$8,000	\$0	\$8,000
		Milkweed, Mead's	<i>Asclepias meadii</i>	Wherever found	\$500	\$0	\$500
		Orchid, eastern prairie fringed	<i>Platanthera leucophaea</i>	Wherever found	\$500	\$0	\$500
		Orchid, western prairie fringed	<i>Platanthera praeclara</i>	Wherever found	\$6,500	\$0	\$6,500
		Orcutt grass, Sacramento	<i>Orcuttia viscida</i>	Wherever found	\$8,500	\$0	\$8,500
		Orcutt grass, San Joaquin	<i>Orcuttia inaequalis</i>	Wherever found	\$8,500	\$0	\$8,500
		Sedge, Navajo	<i>Carex specuicola</i>	Wherever found	\$25,000	\$0	\$25,000
		Sunburst, Hartweg's golden	<i>Pseudobahia bahiifolia</i>	Wherever found	\$9,000	\$0	\$9,000
		Vervain, Red Hills	<i>Verbena californica</i>	Wherever found	\$8,500	\$0	\$8,500

Locality	Group Name	Common Name	Scientific Name	Population	General Expenditures	Land Expenditures	Grand Total
		Wooly-threads, San Joaquin	Monolopia (=Lembertia) congdonii	Wherever found	\$15,000	\$0	\$15,000
	Flowering Plants subtotal				\$366,000	\$0	\$366,000
Domestic subtotal					\$15,986,100	\$0	\$15,986,100
Total					\$15,986,100	\$0	\$15,986,100



**DHS Coast Guard --  
\*FY2016\***

Locality	Group Name	Common Name	Scientific Name	Population	General Expenditures	Land Expenditures	Grand Total
Domestic	Mammals	Bat, Indiana	Myotis sodalis	Wherever found	\$7,000	\$0	\$7,000
		Bat, Northern long-eared	Myotis septentrionalis	Wherever found	\$7,000	\$0	\$7,000
		Manatee, West Indian	Trichechus manatus	Wherever found	\$38,000	\$0	\$38,000
		Otter, southern sea	Enhydra lutris nereis	Wherever found	\$100,000	\$0	\$100,000
		Sea lion, Steller	Eumetopias jubatus	Western DPS	\$16,606,000	\$2,000	\$16,608,000
		Seal, Hawaiian monk	Monachus schauinslandi	Wherever found	\$406,000	\$0	\$406,000
		whale, beluga	Delphinapterus leucas	Cook Inlet DPS	\$16,900	\$1,500	\$18,400
		Whale, bowhead	Balaena mysticetus	Wherever found	\$700	\$0	\$700
		Whale, finback	Balaenoptera physalus	Wherever found	\$28,000	\$1,000	\$29,000
		Whale, gray	Eschrichtius robustus	Western North Pacific DPS	\$21,000	\$500	\$21,500
		Whale, humpback	Megaptera novaeangliae	Wherever found	\$3,175,000	\$0	\$3,175,000
		Whale, killer	Orcinus orca	Southern Resident DPS	\$10,000	\$0	\$10,000
		Whale, North Atlantic Right	Eubalaena glacialis	Wherever found	\$558,000	\$0	\$558,000
	Mammals subtotal				\$20,973,600	\$5,000	\$20,978,600
	Birds	Murrelet, marbled	Brachyramphus marmoratus	U.S.A. (CA, OR, WA)	\$10,000	\$0	\$10,000
		Owl, northern spotted	Strix occidentalis caurina	Wherever found	\$5,000	\$0	\$5,000

Locality	Group Name	Common Name	Scientific Name	Population	General Expenditures	Land Expenditures	Grand Total
		Plover, piping	Charadrius melodus	[Atlantic Coast and Northern Great Plains populations] - Wherever found, except those areas where listed as endangered.	\$6,000	\$0	\$6,000
		Tern, California least	Sterna antillarum browni	Wherever found	\$30,000	\$0	\$30,000
		Tern, roseate	Sterna dougallii dougallii	northeast U.S. nesting pop.	\$13,000	\$0	\$13,000
	Birds subtotal				\$64,000	\$0	\$64,000
	Reptiles	Sea turtle, green	Chelonia mydas	East Pacific DPS	\$15,000	\$0	\$15,000
		Sea turtle, hawksbill	Eretmochelys imbricata	Wherever found	\$5,000	\$0	\$5,000
		Sea turtle, Kemp's ridley	Lepidochelys kempii	Wherever found	\$13,000	\$0	\$13,000
		Sea turtle, leatherback	Dermochelys coriacea	Wherever found	\$20,000	\$0	\$20,000
		Sea turtle, loggerhead	Caretta caretta	Northwest Atlantic Ocean DPS	\$188,000	\$0	\$188,000
	Reptiles subtotal				\$241,000	\$0	\$241,000
	Fishes	Eulachon	Thaleichthys pacificus	Southern DPS	\$40,000	\$0	\$40,000
		Salmon, Chinook	Oncorhynchus (=Salmo) tshawytscha	Lower Columbia River ESU	\$40,000	\$0	\$40,000
		Salmon, chum	Oncorhynchus keta	Columbia River ESU	\$40,000	\$0	\$40,000
		Salmon, coho	Oncorhynchus (=Salmo) kisutch	Lower Columbia River ESU	\$40,000	\$0	\$40,000
		Salmon, sockeye	Oncorhynchus (=Salmo) nerka	Snake River ESU	\$40,000	\$0	\$40,000
		Smelt, delta	Hypomesus transpacificus	Wherever found	\$30,000	\$0	\$30,000
		Steelhead	Oncorhynchus (=Salmo) mykiss	Lower Columbia River DPS	\$20,000	\$0	\$20,000
		sturgeon, green	Acipenser medirostris	Southern DPS	\$40,000	\$0	\$40,000

Locality	Group Name	Common Name	Scientific Name	Population	General Expenditures	Land Expenditures	Grand Total
		Trout, bull	Salvelinus confluentus	U.S.A., conterminous, lower 48 states	\$20,000	\$0	\$20,000
	Fishes subtotal				\$310,000	\$0	\$310,000
	Corals	Coral, elkhorn	Acropora palmata	Wherever found	\$15,000	\$0	\$15,000
		Coral, staghorn	Acropora cervicornis	Wherever found	\$15,000	\$0	\$15,000
	Corals subtotal				\$30,000	\$0	\$30,000
	Flowering Plants	Amaranth, seabeach	Amaranthus pumilus	Wherever found	\$500	\$0	\$500
		Seagrass, Johnson's	Halophila johnsonii	Wherever found	\$5,000	\$0	\$5,000
	Flowering Plants subtotal				\$5,500	\$0	\$5,500
	Multi-Species				\$14,744,000	\$21,000	\$14,765,000
	Multi-Species subtotal				\$14,744,000	\$21,000	\$14,765,000
Domestic subtotal					\$36,368,100	\$26,000	\$36,394,100
Total					\$36,368,100	\$26,000	\$36,394,100

## DHS Customs and Border Protection --

**\*FY2016\***

Locality	Group Name	Common Name	Scientific Name	Population	General Expenditures	Land Expenditures	Grand Total
Domestic	Mammals	Bat, lesser long-nosed	Leptonycteris curasoae yerbabuena	Wherever found	\$36,430	\$0	\$36,430
		Jaguar	Panthera onca	Wherever found	\$9,135	\$0	\$9,135
		Jaguarundi, Gulf Coast	Herpailurus (=Felis) yagouaroundi caocomitli	Wherever found	\$13,000	\$0	\$13,000
		Ocelot	Leopardus (=Felis) pardalis	wherever found	\$13,000	\$0	\$13,000
	Mammals subtotal				\$71,565	\$0	\$71,565
	Birds	Cuckoo, yellow-billed	Coccyzus americanus	Western U.S. DPS	\$300	\$0	\$300
		Gnatcatcher, coastal California	Polioptila californica californica	Wherever found	\$42,000	\$0	\$42,000
		Vireo, least Bell's	Vireo bellii pusillus	Wherever found	\$117,500	\$0	\$117,500
	Birds subtotal				\$159,800	\$0	\$159,800
	Reptiles	gartersnake, northern Mexican	Thamnophis eques megalops	Wherever found	\$300	\$0	\$300
	Reptiles subtotal				\$300	\$0	\$300
	Amphibians	Frog, Chiricahua leopard	Rana chiricahuensis	Wherever found	\$6,773	\$0	\$6,773
		Toad, arroyo (=arroyo southwestern)	Anaxyrus californicus	Wherever found	\$23,000	\$0	\$23,000
	Amphibians subtotal				\$29,773	\$0	\$29,773
	Insects	Butterfly, Quino checkerspot	Euphydryas editha quino (=E. e. wrighti)	Wherever found	\$23,000	\$0	\$23,000
	Insects subtotal				\$23,000	\$0	\$23,000

Locality	Group Name	Common Name	Scientific Name	Population	General Expenditures	Land Expenditures	Grand Total
	Flowering Plants	Cactus, Pima pineapple	<i>Coryphantha scheeri</i> var. <i>robustispina</i>	Wherever found	\$9,135	\$0	\$9,135
		Thornmint, San Diego	<i>Acanthomintha ilicifolia</i>	Wherever found	\$2,000	\$0	\$2,000
	Flowering Plants subtotal				\$11,135	\$0	\$11,135
	Multi-Species				\$9,900	\$0	\$9,900
	Multi-Species subtotal				\$9,900	\$0	\$9,900
Domestic subtotal					\$305,473	\$0	\$305,473
Total					\$305,473	\$0	\$305,473

**DHS Federal Emergency Management Agency --  
\*FY2016\***

Locality	Group Name	Common Name	Scientific Name	Population	General Expenditures	Land Expenditures	Grand Total
Domestic	Mammals	Ferret, black-footed	Mustela nigripes	U.S.A. (WY and specified portions of AZ, CO, MT, SD, and UT, see 17.84(g)(9))	\$400	\$0	\$400
		Mouse, Preble's meadow jumping	Zapus hudsonius preblei	wherever found	\$1,000	\$0	\$1,000
	Mammals subtotal				\$1,400	\$0	\$1,400
	Birds	Gnatcatcher, coastal California	Polioptila californica californica	Wherever found	\$7,500	\$0	\$7,500
	Birds subtotal				\$7,500	\$0	\$7,500
	Reptiles	Tortoise, gopher	Gopherus polyphemus	West of Mobile and Tombigbee Rivers	\$14,000	\$0	\$14,000
	Reptiles subtotal				\$14,000	\$0	\$14,000
	Amphibians	Frog, California red-legged	Rana draytonii	Wherever found	\$38,000	\$0	\$38,000
	Amphibians subtotal				\$38,000	\$0	\$38,000
	Fishes	Salmon, coho	Oncorhynchus (=Salmo) kisutch	Southern Oregon - Northern California Coast ESU	\$12,000	\$0	\$12,000
		Shiner, Topeka	Notropis topeka (=tristis)	Wherever found, except where listed as an experimental population	\$7,000	\$0	\$7,000
		Steelhead	Oncorhynchus (=Salmo) mykiss	Central California Coast DPS	\$43,000	\$0	\$43,000

Locality	Group Name	Common Name	Scientific Name	Population	General Expenditures	Land Expenditures	Grand Total
	Fishes subtotal				\$62,000	\$0	\$62,000
	Clams	Wedgemussel, dwarf	Alasmidonta heterodon	Wherever found	\$6,000	\$0	\$6,000
	Clams subtotal				\$6,000	\$0	\$6,000
	Flowering Plants	Checker- mallow, Nelson's	Sidalcea nelsoniana	Wherever found	\$4,500	\$0	\$4,500
		Tarplant, Otay	Deinandra (=Hemizonia) conjugens	Wherever found	\$3,500	\$0	\$3,500
	Flowering Plants subtotal				\$8,000	\$0	\$8,000
	Multi-Species				\$212,000	\$0	\$212,000
	Multi-Species subtotal				\$212,000	\$0	\$212,000
Domestic subtotal					\$348,900	\$0	\$348,900
Total					\$348,900	\$0	\$348,900

## DOI Bureau of Land Management --

**\*FY2016\***

Locality	Group Name	Common Name	Scientific Name	Population	General Expenditures	Land Expenditures	Grand Total
Domestic	Mammals	Bat, gray	Myotis grisescens	Wherever found	\$100	\$0	\$100
		Bat, Indiana	Myotis sodalis	Wherever found	\$560	\$0	\$560
		Bat, lesser long-nosed	Leptonycteris curasoae yerbabuena	Wherever found	\$37,000	\$0	\$37,000
		Bat, Mexican long-nosed	Leptonycteris nivalis	Wherever found	\$16,500	\$0	\$16,500
		Bat, Northern long-eared	Myotis septentrionalis	Wherever found	\$66,936	\$0	\$66,936
		Bat, Ozark big-eared	Corynorhinus (=Plecotus) townsendii ingens	Wherever found	\$500	\$0	\$500
		Bear, grizzly	Ursus arctos horribilis	U.S.A., conterminous (lower 48) States, except where listed as an experimental population or delisted	\$312,000	\$0	\$312,000
		Bear, polar	Ursus maritimus	Wherever found	\$145,000	\$0	\$145,000
		Caribou, Woodland	Rangifer tarandus caribou	Selkirk Mountain population	\$1,000	\$0	\$1,000
		Ferret, black-footed	Mustela nigripes	U.S.A. (WY and specified portions of AZ, CO, MT, SD, and UT, see 17.84(g)(9))	\$119,184	\$0	\$119,184
		Ferret, black-footed	Mustela nigripes	Wherever found, except where listed as an experimental population	\$111,450	\$0	\$111,450
		Fox, San Joaquin kit	Vulpes macrotis mutica	wherever found	\$37,000	\$0	\$37,000



Locality	Group Name	Common Name	Scientific Name	Population	General Expenditures	Land Expenditures	Grand Total
		Jaguar	<i>Panthera onca</i>	Wherever found	\$7,000	\$0	\$7,000
		Kangaroo rat, giant	<i>Dipodomys ingens</i>	Wherever found	\$15,000	\$0	\$15,000
		Kangaroo rat, San Bernardino Merriam's	<i>Dipodomys merriami parvus</i>	Wherever found	\$10,350	\$0	\$10,350
		Kangaroo rat, Stephens'	<i>Dipodomys stephensi</i> (incl. <i>D. cascus</i> )	Wherever found	\$34,000	\$0	\$34,000
		Kangaroo rat, Tipton	<i>Dipodomys nitratoides nitratoides</i>	Wherever found	\$10,000	\$0	\$10,000
		Lynx, Canada	<i>Lynx canadensis</i>	Contiguous U.S. DPS	\$338,494	\$0	\$338,494
		Mountain beaver, Point Arena	<i>Aplodontia rufa nigra</i>	Wherever found	\$65,471	\$0	\$65,471
		Mouse, Alabama beach	<i>Peromyscus polionotus ammobates</i>	Wherever found	\$250,800	\$0	\$250,800
		Mouse, New Mexico meadow jumping	<i>Zapus hudsonius luteus</i>	Wherever found	\$6,600	\$0	\$6,600
		Mouse, Preble's meadow jumping	<i>Zapus hudsonius preblei</i>	wherever found	\$10,756	\$0	\$10,756
		Ocelot	<i>Leopardus (=Felis) pardalis</i>	wherever found	\$6,000	\$0	\$6,000
		Prairie dog, Utah	<i>Cynomys parvidens</i>	Wherever found	\$125,000	\$0	\$125,000
		Pronghorn, Sonoran	<i>Antilocapra americana sonoriensis</i>	U.S.A. (AZ), Mexico	\$83,000	\$0	\$83,000
		Pronghorn, Sonoran	<i>Antilocapra americana sonoriensis</i>	Wherever found, except where listed as an experimental population	\$4,000	\$0	\$4,000
		Rabbit, Columbia Basin Pygmy	<i>Brachylagus idahoensis</i>	Columbia Basin DPS	\$5,500	\$0	\$5,500
		Sheep, Peninsular bighorn	<i>Ovis canadensis nelsoni</i>	Peninsular CA pop.	\$4,300	\$0	\$4,300
		Sheep, Sierra Nevada bighorn	<i>Ovis canadensis sierrae</i>	Sierra Nevada	\$21,500	\$0	\$21,500
		Shrew, Buena Vista Lake ornate	<i>Sorex ornatus relictus</i>	Wherever found	\$1,000	\$0	\$1,000

Locality	Group Name	Common Name	Scientific Name	Population	General Expenditures	Land Expenditures	Grand Total
		Squirrel, Northern Idaho Ground	Urocyon v. brunneus	Wherever found	\$9,000	\$0	\$9,000
		Vole, Amargosa	Microtus californicus scirpensis	Wherever found	\$167,000	\$0	\$167,000
		Vole, Hualapai Mexican	Microtus mexicanus hualpaiensis	Wherever found	\$18,000	\$0	\$18,000
		Wolf, gray	Canis lupus	U.S.A.: All of AL, AR, CA, CO, CT, DE, FL, GA, IA, IN, IL, KS, KY, LA, MA, MD, ME, MI, MO, MS, NC, ND, NE, NH, NJ, NV, NY, OH, OK, PA, RI, SC, SD, TN, TX, VA, VT, WI, and WV; and portions of AZ, NM, OR, UT, and WA. Mexico.	\$26,000	\$0	\$26,000
		Wolf, gray	Canis lupus	WY, EXPN population	\$58,444	\$0	\$58,444
		Wolf, Mexican	Canis lupus baileyi	U.S.A. (portions of AZ and NM)see 17.84(k)	\$15,000	\$0	\$15,000
	Mammals subtotal				\$2,139,445	\$0	\$2,139,445
	Birds	Condor, California	Gymnogyps californianus	U.S.A. (specific portions of Arizona, Nevada, and Utah)	\$61,040	\$0	\$61,040
		Condor, California	Gymnogyps californianus	U.S.A. only, except where listed as an experimental population	\$58,500	\$0	\$58,500
		Crane, whooping	Grus americana	U.S.A. (CO, ID, FL, NM, UT, and the western half of Wyoming)	\$4,100	\$0	\$4,100

Locality	Group Name	Common Name	Scientific Name	Population	General Expenditures	Land Expenditures	Grand Total
		Crane, whooping	<i>Grus americana</i>	Wherever found, except where listed as an experimental population	\$19,474	\$0	\$19,474
		Cuckoo, yellow-billed	<i>Coccyzus americanus</i>	Western U.S. DPS	\$758,255	\$0	\$758,255
		Eider, spectacled	<i>Somateria fischeri</i>	Wherever found	\$36,000	\$0	\$36,000
		Eider, Steller's	<i>Polysticta stelleri</i>	AK breeding pop.	\$53,000	\$0	\$53,000
		falcon, northern aplomado	<i>Falco femoralis septentrionalis</i>	U.S.A (AZ, NM)	\$53,000	\$0	\$53,000
		Flycatcher, southwestern willow	<i>Empidonax traillii extimus</i>	Wherever found	\$902,850	\$0	\$902,850
		Gnatcatcher, coastal California	<i>Polioptila californica californica</i>	Wherever found	\$16,000	\$0	\$16,000
		Knot, red	<i>Calidris canutus rufa</i>	Wherever found	\$5,520	\$0	\$5,520
		Murrelet, marbled	<i>Brachyramphus marmoratus</i>	U.S.A. (CA, OR, WA)	\$1,437,900	\$0	\$1,437,900
		Owl, Mexican spotted	<i>Strix occidentalis lucida</i>	Wherever found	\$185,328	\$0	\$185,328
		Owl, northern spotted	<i>Strix occidentalis caurina</i>	Wherever found	\$4,297,000	\$0	\$4,297,000
		Plover, piping	<i>Charadrius melodus</i>	[Atlantic Coast and Northern Great Plains populations] - Wherever found, except those areas where listed as endangered.	\$21,500	\$0	\$21,500
		Plover, piping	<i>Charadrius melodus</i>	[Great Lakes watershed DPS] - Great Lakes, watershed in States of IL, IN, MI, MN, NY, OH, PA, and WI and Canada (Ont.)	\$11,754	\$0	\$11,754

Locality	Group Name	Common Name	Scientific Name	Population	General Expenditures	Land Expenditures	Grand Total
		Plover, western snowy	Charadrius alexandrinus nivosus	Pacific Coast population DPS-U.S.A. (CA, OR, WA), Mexico (within 50 miles of Pacific coast)	\$273,434	\$0	\$273,434
		Prairie-chicken, lesser	Tympanuchus pallidicinctus	Wherever found	\$73,700	\$0	\$73,700
		Rail, California clapper	Rallus longirostris obsoletus	Wherever found	\$7,000	\$0	\$7,000
		Rail, Yuma clapper	Rallus longirostris yumanensis	Wherever found	\$272,450	\$0	\$272,450
		sage-grouse, Gunnison	Centrocercus minimus	Wherever found	\$1,830,670	\$0	\$1,830,670
		Tern, least	Sterna antillarum	interior pop.	\$29,654	\$0	\$29,654
		Towhee, Inyo California	Pipilo crissalis eremophilus	Wherever found	\$19,000	\$0	\$19,000
		Vireo, least Bell's	Vireo bellii pusillus	Wherever found	\$45,300	\$0	\$45,300
		Woodpecker, red-cockaded	Picoides borealis	Wherever found	\$21,590	\$2,100	\$23,690
	Birds subtotal				\$10,494,019	\$2,100	\$10,496,119
	Reptiles	gartersnake, narrow-headed	Thamnophis rufipunctatus	Wherever found	\$40,000	\$0	\$40,000
		gartersnake, northern Mexican	Thamnophis eques megalops	Wherever found	\$95,000	\$0	\$95,000
		Lizard, blunt-nosed leopard	Gambelia silus	Wherever found	\$120,000	\$0	\$120,000
		Lizard, Coachella Valley fringe-toed	Uma inornata	Wherever found	\$5,500	\$0	\$5,500
		Rattlesnake, New Mexican ridge-nosed	Crotalus willardi obscurus	Wherever found	\$4,000	\$0	\$4,000
		Sea turtle, Kemp's ridley	Lepidochelys kempii	Wherever found	\$160	\$0	\$160
		Sea turtle, loggerhead	Caretta caretta	Northwest Atlantic Ocean DPS	\$180	\$0	\$180

Locality	Group Name	Common Name	Scientific Name	Population	General Expenditures	Land Expenditures	Grand Total
		Tortoise, desert	Gopherus agassizii	AZ south and east of Colorado R., and Mexico, when found outside of Mexico or said range in AZ	\$150,500	\$0	\$150,500
		Tortoise, desert	Gopherus agassizii	Wherever found, except AZ south and east of Colorado R., and Mexico	\$1,946,700	\$8,500,000	\$10,446,700
		Turtle, yellow-blotched map	Graptemys flavimaculata	Wherever found	\$100	\$0	\$100
	Reptiles subtotal				\$2,362,140	\$8,500,000	\$10,862,140
	Amphibians	Frog, California red-legged	Rana draytonii	Wherever found	\$36,000	\$0	\$36,000
		Frog, Chiricahua leopard	Rana chiricahuensis	Wherever found	\$55,750	\$0	\$55,750
		Frog, Oregon spotted	Rana pretiosa	Wherever found	\$27,300	\$0	\$27,300
		Salamander, California tiger	Ambystoma californiense	U.S.A. (Central CA DPS)	\$3,000	\$0	\$3,000
		Salamander, Jemez Mountains	Plethodon neomexicanus	Wherever found	\$1,500	\$0	\$1,500
		Salamander, Santa Cruz long-toed	Ambystoma macrodactylum croceum	Wherever found	\$1,000	\$0	\$1,000
		Toad, Wyoming	Bufo hemiophrys baxteri	Wherever found	\$13,140	\$0	\$13,140
	Amphibians subtotal				\$137,690	\$0	\$137,690
	Fishes	Chub, bonytail	Gila elegans	Wherever found	\$18,250	\$0	\$18,250
		Chub, Borax Lake	Gila boraxobius	Wherever found	\$11,300	\$0	\$11,300
		Chub, Chihuahua	Gila nigrescens	Wherever found	\$1,500	\$0	\$1,500
		Chub, Gila	Gila intermedia	Wherever found	\$104,000	\$0	\$104,000
		Chub, humpback	Gila cypha	Wherever found	\$6,850	\$0	\$6,850

Locality	Group Name	Common Name	Scientific Name	Population	General Expenditures	Land Expenditures	Grand Total
		Chub, Owens Tui	<i>Gila bicolor</i> ssp. <i>snyderi</i>	Wherever found	\$9,000	\$0	\$9,000
		Chub, Pahrnagat roundtail	<i>Gila robusta jordanii</i>	Wherever found	\$8,000	\$0	\$8,000
		Chub, Virgin River	<i>Gila seminuda</i> (=robusta)	Wherever found	\$30,000	\$0	\$30,000
		Cui-ui	<i>Chasmistes cujus</i>	Wherever found	\$65,000	\$0	\$65,000
		Dace, Clover Valley speckled	<i>Rhinichthys osculus oligoporus</i>	Wherever found	\$12,230	\$0	\$12,230
		Dace, desert	<i>Eremichthys acros</i>	Wherever found	\$83,150	\$0	\$83,150
		Dace, Fosskett speckled	<i>Rhinichthys osculus</i> ssp.	Wherever found	\$15,000	\$0	\$15,000
		Dace, Independence Valley speckled	<i>Rhinichthys osculus lethoporus</i>	Wherever found	\$12,230	\$0	\$12,230
		Dace, Moapa	<i>Moapa coriacea</i>	Wherever found	\$81,000	\$0	\$81,000
		Eulachon	<i>Thaleichthys pacificus</i>	Southern DPS	\$1,600	\$0	\$1,600
		Gambusia, Pecos	<i>Gambusia nobilis</i>	Wherever found	\$7,000	\$0	\$7,000
		Minnow, loach	<i>Tiaroga cobitis</i>	Wherever found	\$12,500	\$0	\$12,500
		Minnow, Rio Grande Silvery	<i>Hybognathus amarus</i>	Rio Grande, from Little Box Canyon to Amistad Dam	\$1,500	\$0	\$1,500
		Pikeminnow (=squawfish), Colorado	<i>Ptychocheilus lucius</i>	Salt and Verde R. drainages, AZ	\$14,100	\$0	\$14,100
		Pikeminnow (=squawfish), Colorado	<i>Ptychocheilus lucius</i>	Wherever found, except where listed as an experimental population	\$106,444	\$0	\$106,444
		Poolfish, Pahrump	<i>Empetrichthys latos</i>	Wherever found	\$12,000	\$0	\$12,000
		Pupfish, desert	<i>Cyprinodon macularius</i>	Wherever found	\$51,000	\$0	\$51,000
		Pupfish, Owens	<i>Cyprinodon radiosus</i>	Wherever found	\$40,500	\$0	\$40,500
		Salmon, Chinook	<i>Oncorhynchus</i> (=Salmo) <i>tshawytscha</i>	California Coastal ESU	\$136,000	\$0	\$136,000

Locality	Group Name	Common Name	Scientific Name	Population	General Expenditures	Land Expenditures	Grand Total
		Salmon, Chinook	Oncorhynchus (=Salmo) tshawytscha	Central Valley spring-run ESU	\$27,000	\$0	\$27,000
		Salmon, Chinook	Oncorhynchus (=Salmo) tshawytscha	Sacramento River winter-run ESU	\$500	\$0	\$500
		Salmon, Chinook	Oncorhynchus (=Salmo) tshawytscha	Snake River fall-run ESU	\$41,500	\$0	\$41,500
		Salmon, Chinook	Oncorhynchus (=Salmo) tshawytscha	Snake River spring/summer-run ESU	\$71,000	\$0	\$71,000
		Salmon, Chinook	Oncorhynchus (=Salmo) tshawytscha	Upper Columbia spring-run ESU	\$77,086	\$0	\$77,086
		Salmon, Chinook	Oncorhynchus (=Salmo) tshawytscha	Upper Willamette River ESU	\$37,860	\$0	\$37,860
		Salmon, coho	Oncorhynchus (=Salmo) kisutch	Central California Coast ESU	\$1,000	\$0	\$1,000
		Salmon, coho	Oncorhynchus (=Salmo) kisutch	Lower Columbia River ESU	\$34,500	\$0	\$34,500
		Salmon, coho	Oncorhynchus (=Salmo) kisutch	Oregon Coast ESU	\$3,104,320	\$0	\$3,104,320
		Salmon, coho	Oncorhynchus (=Salmo) kisutch	Southern Oregon - Northern California Coast ESU	\$2,036,500	\$0	\$2,036,500
		Salmon, sockeye	Oncorhynchus (=Salmo) nerka	Snake River ESU	\$2,500	\$0	\$2,500
		Shiner, Arkansas River	Notropis girardi	Arkansas River Basin (AR, KS, NM, OK, TX)	\$500	\$0	\$500
		Shiner, Pecos bluntnose	Notropis simus pecosensis	Wherever found	\$12,500	\$0	\$12,500
		Spikedace	Meda fulgida	Wherever found	\$10,000	\$0	\$10,000
		Spinedace, Big Spring	Lepidomeda mollispinis pratensis	Wherever found	\$10,000	\$0	\$10,000
		Spinedace, Little Colorado	Lepidomeda vittata	Wherever found	\$5,500	\$0	\$5,500
		Spinedace, White River	Lepidomeda albivallis	Wherever found	\$18,000	\$0	\$18,000
		Springfish, Hiko White River	Crenichthys baileyi grandis	Wherever found	\$8,000	\$0	\$8,000

Locality	Group Name	Common Name	Scientific Name	Population	General Expenditures	Land Expenditures	Grand Total
		Springfish, Railroad Valley	<i>Crenichthys nevadae</i>	Wherever found	\$5,038	\$0	\$5,038
		Springfish, White River	<i>Crenichthys baileyi baileyi</i>	Wherever found	\$10,000	\$0	\$10,000
		Steelhead	<i>Oncorhynchus (=Salmo) mykiss</i>	Central California Coast DPS	\$1,000	\$0	\$1,000
		Steelhead	<i>Oncorhynchus (=Salmo) mykiss</i>	Lower Columbia River DPS	\$39,000	\$0	\$39,000
		Steelhead	<i>Oncorhynchus (=Salmo) mykiss</i>	Middle Columbia River DPS	\$496,272	\$0	\$496,272
		Steelhead	<i>Oncorhynchus (=Salmo) mykiss</i>	Northern California DPS	\$136,000	\$0	\$136,000
		Steelhead	<i>Oncorhynchus (=Salmo) mykiss</i>	Snake River Basin DPS	\$72,000	\$0	\$72,000
		Steelhead	<i>Oncorhynchus (=Salmo) mykiss</i>	Upper Columbia River DPS	\$6,000	\$0	\$6,000
		Steelhead	<i>Oncorhynchus (=Salmo) mykiss</i>	Upper Willamette River DPS	\$51,880	\$0	\$51,880
		sturgeon, green	<i>Acipenser medirostris</i>	Southern DPS	\$2,100	\$0	\$2,100
		Sturgeon, pallid	<i>Scaphirhynchus albus</i>	Wherever found	\$40,054	\$0	\$40,054
		Sturgeon, white	<i>Acipenser transmontanus</i>	U.S.A. (ID, MT), Canada (B.C.), Kootenai R. system	\$1,000	\$0	\$1,000
		Sucker, June	<i>Chasmistes liorus</i>	Wherever found	\$2,000	\$0	\$2,000
		Sucker, Lost River	<i>Deltistes luxatus</i>	Wherever found	\$7,200	\$0	\$7,200
		Sucker, razorback	<i>Xyrauchen texanus</i>	Wherever found	\$43,450	\$0	\$43,450
		Sucker, shortnose	<i>Chasmistes brevirostris</i>	Wherever found	\$9,000	\$0	\$9,000
		Sucker, Warner	<i>Catostomus warnerensis</i>	Wherever found	\$165,273	\$0	\$165,273
		Topminnow, Gila (incl. Yaqui)	<i>Poeciliopsis occidentalis</i>	Wherever found	\$68,500	\$0	\$68,500
		Trout, bull	<i>Salvelinus confluentus</i>	U.S.A., conterminous, lower 48 states	\$651,126	\$0	\$651,126



Locality	Group Name	Common Name	Scientific Name	Population	General Expenditures	Land Expenditures	Grand Total
		trout, Greenback Cutthroat	<i>Oncorhynchus clarki stomias</i>	Wherever found	\$42,200	\$0	\$42,200
		Trout, Lahontan cutthroat	<i>Oncorhynchus clarkii henshawi</i>	Wherever found	\$288,867	\$0	\$288,867
		Tui chub, Mohave	<i>Gila bicolor</i> ssp. <i>mohavensis</i>	Wherever found	\$15,000	\$0	\$15,000
		Woundfin	<i>Plagopterus argenteus</i>	Wherever found, except where listed as an experimental population	\$31,000	\$25,000	\$56,000
	Fishes subtotal				\$8,522,380	\$25,000	\$8,547,380
	Clams	Fanshell	<i>Cyprogenia stegaria</i>	Wherever found	\$220	\$0	\$220
		Mucket, pink (pearly mussel)	<i>Lampsilis abrupta</i>	Wherever found	\$200	\$0	\$200
		Mussel, sheepnose	<i>Plethobasus cyphus</i>	Wherever found	\$220	\$0	\$220
	Clams subtotal				\$640	\$0	\$640
	Snails	Ambersnail, Kanab	<i>Oxyloma haydeni kanabensis</i>	Wherever found	\$2,000	\$0	\$2,000
		Limpet, Banbury Springs	<i>Lanx</i> sp.	Wherever found	\$26,000	\$0	\$26,000
		Snail, Bliss Rapids	<i>Taylorconcha serpenticola</i>	Wherever found	\$20,000	\$0	\$20,000
		Snail, Morro shoulderband (=Banded dune)	<i>Helminthoglypta walkeriana</i>	Wherever found	\$500	\$0	\$500
		Snail, Pecos assimineia	<i>Assimineia pecos</i>	Wherever found	\$2,500	\$0	\$2,500
		Snail, Snake River physa	<i>Physa natricina</i>	Wherever found	\$23,000	\$0	\$23,000
		Springsnail, Alamosa	<i>Tryonia alamosae</i>	Wherever found	\$3,500	\$0	\$3,500
		Springsnail, Bruneau Hot	<i>Pyrgulopsis bruneauensis</i>	Wherever found	\$18,000	\$0	\$18,000
		Springsnail, Chupadera	<i>Pyrgulopsis chupaderae</i>	Wherever found	\$500	\$0	\$500
		Springsnail, Koster's	<i>Juturnia kosteri</i>	Wherever found	\$2,500	\$0	\$2,500
		Springsnail, Roswell	<i>Pyrgulopsis roswellensis</i>	Wherever found	\$2,500	\$0	\$2,500

Locality	Group Name	Common Name	Scientific Name	Population	General Expenditures	Land Expenditures	Grand Total
	Snails subtotal				\$101,000	\$0	\$101,000
	Insects	Beetle, American burying	Nicrophorus americanus	Wherever found, except where listed as an experimental population	\$2,300	\$0	\$2,300
		Beetle, valley elderberry longhorn	Desmocerus californicus dimorphus	Wherever found	\$1,500	\$0	\$1,500
		Butterfly, Behren's silverspot	Speyeria zerene behrensii	Wherever found	\$3,300	\$0	\$3,300
		Butterfly, Fender's blue	Icaricia icarioides fenderi	Wherever found	\$38,500	\$0	\$38,500
		Butterfly, Quino checkerspot	Euphydryas editha quino (=E. e. wrighti)	Wherever found	\$18,500	\$0	\$18,500
		Butterfly, Uncompahgre fritillary	Boloria acrocneuma	Wherever found	\$8,100	\$0	\$8,100
		Checkerspot, Taylor's (=whulge)	Euphydryas editha taylori	Wherever found	\$1,000	\$0	\$1,000
		Moth, Kern primrose sphinx	Euproserpinus euterpe	Wherever found	\$10,000	\$0	\$10,000
		Skipper, Carson wandering	Pseudocopaeodes eunus obscurus	Wherever found	\$131,900	\$0	\$131,900
		Skipper, Dakota	Hesperia dacotae	Wherever found	\$12,000	\$0	\$12,000
		Skipper, Pawnee montane	Hesperia leonardus montana	Wherever found	\$100	\$0	\$100
	Insects subtotal				\$227,200	\$0	\$227,200
	Crustaceans	Amphipod, Noel's	Gammarus desperatus	Wherever found	\$3,000	\$0	\$3,000
		Fairy shrimp, longhorn	Branchinecta longiantenna	Wherever found	\$2,000	\$0	\$2,000
		Fairy shrimp, vernal pool	Branchinecta lynchi	Wherever found	\$17,000	\$0	\$17,000
		Isopod, Socorro	Thermosphaeroma thermophilus	Wherever found	\$3,000	\$0	\$3,000
		Tadpole shrimp, vernal pool	Lepidurus packardi	Wherever found	\$15,000	\$0	\$15,000
	Crustaceans subtotal				\$40,000	\$0	\$40,000

Locality	Group Name	Common Name	Scientific Name	Population	General Expenditures	Land Expenditures	Grand Total
	Flowering Plants	Bear-poppy, Dwarf	<i>Arctomecon humilis</i>	Wherever found	\$25,500	\$0	\$25,500
		beardtongue, Parachute	<i>Penstemon debilis</i>	Wherever found	\$5,300	\$0	\$5,300
		Beardtongue, Penland	<i>Penstemon penlandii</i>	Wherever found	\$22,500	\$0	\$22,500
		Bedstraw, El Dorado	<i>Galium californicum</i> ssp. <i>sierrae</i>	Wherever found	\$4,100	\$0	\$4,100
		Birds-in-a-nest, white	<i>Macbridea alba</i>	Wherever found	\$930	\$0	\$930
		Bladderpod, Dudley Bluffs	<i>Lesquerella congesta</i>	Wherever found	\$8,500	\$0	\$8,500
		Bladderpod, kodachrome	<i>Lesquerella tumulosa</i>	Wherever found	\$2,800	\$0	\$2,800
		Bladderpod, White Bluffs	<i>Physaria douglasii</i> ssp. <i>tuplashensis</i>	Wherever found	\$200	\$0	\$200
		Blue-star, Kearney's	<i>Amsonia kearneyana</i>	Wherever found	\$3,000	\$0	\$3,000
		Brodiaea, Chinese Camp	<i>Brodiaea pallida</i>	Wherever found	\$500	\$0	\$500
		Buckwheat, steamboat	<i>Eriogonum ovalifolium</i> var. <i>williamsiae</i>	Wherever found	\$100,000	\$0	\$100,000
		Buckwheat, Umtanum Desert	<i>Eriogonum codium</i>	Wherever found	\$200	\$0	\$200
		Buttercup, autumn	<i>Ranunculus aestivalis</i> (= <i>acriformis</i> )	Wherever found	\$1,000	\$0	\$1,000
		Butterfly plant, Colorado	<i>Gaura neomexicana</i> var. <i>coloradensis</i>	Wherever found	\$20,813	\$0	\$20,813
		Butterweed, Layne's	<i>Senecio layneae</i>	Wherever found	\$5,850	\$4,000	\$9,850
		Butterwort, Godfrey's	<i>Pinguicula ionantha</i>	Wherever found	\$930	\$0	\$930
		Cactus, Acuna	<i>Echinomastus erectocentrus</i> var. <i>acunensis</i>	Wherever found	\$13,000	\$0	\$13,000
		Cactus, Arizona hedgehog	<i>Echinocereus triglochidiatus</i> var. <i>arizonicus</i>	Wherever found	\$1,000	\$0	\$1,000
		Cactus, Bakersfield	<i>Opuntia treleasei</i>	Wherever found	\$500	\$0	\$500
		Cactus, Brady pincushion	<i>Pediocactus bradyi</i>	Wherever found	\$2,000	\$0	\$2,000
		Cactus, Colorado hookless	<i>Sclerocactus glaucus</i>	Wherever found	\$155,400	\$0	\$155,400

Locality	Group Name	Common Name	Scientific Name	Population	General Expenditures	Land Expenditures	Grand Total
		Cactus, Fickeisen plains	Pediocactus peeblesianus fickeiseniae	Wherever found	\$32,500	\$0	\$32,500
		Cactus, Knowlton's	Pediocactus knowltonii	Wherever found	\$1,500	\$0	\$1,500
		Cactus, Kuenzler hedgehog	Echinocereus fendleri var. kuenzleri	Wherever found	\$16,400	\$0	\$16,400
		Cactus, Mesa Verde	Sclerocactus mesae-verdae	Wherever found	\$2,000	\$0	\$2,000
		Cactus, Nichol's Turk's head	Echinocactus horizionthalonius var. nicholii	Wherever found	\$2,000	\$0	\$2,000
		cactus, Pariette	Sclerocactus brevispinus	Wherever found	\$11,626	\$0	\$11,626
		Cactus, Peebles Navajo	Pediocactus peeblesianus var. peeblesianus	Wherever found	\$7,500	\$0	\$7,500
		Cactus, Pima pineapple	Coryphantha scheeri var. robustispina	Wherever found	\$4,000	\$0	\$4,000
		Cactus, San Rafael	Pediocactus despainii	Wherever found	\$16,136	\$0	\$16,136
		Cactus, Siler pincushion	Pediocactus (=Echinocactus,=Utahia) sileri	Wherever found	\$14,000	\$0	\$14,000
		Cactus, Sneed pincushion	Coryphantha sneedii var. sneedii	Wherever found	\$1,000	\$0	\$1,000
		cactus, Uinta Basin hookless	Sclerocactus wetlandicus	Wherever found	\$24,592	\$0	\$24,592
		Cactus, Winkler	Pediocactus winkleri	Wherever found	\$30,000	\$0	\$30,000
		Cactus, Wright fishhook	Sclerocactus wrightiae	Wherever found	\$41,800	\$0	\$41,800
		Catchfly, Spalding's	Silene spaldingii	Wherever found	\$32,500	\$0	\$32,500
		Ceanothus, Pine Hill	Ceanothus roderickii	Wherever found	\$4,100	\$3,000	\$7,100
		Checker-mallow, Nelson's	Sidalcea nelsoniana	Wherever found	\$9,600	\$0	\$9,600
		Checkermallow, Wenatchee Mountains	Sidalcea oregana var. calva	Local Endemic	\$200	\$0	\$200
		Clarkia, Springville	Clarkia springvillensis	Wherever found	\$2,500	\$0	\$2,500
		Cliffrose, Arizona	Purshia (=Cowania) subintegra	Wherever found	\$2,000	\$0	\$2,000

Locality	Group Name	Common Name	Scientific Name	Population	General Expenditures	Land Expenditures	Grand Total
		Clover, running buffalo	<i>Trifolium stoloniferum</i>	Wherever found	\$100	\$0	\$100
		Cycladenia, Jones	<i>Cycladenia humilis</i> var. <i>jonesii</i>	Wherever found	\$35,240	\$0	\$35,240
		Daisy, Parish's	<i>Erigeron parishii</i>	Wherever found	\$4,500	\$0	\$4,500
		Daisy, Willamette	<i>Erigeron decumbens</i>	Wherever found	\$57,000	\$0	\$57,000
		Desert-parsley, Bradshaw's	<i>Lomatium bradshawii</i>	Wherever found	\$32,000	\$0	\$32,000
		Flannelbush, Mexican	<i>Fremontodendron mexicanum</i>	Wherever found	\$10,000	\$0	\$10,000
		Flannelbush, Pine Hill	<i>Fremontodendron californicum</i> ssp. <i>decumbens</i>	Wherever found	\$4,850	\$0	\$4,850
		Fleabane, Zuni	<i>Erigeron rhizomatus</i>	Wherever found	\$3,000	\$0	\$3,000
		Four-o'clock, MacFarlane's	<i>Mirabilis macfarlanei</i>	Wherever found	\$28,500	\$0	\$28,500
		Fritillary, Gentner's	<i>Fritillaria gentneri</i>	Wherever found	\$207,500	\$0	\$207,500
		Howellia, water	<i>Howellia aquatilis</i>	Wherever found	\$9,200	\$0	\$9,200
		ivesia, Webber's	<i>Ivesia webberi</i>	Wherever found	\$114,000	\$0	\$114,000
		Jewelflower, California	<i>Caulanthus californicus</i>	Wherever found	\$10,500	\$0	\$10,500
		Ladies'-tresses, Ute	<i>Spiranthes diluvialis</i>	Wherever found	\$151,617	\$0	\$151,617
		ladies-tresses, Canelo Hills	<i>Spiranthes delitescens</i>	Wherever found	\$1,000	\$0	\$1,000
		Layia, beach	<i>Layia carnosa</i>	Wherever found	\$60,000	\$0	\$60,000
		Lily, Western	<i>Lilium occidentale</i>	Wherever found	\$20,000	\$0	\$20,000
		Lomatium, Cook's	<i>Lomatium cookii</i>	Wherever found	\$34,000	\$0	\$34,000
		Lupine, Kincaid's	<i>Lupinus sulphureus</i> ssp. <i>kincaidii</i>	Wherever found	\$93,000	\$0	\$93,000
		mallow, Gierisch	<i>Sphaeralcea gierischii</i>	Wherever found	\$24,000	\$0	\$24,000
		Mallow, Kern	<i>Eremalche kernensis</i>	Wherever found	\$7,500	\$0	\$7,500
		Manzanita, lone	<i>Arctostaphylos myrtifolia</i>	Wherever found	\$23,180	\$0	\$23,180

Locality	Group Name	Common Name	Scientific Name	Population	General Expenditures	Land Expenditures	Grand Total
		Manzanita, Morro	Arctostaphylos morroensis	Wherever found	\$500	\$0	\$500
		Milk-vetch, Coachella Valley	Astragalus lentiginosus var. coachellae	Wherever found	\$4,400	\$0	\$4,400
		Milk-vetch, Cushenbury	Astragalus albens	Wherever found	\$4,500	\$0	\$4,500
		Milk-vetch, Fish Slough	Astragalus lentiginosus var. piscinensis	Wherever found	\$16,500	\$0	\$16,500
		Milk-vetch, heliotrope	Astragalus montii	Wherever found	\$2,000	\$0	\$2,000
		Milk-vetch, Holmgren	Astragalus holmgreniorum	Wherever found	\$39,000	\$0	\$39,000
		Milk-vetch, Lane Mountain	Astragalus jaegerianus	Wherever found	\$18,000	\$0	\$18,000
		Milk-vetch, Mancos	Astragalus humillimus	Wherever found	\$1,000	\$0	\$1,000
		Milk-vetch, Peirson's	Astragalus magdalenae var. peirsonii	Wherever found	\$280,000	\$0	\$280,000
		Milk-vetch, Shivwits	Astragalus ampullarioides	Wherever found	\$2,500	\$0	\$2,500
		Milk-vetch, triple-ribbed	Astragalus tricarinatus	Wherever found	\$4,400	\$0	\$4,400
		milkvetch, Deseret	Astragalus desereticus	Wherever found	\$2,000	\$0	\$2,000
		milkvetch, Osterhout	Astragalus osterhoutii	Wherever found	\$3,500	\$0	\$3,500
		Milkweed, Welsh's	Asclepias welshii	Wherever found	\$24,000	\$0	\$24,000
		Monkshood, northern wild	Aconitum noveboracense	Wherever found	\$100	\$0	\$100
		Morning-glory, Stebbins	Calystegia stebbinsii	Wherever found	\$4,800	\$0	\$4,800
		Mustard, Penland alpine fen	Eutrema penlandii	Wherever found	\$16,000	\$0	\$16,000
		Niterwort, Amargosa	Nitrophila mohavensis	Wherever found	\$19,500	\$0	\$19,500
		Orchid, western prairie fringed	Platanthera praeclara	Wherever found	\$9,474	\$0	\$9,474
		Orcutt grass, San Joaquin	Orcuttia inaequalis	Wherever found	\$500	\$0	\$500
		Orcutt grass, slender	Orcuttia tenuis	Wherever found	\$1,500	\$0	\$1,500

Locality	Group Name	Common Name	Scientific Name	Population	General Expenditures	Land Expenditures	Grand Total
		Owl's-clover, fleshy	<i>Castilleja campestris</i> ssp. <i>succulenta</i>	Wherever found	\$500	\$0	\$500
		oxytheca, Cushenbury	<i>Oxytheca parishii</i> var. <i>goodmaniana</i>	Wherever found	\$4,500	\$0	\$4,500
		paintbrush, golden	<i>Castilleja levisecta</i>	Wherever found	\$900	\$0	\$900
		Penstemon, blowout	<i>Penstemon haydenii</i>	Wherever found	\$43,998	\$0	\$43,998
		Phacelia, DeBeque	<i>Phacelia submutica</i>	Wherever found	\$24,700	\$0	\$24,700
		Phacelia, North Park	<i>Phacelia formosula</i>	Wherever found	\$8,500	\$0	\$8,500
		Pogonia, small whorled	<i>Isotria medeoloides</i>	Wherever found	\$100	\$0	\$100
		popcornflower, rough	<i>Plagiobothrys hirtus</i>	Wherever found	\$29,000	\$0	\$29,000
		Reed-mustard, clay	<i>Schoenocrambe argillacea</i>	Wherever found	\$3,742	\$0	\$3,742
		Reed-mustard, shrubby	<i>Schoenocrambe suffrutescens</i>	Wherever found	\$39,224	\$0	\$39,224
		Ridge-cress, Barneby	<i>Lepidium barnebyanum</i>	Wherever found	\$1,571	\$0	\$1,571
		Sedge, Navajo	<i>Carex specuicola</i>	Wherever found	\$3,760	\$0	\$3,760
		Skullcap, Florida	<i>Scutellaria floridana</i>	Wherever found	\$930	\$0	\$930
		Spineflower, slender-horned	<i>Dodecahema leptoceras</i>	Wherever found	\$200	\$0	\$200
		Spiraea, Virginia	<i>Spiraea virginiana</i>	Wherever found	\$100	\$0	\$100
		Sunflower, Pecos (=puzzle, =paradox)	<i>Helianthus paradoxus</i>	Wherever found	\$11,600	\$0	\$11,600
		Townsendia, Last Chance	<i>Townsendia aprica</i>	Wherever found	\$2,000	\$0	\$2,000
		Twinpod, Dudley Bluffs	<i>Physaria obcordata</i>	Wherever found	\$3,500	\$0	\$3,500
		Vervain, Red Hills	<i>Verbena californica</i>	Wherever found	\$1,500	\$0	\$1,500
		Wallflower, Menzies'	<i>Erysimum menziesii</i>	Wherever found	\$60,000	\$0	\$60,000
		Water-umbel, Huachuca	<i>Lilaeopsis schaffneriana</i> var. <i>recurva</i>	Wherever found	\$14,000	\$0	\$14,000
		wild buckwheat, clay-loving	<i>Eriogonum pelinophilum</i>	Wherever found	\$11,700	\$0	\$11,700

Locality	Group Name	Common Name	Scientific Name	Population	General Expenditures	Land Expenditures	Grand Total
		Wild-buckwheat, gypsum	Eriogonum gypsophilum	Wherever found	\$2,800	\$0	\$2,800
		Wire-lettuce, Malheur	Stephanomeria malheurensis	Wherever found	\$2,200	\$0	\$2,200
		Woolly-star, Santa Ana River	Eriastrum densifolium ssp. sanctorum	Wherever found	\$800	\$0	\$800
		Wooly-threads, San Joaquin	Monolopia (=Lembertia) congdonii	Wherever found	\$159,000	\$0	\$159,000
		Yellowhead, desert	Yermo xanthocephalus	Wherever found	\$44,000	\$0	\$44,000
	Flowering Plants subtotal				\$2,489,663	\$7,000	\$2,496,663
Domestic subtotal					\$26,514,177	\$8,534,100	\$35,048,277
Total					\$26,514,177	\$8,534,100	\$35,048,277



## DOI Bureau of Reclamation --

**\*FY2016\***

Locality	Group Name	Common Name	Scientific Name	Population	General Expenditures	Land Expenditures	Grand Total
Domestic	Mammals	Bat, lesser long-nosed	Leptonycteris curasoae yerbabuena	Wherever found	\$18,500	\$0	\$18,500
		Bat, Northern long-eared	Myotis septentrionalis	Wherever found	\$6,000	\$0	\$6,000
		Ferret, black-footed	Mustela nigripes	Wherever found, except where listed as an experimental population	\$1,800	\$0	\$1,800
		Fox, San Joaquin kit	Vulpes macrotis mutica	wherever found	\$109,500	\$360,500	\$470,000
		Kangaroo rat, Fresno	Dipodomys nitratoides exilis	Wherever found	\$143,000	\$0	\$143,000
		Kangaroo rat, giant	Dipodomys ingens	Wherever found	\$500	\$0	\$500
		Kangaroo rat, Tipton	Dipodomys nitratoides nitratoides	Wherever found	\$5,000	\$360,500	\$365,500
		Mouse, New Mexico meadow jumping	Zapus hudsonius luteus	Wherever found	\$100,000	\$0	\$100,000
		Mouse, Preble's meadow jumping	Zapus hudsonius preblei	wherever found	\$1,500	\$0	\$1,500
		Whale, killer	Orcinus orca	Southern Resident DPS	\$487,000	\$0	\$487,000

Locality	Group Name	Common Name	Scientific Name	Population	General Expenditures	Land Expenditures	Grand Total
		Wolf, gray	Canis lupus	U.S.A.: All of AL, AR, CA, CO, CT, DE, FL, GA, IA, IN, IL, KS, KY, LA, MA, MD, ME, MI, MO, MS, NC, ND, NE, NH, NJ, NV, NY, OH, OK, PA, RI, SC, SD, TN, TX, VA, VT, WI, and WV; and portions of AZ, NM, OR, UT, and WA. Mexico.	\$2,500	\$0	\$2,500
	Mammals subtotal				\$875,300	\$721,000	\$1,596,300
	Birds	Crane, whooping	Grus americana	Wherever found, except where listed as an experimental population	\$3,000	\$0	\$3,000
		Cuckoo, yellow-billed	Coccyzus americanus	Western U.S. DPS	\$3,568,500	\$2,325,000	\$5,893,500
		Flycatcher, southwestern willow	Empidonax traillii extimus	Wherever found	\$5,213,500	\$2,075,000	\$7,288,500
		Plover, piping	Charadrius melodus	[Atlantic Coast and Northern Great Plains populations] - Wherever found, except those areas where listed as endangered.	\$8,000	\$0	\$8,000
		Rail, Yuma clapper	Rallus longirostris yumanensis	Wherever found	\$1,662,000	\$0	\$1,662,000
		Tern, California least	Sterna antillarum browni	Wherever found	\$500	\$0	\$500
		Tern, least	Sterna antillarum	interior pop.	\$27,500	\$0	\$27,500
		Vireo, least Bell's	Vireo bellii pusillus	Wherever found	\$10,000	\$0	\$10,000
	Birds subtotal				\$10,493,000	\$4,400,000	\$14,893,000
	Reptiles	gartersnake, northern Mexican	Thamnophis eques megalops	Wherever found	\$48,500	\$0	\$48,500

Locality	Group Name	Common Name	Scientific Name	Population	General Expenditures	Land Expenditures	Grand Total
		Lizard, blunt-nosed leopard	Gambelia silus	Wherever found	\$133,500	\$360,500	\$494,000
		Snake, giant garter	Thamnophis gigas	Wherever found	\$856,000	\$0	\$856,000
		Whipsnake (=striped racer), Alameda	Masticophis lateralis euryxanthus	Wherever found	\$2,000	\$0	\$2,000
	Reptiles subtotal				\$1,040,000	\$360,500	\$1,400,500
	Amphibians	Frog, California red-legged	Rana draytonii	Wherever found	\$18,000	\$0	\$18,000
		Frog, Oregon spotted	Rana pretiosa	Wherever found	\$93,500	\$0	\$93,500
		Salamander, California tiger	Ambystoma californiense	U.S.A. (Central CA DPS)	\$49,000	\$0	\$49,000
	Amphibians subtotal				\$160,500	\$0	\$160,500
	Fishes	Chub, bonytail	Gila elegans	Wherever found	\$6,804,000	\$2,075,000	\$8,879,000
		Chub, Gila	Gila intermedia	Wherever found	\$768,000	\$0	\$768,000
		Chub, humpback	Gila cypha	Wherever found	\$5,000,000	\$0	\$5,000,000
		Chub, Virgin River	Gila seminuda (=robusta)	Wherever found	\$15,000	\$0	\$15,000
		Gambusia, Pecos	Gambusia nobilis	Wherever found	\$13,000	\$0	\$13,000
		Minnow, loach	Tiaroga cobitis	Wherever found	\$768,000	\$0	\$768,000
		Minnow, Rio Grande Silvery	Hybognathus amarus	Wherever found, except where listed as an experimental population	\$7,000,000	\$2,500,000	\$9,500,000
		Pikeminnow (=squawfish), Colorado	Ptychocheilus lucius	Wherever found, except where listed as an experimental population	\$5,000,000	\$0	\$5,000,000
		Pupfish, Comanche Springs	Cyprinodon elegans	Wherever found	\$13,000	\$0	\$13,000

Locality	Group Name	Common Name	Scientific Name	Population	General Expenditures	Land Expenditures	Grand Total
		Salmon, Chinook	Oncorhynchus (=Salmo) tshawytscha	Central Valley spring-run ESU	\$573,000	\$88,000	\$661,000
		Salmon, Chinook	Oncorhynchus (=Salmo) tshawytscha	Lower Columbia River ESU	\$485,500	\$302,500	\$788,000
		Salmon, Chinook	Oncorhynchus (=Salmo) tshawytscha	Sacramento River winter-run ESU	\$8,259,500	\$88,000	\$8,347,500
		Salmon, Chinook	Oncorhynchus (=Salmo) tshawytscha	Snake River fall-run ESU	\$341,000	\$302,500	\$643,500
		Salmon, Chinook	Oncorhynchus (=Salmo) tshawytscha	Snake River spring/summer-run ESU	\$2,694,500	\$302,500	\$2,997,000
		Salmon, Chinook	Oncorhynchus (=Salmo) tshawytscha	Upper Columbia spring-run ESU	\$2,916,500	\$302,500	\$3,219,000
		Salmon, Chinook	Oncorhynchus (=Salmo) tshawytscha	Upper Willamette River ESU	\$13,500	\$0	\$13,500
		Salmon, coho	Oncorhynchus (=Salmo) kisutch	Southern Oregon - Northern California Coast ESU	\$8,862,000	\$0	\$8,862,000
		Salmon, sockeye	Oncorhynchus (=Salmo) nerka	Snake River ESU	\$341,000	\$302,500	\$643,500
		Shiner, Pecos bluntnose	Notropis simus pecosensis	Wherever found	\$1,600,000	\$1,100,000	\$2,700,000
		Shiner, Topeka	Notropis topeka (=tristis)	Wherever found, except where listed as an experimental population	\$1,400	\$0	\$1,400
		Smelt, delta	Hypomesus transpacificus	Wherever found	\$10,208,000	\$0	\$10,208,000
		Spikedace	Meda fulgida	Wherever found	\$768,000	\$0	\$768,000
		Spinedace, Little Colorado	Lepidomeda vittata	Wherever found	\$5,000	\$0	\$5,000
		Steelhead	Oncorhynchus (=Salmo) mykiss	California Central Valley DPS	\$2,980,000	\$88,000	\$3,068,000
		Steelhead	Oncorhynchus (=Salmo) mykiss	Central California Coast DPS	\$477,000	\$0	\$477,000

Locality	Group Name	Common Name	Scientific Name	Population	General Expenditures	Land Expenditures	Grand Total
		Steelhead	Oncorhynchus (=Salmo) mykiss	Lower Columbia River DPS	\$485,500	\$302,500	\$788,000
		Steelhead	Oncorhynchus (=Salmo) mykiss	Middle Columbia River DPS	\$1,271,500	\$302,500	\$1,574,000
		Steelhead	Oncorhynchus (=Salmo) mykiss	Snake River Basin DPS	\$4,198,000	\$302,500	\$4,500,500
		Steelhead	Oncorhynchus (=Salmo) mykiss	Southern California DPS	\$567,500	\$0	\$567,500
		Steelhead	Oncorhynchus (=Salmo) mykiss	Upper Columbia River DPS	\$2,877,500	\$302,500	\$3,180,000
		sturgeon, green	Acipenser medirostris	Southern DPS	\$487,000	\$0	\$487,000
		Sturgeon, pallid	Scaphirhynchus albus	Wherever found	\$850,000	\$0	\$850,000
		Sucker, June	Chasmistes liorus	Wherever found	\$300,000	\$0	\$300,000
		Sucker, Lost River	Deltistes luxatus	Wherever found	\$1,954,500	\$0	\$1,954,500
		Sucker, razorback	Xyrauchen texanus	Wherever found	\$9,146,500	\$2,075,000	\$11,221,500
		Sucker, shortnose	Chasmistes brevirostris	Wherever found	\$1,954,500	\$0	\$1,954,500
		Topminnow, Gila (incl. Yaqui)	Poeciliopsis occidentalis	Wherever found	\$768,000	\$0	\$768,000
		Trout, bull	Salvelinus confluentus	U.S.A., conterminous, lower 48 states	\$1,267,000	\$42,000	\$1,309,000
		Trout, Lahontan cutthroat	Oncorhynchus clarkii henshawi	Wherever found	\$16,500	\$0	\$16,500
		Woundfin	Plagopterus argentissimus	Wherever found, except where listed as an experimental population	\$15,000	\$0	\$15,000
	Fishes subtotal				\$92,065,900	\$10,778,500	\$102,844,400
	Snails	Snail, Snake River physa	Physa natricina	Wherever found	\$60,000	\$0	\$60,000
	Snails subtotal				\$60,000	\$0	\$60,000
	Insects	Beetle, valley elderberry longhorn	Desmocerus californicus dimorphus	Wherever found	\$66,000	\$0	\$66,000

Locality	Group Name	Common Name	Scientific Name	Population	General Expenditures	Land Expenditures	Grand Total
		Butterfly, bay checkerspot	<i>Euphydryas editha bayensis</i>	Wherever found	\$531,500	\$0	\$531,500
		Butterfly, Fender's blue	<i>Icaricia icarioides fenderi</i>	Wherever found	\$22,000	\$0	\$22,000
		Skipper, Dakota	<i>Hesperia dacotae</i>	Wherever found	\$3,500	\$0	\$3,500
		skipperling, Poweshiek	<i>Oarisma poweshiek</i>	Wherever found	\$400	\$0	\$400
	Insects subtotal				\$623,400	\$0	\$623,400
	Crustaceans	Fairy shrimp, vernal pool	<i>Branchinecta lynchi</i>	Wherever found	\$130,500	\$0	\$130,500
	Crustaceans subtotal				\$130,500	\$0	\$130,500
	Flowering Plants	Fiddleneck, large-flowered	<i>Amsinckia grandiflora</i>	Wherever found	\$248,500	\$0	\$248,500
		Jewelflower, Metcalf Canyon	<i>Streptanthus albidus</i> ssp. <i>albidus</i>	Wherever found	\$305,500	\$0	\$305,500
		Ladies'-tresses, Ute	<i>Spiranthes diluvialis</i>	Wherever found	\$150,000	\$0	\$150,000
		Mallow, Kern	<i>Eremalche kernensis</i>	Wherever found	\$200	\$0	\$200
	Flowering Plants subtotal				\$704,200	\$0	\$704,200
	Multi-Species				\$20,702,000	\$0	\$20,702,000
	Multi-Species subtotal				\$20,702,000	\$0	\$20,702,000
Domestic subtotal					\$126,854,800	\$16,260,000	\$143,114,800
Total					\$126,854,800	\$16,260,000	\$143,114,800

## DOI National Park Service --

**\*FY2016\***

Locality	Group Name	Common Name	Scientific Name	Population	General Expenditures	Land Expenditures	Grand Total
Domestic	Mammals	bat, Florida bonneted	Eumops floridanus	Wherever found	\$20,000	\$0	\$20,000
		Bat, gray	Myotis grisescens	Wherever found	\$89,574	\$0	\$89,574
		Bat, Hawaiian hoary	Lasiurus cinereus semotus	Wherever found	\$45,600	\$0	\$45,600
		Bat, Indiana	Myotis sodalis	Wherever found	\$364,443	\$0	\$364,443
		Bat, lesser long-nosed	Leptonycteris curasoae yerbabuena	Wherever found	\$23,952	\$0	\$23,952
		Bat, Mexican long-nosed	Leptonycteris nivalis	Wherever found	\$1,500	\$0	\$1,500
		Bat, Northern long-eared	Myotis septentrionalis	Wherever found	\$1,278,430	\$0	\$1,278,430
		Bat, Ozark big-eared	Corynorhinus (=Plecotus) townsendii ingens	Wherever found	\$41,674	\$0	\$41,674
		Bat, Virginia big-eared	Corynorhinus (=Plecotus) townsendii virginianus	Wherever found	\$28,100	\$0	\$28,100
		Bear, grizzly	Ursus arctos horribilis	U.S.A., conterminous (lower 48) States, except where listed as an experimental population or delisted	\$2,088,779	\$0	\$2,088,779
		Ferret, black-footed	Mustela nigripes	U.S.A. (WY and specified portions of AZ, CO, MT, SD, and UT, see 17.84(g)(9))	\$35,000	\$0	\$35,000
		Ferret, black-footed	Mustela nigripes	Wherever found, except where listed as an experimental population	\$31,900	\$0	\$31,900

Locality	Group Name	Common Name	Scientific Name	Population	General Expenditures	Land Expenditures	Grand Total
		Lynx, Canada	Lynx canadensis	Contiguous U.S. DPS	\$15,700	\$0	\$15,700
		Manatee, West Indian	Trichechus manatus	Wherever found	\$12,000	\$0	\$12,000
		Mouse, Anastasia Island beach	Peromyscus polionotus phasma	Wherever found	\$600	\$0	\$600
		Mouse, Perdido Key beach	Peromyscus polionotus trissyllepsis	Wherever found	\$2,000	\$0	\$2,000
		Mouse, southeastern beach	Peromyscus polionotus niveiventris	wherever found	\$1,000	\$0	\$1,000
		Panther, Florida	Puma (=Felis) concolor coryi	Wherever found	\$210,000	\$0	\$210,000
		Prairie dog, Utah	Cynomys parvidens	Wherever found	\$9,000	\$0	\$9,000
		Pronghorn, Sonoran	Antilocapra americana sonoriensis	U.S.A. (AZ), Mexico	\$1,000	\$0	\$1,000
		Pronghorn, Sonoran	Antilocapra americana sonoriensis	Wherever found, except where listed as an experimental population	\$96,300	\$0	\$96,300
		Seal, Hawaiian monk	Monachus schauinslandi	Wherever found	\$48,150	\$0	\$48,150
		Sheep, Sierra Nevada bighorn	Ovis canadensis sierrae	Sierra Nevada	\$80,500	\$0	\$80,500
		Squirrel, Carolina northern flying	Glaucomys sabrinus coloratus	Wherever found	\$5,200	\$0	\$5,200
		Whale, finback	Balaenoptera physalus	Wherever found	\$200	\$0	\$200
		Whale, humpback	Megaptera novaeangliae	Wherever found	\$263,497	\$0	\$263,497
		Whale, killer	Orcinus orca	Southern Resident DPS	\$50	\$0	\$50
		Whale, North Atlantic Right	Eubalaena glacialis	Wherever found	\$1,200	\$0	\$1,200
		Whale, North Pacific Right	Eubalaena japonica	Wherever found	\$50	\$0	\$50
		Whale, Sei	Balaenoptera borealis	Wherever found	\$100	\$0	\$100
		Whale, sperm	Physeter catodon (=macrocephalus)	Wherever found	\$100	\$0	\$100
		Wolf, gray	Canis lupus	MN	\$40,000	\$0	\$40,000



Locality	Group Name	Common Name	Scientific Name	Population	General Expenditures	Land Expenditures	Grand Total
		Wolf, gray	Canis lupus	U.S.A.: All of AL, AR, CA, CO, CT, DE, FL, GA, IA, IN, IL, KS, KY, LA, MA, MD, ME, MI, MO, MS, NC, ND, NE, NH, NJ, NV, NY, OH, OK, PA, RI, SC, SD, TN, TX, VA, VT, WI, and WV; and portions of AZ, NM, OR, UT, and WA. Mexico.	\$225,807	\$0	\$225,807
		Wolf, gray	Canis lupus	WY, EXPN population	\$570,000	\$0	\$570,000
	Mammals subtotal				\$5,631,406	\$0	\$5,631,406
	Birds	akepa, Maui	Loxops ochraceus	Wherever found	\$43,100	\$0	\$43,100
		Condor, California	Gymnogyps californianus	U.S.A. (specific portions of Arizona, Nevada, and Utah)	\$39,000	\$0	\$39,000
		Condor, California	Gymnogyps californianus	U.S.A. only, except where listed as an experimental population	\$390,000	\$0	\$390,000
		Coot, Hawaiian	Fulica americana alai	Wherever found	\$166,000	\$0	\$166,000
		Cuckoo, yellow-billed	Coccyzus americanus	Western U.S. DPS	\$61,000	\$0	\$61,000
		falcon, northern aplomado	Falco femoralis septentrionalis	Wherever found, except where listed as an experimental population	\$40,915	\$0	\$40,915
		Flycatcher, southwestern willow	Empidonax traillii extimus	Wherever found	\$3,000	\$0	\$3,000
		Goose, Hawaiian	Branta (=Nesochen) sandvicensis	Wherever found	\$272,713	\$0	\$272,713

Locality	Group Name	Common Name	Scientific Name	Population	General Expenditures	Land Expenditures	Grand Total
		honeycreeper, (Akohekohe) crested	Palmeria dolei	Wherever found	\$43,100	\$0	\$43,100
		Kite, Everglade snail	Rostrhamus sociabilis plumbeus	Wherever found	\$10,000	\$0	\$10,000
		Knot, red	Calidris canutus rufa	Wherever found	\$29,750	\$0	\$29,750
		Murrelet, marbled	Brachyramphus marmoratus	U.S.A. (CA, OR, WA)	\$112,900	\$0	\$112,900
		Owl, Mexican spotted	Strix occidentalis lucida	Wherever found	\$130,100	\$0	\$130,100
		Owl, northern spotted	Strix occidentalis caurina	Wherever found	\$402,414	\$0	\$402,414
		parrotbill, Maui (Kiwikiu)	Pseudonestor xanthophrys	Wherever found	\$43,100	\$0	\$43,100
		petrel, Hawaiian	Pterodroma sandwichensis	Wherever found	\$411,483	\$0	\$411,483
		Plover, piping	Charadrius melodus	[Atlantic Coast and Northern Great Plains populations] - Wherever found, except those areas where listed as endangered.	\$1,054,017	\$0	\$1,054,017
		Plover, piping	Charadrius melodus	[Great Lakes watershed DPS] - Great Lakes, watershed in States of IL, IN, MI, MN, NY, OH, PA, and WI and Canada (Ont.)	\$83,900	\$0	\$83,900
		Plover, western snowy	Charadrius alexandrinus nivosus	Pacific Coast population DPS-U.S.A. (CA, OR, WA), Mexico (within 50 miles of Pacific coast)	\$70,000	\$0	\$70,000
		sage-grouse, Gunnison	Centrocercus minimus	Wherever found	\$8,000	\$0	\$8,000
		Shearwater, Newell's Townsend's	Puffinus auricularis newelli	Wherever found	\$43,100	\$0	\$43,100
		Sparrow, Cape Sable seaside	Ammodramus maritimus mirabilis	Wherever found	\$390,000	\$0	\$390,000

Locality	Group Name	Common Name	Scientific Name	Population	General Expenditures	Land Expenditures	Grand Total
		Stilt, Hawaiian	Himantopus mexicanus knudseni	Wherever found	\$166,000	\$0	\$166,000
		Stork, wood	Mycteria americana	AL, FL, GA, MS, NC, SC	\$41,350	\$0	\$41,350
		Tern, least	Sterna antillarum	interior pop.	\$74,500	\$0	\$74,500
		Tern, roseate	Sterna dougallii dougallii	Western Hemisphere except NE U.S.	\$2,500	\$0	\$2,500
		Tern, roseate	Sterna dougallii dougallii	northeast U.S. nesting pop.	\$37,894	\$0	\$37,894
		Vireo, Black-capped	Vireo atricapilla	Wherever found	\$3,000	\$0	\$3,000
		Warbler, Kirtland's	Setophaga kirtlandii (= Dendroica kirtlandii)	Wherever found	\$250	\$0	\$250
		Woodpecker, red-cockaded	Picoides borealis	Wherever found	\$5,000	\$0	\$5,000
	Birds subtotal				\$4,178,086	\$0	\$4,178,086
	Reptiles	Alligator, American	Alligator mississippiensis	Wherever found	\$81,000	\$0	\$81,000
		Crocodile, American	Crocodylus acutus	U.S.A. (FL)	\$126,500	\$0	\$126,500
		gartersnake, northern Mexican	Thamnophis eques megalops	Wherever found	\$7,000	\$0	\$7,000
		Lizard, St. Croix ground	Ameiva polops	Wherever found	\$7,500	\$0	\$7,500
		Sea turtle, green	Chelonia mydas	Central South Pacific DPS	\$100,000	\$0	\$100,000
		Sea turtle, green	Chelonia mydas	North Atlantic DPS	\$361,100	\$0	\$361,100
		Sea turtle, hawksbill	Eretmochelys imbricata	Wherever found	\$245,097	\$0	\$245,097
		Sea turtle, Kemp's ridley	Lepidochelys kempii	Wherever found	\$1,096,802	\$0	\$1,096,802
		Sea turtle, leatherback	Dermochelys coriacea	Wherever found	\$4,000	\$0	\$4,000
		Sea turtle, loggerhead	Caretta caretta	Northwest Atlantic Ocean DPS	\$611,773	\$0	\$611,773
		Snake, eastern indigo	Drymarchon corais couperi	Wherever found	\$2,500	\$0	\$2,500
		Snake, San Francisco garter	Thamnophis sirtalis tetrataenia	Wherever found	\$6,000	\$0	\$6,000

Locality	Group Name	Common Name	Scientific Name	Population	General Expenditures	Land Expenditures	Grand Total
		Tortoise, desert	Gopherus agassizii	AZ south and east of Colorado R., and Mexico, when found outside of Mexico or said range in AZ	\$7,200	\$0	\$7,200
		Tortoise, desert	Gopherus agassizii	Wherever found, except AZ south and east of Colorado R., and Mexico	\$236,500	\$0	\$236,500
		turtle, bog	Clemmys muhlenbergii	U.S.A. (GA, NC, SC, TN, VA)	\$5,000	\$0	\$5,000
		turtle, bog	Clemmys muhlenbergii	Wherever found, except GA, NC, SC, TN, VA	\$37,000	\$0	\$37,000
	Reptiles subtotal				\$2,934,972	\$0	\$2,934,972
	Amphibians	Frog, California red-legged	Rana draytonii	Wherever found	\$116,000	\$0	\$116,000
		Frog, mountain yellow-legged	Rana muscosa	Northern California DPS	\$191,872	\$0	\$191,872
		Frog, Sierra Nevada Yellow-legged	Rana sierrae	Wherever found	\$445,792	\$0	\$445,792
		Hellbender, Ozark	Cryptobranchus alleganiensis bishopi	Wherever found	\$6,500	\$0	\$6,500
		Salamander, California tiger	Ambystoma californiense	U.S.A. (Central CA DPS)	\$1,000	\$0	\$1,000
		Salamander, Jemez Mountains	Plethodon neomexicanus	Wherever found	\$2,400	\$0	\$2,400
		Salamander, Shenandoah	Plethodon shenandoah	Wherever found	\$12,000	\$0	\$12,000
		toad, Yosemite	Anaxyrus canorus	Wherever found	\$7,500	\$0	\$7,500
	Amphibians subtotal				\$783,064	\$0	\$783,064
	Fishes	Chub, bonytail	Gila elegans	Wherever found	\$1,500	\$0	\$1,500
		Chub, humpback	Gila cypha	Wherever found	\$567,900	\$0	\$567,900

Locality	Group Name	Common Name	Scientific Name	Population	General Expenditures	Land Expenditures	Grand Total
		Chub, Virgin River	<i>Gila seminuda</i> (=robusta)	Wherever found	\$200	\$0	\$200
		Dace, blackside	<i>Phoxinus cumberlandensis</i>	Wherever found	\$500	\$0	\$500
		Darter, diamond	<i>Crystallaria cincotta</i>	Wherever found	\$1,000	\$0	\$1,000
		Darter, duskytail	<i>Etheostoma percnurum</i>	Wherever found	\$7,480	\$0	\$7,480
		Eulachon	<i>Thaleichthys pacificus</i>	Southern DPS	\$3,200	\$0	\$3,200
		Gambusia, Big Bend	<i>Gambusia gaigei</i>	Wherever found	\$5,000	\$0	\$5,000
		Goby, tidewater	<i>Eucyclogobius newberryi</i>	Wherever found	\$4,000	\$0	\$4,000
		Madtom, smoky	<i>Noturus baileyi</i>	Wherever found	\$7,480	\$0	\$7,480
		Madtom, yellowfin	<i>Noturus flavipinnis</i>	Wherever found, except where listed as an experimental population	\$7,480	\$0	\$7,480
		Minnow, Rio Grande Silvery	<i>Hybognathus amarus</i>	Rio Grande, from Little Box Canyon to Amistad Dam	\$1,000	\$0	\$1,000
		Pikeminnow (=squawfish), Colorado	<i>Ptychocheilus lucius</i>	Wherever found, except where listed as an experimental population	\$500	\$0	\$500
		Pupfish, desert	<i>Cyprinodon macularius</i>	Wherever found	\$36,500	\$0	\$36,500
		Pupfish, Devils Hole	<i>Cyprinodon diabolis</i>	Wherever found	\$600,000	\$0	\$600,000
		Salmon, Chinook	<i>Oncorhynchus</i> (=Salmo) tshawytscha	California Coastal ESU	\$54,000	\$0	\$54,000
		Salmon, Chinook	<i>Oncorhynchus</i> (=Salmo) tshawytscha	Central Valley spring-run ESU	\$1,000	\$0	\$1,000
		Salmon, Chinook	<i>Oncorhynchus</i> (=Salmo) tshawytscha	Lower Columbia River ESU	\$3,200	\$0	\$3,200
		Salmon, Chinook	<i>Oncorhynchus</i> (=Salmo) tshawytscha	Puget Sound ESU	\$353,500	\$0	\$353,500
		Salmon, Chinook	<i>Oncorhynchus</i> (=Salmo) tshawytscha	Snake River fall-run ESU	\$3,200	\$0	\$3,200

Locality	Group Name	Common Name	Scientific Name	Population	General Expenditures	Land Expenditures	Grand Total
		Salmon, Chinook	Oncorhynchus (=Salmo) tshawytscha	Snake River spring/summer-run ESU	\$3,200	\$0	\$3,200
		Salmon, chum	Oncorhynchus keta	Columbia River ESU	\$3,200	\$0	\$3,200
		Salmon, coho	Oncorhynchus (=Salmo) kisutch	Central California Coast ESU	\$306,000	\$0	\$306,000
		Salmon, coho	Oncorhynchus (=Salmo) kisutch	Lower Columbia River ESU	\$3,200	\$0	\$3,200
		Salmon, coho	Oncorhynchus (=Salmo) kisutch	Southern Oregon - Northern California Coast ESU	\$56,500	\$0	\$56,500
		Salmon, sockeye	Oncorhynchus (=Salmo) nerka	Ozette Lake ESU	\$15,000	\$0	\$15,000
		Sawfish, smalltooth	Pristis pectinata	US DPS - Smalltooth sawfish originating from U.S. waters.	\$10,000	\$0	\$10,000
		Shiner, Topeka	Notropis topeka (=tristis)	Wherever found, except where listed as an experimental population	\$8,620	\$0	\$8,620
		Steelhead	Oncorhynchus (=Salmo) mykiss	California Central Valley DPS	\$1,000	\$0	\$1,000
		Steelhead	Oncorhynchus (=Salmo) mykiss	Central California Coast DPS	\$254,000	\$0	\$254,000
		Steelhead	Oncorhynchus (=Salmo) mykiss	Lower Columbia River DPS	\$3,200	\$0	\$3,200
		Steelhead	Oncorhynchus (=Salmo) mykiss	Middle Columbia River DPS	\$3,200	\$0	\$3,200
		Steelhead	Oncorhynchus (=Salmo) mykiss	Northern California DPS	\$56,000	\$0	\$56,000
		Steelhead	Oncorhynchus (=Salmo) mykiss	Puget Sound DPS	\$351,500	\$0	\$351,500
		Steelhead	Oncorhynchus (=Salmo) mykiss	Upper Willamette River DPS	\$3,200	\$0	\$3,200

Locality	Group Name	Common Name	Scientific Name	Population	General Expenditures	Land Expenditures	Grand Total
		Sturgeon, Atlantic	<i>Acipenser oxyrinchus oxyrinchus</i>	New York Bight DPS	\$800	\$0	\$800
		Sturgeon, shortnose	<i>Acipenser brevirostrum</i>	Wherever found	\$500	\$0	\$500
		Sucker, razorback	<i>Xyrauchen texanus</i>	Wherever found	\$84,300	\$0	\$84,300
		Topminnow, Gila (incl. Yaqui)	<i>Poeciliopsis occidentalis</i>	Wherever found	\$200	\$0	\$200
		Trout, bull	<i>Salvelinus confluentus</i>	U.S.A., conterminous, lower 48 states	\$401,000	\$0	\$401,000
		trout, Greenback Cutthroat	<i>Oncorhynchus clarki stomias</i>	Wherever found	\$50,000	\$0	\$50,000
		Trout, Lahontan cutthroat	<i>Oncorhynchus clarkii henshawi</i>	Wherever found	\$2,000	\$0	\$2,000
		Tui chub, Mohave	<i>Gila bicolor</i> ssp. <i>mohavensis</i>	Wherever found	\$59,300	\$0	\$59,300
	Fishes subtotal				\$3,334,560	\$0	\$3,334,560
	Clams	Elktoe, Cumberland	<i>Alasmidonta atropurpurea</i>	Wherever found	\$1,400	\$0	\$1,400
		Fanshell	<i>Cyprogenia stegaria</i>	Wherever found	\$1,000	\$0	\$1,000
		Mapleleaf, winged	<i>Quadrula fragosa</i>	Wherever found, except where listed as an experimental population	\$1,000	\$0	\$1,000
		Mucket, pink (pearlymussel)	<i>Lampsilis abrupta</i>	Wherever found	\$10,000	\$0	\$10,000
		Mussel, sheephnose	<i>Plethobasus cyphus</i>	Wherever found	\$1,000	\$0	\$1,000
		Mussel, snuffbox	<i>Epioblasma triquetra</i>	Wherever found	\$1,000	\$0	\$1,000
		Pigtoe, rough	<i>Pleurobema plenum</i>	Wherever found	\$1,000	\$0	\$1,000
		Rabbitsfoot	<i>Quadrula cylindrica cylindrica</i>	Wherever found	\$1,000	\$0	\$1,000
		Riffleshell, northern	<i>Epioblasma torulosa rangiana</i>	Wherever found	\$1,000	\$0	\$1,000
		Ring pink (mussel)	<i>Obovaria retusa</i>	Wherever found	\$2,500	\$0	\$2,500

Locality	Group Name	Common Name	Scientific Name	Population	General Expenditures	Land Expenditures	Grand Total
		Spectaclecase (mussel)	Cumberlandia monodonta	Wherever found	\$4,000	\$0	\$4,000
		Wedgemussel, dwarf	Alasmidonta heterodon	Wherever found	\$6,500	\$0	\$6,500
	Clams subtotal				\$31,400	\$0	\$31,400
	Snails	Abalone, Black	Haliotis cracherodii	Wherever found	\$12,000	\$0	\$12,000
		Snail, Guam tree	Partula radiolata	Wherever found	\$400	\$0	\$400
		Snail, Humped tree	Partula gibba	Wherever found	\$240	\$0	\$240
	Snails subtotal				\$12,640	\$0	\$12,640
	Insects	Butterfly, Karner blue	Lycaeides melissa samuelis	Wherever found	\$2,300	\$0	\$2,300
		Butterfly, Mariana eight-spot	Hypolimnas octocula marianensis	Wherever found	\$480	\$0	\$480
		Butterfly, mission blue	Icaricia icarioides missionensis	Wherever found	\$15,000	\$0	\$15,000
		Butterfly, Mitchell's satyr	Neonympha mitchellii mitchellii	Wherever found	\$50	\$0	\$50
		Butterfly, Oregon silverspot	Speyeria zerene hippolyta	Wherever found	\$3,500	\$0	\$3,500
		Butterfly, San Bruno elfin	Callophrys mossii bayensis	Wherever found	\$1,500	\$0	\$1,500
		Butterfly, Schaus swallowtail	Heraclides aristodemus ponceanus	Wherever found	\$15,000	\$0	\$15,000
		Damselfly, Pacific Hawaiian	Megalagrion pacificum	Wherever found	\$43,100	\$0	\$43,100
		Dragonfly, Hine's emerald	Somatochlora hineana	Wherever found	\$50	\$0	\$50
		Tiger beetle, Northeastern beach	Cicindela dorsalis dorsalis	Wherever found	\$1,100	\$0	\$1,100
	Insects subtotal				\$82,080	\$0	\$82,080
	Crustaceans	Shrimp, Kentucky cave	Palaemonias ganteri	Wherever found	\$5,000	\$0	\$5,000
	Crustaceans subtotal				\$5,000	\$0	\$5,000
	Corals	coral, Boulder star	Orbicella franksi	Wherever found	\$13,000	\$0	\$13,000



Locality	Group Name	Common Name	Scientific Name	Population	General Expenditures	Land Expenditures	Grand Total
		Coral, elkhorn	Acropora palmata	Wherever found	\$60,500	\$0	\$60,500
		Coral, Lobed Star	Orbicella annularis	Wherever found	\$13,000	\$0	\$13,000
		Coral, Mountainous Star	Orbicella faveolata	Wherever found	\$13,000	\$0	\$13,000
		Coral, Pillar	Dendrogyra cylindricus	Wherever found	\$13,000	\$0	\$13,000
		Coral, Rough Cactus	Mycetophyllia ferox	Wherever found	\$13,000	\$0	\$13,000
		Coral, staghorn	Acropora cervicornis	Wherever found	\$93,500	\$0	\$93,500
		No common name	Acropora globiceps	Wherever found	\$10,120	\$0	\$10,120
		No common name	Acropora jacquelineae	Wherever found	\$10,000	\$0	\$10,000
		No common name	Acropora retusa	Wherever found	\$10,000	\$0	\$10,000
		No common name	Acropora rudis	Wherever found	\$10,000	\$0	\$10,000
		No common name	Acropora speciosa	Wherever found	\$10,000	\$0	\$10,000
		No common name	Euphyllia paradivisa	Wherever found	\$10,000	\$0	\$10,000
		No common name	Isopora crateriformis	Wherever found	\$10,000	\$0	\$10,000
	Corals subtotal				\$289,120	\$0	\$289,120
	Flowering Plants	Alani	Melicope ovalis	Wherever found	\$49,750	\$0	\$49,750
		Alani	Melicope zahlbruckneri	Wherever found	\$1,500	\$0	\$1,500
		Alopecurus, Sonoma	Alopecurus aequalis var. sonomensis	Wherever found	\$1,600	\$0	\$1,600
		Amaranth, seabeach	Amaranthus pumilus	Wherever found	\$49,854	\$0	\$49,854
		Avens, spreading	Geum radiatum	Wherever found	\$3,350	\$0	\$3,350
		bladderpod, Missouri	Physaria filiformis	Wherever found	\$35,000	\$0	\$35,000
		Blazingstar, Heller's	Liatris helleri	Wherever found	\$3,320	\$0	\$3,320
		Cactus, Acuna	Echinomastus erectocentrus var. acunensis	Wherever found	\$25,000	\$0	\$25,000

Locality	Group Name	Common Name	Scientific Name	Population	General Expenditures	Land Expenditures	Grand Total
		Cactus, Brady pincushion	<i>Pediocactus bradyi</i>	Wherever found	\$350	\$0	\$350
		Cactus, Chisos Mountain hedgehog	<i>Echinocereus chisoensis</i> var. <i>chisoensis</i>	Wherever found	\$1,000	\$0	\$1,000
		Cactus, Florida semaphore	<i>Consolea corallicola</i>	Wherever found	\$2,500	\$0	\$2,500
		Cactus, Lee pincushion	<i>Coryphantha sneedii</i> var. <i>leei</i>	Wherever found	\$170	\$0	\$170
		Cactus, Lloyd's Mariposa	<i>Echinomastus mariposensis</i>	Wherever found	\$1,000	\$0	\$1,000
		Cactus, Winkler	<i>Pediocactus winkleri</i>	Wherever found	\$24,500	\$0	\$24,500
		Cactus, Wright fishhook	<i>Sclerocactus wrightiae</i>	Wherever found	\$24,500	\$0	\$24,500
		Catchfly, Spalding's	<i>Silene spaldingii</i>	Wherever found	\$1,000	\$0	\$1,000
		Centaury, spring-loving	<i>Centaureum namophilum</i>	Wherever found	\$500	\$0	\$500
		Clarkia, Presidio	<i>Clarkia franciscana</i>	Wherever found	\$2,000	\$0	\$2,000
		Cory cactus, bunched	<i>Coryphantha ramillosa</i>	Wherever found	\$1,000	\$0	\$1,000
		Cycladenia, Jones	<i>Cycladenia humilis</i> var. <i>jonesii</i>	Wherever found	\$1,800	\$0	\$1,800
		Daisy, Parish's	<i>Erigeron parishii</i>	Wherever found	\$1,500	\$0	\$1,500
		Dudleya, Verity's	<i>Dudleya verityi</i>	Wherever found	\$1,000	\$0	\$1,000
		Dwarf-flax, Marin	<i>Hesperolinon congestum</i>	Wherever found	\$2,000	\$0	\$2,000
		Evening-primrose, Eureka Valley	<i>Oenothera avita</i> ssp. <i>eurekensis</i>		\$50,000	\$0	\$50,000
		Geranium, Hawaiian red-flowered	<i>Geranium arboreum</i>	Wherever found	\$69,750	\$0	\$69,750
		Grass, Eureka Dune	<i>Swallenia alexandrae</i>		\$50,000	\$0	\$50,000
		Haha	<i>Cyanea asplenifolia</i>	Wherever found	\$99,750	\$0	\$99,750
		Haha	<i>Cyanea copelandii</i> ssp. <i>haleakalaensis</i>	Wherever found	\$44,750	\$0	\$44,750
		Haha	<i>Cyanea hamatiflora</i> ssp. <i>hamatiflora</i>	Wherever found	\$43,100	\$0	\$43,100

Locality	Group Name	Common Name	Scientific Name	Population	General Expenditures	Land Expenditures	Grand Total
		Haha	<i>Cyanea kunthiana</i>	Wherever found	\$43,100	\$0	\$43,100
		haha	<i>Cyanea maritae</i>	Wherever found	\$43,100	\$0	\$43,100
		Haha	<i>Cyanea shipmanii</i>	Wherever found	\$2,000	\$0	\$2,000
		Haha	<i>Cyanea stictophylla</i>	Wherever found	\$2,000	\$0	\$2,000
		haiwale	<i>Cyrtandra ferripilosa</i>	Wherever found	\$89,750	\$0	\$89,750
		Hala pepe	<i>Pleomele hawaiiensis</i>	Wherever found	\$10,000	\$0	\$10,000
		Hau kuahiwi	<i>Hibiscadelphus giffardianus</i>	Wherever found	\$1,000	\$0	\$1,000
		Ha`iwale	<i>Cyrtandra giffardii</i>	Wherever found	\$500	\$0	\$500
		Honohono	<i>Haplostachys haplostachya</i>	Wherever found	\$1,000	\$0	\$1,000
		Ischaemum, Hilo	<i>Ischaemum byrone</i>	Wherever found	\$69,750	\$0	\$69,750
		Koki`o ke`oke`o	<i>Hibiscus arnottianus</i> ssp. <i>immaculatus</i>	Wherever found	\$500	\$0	\$500
		Ko`oko`olau	<i>Bidens campylotheca pentamera</i>	Wherever found	\$43,100	\$0	\$43,100
		Ko`oko`olau	<i>Bidens campylotheca waihoiensis</i>	Wherever found	\$43,100	\$0	\$43,100
		Ko`oko`olau	<i>Bidens micrantha ctenophylla</i>	Wherever found	\$2,000	\$0	\$2,000
		Ko`oko`olau	<i>Bidens micrantha</i> ssp. <i>kalealaha</i>	Wherever found	\$69,750	\$0	\$69,750
		Kuahiwi laukahi	<i>Plantago hawaiiensis</i>	Wherever found	\$1,000	\$0	\$1,000
		Kuahiwi laukahi	<i>Plantago princeps</i>	Wherever found	\$49,750	\$0	\$49,750
		Kula wahine noho	<i>Isodendron pyrifolium</i>	Wherever found	\$2,000	\$0	\$2,000
		Layia, beach	<i>Layia carnosa</i>	Wherever found	\$1,500	\$0	\$1,500
		Lessingia, San Francisco	<i>Lessingia germanorum</i> (=L.g. var. <i>germanorum</i> )	Wherever found	\$2,000	\$0	\$2,000
		Liveforever, Santa Barbara Island	<i>Dudleya traskiae</i>	Wherever found	\$500	\$0	\$500
		Lo`ulu	<i>Pritchardia maideniana</i>	Wherever found	\$2,000	\$0	\$2,000

Locality	Group Name	Common Name	Scientific Name	Population	General Expenditures	Land Expenditures	Grand Total
		Lupine, clover	<i>Lupinus tidestromii</i>	Wherever found	\$7,200	\$0	\$7,200
		Makou	<i>Peucedanum sandwicense</i>	Wherever found	\$500	\$0	\$500
		Manzanita, Franciscan	<i>Arctostaphylos franciscana</i>	Wherever found	\$80,000	\$0	\$80,000
		Manzanita, Presidio	<i>Arctostaphylos hookeri</i> var. <i>ravenii</i>	Wherever found	\$2,000	\$0	\$2,000
		Ma`o hau hele, (=native yellow hibiscus)	<i>Hibiscus brackenridgei</i>	Wherever found	\$2,000	\$0	\$2,000
		Milk-vetch, Sentry	<i>Astragalus cremnophylax</i> var. <i>cremnophylax</i>	Wherever found	\$100,000	\$0	\$100,000
		Milk-vetch, Shivwits	<i>Astragalus ampullarioides</i>	Wherever found	\$6,000	\$0	\$6,000
		Milk-vetch, triple-ribbed	<i>Astragalus tricarinatus</i>	Wherever found	\$1,500	\$0	\$1,500
		monkey-flower, Michigan	<i>Mimulus michiganensis</i>	Wherever found	\$1,000	\$0	\$1,000
		Naupaka, dwarf	<i>Scaevola coriacea</i>	Wherever found	\$10,000	\$0	\$10,000
		No common name	<i>Neraudia ovata</i>	Wherever found	\$500	\$0	\$500
		No common name	<i>Phyllostegia bracteata</i>	Wherever found	\$69,750	\$0	\$69,750
		No common name	<i>Phyllostegia haliakalae</i>	Wherever found	\$89,750	\$0	\$89,750
		No common name	<i>Pittosporum halophilum</i>	Wherever found	\$500	\$0	\$500
		No common name	<i>Pittosporum hawaiiense</i>	Wherever found	\$1,000	\$0	\$1,000
		No common name	<i>Schiedea haleakalensis</i>	Wherever found	\$99,750	\$0	\$99,750
		No common name	<i>Silene hawaiiensis</i>	Wherever found	\$500	\$0	\$500
		No common name	<i>Tetramolopium rockii</i>	Wherever found	\$10,000	\$0	\$10,000
		No Common Name	<i>Tinospora homosepala</i>	Wherever found	\$100	\$0	\$100
		No common name	<i>Wikstroemia villosa</i>	Wherever found	\$43,100	\$0	\$43,100
		Nohoanu	<i>Geranium hanaense</i>	Wherever found	\$54,750	\$0	\$54,750
		Nohoanu	<i>Geranium multiflorum</i>	Wherever found	\$44,750	\$0	\$44,750

Locality	Group Name	Common Name	Scientific Name	Population	General Expenditures	Land Expenditures	Grand Total
		nui, haha	<i>Cyanea horrida</i>	Wherever found	\$43,100	\$0	\$43,100
		Ohai	<i>Sesbania tomentosa</i>	Wherever found	\$8,000	\$0	\$8,000
		Orchid, western prairie fringed	<i>Platanthera praeclara</i>	Wherever found	\$8,000	\$0	\$8,000
		paintbrush, golden	<i>Castilleja levisecta</i>	Wherever found	\$5,000	\$0	\$5,000
		Paintbrush, Tiburon	<i>Castilleja affinis</i> ssp. <i>neglecta</i>	Wherever found	\$1,000	\$0	\$1,000
		Panicgrass, Carter's	<i>Panicum fauriei</i> var. <i>carteri</i>	Wherever found	\$500	\$0	\$500
		Phlox, Texas trailing	<i>Phlox nivalis</i> ssp. <i>texensis</i>	Wherever found	\$5,000	\$0	\$5,000
		Pink, swamp	<i>Helonias bullata</i>	Wherever found	\$2,500	\$0	\$2,500
		Pitcher-plant, green	<i>Sarracenia oreophila</i>	Wherever found	\$8,000	\$0	\$8,000
		Pogonia, small whorled	<i>Isotria medeoloides</i>	Wherever found	\$5,300	\$0	\$5,300
		Potato-bean, Price's	<i>Apios priceana</i>	Wherever found	\$500	\$0	\$500
		Potentilla, Hickman's	<i>Potentilla hickmanii</i>	Wherever found	\$85,000	\$0	\$85,000
		Po'e	<i>Portulaca sclerocarpa</i>	Wherever found	\$8,000	\$0	\$8,000
		Pua`ala	<i>Brighamia rockii</i>	Wherever found	\$2,000	\$0	\$2,000
		Rosemary, Cumberland	<i>Conradina verticillata</i>	Wherever found	\$1,600	\$0	\$1,600
		Sandwort, Marsh	<i>Arenaria paludicola</i>	Wherever found	\$2,000	\$0	\$2,000
		Sedge, Navajo	<i>Carex specuicola</i>	Wherever found	\$1,000	\$0	\$1,000
		Silversword, Mauna Loa (=Ka'u)	<i>Argyroxiphium kauense</i>	Wherever found	\$2,600	\$0	\$2,600
		Skullcap, large-flowered	<i>Scutellaria montana</i>	Wherever found	\$1,000	\$0	\$1,000
		Skyrocket, Pagosa	<i>Ipomopsis polyantha</i>	Wherever found	\$100	\$0	\$100
		Spineflower, Sonoma	<i>Chorizanthe valida</i>	Wherever found	\$1,600	\$0	\$1,600
		Spiraea, Virginia	<i>Spiraea virginiana</i>	Wherever found	\$1,600	\$0	\$1,600

Locality	Group Name	Common Name	Scientific Name	Population	General Expenditures	Land Expenditures	Grand Total
		Thistle, Pitcher's	Cirsium pitcheri	Wherever found	\$9,700	\$0	\$9,700
		Townsendia, Last Chance	Townsendia aprica	Wherever found	\$3,500	\$0	\$3,500
		Ufa-halomtano	Heritiera longipetiolata	Wherever found	\$200	\$0	\$200
		`Ahinahina	Argyroxiphium sandwicense ssp. macrocephalum	Wherever found	\$124,750	\$0	\$124,750
		`aku	Cyanea tritomantha	Wherever found	\$1,000	\$0	\$1,000
		`Awikiwiki	Canavalia molokaiensis	Wherever found	\$10,000	\$0	\$10,000
		`Oha wai	Clermontia lindseyana	Wherever found	\$2,000	\$0	\$2,000
		`Oha wai	Clermontia peleana	Wherever found	\$2,000	\$0	\$2,000
		`Oha wai	Clermontia samuelii	Wherever found	\$89,750	\$0	\$89,750
	Flowering Plants subtotal				\$2,131,894	\$0	\$2,131,894
	Ferns and Allies	Wawae`iole	Huperzia mannii	Wherever found	\$44,750	\$0	\$44,750
	Ferns and Allies subtotal				\$44,750	\$0	\$44,750
Domestic subtotal					\$19,458,972	\$0	\$19,458,972
Foreign	Mammals	Bear, brown	Ursus arctos pruinosus	Wherever found	\$100,000	\$0	\$100,000
	Mammals subtotal				\$100,000	\$0	\$100,000
	Fishes	Blindcat, Mexican (catfish)	Prietella phreatophila	Wherever found	\$7,500	\$0	\$7,500
	Fishes subtotal				\$7,500	\$0	\$7,500
Foreign subtotal					\$107,500	\$0	\$107,500
Total					\$19,566,472	\$0	\$19,566,472

# DOI US Geological Survey --

**\*FY2016\***

Locality	Group Name	Common Name	Scientific Name	Population	General Expenditures	Land Expenditures	Grand Total
Domestic	Mammals	Bat, gray	Myotis grisescens	Wherever found	\$2,730	\$0	\$2,730
		Bat, Hawaiian hoary	Lasiurus cinereus semotus	Wherever found	\$252,275	\$0	\$252,275
		Bat, Indiana	Myotis sodalis	Wherever found	\$263,391	\$0	\$263,391
		Bat, lesser long-nosed	Leptonycteris curasoae yerbabuena	Wherever found	\$7,861	\$0	\$7,861
		Bat, Mariana fruit (=Mariana flying fox)	Pteropus mariannus mariannus	Wherever found	\$300	\$0	\$300
		Bat, Northern long-eared	Myotis septentrionalis	Wherever found	\$83,710	\$0	\$83,710
		Bat, Virginia big-eared	Corynorhinus (=Plecotus) townsendii virginianus	Wherever found	\$30,912	\$0	\$30,912
		Bear, grizzly	Ursus arctos horribilis	Bitterroot Ecosystem Recovery Zone Population	\$589,548	\$0	\$589,548
		Bear, grizzly	Ursus arctos horribilis	U.S.A., conterminous (lower 48) States, except where listed as an experimental population or delisted	\$63,938	\$0	\$63,938
		Bear, Louisiana black	Ursus americanus luteolus	Wherever found	\$240,305	\$0	\$240,305
		Bear, polar	Ursus maritimus	Wherever found	\$1,562,843	\$0	\$1,562,843
		Ferret, black-footed	Mustela nigripes	U.S.A. (WY and specified portions of AZ, CO, MT, SD, and UT, see 17.84(g)(9))	\$578,609	\$0	\$578,609

Locality	Group Name	Common Name	Scientific Name	Population	General Expenditures	Land Expenditures	Grand Total
		Ferret, black-footed	<i>Mustela nigripes</i>	Wherever found, except where listed as an experimental population	\$18,418	\$0	\$18,418
		Jaguar	<i>Panthera onca</i>	Wherever found	\$16,500	\$0	\$16,500
		Kangaroo rat, giant	<i>Dipodomys ingens</i>	Wherever found	\$3,000	\$0	\$3,000
		Kangaroo rat, Stephens'	<i>Dipodomys stephensi</i> (incl. <i>D. cascus</i> )	Wherever found	\$3,000	\$0	\$3,000
		Manatee, West Indian	<i>Trichechus manatus</i>	Wherever found	\$754,343	\$0	\$754,343
		Mouse, Key Largo cotton	<i>Peromyscus gossypinus allapaticola</i>	Wherever found	\$1,000	\$0	\$1,000
		Mouse, Pacific pocket	<i>Perognathus longimembris pacificus</i>	Wherever found	\$28,200	\$0	\$28,200
		Ocelot	<i>Leopardus (=Felis) pardalis</i>	wherever found	\$8,000	\$0	\$8,000
		Otter, Northern Sea	<i>Enhydra lutris kenyonii</i>	Southwest Alaska DPS	\$89,673	\$0	\$89,673
		Otter, southern sea	<i>Enhydra lutris nereis</i>	Wherever found	\$495,744	\$0	\$495,744
		Panther, Florida	<i>Puma (=Felis) concolor coryi</i>	Wherever found	\$42,925	\$0	\$42,925
		Prairie dog, Utah	<i>Cynomys parvidens</i>	Wherever found	\$37,885	\$0	\$37,885
		Pronghorn, Sonoran	<i>Antilocapra americana sonoriensis</i>	U.S.A. (AZ), Mexico	\$19,000	\$0	\$19,000
		Puma (=cougar), eastern	<i>Puma (=Felis) concolor cougar</i>	Wherever found	\$1,500	\$0	\$1,500
		Rabbit, Lower Keys marsh	<i>Sylvilagus palustris hefneri</i>	Wherever found	\$9,500	\$0	\$9,500
		Sea lion, Steller	<i>Eumetopias jubatus</i>	Western DPS	\$7,016	\$0	\$7,016
		Sheep, Sierra Nevada bighorn	<i>Ovis canadensis sierrae</i>	Sierra Nevada	\$106,873	\$0	\$106,873
		Squirrel, Carolina northern flying	<i>Glaucomys sabrinus coloratus</i>	Wherever found	\$15,000	\$0	\$15,000
		Squirrel, Northern Idaho Ground	<i>Urocyonellus brunneus</i>	Wherever found	\$33,450	\$0	\$33,450
		Wolf, gray	<i>Canis lupus</i>	MN	\$463,526	\$0	\$463,526



Locality	Group Name	Common Name	Scientific Name	Population	General Expenditures	Land Expenditures	Grand Total
		Wolf, gray	Canis lupus	U.S.A.: All of AL, AR, CA, CO, CT, DE, FL, GA, IA, IN, IL, KS, KY, LA, MA, MD, ME, MI, MO, MS, NC, ND, NE, NH, NJ, NV, NY, OH, OK, PA, RI, SC, SD, TN, TX, VA, VT, WI, and WV; and portions of AZ, NM, OR, UT, and WA. Mexico.	\$6,000	\$0	\$6,000
		Wolf, Mexican	Canis lupus baileyi	U.S.A. (portions of AZ and NM) see 17.84(k)	\$27,000	\$0	\$27,000
		Wolf, red	Canis rufus	U.S.A. (portions of NC and TN)	\$1,568	\$0	\$1,568
		Wolf, red	Canis rufus	Wherever found, except where listed as an experimental population	\$1,268	\$0	\$1,268
		Woodrat, Key Largo	Neotoma floridana smalli	Wherever found	\$9,500	\$0	\$9,500
	Mammals subtotal				\$5,876,311	\$0	\$5,876,311
	Birds	Akekee	Loxops caeruleirostris	Wherever found	\$101,660	\$0	\$101,660
		akepa, Hawaii	Loxops coccineus	Wherever found	\$53,689	\$0	\$53,689
		akiapolaau	Hemignathus wilsoni	Wherever found	\$53,689	\$0	\$53,689
		Akikiki	Oreomystis bairdi	Wherever found	\$101,660	\$0	\$101,660
		Albatross, short-tailed	Phoebastria (=Diomedea) albatrus	Wherever found	\$971	\$0	\$971
		Bobwhite, masked (quail)	Colinus virginianus ridgwayi	Wherever found	\$11,000	\$0	\$11,000

Locality	Group Name	Common Name	Scientific Name	Population	General Expenditures	Land Expenditures	Grand Total
		Condor, California	Gymnogyps californianus	U.S.A. (specific portions of Arizona, Nevada, and Utah)	\$87,439	\$0	\$87,439
		Condor, California	Gymnogyps californianus	U.S.A. only, except where listed as an experimental population	\$44,214	\$0	\$44,214
		Coot, Hawaiian	Fulica americana alai	Wherever found	\$46,388	\$0	\$46,388
		Crane, Mississippi sandhill	Grus canadensis pulla	Wherever found	\$520	\$0	\$520
		Crane, whooping	Grus americana	U.S.A (Southwestern Louisiana)	\$34,000	\$0	\$34,000
		Crane, whooping	Grus americana	U.S.A. (AL, AR, CO, FL, GA, ID, IL, IN, IA, KY, LA, MI, MN, MS, MO, NC, NM, OH, SC, TN, UT, VA, WI, WV, western half of WY)	\$201,824	\$0	\$201,824
		Crane, whooping	Grus americana	U.S.A. (CO, ID, FL, NM, UT, and the western half of Wyoming)	\$20	\$0	\$20
		Crane, whooping	Grus americana	Wherever found, except where listed as an experimental population	\$2,900	\$0	\$2,900
		Creeper, Hawaii	Oreomystis mana	Wherever found	\$53,533	\$0	\$53,533
		Crow, Hawaiian (=alala)	Corvus hawaiiensis	Wherever found	\$1,554	\$0	\$1,554
		Crow, Mariana (=aga)	Corvus kubaryi	Wherever found	\$300	\$0	\$300
		Cuckoo, yellow-billed	Coccyzus americanus	Western U.S. DPS	\$1,500	\$0	\$1,500
		Duck, Hawaiian (=koloa)	Anas wyvilliana	Wherever found	\$59,618	\$0	\$59,618
		Duck, Laysan	Anas laysanensis	Wherever found	\$123,831	\$0	\$123,831

Locality	Group Name	Common Name	Scientific Name	Population	General Expenditures	Land Expenditures	Grand Total
		Eider, spectacled	Somateria fischeri	Wherever found	\$35,000	\$0	\$35,000
		Eider, Steller's	Polysticta stelleri	AK breeding pop.	\$35,000	\$0	\$35,000
		elepaio, Oahu	Chasiempis ibidis	Wherever found	\$305	\$0	\$305
		Finch, Laysan (honeycreeper)	Telespyza cantans	Wherever found	\$971	\$0	\$971
		Finch, Nihoa (honeycreeper)	Telespyza ultima	Wherever found	\$971	\$0	\$971
		Flycatcher, southwestern willow	Empidonax traillii extimus	Wherever found	\$38,102	\$0	\$38,102
		Gnatcatcher, coastal California	Polioptila californica californica	Wherever found	\$63,287	\$0	\$63,287
		Goose, Hawaiian	Branta (=Nesochen) sandwicensis	Wherever found	\$3,517	\$0	\$3,517
		Hawk, Hawaiian (=Io)	Buteo solitarius	Wherever found	\$672	\$0	\$672
		Hawk, Puerto Rican sharp-shinned	Accipiter striatus venator	Wherever found	\$15,000	\$0	\$15,000
		honeycreeper, (Akohekohe) crested	Palmeria dolei	Wherever found	\$305	\$0	\$305
		Millerbird, Nihoa (old world warbler)	Acrocephalus familiaris kingi	Wherever found	\$971	\$0	\$971
		Moorhen, Mariana common	Gallinula chloropus guami	Wherever found	\$3,435	\$0	\$3,435
		Murrelet, marbled	Brachyramphus marmoratus	U.S.A. (CA, OR, WA)	\$39,604	\$0	\$39,604
		Owl, Mexican spotted	Strix occidentalis lucida	Wherever found	\$33,235	\$0	\$33,235
		Owl, northern spotted	Strix occidentalis caurina	Wherever found	\$229,379	\$0	\$229,379
		Palila (honeycreeper)	Loxioides bailleui	Wherever found	\$305	\$0	\$305
		parrotbill, Maui (Kiwikiu)	Pseudonestor xanthophrys	Wherever found	\$305	\$0	\$305
		petrel, Hawaiian	Pterodroma sandwichensis	Wherever found	\$4,800	\$0	\$4,800

Locality	Group Name	Common Name	Scientific Name	Population	General Expenditures	Land Expenditures	Grand Total
		Plover, piping	<i>Charadrius melodus</i>	[Atlantic Coast and Northern Great Plains populations] - Wherever found, except those areas where listed as endangered.	\$640,101	\$0	\$640,101
		Plover, piping	<i>Charadrius melodus</i>	[Great Lakes watershed DPS] - Great Lakes watershed in States of IL, IN, MI, MN, NY, OH, PA, and WI and Canada (Ont.)	\$81,168	\$0	\$81,168
		Plover, western snowy	<i>Charadrius alexandrinus nivosus</i>	Pacific Coast population DPS-U.S.A. (CA, OR, WA), Mexico (within 50 miles of Pacific coast)	\$16,614	\$0	\$16,614
		Prairie-chicken, lesser	<i>Tympanuchus pallidicinctus</i>	Wherever found	\$94,848	\$0	\$94,848
		Rail, California clapper	<i>Rallus longirostris obsoletus</i>	Wherever found	\$114,931	\$0	\$114,931
		Rail, Yuma clapper	<i>Rallus longirostris yumanensis</i>	Wherever found	\$3,000	\$0	\$3,000
		sage-grouse, Gunnison	<i>Centrocercus minimus</i>	Wherever found	\$189,587	\$0	\$189,587
		Shearwater, Newell's Townsend's	<i>Puffinus auricularis newelli</i>	Wherever found	\$600	\$0	\$600
		Sparrow, Cape Sable seaside	<i>Ammodramus maritimus mirabilis</i>	Wherever found	\$60,000	\$0	\$60,000
		Stilt, Hawaiian	<i>Himantopus mexicanus knudseni</i>	Wherever found	\$45,188	\$0	\$45,188
		Swiftlet, Mariana gray	<i>Aerodramus vanikorensis bartschi</i>	Wherever found	\$5,070	\$0	\$5,070
		Tern, California least	<i>Sterna antillarum browni</i>	Wherever found	\$16,314	\$0	\$16,314
		Tern, least	<i>Sterna antillarum</i>	interior pop.	\$300,174	\$0	\$300,174
		Tern, roseate	<i>Sterna dougallii dougallii</i>	northeast U.S. nesting pop.	\$179,629	\$0	\$179,629
		Thrush, small Kauai (=puaiohi)	<i>Myadestes palmeri</i>	Wherever found	\$11,710	\$0	\$11,710

Locality	Group Name	Common Name	Scientific Name	Population	General Expenditures	Land Expenditures	Grand Total
		Vireo, least Bell's	Vireo bellii pusillus	Wherever found	\$111,886	\$0	\$111,886
		Warbler (=wood), golden-cheeked	Dendroica chrysoparia	Wherever found	\$55,455	\$0	\$55,455
		Warbler, Kirtland's	Setophaga kirtlandii (= Dendroica kirtlandii)	Wherever found	\$29,222	\$0	\$29,222
		Woodpecker, red-cockaded	Picoides borealis	Wherever found	\$96,175	\$0	\$96,175
		'O'u (honeycreeper)	Psittirostra psittacea	Wherever found	\$517	\$0	\$517
	Birds subtotal				\$3,537,663	\$0	\$3,537,663
	Reptiles	Alligator, American	Alligator mississippiensis	Wherever found	\$4,000	\$0	\$4,000
		Crocodile, American	Crocodylus acutus	U.S.A. (FL)	\$200,000	\$0	\$200,000
		gartersnake, narrow-headed	Thamnophis rufipunctatus	Wherever found	\$3,600	\$0	\$3,600
		Lizard, blunt-nosed leopard	Gambelia silus	Wherever found	\$10,000	\$0	\$10,000
		Lizard, Coachella Valley fringe-toed	Uma inornata	Wherever found	\$61,291	\$0	\$61,291
		Sea turtle, green	Chelonia mydas	Central North Pacific DPS	\$12,220	\$0	\$12,220
		Sea turtle, green	Chelonia mydas	Central South Pacific DPS	\$22,500	\$0	\$22,500
		Sea turtle, green	Chelonia mydas	North Atlantic DPS	\$22,500	\$0	\$22,500
		Sea turtle, hawksbill	Eretmochelys imbricata	Wherever found	\$81,406	\$0	\$81,406
		Sea turtle, Kemp's ridley	Lepidochelys kempii	Wherever found	\$91,341	\$0	\$91,341
		Sea turtle, loggerhead	Caretta caretta	North Pacific Ocean DPS	\$92,549	\$0	\$92,549
		Sea turtle, loggerhead	Caretta caretta	Northwest Atlantic Ocean DPS	\$62,875	\$0	\$62,875
		Snake, eastern indigo	Drymarchon corais couperi	Wherever found	\$300	\$0	\$300
		Snake, giant garter	Thamnophis gigas	Wherever found	\$138,215	\$0	\$138,215
		Snake, San Francisco garter	Thamnophis sirtalis tetrataenia	Wherever found	\$6,927	\$0	\$6,927

Locality	Group Name	Common Name	Scientific Name	Population	General Expenditures	Land Expenditures	Grand Total
		Tortoise, desert	Gopherus agassizii	Wherever found, except AZ south and east of Colorado R., and Mexico	\$588,342	\$0	\$588,342
		Whipsnake (=striped racer), Alameda	Masticophis lateralis euryxanthus	Wherever found	\$16,927	\$0	\$16,927
	Reptiles subtotal				\$1,414,993	\$0	\$1,414,993
	Amphibians	Frog, California red-legged	Rana draytonii	Wherever found	\$165,796	\$0	\$165,796
		Frog, Chiricahua leopard	Rana chiricahuensis	Wherever found	\$85,329	\$0	\$85,329
		Frog, mountain yellow-legged	Rana muscosa	Northern California DPS	\$28,217	\$0	\$28,217
		Frog, mountain yellow-legged	Rana muscosa	Southern California DPS	\$23,300	\$0	\$23,300
		Frog, Oregon spotted	Rana pretiosa	Wherever found	\$189,322	\$0	\$189,322
		Frog, Sierra Nevada Yellow-legged	Rana sierrae	Wherever found	\$100,143	\$0	\$100,143
		Salamander, California tiger	Ambystoma californiense	U.S.A. (CA - Sonoma County)	\$1,290	\$0	\$1,290
		Salamander, California tiger	Ambystoma californiense	U.S.A. (Central CA DPS)	\$450	\$0	\$450
		Salamander, frosted flatwoods	Ambystoma cingulatum	Wherever found	\$111,300	\$0	\$111,300
		salamander, Reticulated flatwoods	Ambystoma bishopi	Wherever found	\$267,777	\$0	\$267,777
		Salamander, Santa Cruz long-toed	Ambystoma macrodactylum croceum	Wherever found	\$12,000	\$0	\$12,000
		Salamander, Shenandoah	Plethodon shenandoah	Wherever found	\$17,000	\$0	\$17,000
		Salamander, Sonora tiger	Ambystoma tigrinum stebbinsi	Wherever found	\$16,332	\$0	\$16,332
		Toad, arroyo (=arroyo southwestern)	Anaxyrus californicus	Wherever found	\$11,000	\$0	\$11,000

Locality	Group Name	Common Name	Scientific Name	Population	General Expenditures	Land Expenditures	Grand Total
		toad, Yosemite	Anaxyrus canorus	Wherever found	\$73,396	\$0	\$73,396
	Amphibians subtotal				\$1,102,652	\$0	\$1,102,652
	Fishes	Chub, bonytail	Gila elegans	Wherever found	\$7,963	\$0	\$7,963
		Chub, Borax Lake	Gila boraxobius	Wherever found	\$3,750	\$0	\$3,750
		Chub, Gila	Gila intermedia	Wherever found	\$1,500	\$0	\$1,500
		Chub, humpback	Gila cypha	Wherever found	\$40,409	\$0	\$40,409
		Dace, Ash Meadows speckled	Rhinichthys osculus nevadensis	Wherever found	\$1,500	\$0	\$1,500
		Dace, Foscett speckled	Rhinichthys osculus ssp.	Wherever found	\$3,750	\$0	\$3,750
		Dace, Moapa	Moapa coriacea	Wherever found	\$4,500	\$0	\$4,500
		Darter, fountain	Etheostoma fonticola	Wherever found	\$5,000	\$0	\$5,000
		Darter, Okaloosa	Etheostoma okaloosae	Wherever found	\$88,072	\$0	\$88,072
		Goby, tidewater	Eucyclogobius newberryi	Wherever found	\$72,286	\$0	\$72,286
		Logperch, Roanoke	Percina rex	Wherever found	\$11,000	\$0	\$11,000
		Madtom, Neosho	Noturus placidus	Wherever found	\$31,284	\$0	\$31,284
		Minnow, Devils River	Dionda diaboli	Wherever found	\$6,000	\$0	\$6,000
		Pikeminnow (=squawfish), Colorado	Ptychocheilus lucius	Wherever found, except where listed as an experimental population	\$7,963	\$0	\$7,963
		Pupfish, Ash Meadows Amargosa	Cyprinodon nevadensis mionectes	Wherever found	\$1,500	\$0	\$1,500
		Pupfish, Devils Hole	Cyprinodon diabolis	Wherever found	\$6,000	\$0	\$6,000
		rockfish, canary	Sebastes pinniger	Puget Sound - Georgia Basin DPS	\$15,000	\$0	\$15,000

Locality	Group Name	Common Name	Scientific Name	Population	General Expenditures	Land Expenditures	Grand Total
		rockfish, yelloweye	Sebastes ruberrimus	Puget Sound - Georgia Basin DPS	\$15,000	\$0	\$15,000
		Salmon, Atlantic	Salmo salar	Gulf of Maine DPS	\$346,000	\$0	\$346,000
		Salmon, Chinook	Oncorhynchus (=Salmo) tshawytscha	Central Valley spring-run ESU	\$11,250	\$0	\$11,250
		Salmon, Chinook	Oncorhynchus (=Salmo) tshawytscha	Lower Columbia River ESU	\$35,250	\$0	\$35,250
		Salmon, Chinook	Oncorhynchus (=Salmo) tshawytscha	Puget Sound ESU	\$146,169	\$0	\$146,169
		Salmon, Chinook	Oncorhynchus (=Salmo) tshawytscha	Sacramento River winter-run ESU	\$13,173	\$0	\$13,173
		Salmon, Chinook	Oncorhynchus (=Salmo) tshawytscha	Snake River fall-run ESU	\$3,000	\$0	\$3,000
		Salmon, Chinook	Oncorhynchus (=Salmo) tshawytscha	Snake River spring/summer-run ESU	\$17,400	\$0	\$17,400
		Salmon, Chinook	Oncorhynchus (=Salmo) tshawytscha	Upper Columbia spring-run ESU	\$36,769	\$0	\$36,769
		Salmon, Chinook	Oncorhynchus (=Salmo) tshawytscha	Upper Willamette River ESU	\$9,000	\$0	\$9,000
		Salmon, chum	Oncorhynchus keta	Hood Canal summer-run ESU	\$5,000	\$0	\$5,000
		Salmon, coho	Oncorhynchus (=Salmo) kisutch	Lower Columbia River ESU	\$14,500	\$0	\$14,500
		Salmon, coho	Oncorhynchus (=Salmo) kisutch	Southern Oregon - Northern California Coast ESU	\$662	\$0	\$662
		Salmon, sockeye	Oncorhynchus (=Salmo) nerka	Ozette Lake ESU	\$37,314	\$0	\$37,314
		Salmon, sockeye	Oncorhynchus (=Salmo) nerka	Snake River ESU	\$24,500	\$0	\$24,500



Locality	Group Name	Common Name	Scientific Name	Population	General Expenditures	Land Expenditures	Grand Total
		Shiner, Topeka	Notropis topeka (=tristis)	U.S.A. (MO-specified portions of Little Creek, Big Muddy Creek, and Spring Creek watersheds in Adair, Gentry, Harrison, Putnam, Sullivan, and Worth Counties; see 17.84(d)(1)(i))	\$57,000	\$0	\$57,000
		Smelt, delta	Hypomesus transpacificus	Wherever found	\$52,477	\$0	\$52,477
		Spinedace, White River	Lepidomeda albivallis	Wherever found	\$1,500	\$0	\$1,500
		Springfish, White River	Crenichthys baileyi baileyi	Wherever found	\$1,500	\$0	\$1,500
		Steelhead	Oncorhynchus (=Salmo) mykiss	California Central Valley DPS	\$7,500	\$0	\$7,500
		Steelhead	Oncorhynchus (=Salmo) mykiss	Lower Columbia River DPS	\$11,500	\$0	\$11,500
		Steelhead	Oncorhynchus (=Salmo) mykiss	Middle Columbia River DPS	\$38,935	\$0	\$38,935
		Steelhead	Oncorhynchus (=Salmo) mykiss	Middle Columbia River DPS	\$11,500	\$0	\$11,500
		Steelhead	Oncorhynchus (=Salmo) mykiss	Puget Sound DPS	\$50,000	\$0	\$50,000
		Steelhead	Oncorhynchus (=Salmo) mykiss	Snake River Basin DPS	\$31,746	\$0	\$31,746
		Steelhead	Oncorhynchus (=Salmo) mykiss	Upper Columbia River DPS	\$16,000	\$0	\$16,000
		Steelhead	Oncorhynchus (=Salmo) mykiss	Upper Willamette River DPS	\$9,000	\$0	\$9,000
		Stickleback, unarmored threespine	Gasterosteus aculeatus williamsoni	Wherever found	\$8,000	\$0	\$8,000
		Sturgeon, Atlantic	Acipenser oxyrinchus oxyrinchus	Gulf of Maine DPS	\$20,000	\$0	\$20,000
		Sturgeon, Atlantic	Acipenser oxyrinchus oxyrinchus	South Atlantic DPS	\$247,152	\$0	\$247,152

Locality	Group Name	Common Name	Scientific Name	Population	General Expenditures	Land Expenditures	Grand Total
		sturgeon, green	Acipenser medirostris	Southern DPS	\$7,500	\$0	\$7,500
		Sturgeon, pallid	Scaphirhynchus albus	Wherever found	\$600,796	\$0	\$600,796
		Sturgeon, shortnose	Acipenser brevirostrum	Wherever found	\$93,500	\$0	\$93,500
		Sturgeon, Shovelnose	Scaphirhynchus platyrhynchus	Wherever found	\$110,529	\$0	\$110,529
		Sturgeon, white	Acipenser transmontanus	U.S.A. (ID, MT), Canada (B.C.), Kooténai R. system	\$128,000	\$0	\$128,000
		Sucker, Lost River	Deltistes luxatus	Wherever found	\$53,181	\$0	\$53,181
		Sucker, razorback	Xyrauchen texanus	Wherever found	\$15,463	\$0	\$15,463
		Sucker, Santa Ana	Catostomus santaanae	3 CA river basins	\$27,380	\$0	\$27,380
		Sucker, shortnose	Chasmistes brevirostris	Wherever found	\$53,181	\$0	\$53,181
		Sucker, Warner	Catostomus warnerensis	Wherever found	\$3,750	\$0	\$3,750
		Topminnow, Gila (incl. Yaqui)	Poeciliopsis occidentalis	Wherever found	\$3,000	\$0	\$3,000
		Trout, Apache	Oncorhynchus apache	Wherever found	\$6,000	\$0	\$6,000
		Trout, bull	Salvelinus confluentus	Clackamas River subbasin experimental population	\$34,952	\$0	\$34,952
		Trout, bull	Salvelinus confluentus	U.S.A., conterminous, lower 48 states	\$412,897	\$0	\$412,897
		Trout, Gila	Oncorhynchus gilae	Wherever found	\$3,000	\$0	\$3,000
		Trout, Lahontan cutthroat	Oncorhynchus clarkii henshawi	Wherever found	\$85,200	\$0	\$85,200
	Fishes subtotal				\$3,224,603	\$0	\$3,224,603
	Clams	Bean, Choctaw	Villosa choctawensis	Wherever found	\$8,606	\$0	\$8,606
		Bean, rayed	Villosa fabalis	Wherever found	\$2,336	\$0	\$2,336

Locality	Group Name	Common Name	Scientific Name	Population	General Expenditures	Land Expenditures	Grand Total
		Clubshell	Pleurobema clava	Wherever found; Except where listed as Experimental Populations	\$2,336	\$0	\$2,336
		Fanshell	Cyprogenia stegaria	U.S.A. (TN - specified portions of the French Broad and Holston Rivers; see 17.85(b)(1))	\$2,336	\$0	\$2,336
		Kidneyshell, southern	Ptychobranhus jonesi	Wherever found	\$8,606	\$0	\$8,606
		Mapleleaf, winged	Quadrula fragosa	Wherever found, except where listed as an experimental population	\$43,532	\$0	\$43,532
		Moccasinshell, Alabama	Medionidus acutissimus	Wherever found	\$8,606	\$0	\$8,606
		Moccasinshell, Gulf	Medionidus penicillatus	Wherever found	\$8,606	\$0	\$8,606
		Moccasinshell, Ochlockonee	Medionidus simpsonianus	Wherever found	\$8,606	\$0	\$8,606
		Mussel, sheepnose	Plethobasus cyphus	Wherever found	\$2,336	\$0	\$2,336
		Mussel, snuffbox	Epioblasma triquetra	Wherever found	\$2,336	\$0	\$2,336
		Pigtoe, fuzzy	Pleurobema strodeanum	Wherever found	\$8,606	\$0	\$8,606
		Pigtoe, narrow	Fusconaia escambia	Wherever found	\$8,606	\$0	\$8,606
		Pigtoe, oval	Pleurobema pyriforme	Wherever found	\$8,606	\$0	\$8,606
		Pigtoe, tapered	Fusconaia burkei	Wherever found	\$8,606	\$0	\$8,606
		Rabbitsfoot	Quadrula cylindrica cylindrica	Wherever found	\$2,336	\$0	\$2,336
		Riffleshell, northern	Epioblasma torulosa rangiana	Wherever found	\$53,418	\$0	\$53,418
		Slabshell, Chipola	Elliptio chipolaensis	Wherever found	\$8,606	\$0	\$8,606
		Spectaclecase (mussel)	Cumberlandia monodonta	Wherever found	\$57,613	\$0	\$57,613
		Spinymussel, Altamaha	Elliptio spinosa	Wherever found	\$8,606	\$0	\$8,606

Locality	Group Name	Common Name	Scientific Name	Population	General Expenditures	Land Expenditures	Grand Total
		Spiny mussel, James	Pleurobema collina	Wherever found	\$8,606	\$0	\$8,606
		Spiny mussel, Tar River	Elliptio steinstansana	Wherever found	\$8,606	\$0	\$8,606
		Threeridge, fat (mussel)	Amblema neislerii	Wherever found	\$8,606	\$0	\$8,606
		Wedgemussel, dwarf	Alasmidonta heterodon	Wherever found	\$22,428	\$0	\$22,428
	Clams subtotal				\$311,491	\$0	\$311,491
	Snails	Abalone, Black	Haliotis cracherodii	Wherever found	\$7,954	\$0	\$7,954
		Snail, Pecos assiminea	Assiminea pecos	Wherever found	\$36,000	\$0	\$36,000
	Snails subtotal				\$43,954	\$0	\$43,954
	Insects	Butterfly, Karner blue	Lycaeides melissa samuelis	Wherever found	\$129,028	\$0	\$129,028
		Butterfly, Oregon silverspot	Speyeria zerene hippolyta	Wherever found	\$2,535	\$0	\$2,535
		Dragonfly, Hine's emerald	Somatochlora hineana	Wherever found	\$55,487	\$0	\$55,487
	Insects subtotal				\$187,050	\$0	\$187,050
	Arachnids	Spider, spruce-fir moss	Microhexura montivaga	Wherever found	\$1,500	\$0	\$1,500
	Arachnids subtotal				\$1,500	\$0	\$1,500
	Corals	Coral, Mountainous Star	Orbicella faveolata	Wherever found	\$70,000	\$0	\$70,000
		Coral, staghorn	Acropora cervicornis	Wherever found	\$70,000	\$0	\$70,000
	Corals subtotal				\$140,000	\$0	\$140,000
	Flowering Plants	Alani	Melicope adscendens	Wherever found	\$787	\$0	\$787
		Alani	Melicope balloui	Wherever found	\$787	\$0	\$787
		Alani	Melicope christophersenii	Wherever found	\$787	\$0	\$787
		Alani	Melicope degeneri	Wherever found	\$787	\$0	\$787
		Alani	Melicope haupuensis	Wherever found	\$787	\$0	\$787

Locality	Group Name	Common Name	Scientific Name	Population	General Expenditures	Land Expenditures	Grand Total
		Alani	Melicope hiiakae	Wherever found	\$787	\$0	\$787
		Alani	Melicope knudsenii	Wherever found	\$787	\$0	\$787
		Alani	Melicope lydgatei	Wherever found	\$787	\$0	\$787
		Alani	Melicope makahae	Wherever found	\$787	\$0	\$787
		Alani	Melicope mucronulata	Wherever found	\$787	\$0	\$787
		Alani	Melicope munroi	Wherever found	\$787	\$0	\$787
		Alani	Melicope ovalis	Wherever found	\$787	\$0	\$787
		Alani	Melicope pallida	Wherever found	\$787	\$0	\$787
		Alani	Melicope paniculata	Wherever found	\$787	\$0	\$787
		Alani	Melicope puberula	Wherever found	\$787	\$0	\$787
		Alani	Melicope quadrangularis	Wherever found	\$787	\$0	\$787
		Alani	Melicope reflexa	Wherever found	\$787	\$0	\$787
		Alani	Melicope saint-johnii	Wherever found	\$787	\$0	\$787
		Alani	Melicope zahlbruckneri	Wherever found	\$787	\$0	\$787
		Aupaka	Isodendron hosakae	Wherever found	\$787	\$0	\$787
		Aupaka	Isodendron laurifolium	Wherever found	\$787	\$0	\$787
		Aupaka	Isodendron longifolium	Wherever found	\$787	\$0	\$787
		A'e	Zanthoxylum dipetalum var. tomentosum	Wherever found	\$787	\$0	\$787
		A'e	Zanthoxylum hawaiiense	Wherever found	\$787	\$0	\$787
		A'e	Zanthoxylum oahuense	Wherever found	\$787	\$0	\$787
		Barberry, island	Berberis pinnata ssp. insularis	Wherever found	\$3,890	\$0	\$3,890
		Bedstraw, island	Galium buxifolium	Wherever found	\$7,986	\$0	\$7,986

Locality	Group Name	Common Name	Scientific Name	Population	General Expenditures	Land Expenditures	Grand Total
		Bladderpod, kodachrome	<i>Lesquerella tumulosa</i>	Wherever found	\$3,000	\$0	\$3,000
		Bluegrass, Hawaiian	<i>Poa sandvicensis</i>	Wherever found	\$787	\$0	\$787
		Bluegrass, Mann's	<i>Poa mannii</i>	Wherever found	\$787	\$0	\$787
		Bush-mallow, Santa Cruz Island	<i>Malacothamnus fasciculatus</i> var. <i>nesioticus</i>	Wherever found	\$11,876	\$0	\$11,876
		Buttercup, autumn	<i>Ranunculus aestivalis</i> (=acriformis)	Wherever found	\$3,000	\$0	\$3,000
		Cactus, Arizona hedgehog	<i>Echinocereus triglochidiatus</i> var. <i>arizonicus</i>	Wherever found	\$36,037	\$0	\$36,037
		cactus, Pariette	<i>Sclerocactus brevispinus</i>	Wherever found	\$3,000	\$0	\$3,000
		Cactus, Pima pineapple	<i>Coryphantha scheeri</i> var. <i>robustispina</i>	Wherever found	\$4,450	\$0	\$4,450
		Cactus, San Rafael	<i>Pediocactus despainii</i>	Wherever found	\$3,000	\$0	\$3,000
		cactus, Uinta Basin hookless	<i>Sclerocactus wetlandicus</i>	Wherever found	\$3,000	\$0	\$3,000
		Cactus, Winkler	<i>Pediocactus winkleri</i>	Wherever found	\$3,000	\$0	\$3,000
		Chaff-flower, round-leaved	<i>Achyranthes splendens</i> var. <i>rotundata</i>	Wherever found	\$787	\$0	\$787
		Gardenia (=Na'u), Hawaiian	<i>Gardenia brighamii</i>	Wherever found	\$787	\$0	\$787
		Geranium, Hawaiian red- flowered	<i>Geranium arboreum</i>	Wherever found	\$787	\$0	\$787
		Gilia, Hoffmann's slender- flowered	<i>Gilia tenuiflora</i> ssp. <i>hoffmannii</i>	Wherever found	\$8,451	\$0	\$8,451
		Haha	<i>Cyanea acuminata</i>	Wherever found	\$787	\$0	\$787
		Haha	<i>Cyanea asarifolia</i>	Wherever found	\$787	\$0	\$787
		Haha	<i>Cyanea asplenifolia</i>	Wherever found	\$787	\$0	\$787
		Haha	<i>Cyanea calycina</i>	Wherever found	\$787	\$0	\$787
		Haha	<i>Cyanea dolichopoda</i>	Wherever found	\$787	\$0	\$787

Locality	Group Name	Common Name	Scientific Name	Population	General Expenditures	Land Expenditures	Grand Total
		haha	<i>Cyanea duvalliorum</i>	Wherever found	\$787	\$0	\$787
		Haha	<i>Cyanea eleeleensis</i>	Wherever found	\$787	\$0	\$787
		Haha	<i>Cyanea glabra</i>	Wherever found	\$787	\$0	\$787
		Haha	<i>Cyanea grimesiana</i> ssp. <i>obatae</i>	Wherever found	\$787	\$0	\$787
		Haha	<i>Cyanea humboldtiana</i>	Wherever found	\$787	\$0	\$787
		Haha	<i>Cyanea kolekoleensis</i>	Wherever found	\$787	\$0	\$787
		Haha	<i>Cyanea koolauensis</i>	Wherever found	\$787	\$0	\$787
		Haha	<i>Cyanea kuhihewa</i>	Wherever found	\$787	\$0	\$787
		Haha	<i>Cyanea kunthiana</i>	Wherever found	\$787	\$0	\$787
		Haha	<i>Cyanea lanceolata</i>	Wherever found	\$787	\$0	\$787
		Haha	<i>Cyanea longiflora</i>	Wherever found	\$787	\$0	\$787
		haha	<i>Cyanea magnicalyx</i>	Wherever found	\$787	\$0	\$787
		Haha	<i>Cyanea mannii</i>	Wherever found	\$787	\$0	\$787
		haha	<i>Cyanea maritae</i>	Wherever found	\$787	\$0	\$787
		Haha	<i>Cyanea marksii</i>	Wherever found	\$787	\$0	\$787
		haha	<i>Cyanea mauiensis</i>	Wherever found	\$787	\$0	\$787
		Haha	<i>Cyanea mceldowneyi</i>	Wherever found	\$787	\$0	\$787
		haha	<i>Cyanea munroi</i>	Wherever found	\$787	\$0	\$787
		Haha	<i>Cyanea obtusa</i>	Wherever found	\$787	\$0	\$787
		Haha	<i>Cyanea pinnatifida</i>	Wherever found	\$787	\$0	\$787
		Haha	<i>Cyanea procera</i>	Wherever found	\$787	\$0	\$787
		Haha	<i>Cyanea recta</i>	Wherever found	\$787	\$0	\$787

Locality	Group Name	Common Name	Scientific Name	Population	General Expenditures	Land Expenditures	Grand Total
		Haha	<i>Cyanea remyi</i>	Wherever found	\$787	\$0	\$787
		Haha	<i>Cyanea shipmanii</i>	Wherever found	\$787	\$0	\$787
		Haha	<i>Cyanea st.-johnii</i>	Wherever found	\$787	\$0	\$787
		Haha	<i>Cyanea stictophylla</i>	Wherever found	\$787	\$0	\$787
		Haha	<i>Cyanea superba</i>	Wherever found	\$787	\$0	\$787
		Haha	<i>Cyanea truncata</i>	Wherever found	\$787	\$0	\$787
		Haha	<i>Cyanea undulata</i>	Wherever found	\$787	\$0	\$787
		haiwale	<i>Cyrtandra ferripilosa</i>	Wherever found	\$787	\$0	\$787
		Haiwale	<i>Cyrtandra paliku</i>	Wherever found	\$787	\$0	\$787
		Hala pepe	<i>Pleomele fernaldii</i>	Wherever found	\$787	\$0	\$787
		Hala pepe	<i>Pleomele forbesii</i>	Wherever found	\$787	\$0	\$787
		Hala pepe	<i>Pleomele hawaiiensis</i>	Wherever found	\$787	\$0	\$787
		Hau kuahiwi	<i>Hibiscadelphus giffardianus</i>	Wherever found	\$787	\$0	\$787
		Hau kuahiwi	<i>Hibiscadelphus hualalaiensis</i>	Wherever found	\$787	\$0	\$787
		Hau kuahiwi	<i>Hibiscadelphus woodii</i>	Wherever found	\$787	\$0	\$787
		Ha`iwale	<i>Cyrtandra crenata</i>	Wherever found	\$787	\$0	\$787
		Ha`iwale	<i>Cyrtandra dentata</i>	Wherever found	\$787	\$0	\$787
		Ha`iwale	<i>Cyrtandra filipes</i>	Wherever found	\$787	\$0	\$787
		Ha`iwale	<i>Cyrtandra giffardii</i>	Wherever found	\$787	\$0	\$787
		Ha`iwale	<i>Cyrtandra kaulantha</i>	Wherever found	\$787	\$0	\$787
		Ha`iwale	<i>Cyrtandra munroi</i>	Wherever found	\$787	\$0	\$787
		Ha`iwale	<i>Cyrtandra oenobarba</i>	Wherever found	\$787	\$0	\$787



Locality	Group Name	Common Name	Scientific Name	Population	General Expenditures	Land Expenditures	Grand Total
		Ha`iwale	Cyrtandra oxybapha	Wherever found	\$787	\$0	\$787
		Ha`iwale	Cyrtandra polyantha	Wherever found	\$787	\$0	\$787
		Ha`iwale	Cyrtandra sessilis	Wherever found	\$787	\$0	\$787
		Ha`iwale	Cyrtandra subumbellata	Wherever found	\$787	\$0	\$787
		Ha`iwale	Cyrtandra tintinnabula	Wherever found	\$787	\$0	\$787
		Ha`iwale	Cyrtandra viridiflora	Wherever found	\$787	\$0	\$787
		Heau	Exocarpos luteolus	Wherever found	\$787	\$0	\$787
		Hibiscus, Clay's	Hibiscus clayi	Wherever found	\$787	\$0	\$787
		Holei	Ochrosia kilaeuaensis	Wherever found	\$787	\$0	\$787
		Honohono	Haplostachys haplostachya	Wherever found	\$787	\$0	\$787
		Ho`awa	Pittosporum napaliense	Wherever found	\$787	\$0	\$787
		Hulumoa	Korthalsella degeneri	Wherever found	\$787	\$0	\$787
		Iagu, Hayun (=Guam), Tronkon guafi (Rota)	Serianthes nelsonii	Wherever found	\$787	\$0	\$787
		Iliau, dwarf	Wilkesia hobdyi	Wherever found	\$787	\$0	\$787
		Ischaemum, Hilo	Ischaemum byrone	Wherever found	\$787	\$0	\$787
		Kamakahala	Labordia cyrtandrae	Wherever found	\$787	\$0	\$787
		Kamakahala	Labordia helleri	Wherever found	\$787	\$0	\$787
		Kamakahala	Labordia lydgatei	Wherever found	\$787	\$0	\$787
		Kamakahala	Labordia pumila	Wherever found	\$787	\$0	\$787
		Kamakahala	Labordia tinifolia var. lanaiensis	Wherever found	\$787	\$0	\$787
		Kamakahala	Labordia tinifolia var. wahiawaensis	Wherever found	\$787	\$0	\$787
		Kamakahala	Labordia triflora	Wherever found	\$787	\$0	\$787

Locality	Group Name	Common Name	Scientific Name	Population	General Expenditures	Land Expenditures	Grand Total
		Kamanomano	Cenchrus agrimonioides	Wherever found	\$787	\$0	\$787
		Kauai hau kuahiwi	Hibiscadelphus distans	Wherever found	\$787	\$0	\$787
		Kauila	Colubrina oppositifolia	Wherever found	\$787	\$0	\$787
		Kaulu	Pteralyxia kauaiensis	Wherever found	\$787	\$0	\$787
		Kaulu	Pteralyxia macrocarpa	Wherever found	\$787	\$0	\$787
		Kio`ele	Kadua coriacea	Wherever found	\$787	\$0	\$787
		Kiponapona	Phyllostegia racemosa	Wherever found	\$787	\$0	\$787
		Kohe malama malama o kanaloa	Kanaloa kahoolawensis	Wherever found	\$787	\$0	\$787
		Koholapehu	Dubautia latifolia	Wherever found	\$787	\$0	\$787
		Koki`o	Kokia drynarioides	Wherever found	\$787	\$0	\$787
		Koki`o	Kokia kauaiensis	Wherever found	\$787	\$0	\$787
		Koki`o, Cooke's	Kokia cookei	Wherever found	\$787	\$0	\$787
		Kolea	Myrsine juddii	Wherever found	\$787	\$0	\$787
		Kolea	Myrsine knudsenii	Wherever found	\$787	\$0	\$787
		Kolea	Myrsine linearifolia	Wherever found	\$787	\$0	\$787
		Kolea	Myrsine mezii	Wherever found	\$787	\$0	\$787
		Kolea	Myrsine vaccinioides	Wherever found	\$787	\$0	\$787
		Kopiko	Psychotria grandiflora	Wherever found	\$787	\$0	\$787
		Kopiko	Psychotria hobdyi	Wherever found	\$787	\$0	\$787
		Ko`oko`olau	Bidens amplexans	Wherever found	\$787	\$0	\$787
		Ko`oko`olau	Bidens campylotheca pentamera	Wherever found	\$787	\$0	\$787
		Ko`oko`olau	Bidens campylotheca waihoiensis	Wherever found	\$787	\$0	\$787

Locality	Group Name	Common Name	Scientific Name	Population	General Expenditures	Land Expenditures	Grand Total
		Ko`oko`olau	<i>Bidens conjuncta</i>	Wherever found	\$787	\$0	\$787
		Ko`oko`olau	<i>Bidens micrantha ctenophylla</i>	Wherever found	\$787	\$0	\$787
		Ko`oko`olau	<i>Bidens wiebkei</i>	Wherever found	\$787	\$0	\$787
		Ko`oloa`ula	<i>Abutilon menziesii</i>	Wherever found	\$787	\$0	\$787
		Kuahiwi laukahi	<i>Plantago hawaiiensis</i>	Wherever found	\$787	\$0	\$787
		Kuahiwi laukahi	<i>Plantago princeps</i>	Wherever found	\$787	\$0	\$787
		Kula wahine noho	<i>Isodendron pyrifolium</i>	Wherever found	\$787	\$0	\$787
		Kulu`i	<i>Nototrichium humile</i>	Wherever found	\$787	\$0	\$787
		Lau`ehu	<i>Panicum niihauense</i>	Wherever found	\$787	\$0	\$787
		Laulihilihi	<i>Schiedea stellarioides</i>	Wherever found	\$787	\$0	\$787
		Iehua makanoe	<i>Lysimachia daphnoides</i>	Wherever found	\$787	\$0	\$787
		Liliwai	<i>Acaena exigua</i>	Wherever found	\$787	\$0	\$787
		Love grass, Fosberg's	<i>Eragrostis fosbergii</i>	Wherever found	\$787	\$0	\$787
		Lo`ulu	<i>Pritchardia kaalae</i>	Wherever found	\$787	\$0	\$787
		Lo`ulu	<i>Pritchardia maideniana</i>	Wherever found	\$787	\$0	\$787
		Lo`ulu	<i>Pritchardia munroi</i>	Wherever found	\$787	\$0	\$787
		Lo`ulu	<i>Pritchardia napaliensis</i>	Wherever found	\$787	\$0	\$787
		Lo`ulu	<i>Pritchardia remota</i>	Wherever found	\$787	\$0	\$787
		Lo`ulu	<i>Pritchardia schattaueri</i>	Wherever found	\$787	\$0	\$787
		Lo`ulu	<i>Pritchardia viscosa</i>	Wherever found	\$787	\$0	\$787
		Lo`ulu, (=Na`ena`e)	<i>Pritchardia hardyi</i>	Wherever found	\$787	\$0	\$787
		Mahoe	<i>Alectryon macrococcus</i>	Wherever found	\$787	\$0	\$787

Locality	Group Name	Common Name	Scientific Name	Population	General Expenditures	Land Expenditures	Grand Total
		Makou	Peucedanum sandwicense	Wherever found	\$787	\$0	\$787
		Malacothrix, Santa Cruz Island	Malacothrix indecora	Wherever found	\$3,891	\$0	\$3,891
		Manzanita, Santa Rosa Island	Arctostaphylos confertiflora	Wherever found	\$7,986	\$0	\$7,986
		Mapele	Cyrtandra cyaneoides	Wherever found	\$787	\$0	\$787
		Ma`o hau hele, (=native yellow hibiscus)	Hibiscus brackenridgei	Wherever found	\$787	\$0	\$787
		Ma`oli`oli	Schiedea apokremnos	Wherever found	\$787	\$0	\$787
		Ma`oli`oli	Schiedea hawaiiensis	Wherever found	\$787	\$0	\$787
		Ma`oli`oli	Schiedea kealiae	Wherever found	\$787	\$0	\$787
		Mehamehame	Flueggea neowawraea	Wherever found	\$787	\$0	\$787
		Milk-vetch, heliotrope	Astragalus montii	Wherever found	\$3,000	\$0	\$3,000
		milkvetch, Deseret	Astragalus desereticus	Wherever found	\$3,000	\$0	\$3,000
		Naenae	Dubautia kalalauensis	Wherever found	\$787	\$0	\$787
		Naenae	Dubautia kenwoodii	Wherever found	\$787	\$0	\$787
		Nani wai`ale`ale	Viola kauaiensis var. wahiawaensis	Wherever found	\$787	\$0	\$787
		Nanu	Gardenia mannii	Wherever found	\$787	\$0	\$787
		Naupaka, dwarf	Scaevola coriacea	Wherever found	\$787	\$0	\$787
		Na`ena`e	Dubautia herbstobatae	Wherever found	\$787	\$0	\$787
		Na`ena`e	Dubautia imbricata imbricata	Wherever found	\$787	\$0	\$787
		Na`ena`e	Dubautia pauciflorula	Wherever found	\$787	\$0	\$787
		Na`ena`e	Dubautia plantaginea magnifolia	Wherever found	\$787	\$0	\$787
		Na`ena`e	Dubautia waialealae	Wherever found	\$787	\$0	\$787

Locality	Group Name	Common Name	Scientific Name	Population	General Expenditures	Land Expenditures	Grand Total
		Nehe	<i>Lipochaeta lobata</i> var. <i>leptophylla</i>	Wherever found	\$787	\$0	\$787
		Nehe	<i>Melanthera tenuifolia</i>	Wherever found	\$787	\$0	\$787
		Nioi	<i>Eugenia koolauensis</i>	Wherever found	\$787	\$0	\$787
		No common name	<i>Abutilon eremitopetalum</i>	Wherever found	\$787	\$0	\$787
		No common name	<i>Abutilon sandwicense</i>	Wherever found	\$787	\$0	\$787
		No common name	<i>Achyranthes mutica</i>	Wherever found	\$787	\$0	\$787
		No common name	<i>Amaranthus brownii</i>	Wherever found	\$787	\$0	\$787
		No common name	<i>Bonamia menziesii</i>	Wherever found	\$787	\$0	\$787
		No common name	<i>Cyanea profuga</i>	Wherever found	\$787	\$0	\$787
		No common name	<i>Cyanea purpurellifolia</i>	Wherever found	\$787	\$0	\$787
		No common name	<i>Cyrtandra gracilis</i>	Wherever found	\$787	\$0	\$787
		No common name	<i>Cyrtandra wagneri</i>	Wherever found	\$787	\$0	\$787
		No common name	<i>Cyrtandra waiolani</i>	Wherever found	\$787	\$0	\$787
		No common name	<i>Delissea rhytidosperma</i>	Wherever found	\$787	\$0	\$787
		No common name	<i>Festuca molokaiensis</i>	Wherever found	\$787	\$0	\$787
		No common name	<i>Gouania hillebrandii</i>	Wherever found	\$787	\$0	\$787
		No common name	<i>Gouania meyenii</i>	Wherever found	\$787	\$0	\$787
		No common name	<i>Gouania vitifolia</i>	Wherever found	\$787	\$0	\$787
		No common name	<i>Hesperomannia arborescens</i>	Wherever found	\$787	\$0	\$787
		No common name	<i>Hesperomannia arbuscula</i>	Wherever found	\$787	\$0	\$787
		No common name	<i>Hesperomannia lydgatei</i>	Wherever found	\$787	\$0	\$787
		No common name	<i>Kadua degeneri</i>	Wherever found	\$787	\$0	\$787

Locality	Group Name	Common Name	Scientific Name	Population	General Expenditures	Land Expenditures	Grand Total
		No common name	<i>Kadua parvula</i>	Wherever found	\$787	\$0	\$787
		No common name	<i>Lobelia monostachya</i>	Wherever found	\$787	\$0	\$787
		No common name	<i>Lobelia niihauensis</i>	Wherever found	\$787	\$0	\$787
		No common name	<i>Lobelia oahuensis</i>	Wherever found	\$787	\$0	\$787
		No common name	<i>Lysimachia filifolia</i>	Wherever found	\$787	\$0	\$787
		No common name	<i>Lysimachia iniki</i>	Wherever found	\$787	\$0	\$787
		No common name	<i>Lysimachia lydgatei</i>	Wherever found	\$787	\$0	\$787
		No common name	<i>Lysimachia maxima</i>	Wherever found	\$787	\$0	\$787
		No common name	<i>Lysimachia pendens</i>	Wherever found	\$787	\$0	\$787
		No common name	<i>Lysimachia scopulensis</i>	Wherever found	\$787	\$0	\$787
		No common name	<i>Lysimachia venosa</i>	Wherever found	\$787	\$0	\$787
		No common name	<i>Neraudia angulata</i>	Wherever found	\$787	\$0	\$787
		No common name	<i>Neraudia ovata</i>	Wherever found	\$787	\$0	\$787
		No common name	<i>Neraudia sericea</i>	Wherever found	\$787	\$0	\$787
		No common name	<i>Nesogenes rotensis</i>	Wherever found	\$787	\$0	\$787
		No common name	<i>Osmoxylon marianhense</i>	Wherever found	\$787	\$0	\$787
		No common name	<i>Phyllostegia bracteata</i>	Wherever found	\$787	\$0	\$787
		No common name	<i>Phyllostegia floribunda</i>	Wherever found	\$787	\$0	\$787
		No common name	<i>Phyllostegia glabra</i> var. <i>lanaiensis</i>	Wherever found	\$787	\$0	\$787
		No common name	<i>Phyllostegia haliakalae</i>	Wherever found	\$787	\$0	\$787
		No common name	<i>Phyllostegia hirsuta</i>	Wherever found	\$787	\$0	\$787
		No common name	<i>Phyllostegia hispida</i>	Wherever found	\$787	\$0	\$787

Locality	Group Name	Common Name	Scientific Name	Population	General Expenditures	Land Expenditures	Grand Total
		No common name	Phyllostegia kaalaensis	Wherever found	\$787	\$0	\$787
		No common name	Phyllostegia knudsenii	Wherever found	\$787	\$0	\$787
		No common name	Phyllostegia mannii	Wherever found	\$787	\$0	\$787
		No common name	Phyllostegia mollis	Wherever found	\$787	\$0	\$787
		No common name	Phyllostegia pilosa	Wherever found	\$787	\$0	\$787
		No common name	Phyllostegia renovans	Wherever found	\$787	\$0	\$787
		No common name	Phyllostegia velutina	Wherever found	\$787	\$0	\$787
		No common name	Phyllostegia waimeae	Wherever found	\$787	\$0	\$787
		No common name	Phyllostegia warshaueri	Wherever found	\$787	\$0	\$787
		No common name	Phyllostegia wawrana	Wherever found	\$787	\$0	\$787
		No common name	Pittosporum halophilum	Wherever found	\$787	\$0	\$787
		No common name	Pittosporum hawaiiense	Wherever found	\$787	\$0	\$787
		No common name	Platanthera holochila	Wherever found	\$787	\$0	\$787
		No common name	Platydesma remyi	Wherever found	\$787	\$0	\$787
		No common name	Poa siphonoglossa	Wherever found	\$787	\$0	\$787
		No common name	Remya kauaiensis	Wherever found	\$787	\$0	\$787
		No common name	Remya montgomeryi	Wherever found	\$787	\$0	\$787
		No common name	Sanicula mariversa	Wherever found	\$787	\$0	\$787
		No common name	Sanicula purpurea	Wherever found	\$787	\$0	\$787
		No common name	Schiedea attenuata	Wherever found	\$787	\$0	\$787
		No common name	Schiedea haleakalensis	Wherever found	\$787	\$0	\$787
		No common name	Schiedea helleri	Wherever found	\$787	\$0	\$787

Locality	Group Name	Common Name	Scientific Name	Population	General Expenditures	Land Expenditures	Grand Total
		No common name	<i>Schiedea hookeri</i>	Wherever found	\$787	\$0	\$787
		No common name	<i>Schiedea jacobii</i>	Wherever found	\$787	\$0	\$787
		No common name	<i>Schiedea kaalae</i>	Wherever found	\$787	\$0	\$787
		No common name	<i>Schiedea kauaiensis</i>	Wherever found	\$787	\$0	\$787
		No common name	<i>Schiedea laui</i>	Wherever found	\$787	\$0	\$787
		No common name	<i>Schiedea lydgatei</i>	Wherever found	\$787	\$0	\$787
		No common name	<i>Schiedea membranacea</i>	Wherever found	\$787	\$0	\$787
		No common name	<i>Schiedea nuttallii</i>	Wherever found	\$787	\$0	\$787
		No common name	<i>Schiedea obovata</i>	Wherever found	\$787	\$0	\$787
		No common name	<i>Schiedea salicaria</i>	Wherever found	\$787	\$0	\$787
		No common name	<i>Schiedea sarmentosa</i>	Wherever found	\$787	\$0	\$787
		No common name	<i>Schiedea spergulina</i> var. <i>leiopoda</i>	Wherever found	\$787	\$0	\$787
		No common name	<i>Schiedea spergulina</i> var. <i>spergulina</i>	Wherever found	\$787	\$0	\$787
		No common name	<i>Schiedea trinervis</i>	Wherever found	\$787	\$0	\$787
		No common name	<i>Schiedea verticillata</i>	Wherever found	\$787	\$0	\$787
		No common name	<i>Silene alexandri</i>	Wherever found	\$787	\$0	\$787
		No common name	<i>Silene hawaiiensis</i>	Wherever found	\$787	\$0	\$787
		No common name	<i>Silene lanceolata</i>	Wherever found	\$787	\$0	\$787
		No common name	<i>Silene perlmanii</i>	Wherever found	\$787	\$0	\$787
		No common name	<i>Spermolepis hawaiiensis</i>	Wherever found	\$787	\$0	\$787
		No common name	<i>Stenogyne bifida</i>	Wherever found	\$787	\$0	\$787
		No common name	<i>Stenogyne campanulata</i>	Wherever found	\$787	\$0	\$787



Locality	Group Name	Common Name	Scientific Name	Population	General Expenditures	Land Expenditures	Grand Total
		No common name	<i>Stenogyne cranwelliae</i>	Wherever found	\$787	\$0	\$787
		No common name	<i>Stenogyne kanehoana</i>	Wherever found	\$787	\$0	\$787
		No common name	<i>Stenogyne kauaulaensis</i>	Wherever found	\$787	\$0	\$787
		No common name	<i>Stenogyne kealiae</i>	Wherever found	\$787	\$0	\$787
		No common name	<i>Tetramolopium filiforme</i>	Wherever found	\$787	\$0	\$787
		No common name	<i>Tetramolopium remyi</i>	Wherever found	\$787	\$0	\$787
		No common name	<i>Trematolobelia singularis</i>	Wherever found	\$787	\$0	\$787
		No common name	<i>Vigna o-wahuensis</i>	Wherever found	\$787	\$0	\$787
		No common name	<i>Viola helenae</i>	Wherever found	\$787	\$0	\$787
		No common name	<i>Viola lanaiensis</i>	Wherever found	\$787	\$0	\$787
		No common name	<i>Viola oahuensis</i>	Wherever found	\$787	\$0	\$787
		No common name	<i>Wikstroemia villosa</i>	Wherever found	\$787	\$0	\$787
		No common name	<i>Xylosma crenatum</i>	Wherever found	\$787	\$0	\$787
		Nohoanu	<i>Geranium hanaense</i>	Wherever found	\$787	\$0	\$787
		Nohoanu	<i>Geranium hillebrandii</i>	Wherever found	\$787	\$0	\$787
		Nohoanu	<i>Geranium kauaiense</i>	Wherever found	\$787	\$0	\$787
		Nohoanu	<i>Geranium multiflorum</i>	Wherever found	\$787	\$0	\$787
		nui, haha	<i>Cyanea horrida</i>	Wherever found	\$787	\$0	\$787
		Ohai	<i>Sesbania tomentosa</i>	Wherever found	\$787	\$0	\$787
		Olulu	<i>Brighamia insignis</i>	Wherever found	\$787	\$0	\$787
		Opuhe	<i>Urera kaalae</i>	Wherever found	\$787	\$0	\$787
		Paintbrush, soft-leaved	<i>Castilleja mollis</i>	Wherever found	\$10,072	\$0	\$10,072

Locality	Group Name	Common Name	Scientific Name	Population	General Expenditures	Land Expenditures	Grand Total
		Pamakani	Tetramolopium capillare	Wherever found	\$787	\$0	\$787
		Pamakani	Viola chamissoniana ssp. chamissoniana	Wherever found	\$787	\$0	\$787
		Panicgrass, Carter's	Panicum fauriei var. carteri	Wherever found	\$787	\$0	\$787
		Papala	Charpentiera densiflora	Wherever found	\$787	\$0	\$787
		Pa`iniu	Astelia waialealae	Wherever found	\$787	\$0	\$787
		Phacelia, clay	Phacelia argillacea	Wherever found	\$3,000	\$0	\$3,000
		Phacelia, island	Phacelia insularis ssp. insularis	Wherever found	\$11,876	\$0	\$11,876
		Pilo kea lau li`i	Platydesma rostrata	Wherever found	\$787	\$0	\$787
		Popolo	Cyanea solanacea	Wherever found	\$787	\$0	\$787
		Popolo ku mai	Solanum incompletum	Wherever found	\$787	\$0	\$787
		Po`e	Portulaca sclerocarpa	Wherever found	\$787	\$0	\$787
		Pua `ala	Brighamia rockii	Wherever found	\$787	\$0	\$787
		Pu`uka`a	Cyperus trachysanthos	Wherever found	\$787	\$0	\$787
		Reedgrass, Hillebrand's	Calamagrostis hillebrandii	Wherever found	\$787	\$0	\$787
		Remya, Maui	Remya mauiensis	Wherever found	\$787	\$0	\$787
		Ridge-cress, Barneby	Lepidium barnebyanum	Wherever found	\$3,000	\$0	\$3,000
		Rock-cress, Hoffmann's	Arabis hoffmannii	Wherever found	\$11,876	\$0	\$11,876
		Rush-rose, island	Helianthemum greenei	Wherever found	\$7,986	\$0	\$7,986
		Schiedea, Diamond Head	Schiedea adamantis	Wherever found	\$787	\$0	\$787
		Silversword, Mauna Loa (=Ka'u)	Argyroxiphium kauense	Wherever found	\$787	\$0	\$787
		Thistle, Pitcher's	Cirsium pitcheri	Wherever found	\$79,881	\$0	\$79,881
		Vetch, Hawaiian	Vicia menziesii	Wherever found	\$787	\$0	\$787

Locality	Group Name	Common Name	Scientific Name	Population	General Expenditures	Land Expenditures	Grand Total
		Wahane	Pritchardia aylmer-robinsonii	Wherever found	\$787	\$0	\$787
		`Aiakeakua, popolo	Solanum sandwicense	Wherever found	\$787	\$0	\$787
		`Aiea	Nothocestrum breviflorum	Wherever found	\$787	\$0	\$787
		`Aiea	Nothocestrum peltatum	Wherever found	\$787	\$0	\$787
		`Akoko	Euphorbia haeleleana	Wherever found	\$787	\$0	\$787
		`aku	Cyanea tritomantha	Wherever found	\$1,304	\$0	\$1,304
		`aku`aku	Cyanea platyphylla	Wherever found	\$787	\$0	\$787
		`Ala `ala wai nui	Peperomia subpetiolata	Wherever found	\$787	\$0	\$787
		`Anaunau	Lepidium arbuscula	Wherever found	\$787	\$0	\$787
		`Anunu	Sicyos albus	Wherever found	\$787	\$0	\$787
		`Awikiwiki	Canavalia molokaiensis	Wherever found	\$787	\$0	\$787
		`Awikiwiki	Canavalia napaliensis	Wherever found	\$787	\$0	\$787
		`Awikiwiki	Canavalia pubescens	Wherever found	\$787	\$0	\$787
		`Oha wai	Clermontia drepanomorpha	Wherever found	\$787	\$0	\$787
		`Oha wai	Clermontia lindseyana	Wherever found	\$787	\$0	\$787
		`Oha wai	Clermontia pyrularia	Wherever found	\$787	\$0	\$787
	Flowering Plants subtotal				\$475,236	\$0	\$475,236
	Ferns and Allies	aumakua, Palapalai	Dryopteris crinalis var. podosorus	Wherever found	\$787	\$0	\$787
		Fern, Aleutian shield	Polystichum aleuticum	Wherever found	\$20,000	\$0	\$20,000
		Fern, pendant kihi	Adenophorus periens	Wherever found	\$787	\$0	\$787
		Ihi`ihi	Marsilea villosa	Wherever found	\$787	\$0	\$787
		No common name	Diplazium molokaiense	Wherever found	\$787	\$0	\$787

Locality	Group Name	Common Name	Scientific Name	Population	General Expenditures	Land Expenditures	Grand Total
		No common name	Doryopteris angelica	Wherever found	\$787	\$0	\$787
		No common name	Doryopteris takeuchii	Wherever found	\$787	\$0	\$787
		No common name	Pteris lidgatei	Wherever found	\$787	\$0	\$787
		Pauoa	Ctenitis squamigera	Wherever found	\$787	\$0	\$787
		Wawae`iole	Huperzia mannii	Wherever found	\$787	\$0	\$787
		Wawae`iole	Huperzia nutans	Wherever found	\$787	\$0	\$787
	Ferns and Allies subtotal				\$27,870	\$0	\$27,870
Domestic subtotal					\$16,343,323	\$0	\$16,343,323
Foreign	Mammals	Elephant, Asian	Elephas maximus	Wherever found	\$1,000	\$0	\$1,000
		Oryx, Arabian	Oryx leucoryx	Wherever found	\$3,000	\$0	\$3,000
		Tiger	Panthera tigris	Wherever found	\$3,000	\$0	\$3,000
	Mammals subtotal				\$7,000	\$0	\$7,000
	Birds	Crane, hooded	Grus monacha	Wherever found	\$80	\$0	\$80
		Crane, Japanese	Grus japonensis	Wherever found	\$20	\$0	\$20
	Birds subtotal				\$100	\$0	\$100
Foreign subtotal					\$7,100	\$0	\$7,100
Total					\$16,350,423	\$0	\$16,350,423

**DOT Federal Aviation Administration --  
\*FY2016\***

Locality	Group Name	Common Name	Scientific Name	Population	General Expenditures	Land Expenditures	Grand Total
Domestic	Mammals	Bat, Indiana	Myotis sodalis	Wherever found	\$4,750	\$0	\$4,750
		Bat, Northern long-eared	Myotis septentrionalis	Wherever found	\$4,750	\$0	\$4,750
		Bear, polar	Ursus maritimus	Wherever found	\$250	\$0	\$250
		Mouse, New Mexico meadow jumping	Zapus hudsonius luteus	Wherever found	\$3,000	\$0	\$3,000
		Prairie dog, Utah	Cynomys parvidens	Wherever found	\$50,000	\$0	\$50,000
	Mammals subtotal				\$62,750	\$0	\$62,750
	Birds	Eider, spectacled	Somateria fischeri	Wherever found	\$250	\$0	\$250
		Eider, Steller's	Polysticta stelleri	AK breeding pop.	\$250	\$0	\$250
		Horned lark, streaked	Eremophila alpestris strigata	Wherever found	\$198,600	\$0	\$198,600
	Birds subtotal				\$199,100	\$0	\$199,100
	Amphibians	Frog, California red-legged	Rana draytonii	Wherever found	\$3,300	\$0	\$3,300
		Salamander, California tiger	Ambystoma californiense	U.S.A. (CA - Santa Barbara County)	\$3,300	\$0	\$3,300
	Amphibians subtotal				\$6,600	\$0	\$6,600
	Insects	Butterfly, Karner blue	Lycaeides melissa samuelis	Wherever found	\$33,000	\$0	\$33,000
	Insects subtotal				\$33,000	\$0	\$33,000
	Flowering Plants	Ambrosia, San Diego	Ambrosia pumila	Wherever found	\$88,200	\$0	\$88,200
		Cactus, Colorado hookless	Sclerocactus glaucus	Wherever found	\$1,000	\$0	\$1,000

Locality	Group Name	Common Name	Scientific Name	Population	General Expenditures	Land Expenditures	Grand Total
	Flowering Plants subtotal				\$89,200	\$0	\$89,200
	Multi-Species				\$315,000	\$0	\$315,000
	Multi-Species subtotal				\$315,000	\$0	\$315,000
Domestic subtotal					\$705,650	\$0	\$705,650
Total					\$705,650	\$0	\$705,650

## DOT Federal Highway Administration --

**\*FY2016\***

Locality	Group Name	Common Name	Scientific Name	Population	General Expenditures	Land Expenditures	Grand Total
Domestic	Mammals	bat, Florida bonneted	Eumops floridanus	Wherever found	\$8,000	\$0	\$8,000
		Bat, gray	Myotis grisescens	Wherever found	\$350,800	\$0	\$350,800
		Bat, Hawaiian hoary	Lasiurus cinereus semotus	Wherever found	\$40,000	\$0	\$40,000
		Bat, Indiana	Myotis sodalis	Wherever found	\$7,818,122	\$216,748	\$8,034,870
		Bat, lesser long-nosed	Leptonycteris curasoae yerbabuena	Wherever found	\$3,000	\$0	\$3,000
		Bat, Northern long-eared	Myotis septentrionalis	Wherever found	\$2,938,521	\$5,000	\$2,943,521
		Bat, Ozark big-eared	Corynorhinus (=Plecotus) townsendii ingens	Wherever found	\$12,500	\$0	\$12,500
		Bat, Virginia big-eared	Corynorhinus (=Plecotus) townsendii virginianus	Wherever found	\$285,885	\$0	\$285,885
		Bear, grizzly	Ursus arctos horribilis	Bitterroot Ecosystem Recovery Zone Population	\$7,952,259	\$0	\$7,952,259
		Caribou, Woodland	Rangifer tarandus caribou	Selkirk Mountain population	\$16,016	\$0	\$16,016
		Deer, Columbian white-tailed	Odocoileus virginianus leucurus	Columbia River DPS	\$14,036	\$0	\$14,036
		Ferret, black-footed	Mustela nigripes	U.S.A. (WY and specified portions of AZ, CO, MT, SD, and UT, see 17.84(g)(9))	\$31,600	\$0	\$31,600
		Fox, San Joaquin kit	Vulpes macrotis mutica	wherever found	\$1,998,694	\$0	\$1,998,694
		Kangaroo rat, giant	Dipodomys ingens	Wherever found	\$41,161	\$0	\$41,161

Locality	Group Name	Common Name	Scientific Name	Population	General Expenditures	Land Expenditures	Grand Total
		Kangaroo rat, Tipton	Dipodomys nitratoides nitratoides	Wherever found	\$9,155	\$0	\$9,155
		Lynx, Canada	Lynx canadensis	Contiguous U.S. DPS	\$124,037	\$342,716	\$466,753
		Manatee, West Indian	Trichechus manatus	Wherever found	\$911,500	\$0	\$911,500
		Mouse, New Mexico meadow jumping	Zapus hudsonius luteus	Wherever found	\$48,700	\$0	\$48,700
		Mouse, Perdido Key beach	Peromyscus polionotus trissyllepsis	Wherever found	\$52,000	\$0	\$52,000
		Mouse, Preble's meadow jumping	Zapus hudsonius preblei	wherever found	\$121,800	\$0	\$121,800
		Mouse, salt marsh harvest	Reithrodontomys raviventris	wherever found	\$193,303	\$0	\$193,303
		Ocelot	Leopardus (=Felis) pardalis	wherever found	\$6,300,000	\$0	\$6,300,000
		Otter, southern sea	Enhydra lutris nereis	Wherever found	\$55,555	\$375,000	\$430,555
		Panther, Florida	Puma (=Felis) concolor coryi	Wherever found	\$1,767,000	\$0	\$1,767,000
		Rabbit, Columbia Basin Pygmy	Brachylagus idahoensis	Columbia Basin DPS	\$12,351	\$0	\$12,351
		Seal, Hawaiian monk	Monachus schauinslandi	Wherever found	\$5,000	\$0	\$5,000
		Squirrel, Carolina northern flying	Glaucomys sabrinus coloratus	Wherever found	\$1,248	\$0	\$1,248
		Wolf, gray	Canis lupus	MN	\$1,824,950	\$0	\$1,824,950
	Mammals subtotal				\$32,937,193	\$939,464	\$33,876,657
	Birds	Caracara, Audubon's crested	Polyborus plancus audubonii	FL pop.	\$1,609,000	\$0	\$1,609,000
		Crane, whooping	Grus americana	U.S.A (Southwestern Louisiana)	\$72,700	\$0	\$72,700
		falcon, northern aplomado	Falco femoralis septentrionalis	Wherever found, except where listed as an experimental population	\$31,000	\$0	\$31,000



Locality	Group Name	Common Name	Scientific Name	Population	General Expenditures	Land Expenditures	Grand Total
		Flycatcher, southwestern willow	Empidonax traillii extimus	Wherever found	\$31,967	\$0	\$31,967
		Gnatcatcher, coastal California	Polioptila californica californica	Wherever found	\$1,056,667	\$0	\$1,056,667
		Goose, Hawaiian	Branta (=Nesochen) sandvicensis	Wherever found	\$75,700	\$0	\$75,700
		Hawk, Hawaiian (=ʻIo)	Buteo solitarius	Wherever found	\$5,000	\$0	\$5,000
		Kite, Everglade snail	Rostrhamus sociabilis plumbeus	Wherever found	\$43,500	\$0	\$43,500
		Knot, red	Calidris canutus rufa	Wherever found	\$55,100	\$0	\$55,100
		Murrelet, marbled	Brachyramphus marmoratus	U.S.A. (CA, OR, WA)	\$288,672	\$0	\$288,672
		Owl, Mexican spotted	Strix occidentalis lucida	Wherever found	\$1,000	\$0	\$1,000
		Owl, northern spotted	Strix occidentalis caurina	Wherever found	\$306,983	\$0	\$306,983
		petrel, Hawaiian	Pterodroma sandwichensis	Wherever found	\$50,000	\$0	\$50,000
		Plover, piping	Charadrius melodus	[Great Lakes watershed DPS] - Great Lakes, watershed in States of IL, IN, MI, MN, NY, OH, PA, and WI and Canada (Ont.)	\$100,548	\$0	\$100,548
		Plover, western snowy	Charadrius alexandrinus nivosus	Pacific Coast population DPS-U.S.A. (CA, OR, WA), Mexico (within 50 miles of Pacific coast)	\$781,274	\$0	\$781,274
		Rail, California clapper	Rallus longirostris obsoletus	Wherever found	\$165,848	\$0	\$165,848
		sage-grouse, Gunnison	Centrocercus minimus	Wherever found	\$14,200	\$0	\$14,200
		scrub-jay, Florida	Aphelocoma coerulescens	Wherever found	\$117,500	\$0	\$117,500
		Shearwater, Newell's Townsend's	Puffinus auricularis newelli	Wherever found	\$50,000	\$0	\$50,000

Locality	Group Name	Common Name	Scientific Name	Population	General Expenditures	Land Expenditures	Grand Total
		Sparrow, Florida grasshopper	Ammodramus savannarum floridanus	Wherever found	\$200	\$0	\$200
		Stork, wood	Mycteria americana	AL, FL, GA, MS, NC, SC	\$648,000	\$0	\$648,000
		Tern, California least	Sterna antillarum browni	Wherever found	\$1,040,000	\$0	\$1,040,000
		Tern, least	Sterna antillarum	interior pop.	\$163,400	\$156,130	\$319,530
		Vireo, Black-capped	Vireo atricapilla	Wherever found	\$39,200	\$0	\$39,200
		Vireo, least Bell's	Vireo bellii pusillus	Wherever found	\$90,640	\$487,883	\$578,523
		Warbler (=wood), golden-cheeked	Dendroica chrysoparia	Wherever found	\$260,700	\$0	\$260,700
		Warbler, Kirtland's	Setophaga kirtlandii (= Dendroica kirtlandii)	Wherever found	\$1,000	\$0	\$1,000
		Woodpecker, red-cockaded	Picoides borealis	Wherever found	\$445,199	\$145,167	\$590,366
	Birds subtotal				\$7,544,998	\$789,180	\$8,334,178
	Reptiles	Alligator, American	Alligator mississippiensis	Wherever found	\$575,400	\$0	\$575,400
		gartersnake, narrow-headed	Thamnophis rufipunctatus	Wherever found	\$1,500	\$0	\$1,500
		Lizard, blunt-nosed leopard	Gambelia silus	Wherever found	\$455,411	\$0	\$455,411
		Sea turtle, hawksbill	Eretmochelys imbricata	Wherever found	\$11,500	\$0	\$11,500
		Sea turtle, Kemp's ridley	Lepidochelys kempii	Wherever found	\$4,500	\$0	\$4,500
		Sea turtle, leatherback	Dermochelys coriacea	Wherever found	\$4,500	\$0	\$4,500
		Sea turtle, loggerhead	Caretta caretta	Northwest Atlantic Ocean DPS	\$9,000	\$0	\$9,000
		Skink, bluetail mole	Eumeces egregius lividus	Wherever found	\$5,500	\$0	\$5,500
		Skink, sand	Neoseps reynoldsi	Wherever found	\$90,000	\$0	\$90,000
		Snake, copperbelly water	Nerodia erythrogaster neglecta	Indiana north of 40 degrees north latitude, Michigan, Ohio	\$1,000	\$0	\$1,000
		Snake, eastern indigo	Drymarchon corais couperi	Wherever found	\$244,248	\$0	\$244,248

Locality	Group Name	Common Name	Scientific Name	Population	General Expenditures	Land Expenditures	Grand Total
		Snake, giant garter	Thamnophis gigas	Wherever found	\$42,205	\$0	\$42,205
		Snake, San Francisco garter	Thamnophis sirtalis tetrataenia	Wherever found	\$153,734	\$0	\$153,734
		Tortoise, desert	Gopherus agassizii	Wherever found, except AZ south and east of Colorado R., and Mexico	\$3,917,920	\$0	\$3,917,920
		Tortoise, gopher	Gopherus polyphemus	West of Mobile and Tombigbee Rivers	\$16,000	\$0	\$16,000
		Whipsnake (=striped racer), Alameda	Masticophis lateralis euryxanthus	Wherever found	\$72,454	\$0	\$72,454
	Reptiles subtotal				\$5,604,872	\$0	\$5,604,872
	Amphibians	Frog, California red-legged	Rana draytonii	Wherever found	\$3,006,613	\$0	\$3,006,613
		Frog, mountain yellow-legged	Rana muscosa	Northern California DPS	\$6,667	\$0	\$6,667
		Frog, Oregon spotted	Rana pretiosa	Wherever found	\$39,015	\$0	\$39,015
		Salamander, Austin blind	Eurycea waterlooensis	Wherever found	\$175,000	\$0	\$175,000
		Salamander, California tiger	Ambystoma californiense	U.S.A. (CA - Santa Barbara County)	\$1,867,397	\$12,000	\$1,879,397
		Salamander, frosted flatwoods	Ambystoma cingulatum	Wherever found	\$5,000	\$0	\$5,000
		Salamander, Jemez Mountains	Plethodon neomexicanus	Wherever found	\$1,000	\$0	\$1,000
		Salamander, Jollyville Plateau	Eurycea tonkawae	Wherever found	\$175,000	\$0	\$175,000
		salamander, Reticulated flatwoods	Ambystoma bishopi	Wherever found	\$2,900	\$0	\$2,900
		Salamander, San Marcos	Eurycea nana	Wherever found	\$4,500	\$0	\$4,500
		Salamander, Texas blind	Typhlomolge rathbuni	Wherever found	\$4,500	\$0	\$4,500

Locality	Group Name	Common Name	Scientific Name	Population	General Expenditures	Land Expenditures	Grand Total
		Toad, arroyo (=arroyo southwestern)	Anaxyrus californicus	Wherever found	\$1,050,000	\$0	\$1,050,000
		Toad, Houston	Bufo houstonensis	Wherever found	\$228,000	\$0	\$228,000
	Amphibians subtotal				\$6,565,592	\$12,000	\$6,577,592
	Fishes	Cavefish, Ozark	Amblyopsis rosae	Wherever found	\$7,000	\$0	\$7,000
		Chub, bonytail	Gila elegans	Wherever found	\$58,200	\$0	\$58,200
		Chub, humpback	Gila cypha	Wherever found	\$2,300	\$0	\$2,300
		Chub, spotfin	Erimonax monachus	Wherever found, except where listed as an experimental population	\$8,500	\$0	\$8,500
		Chub, Virgin River	Gila seminuda (=robusta)	Wherever found	\$8,400	\$0	\$8,400
		Dace, blackside	Phoxinus cumberlandensis	Wherever found	\$7,121	\$15,000	\$22,121
		Darter, amber	Percina antesella	Wherever found	\$2,000	\$0	\$2,000
		darter, bluemask	Etheostoma akatulo	Wherever found	\$35,390	\$0	\$35,390
		Darter, Etowah	Etheostoma etowahae	Wherever found	\$2,000	\$0	\$2,000
		Darter, fountain	Etheostoma fonticola	Wherever found	\$4,000	\$0	\$4,000
		Darter, goldline	Percina aurolineata	Wherever found	\$2,000	\$0	\$2,000
		Darter, leopard	Percina pantherina	Wherever found	\$5,000	\$0	\$5,000
		Darter, Niangua	Etheostoma nianguae	Wherever found	\$5,000	\$0	\$5,000
		Darter, Okaloosa	Etheostoma okaloosae	Wherever found	\$6,500	\$13,750	\$20,250
		Darter, relict	Etheostoma chienense	Wherever found	\$68,087	\$0	\$68,087
		Darter, snail	Percina tanasi	Wherever found	\$4,500	\$0	\$4,500
		Eulachon	Thaleichthys pacificus	Southern DPS	\$15,273	\$0	\$15,273
		Gambusia, San Marcos	Gambusia georgei	Wherever found	\$1,600	\$0	\$1,600

Locality	Group Name	Common Name	Scientific Name	Population	General Expenditures	Land Expenditures	Grand Total
		Goby, tidewater	Eucyclogobius newberryi	Wherever found	\$25,333	\$0	\$25,333
		Logperch, Cohasauga	Percina jenkinsi	Wherever found	\$2,000	\$0	\$2,000
		Logperch, Roanoke	Percina rex	Wherever found	\$50,090	\$60,000	\$110,090
		Madtom, Neosho	Noturus placidus	Wherever found	\$98,000	\$0	\$98,000
		Madtom, pygmy	Noturus stanauli	U.S.A. (TN - specified portions of the French Broad and Holston Rivers; see 17.84(t)(1)(i))	\$1,500	\$0	\$1,500
		Madtom, yellowfin	Noturus flavipinnis	Wherever found, except where listed as an experimental population	\$2,000	\$0	\$2,000
		Minnow, Devils River	Dionda diaboli	Wherever found	\$600	\$0	\$600
		Minnow, loach	Tiaroga cobitis	Wherever found	\$1,000	\$244,500	\$245,500
		Minnow, Rio Grande Silvery	Hybognathus amarus	Wherever found, except where listed as an experimental population	\$45,000	\$0	\$45,000
		Pikeminnow (=squawfish), Colorado	Ptychocheilus lucius	Wherever found, except where listed as an experimental population	\$45,800	\$0	\$45,800
		Salmon, Atlantic	Salmo salar	Gulf of Maine DPS	\$117,500	\$13,750	\$131,250
		Salmon, Chinook	Oncorhynchus (=Salmo) tshawytscha	Lower Columbia River ESU	\$2,387,810	\$0	\$2,387,810
		Salmon, chum	Oncorhynchus keta	Hood Canal summer-run ESU	\$49,500	\$0	\$49,500
		Salmon, coho	Oncorhynchus (=Salmo) kisutch	Lower Columbia River ESU	\$1,323,055	\$0	\$1,323,055
		Salmon, sockeye	Oncorhynchus (=Salmo) nerka	Ozette Lake ESU	\$41,720	\$0	\$41,720

Locality	Group Name	Common Name	Scientific Name	Population	General Expenditures	Land Expenditures	Grand Total
		Sawfish, smalltooth	Pristis pectinata	US DPS - Smalltooth sawfish originating from U.S. waters.	\$33,500	\$0	\$33,500
		Shiner, Arkansas River	Notropis girardi	Arkansas River Basin (AR, KS, NM, OK, TX)	\$150,500	\$0	\$150,500
		Shiner, blue	Cyprinella caerulea	Wherever found	\$2,000	\$0	\$2,000
		Shiner, Cape Fear	Notropis mekistocholas	Wherever found	\$93,540	\$0	\$93,540
		Shiner, sharpnose	Notropis oxyrinchus	Wherever found	\$1,300	\$156,130	\$157,430
		Shiner, smalleye	Notropis buccula	Wherever found	\$3,000	\$0	\$3,000
		Shiner, Topeka	Notropis topeka (=tristis)	U.S.A. (MO-specified portions of Little Creek, Big Muddy Creek, and Spring Creek watersheds in Adair, Gentry, Harrison, Putnam, Sullivan, and Worth Counties; see 17.84(d)(1)(i))	\$41,100	\$0	\$41,100
		Silverside, Waccamaw	Menidia extensa	Wherever found	\$2,940	\$0	\$2,940
		Spikedace	Meda fulgida	Wherever found	\$750	\$0	\$750
		Steelhead	Oncorhynchus (=Salmo) mykiss	Middle Columbia River DPS	\$1,198,670	\$0	\$1,198,670
		Sturgeon (Gulf subspecies), Atlantic	Acipenser oxyrinchus (=oxyrinchus) desotoi	Wherever found	\$500	\$60,618	\$61,118
		Sturgeon, Atlantic	Acipenser oxyrinchus oxyrinchus	South Atlantic DPS	\$92,300	\$0	\$92,300
		sturgeon, green	Acipenser medirostris	Southern DPS	\$31,000	\$1,171,583	\$1,202,583
		Sturgeon, pallid	Scaphirhynchus albus	Wherever found	\$153,200	\$0	\$153,200
		Sturgeon, shortnose	Acipenser brevirostrum	Wherever found	\$24,800	\$0	\$24,800

Locality	Group Name	Common Name	Scientific Name	Population	General Expenditures	Land Expenditures	Grand Total
		Sucker, razorback	Xyrauchen texanus	Wherever found	\$39,000	\$344,707	\$383,707
		Topminnow, Gila (incl. Yaqui)	Poeciliopsis occidentalis	Wherever found	\$45,000	\$0	\$45,000
		Trout, bull	Salvelinus confluentus	U.S.A., conterminous, lower 48 states	\$497,457	\$0	\$497,457
		trout, Greenback Cutthroat	Oncorhynchus clarki stomias	Wherever found	\$300	\$0	\$300
		Woundfin	Plagopterus argentissimus	Wherever found, except where listed as an experimental population	\$8,400	\$0	\$8,400
	Fishes subtotal				\$6,853,036	\$2,080,038	\$8,933,074
	Clams	Acornshell, southern	Epioblasma othcaloogensis	Wherever found	\$8,000	\$0	\$8,000
		Bankclimber, purple (mussel)	Elliptoideus sloatianus	Wherever found	\$12,300	\$0	\$12,300
		Bean, Choctaw	Villosa choctawensis	Wherever found	\$8,500	\$0	\$8,500
		Bean, rayed	Villosa fabalis	Wherever found	\$143,000	\$229,000	\$372,000
		Clubshell, southern	Pleurobema decisum	Wherever found	\$8,000	\$0	\$8,000
		Combshell, Cumberlandian	Epioblasma brevidens	Wherever found; Except where listed as Experimental Populations	\$4,371,201	\$0	\$4,371,201
		Combshell, southern	Epioblasma penita	Wherever found	\$8,000	\$0	\$8,000
		Combshell, upland	Epioblasma metastriata	Wherever found	\$8,000	\$0	\$8,000
		Ebonysshell, round	Fusconaia rotulata	Wherever found	\$300	\$0	\$300
		Elktoe, Appalachian	Alasmidonta raveneliana	Wherever found	\$153,345	\$0	\$153,345
		Fanshell	Cyprogenia stegaria	U.S.A. (TN - specified portions of the French Broad and Holston Rivers; see 17.85(b)(1))	\$30,000	\$0	\$30,000

Locality	Group Name	Common Name	Scientific Name	Population	General Expenditures	Land Expenditures	Grand Total
		Heelsplitter, Carolina	Lasmigona decorata	Wherever found	\$130,919	\$0	\$130,919
		Higgins eye (pearlymussel)	Lampsilis higginsii	Wherever found	\$103,267	\$0	\$103,267
		Kidneyshell, fluted	Ptychobranhus subtentum	Wherever found	\$6,000	\$0	\$6,000
		Kidneyshell, southern	Ptychobranhus jonesi	Wherever found	\$300	\$0	\$300
		Mapleleaf, winged	Quadrula fragosa	U.S.A. (AL-specified portions of the Tennessee River; see 17.85(a)(1))	\$12,500	\$0	\$12,500
		Moccasinshell, Alabama	Medionidus acutissimus	Wherever found	\$16,000	\$0	\$16,000
		Moccasinshell, Gulf	Medionidus penicillatus	Wherever found	\$12,300	\$0	\$12,300
		Moccasinshell, Ochlockonee	Medionidus simpsonianus	Wherever found	\$8,300	\$0	\$8,300
		Mucket, Neosho	Lampsilis rafinesqueana	Wherever found	\$700	\$18,200	\$18,900
		Mucket, pink (pearlymussel)	Lampsilis abrupta	Wherever found	\$81,000	\$0	\$81,000
		Mussel, oyster	Epioblasma capsaeformis	AL; Free-Flowing Reach of the Tennessee River below the Wilson Dam, Colbert and Lauderdale Counties, AL	\$2,000	\$0	\$2,000
		Mussel, scaleshell	Leptodea leptodon	Wherever found	\$26,100	\$0	\$26,100
		Mussel, sheephose	Plethobasus cyphus	Wherever found	\$51,667	\$177,467	\$229,134
		Mussel, snuffbox	Epioblasma triquetra	Wherever found	\$402,100	\$30,000	\$432,100
		Pearlshell, Louisiana	Margaritifera hembeli	Wherever found	\$500	\$0	\$500
		Pearlymussel, birdwing	Lemiox rimosus	U.S.A. (TN - specified portions of the French Broad and Holston Rivers; see 17.85(b)(1))	\$2,500	\$3,666	\$6,166



Locality	Group Name	Common Name	Scientific Name	Population	General Expenditures	Land Expenditures	Grand Total
		Pearlymussel, slabside	<i>Pleuonaia dolabelloides</i>	Wherever found	\$8,000	\$0	\$8,000
		Pigtoe, Cumberland	<i>Pleurobema gibberum</i>	Wherever found	\$500	\$0	\$500
		Pigtoe, fuzzy	<i>Pleurobema strodeanum</i>	Wherever found	\$8,500	\$0	\$8,500
		Pigtoe, Georgia	<i>Pleurobema hanleyianum</i>	Wherever found	\$8,000	\$0	\$8,000
		Pigtoe, narrow	<i>Fusconaia escambia</i>	Wherever found	\$3,500	\$0	\$3,500
		Pigtoe, oval	<i>Pleurobema pyriforme</i>	Wherever found	\$28,000	\$0	\$28,000
		Pigtoe, southern	<i>Pleurobema georgianum</i>	Wherever found	\$8,000	\$0	\$8,000
		Pigtoe, tapered	<i>Fusconaia burkei</i>	Wherever found	\$11,500	\$0	\$11,500
		Pocketbook, fat	<i>Potamilus capax</i>	Wherever found	\$5,000	\$1,991	\$6,991
		Pocketbook, Ouachita rock	<i>Arkansia wheeleri</i>	Wherever found	\$12,500	\$0	\$12,500
		Pocketbook, shinyrayed	<i>Lampsilis subangulata</i>	Wherever found	\$23,000	\$0	\$23,000
		Rabbitsfoot	<i>Quadrula cylindrica cylindrica</i>	Wherever found	\$59,300	\$56,800	\$116,100
		Riffleshell, northern	<i>Epioblasma torulosa rangiana</i>	Wherever found	\$18,100	\$0	\$18,100
		sandshell, Southern	<i>Hamiota australis</i>	Wherever found	\$11,500	\$0	\$11,500
		Slabshell, Chipola	<i>Elliptio chipolaensis</i>	Wherever found	\$11,000	\$0	\$11,000
		Spinymussel, Altamaha	<i>Elliptio spinosa</i>	Wherever found	\$8,000	\$0	\$8,000
		Spinymussel, James	<i>Pleurobema collina</i>	Wherever found	\$6,272	\$0	\$6,272
		Spinymussel, Tar River	<i>Elliptio steinstansana</i>	Wherever found	\$115,364	\$0	\$115,364
		Threeridge, fat (mussel)	<i>Amblema neislerii</i>	Wherever found	\$12,300	\$0	\$12,300
		Wedgemussel, dwarf	<i>Alasmidonta heterodon</i>	Wherever found	\$179,516	\$0	\$179,516
	Clams subtotal				\$6,144,651	\$517,124	\$6,661,775
	Snails	Abalone, Black	<i>Haliotis cracherodii</i>	Wherever found	\$55,555	\$0	\$55,555
		Limpet, Banbury Springs	<i>Lanx</i> sp.	Wherever found	\$10,000	\$0	\$10,000

Locality	Group Name	Common Name	Scientific Name	Population	General Expenditures	Land Expenditures	Grand Total
		Lioplax, cylindrical (snail)	Lioplax cyclostomaformis	Wherever found	\$500	\$244,500	\$245,000
		Rocksnailed, interrupted (=Georgia)	Leptoxis foremani	Wherever found	\$500	\$0	\$500
		Snail, Bliss Rapids	Taylorconcha serpenticola	Wherever found	\$20,000	\$0	\$20,000
		Snail, Chittenango ovate amber	Succinea chittenangoensis	Wherever found	\$200	\$0	\$200
		Snail, Snake River physa	Physa natricina	Wherever found	\$56,000	\$0	\$56,000
	Snails subtotal				\$142,755	\$244,500	\$387,255
	Insects	Beetle, American burying	Nicrophorus americanus	Ex Pop, SW Missouri	\$60,500	\$145,167	\$205,667
		Beetle, Coffin Cave mold	Batrisodes texanus	Wherever found	\$5,000	\$0	\$5,000
		Beetle, Comal Springs dryopid	Stygoparnus comalensis	Wherever found	\$2,000	\$0	\$2,000
		Beetle, Comal Springs riffle	Heterelmis comalensis	Wherever found	\$2,000	\$0	\$2,000
		Beetle, Helotes mold	Batrisodes venyivi	Wherever found	\$5,000	\$0	\$5,000
		Beetle, Hungerford's crawling water	Brychius hungerfordi	Wherever found	\$1,000	\$0	\$1,000
		Beetle, Tooth Cave ground	Rhadine persephone	Wherever found	\$5,000	\$0	\$5,000
		Beetle, [no common name]	Rhadine exilis	Wherever found	\$68,333	\$0	\$68,333
		Beetle, [no common name]	Rhadine infernalis	Wherever found	\$63,333	\$0	\$63,333
		Butterfly, Bartram's hairstreak	Strymon acis bartrami	Wherever found	\$500	\$0	\$500
		Butterfly, bay checkerspot	Euphydryas editha bayensis	Wherever found	\$222,748	\$342,716	\$565,464
		Butterfly, callippe silverspot	Speyeria callippe callippe	Wherever found	\$14,086	\$0	\$14,086
		Butterfly, Fender's blue	Icaricia icarioides fenderi	Wherever found	\$10,500	\$0	\$10,500
		Butterfly, Florida leafwing	Anaea troglodyta floralis	Wherever found	\$500	\$0	\$500

Locality	Group Name	Common Name	Scientific Name	Population	General Expenditures	Land Expenditures	Grand Total
		Butterfly, Karner blue	<i>Lycaeides melissa samuelis</i>	Wherever found	\$16,400	\$0	\$16,400
		Butterfly, Miami Blue	<i>Cyclargus (=Hemiargus) thomasi bethunebakeri</i>	Wherever found	\$100	\$0	\$100
		Butterfly, mission blue	<i>Icaricia icarioides missionensis</i>	Wherever found	\$4,818	\$0	\$4,818
		Butterfly, Mitchell's satyr	<i>Neonympha mitchellii mitchellii</i>	Wherever found	\$1,000	\$0	\$1,000
		Butterfly, Myrtle's silverspot	<i>Speyeria zerene myrtleae</i>	Wherever found	\$82,011	\$250,000	\$332,011
		Butterfly, Oregon silverspot	<i>Speyeria zerene hippolyta</i>	Wherever found	\$6,500	\$0	\$6,500
		Butterfly, San Bruno elfin	<i>Callophrys mossii bayensis</i>	Wherever found	\$4,818	\$0	\$4,818
		Butterfly, Uncompahgre fritillary	<i>Boloria acrocneuma</i>	Wherever found	\$184,985	\$0	\$184,985
		Dragonfly, Hine's emerald	<i>Somatochlora hineana</i>	Wherever found	\$1,000	\$0	\$1,000
		Moth, Blackburn's sphinx	<i>Manduca blackburni</i>	Wherever found	\$10,000	\$0	\$10,000
		Skipper, Dakota	<i>Hesperia dacotae</i>	Wherever found	\$29,000	\$0	\$29,000
		skipperling, Poweshiek	<i>Oarisma poweshiek</i>	Wherever found	\$8,000	\$0	\$8,000
		Tiger beetle, Salt Creek	<i>Cicindela nevadica lincolniiana</i>	Wherever found	\$25,000	\$0	\$25,000
	Insects subtotal				\$834,132	\$737,883	\$1,572,015
	Arachnids	Harvestman, Bee Creek Cave	<i>Texella reddelli</i>	Wherever found	\$87,500	\$0	\$87,500
		Harvestman, Bone Cave	<i>Texella reyesi</i>	Wherever found	\$87,500	\$0	\$87,500
		Meshweaver, Braken Bat Cave	<i>Cicurina venii</i>	Wherever found	\$5,000	\$0	\$5,000
		Meshweaver, Government Canyon Bat Cave	<i>Cicurina vespera</i>	Wherever found	\$5,000	\$0	\$5,000
		Meshweaver, Madla's Cave	<i>Cicurina madla</i>	Wherever found	\$68,333	\$0	\$68,333

Locality	Group Name	Common Name	Scientific Name	Population	General Expenditures	Land Expenditures	Grand Total
		Pseudoscorpion, Tooth Cave	Tartarocreagris texana	Wherever found	\$87,500	\$0	\$87,500
		Spider, Government Canyon Bat Cave	Neoleptoneta microps	Wherever found	\$5,000	\$0	\$5,000
		Spider, Tooth Cave	Neoleptoneta myopica	Wherever found	\$87,500	\$0	\$87,500
	Arachnids subtotal				\$433,333	\$0	\$433,333
	Crustaceans	Amphipod, Peck's cave	Stygobromus (=Stygonectes) pecki	Wherever found	\$2,000	\$0	\$2,000
		Crayfish, Nashville	Orconectes shoupi	Wherever found	\$1,000	\$0	\$1,000
		Fairy shrimp, longhorn	Branchinecta longiantenna	Wherever found	\$348,167	\$0	\$348,167
		Fairy shrimp, vernal pool	Branchinecta lynchi	Wherever found	\$647,167	\$0	\$647,167
		Shrimp, California freshwater	Syncaris pacifica	Wherever found	\$96,000	\$0	\$96,000
		Tadpole shrimp, vernal pool	Lepidurus packardi	Wherever found	\$595,167	\$0	\$595,167
	Crustaceans subtotal				\$1,689,501	\$0	\$1,689,501
	Corals	Coral, elkhorn	Acropora palmata	Wherever found	\$1,200	\$0	\$1,200
		Coral, Mountainous Star	Orbicella faveolata	Wherever found	\$26,000	\$0	\$26,000
		Coral, staghorn	Acropora cervicornis	Wherever found	\$1,200	\$0	\$1,200
	Corals subtotal				\$28,400	\$0	\$28,400
	Flowering Plants	Amaranth, seabeach	Amaranthus pumilus	Wherever found	\$20,529	\$30,000	\$50,529
		Ambrosia, south Texas	Ambrosia cheiranthifolia	Wherever found	\$7,000	\$0	\$7,000
		Amphianthus, little	Amphianthus pusillus	Wherever found	\$2,000	\$0	\$2,000
		Arrowhead, bunched	Sagittaria fasciculata	Wherever found	\$16,915	\$10,000	\$26,915
		Aster, decurrent false	Boltonia decurrens	Wherever found	\$2,814	\$0	\$2,814
		Avens, spreading	Geum radiatum	Wherever found	\$15,661	\$0	\$15,661

Locality	Group Name	Common Name	Scientific Name	Population	General Expenditures	Land Expenditures	Grand Total
		Barbara's Buttons, Mohr's	Marshallia mohrii	Wherever found	\$500	\$0	\$500
		Bear-poppy, Dwarf	Arctomecon humilis	Wherever found	\$72,000	\$0	\$72,000
		Bittercress, small-anthered	Cardamine micranthera	Wherever found	\$15,661	\$0	\$15,661
		Bladderpod, Short's	Physaria globosa	Wherever found	\$11,500	\$0	\$11,500
		Blazingstar, Heller's	Liatris helleri	Wherever found	\$15,661	\$0	\$15,661
		Bluet, Roan Mountain	Hedyotis purpurea var. montana	Wherever found	\$15,661	\$0	\$15,661
		Brickell-bush, Florida	Brickellia mosieri	Wherever found	\$1,500	\$0	\$1,500
		Butterfly plant, Colorado	Gaura neomexicana var. coloradensis	Wherever found	\$27,500	\$0	\$27,500
		Cactus, Arizona hedgehog	Echinocereus triglochidiatus var. arizonicus	Wherever found	\$13,800	\$0	\$13,800
		Cactus, Cochise pincushion	Coryphantha robbinsiorum	Wherever found	\$10,000	\$0	\$10,000
		Cactus, Colorado hookless	Sclerocactus glaucus	Wherever found	\$900	\$0	\$900
		Cactus, Knowlton's	Pediocactus knowltonii	Wherever found	\$100	\$0	\$100
		Cactus, Kuenzler hedgehog	Echinocereus fendleri var. kuenzleri	Wherever found	\$1,000	\$0	\$1,000
		Cactus, Mesa Verde	Sclerocactus mesae-verdae	Wherever found	\$3,800	\$0	\$3,800
		cactus, Tobusch fishhook	Sclerocactus brevihamatus ssp. tobuschii	Wherever found	\$15,900	\$0	\$15,900
		Campion, fringed	Silene polypetala	Wherever found	\$8,000	\$0	\$8,000
		Catchfly, Spalding's	Silene spaldingii	Wherever found	\$47,000	\$0	\$47,000
		Ceanothus, coyote	Ceanothus ferrisae	Wherever found	\$243,150	\$0	\$243,150
		Chaffseed, American	Schwalbea americana	Wherever found	\$12,333	\$0	\$12,333
		Checker-mallow, Nelson's	Sidalcea nelsoniana	Wherever found	\$14,000	\$0	\$14,000

Locality	Group Name	Common Name	Scientific Name	Population	General Expenditures	Land Expenditures	Grand Total
		Clover, running buffalo	Trifolium stoloniferum	Wherever found	\$195,262	\$310,618	\$505,880
		Coneflower, smooth	Echinacea laevigata	Wherever found	\$1,000	\$30,000	\$31,000
		Daisy, Willamette	Erigeron decumbens	Wherever found	\$2,500	\$0	\$2,500
		Desert-parsley, Bradshaw's	Lomatium bradshawii	Wherever found	\$2,500	\$0	\$2,500
		Dogweed, ashy	Thymophylla tephroleuca	Wherever found	\$5,000	\$0	\$5,000
		Dropwort, Canby's	Oxypolis canbyi	Wherever found	\$1,500	\$244,500	\$246,000
		Flax, Carter's small-flowered	Linum carteri carteri	Wherever found	\$4,000	\$0	\$4,000
		Four-o'clock, MacFarlane's	Mirabilis macfarlanei	Wherever found	\$3,000	\$0	\$3,000
		Fritillary, Gentner's	Fritillaria gentneri	Wherever found	\$3,900	\$0	\$3,900
		Glade cress, Kentucky	Leavenworthia exigua laciniata	Wherever found	\$53,166	\$0	\$53,166
		Goldenrod, Blue Ridge	Solidago spithamaea	Wherever found	\$15,661	\$375,000	\$390,661
		Goldenrod, Houghton's	Solidago houghtonii	Wherever found	\$12,000	\$0	\$12,000
		Goldfields, Contra Costa	Lasthenia conjugens	Wherever found	\$82,011	\$0	\$82,011
		Gourd, Okeechobee	Cucurbita okeechobeensis ssp. okeechobeensis	Wherever found	\$0	\$30,000	\$30,000
		Grass, Tennessee yellow-eyed	Xyris tennesseensis	Wherever found	\$4,000	\$0	\$4,000
		Harperella	Ptilimnium nodosum	Wherever found	\$28,073	\$0	\$28,073
		Heartleaf, dwarf-flowered	Hexastylis naniflora	Wherever found	\$83,569	\$0	\$83,569
		Heather, mountain golden	Hudsonia montana	Wherever found	\$15,661	\$0	\$15,661
		Howellia, water	Howellia aquatilis	Wherever found	\$22,800	\$342,716	\$365,516
		Hypericum, highlands scrub	Hypericum cumulicola	Wherever found	\$100	\$0	\$100
		Iris, dwarf lake	Iris lacustris	Wherever found	\$5,000	\$0	\$5,000

Locality	Group Name	Common Name	Scientific Name	Population	General Expenditures	Land Expenditures	Grand Total
		Irisette, white	<i>Sisyrinchium dichotomum</i>	Wherever found	\$16,915	\$0	\$16,915
		Joint-vetch, Sensitive	<i>Aeschynomene virginica</i>	Wherever found	\$12,333	\$0	\$12,333
		Ko`oloa`ula	<i>Abutilon menziesii</i>	Wherever found	\$50,000	\$0	\$50,000
		Kula wahine noho	<i>Isodendron pyrifolium</i>	Wherever found	\$25,000	\$0	\$25,000
		Ladies'-tresses, Navasota	<i>Spiranthes parksii</i>	Wherever found	\$29,000	\$0	\$29,000
		Ladies'-tresses, Ute	<i>Spiranthes diluvialis</i>	Wherever found	\$6,500	\$105,200	\$111,700
		Leather flower, Alabama	<i>Clematis socialis</i>	Wherever found	\$1,500	\$0	\$1,500
		Lily, Western	<i>Lilium occidentale</i>	Wherever found	\$1,500	\$0	\$1,500
		Lomatium, Cook's	<i>Lomatium cookii</i>	Wherever found	\$15,000	\$0	\$15,000
		Loosestrife, rough-leaved	<i>Lysimachia asperulaefolia</i>	Wherever found	\$17,783	\$0	\$17,783
		Lupine, scrub	<i>Lupinus aridorum</i>	Wherever found	\$100	\$0	\$100
		Manioc, Walker's	<i>Manihot walkerae</i>	Wherever found	\$8,000	\$30,000	\$38,000
		meadowfoam, large-flowered woolly	<i>Limnanthes pumila grandiflora</i>	Wherever found	\$21,000	\$0	\$21,000
		Meadowrue, Cooley's	<i>Thalictrum cooleyi</i>	Wherever found	\$3,000	\$0	\$3,000
		Milk-vetch, Applegate's	<i>Astragalus applegatei</i>	Wherever found	\$12,000	\$0	\$12,000
		Milk-vetch, Mancos	<i>Astragalus humillimus</i>	Wherever found	\$800	\$0	\$800
		Milkweed, Mead's	<i>Asclepias meadii</i>	Wherever found	\$13,000	\$0	\$13,000
		Mint, scrub	<i>Dicerandra frutescens</i>	Wherever found	\$100	\$60,000	\$60,100
		monkey-flower, Michigan	<i>Mimulus michiganensis</i>	Wherever found	\$3,000	\$0	\$3,000
		Orchid, eastern prairie fringed	<i>Platanthera leucophaea</i>	Wherever found	\$16,572	\$0	\$16,572
		Orchid, western prairie fringed	<i>Platanthera praeclara</i>	Wherever found	\$37,300	\$4,700,000	\$4,737,300
		Penstemon, blowout	<i>Penstemon haydenii</i>	Wherever found	\$26,000	\$0	\$26,000

Locality	Group Name	Common Name	Scientific Name	Population	General Expenditures	Land Expenditures	Grand Total
		Pigeon wings	<i>Clitoria fragrans</i>	Wherever found	\$100	\$0	\$100
		Pink, swamp	<i>Helonias bullata</i>	Wherever found	\$16,915	\$0	\$16,915
		Pinkroot, gentian	<i>Spigelia gentianoides</i>	Wherever found	\$100	\$0	\$100
		Pitcher-plant, green	<i>Sarracenia oreophila</i>	Wherever found	\$2,000	\$32,087	\$34,087
		Pitcher-plant, mountain sweet	<i>Sarracenia rubra</i> ssp. <i>jonesii</i>	Wherever found	\$16,915	\$0	\$16,915
		Plum, scrub	<i>Prunus geniculata</i>	Wherever found	\$100	\$0	\$100
		Pogonia, small whorled	<i>Isotria medeoloides</i>	Wherever found	\$260,090	\$0	\$260,090
		Polygala, Lewton's	<i>Polygala lewtonii</i>	Wherever found	\$100	\$0	\$100
		Pondberry	<i>Lindera melissifolia</i>	Wherever found	\$15,333	\$305,000	\$320,333
		popcornflower, rough	<i>Plagiobothrys hirtus</i>	Wherever found	\$6,000	\$0	\$6,000
		Poppy-mallow, Texas	<i>Callirhoe scabriuscula</i>	Wherever found	\$1,000	\$0	\$1,000
		Potato-bean, Price's	<i>Apios priceana</i>	Wherever found	\$21,852	\$0	\$21,852
		Rattleweed, hairy	<i>Baptisia arachnifera</i>	Wherever found	\$1,000	\$0	\$1,000
		rock cress, Shale barren	<i>Arabis serotina</i>	Wherever found	\$15,000	\$0	\$15,000
		Rockcress, Georgia	<i>Arabis georgiana</i>	Wherever found	\$1,000	\$0	\$1,000
		Rosemary, short-leaved	<i>Conradina brevifolia</i>	Wherever found	\$100	\$0	\$100
		Rush-pea, slender	<i>Hoffmannseggia tenella</i>	Wherever found	\$1,000	\$0	\$1,000
		Sandlace	<i>Polygonella myriophylla</i>	Wherever found	\$100	\$0	\$100
		Seagrass, Johnson's	<i>Halophila johnsonii</i>	Wherever found	\$57,500	\$0	\$57,500
		Sedge, golden	<i>Carex lutea</i>	Wherever found	\$12,333	\$0	\$12,333
		Skullcap, large-flowered	<i>Scutellaria montana</i>	Wherever found	\$7,000	\$600,000	\$607,000
		Skyrocket, Pagosa	<i>Ipomopsis polyantha</i>	Wherever found	\$6,000	\$0	\$6,000



Locality	Group Name	Common Name	Scientific Name	Population	General Expenditures	Land Expenditures	Grand Total
		Spiraea, Virginia	<i>Spiraea virginiana</i>	Wherever found	\$33,415	\$1,531,130	\$1,564,545
		Sumac, Michaux's	<i>Rhus michauxii</i>	Wherever found	\$17,587	\$0	\$17,587
		Sunflower, Schweinitz's	<i>Helianthus schweinitzii</i>	Wherever found	\$35,955	\$0	\$35,955
		Thelypody, Howell's spectacular	<i>Thelypodium howellii spectabilis</i>	Wherever found	\$1,500	\$0	\$1,500
		Thistle, Pitcher's	<i>Cirsium pitcheri</i>	Wherever found	\$8,000	\$0	\$8,000
		Trillium, persistent	<i>Trillium persistens</i>	Wherever found	\$2,000	\$0	\$2,000
		Trillium, relict	<i>Trillium reliquum</i>	Wherever found	\$18,500	\$1,991	\$20,491
		Warea, wide-leaf	<i>Warea amplexifolia</i>	Wherever found	\$100	\$0	\$100
		Water-plantain, Kral's	<i>Sagittaria secundifolia</i>	Wherever found	\$1,500	\$0	\$1,500
		Wild-rice, Texas	<i>Zizania texana</i>	Wherever found	\$36,000	\$0	\$36,000
		Wire-lettuce, Malheur	<i>Stephanomeria malheurensis</i>	Wherever found	\$1,500	\$0	\$1,500
		Wireweed	<i>Polygonella basiramia</i>	Wherever found	\$100	\$0	\$100
		`Aiea	<i>Nothocestrum breviflorum</i>	Wherever found	\$25,000	\$0	\$25,000
	Flowering Plants subtotal				\$2,074,686	\$8,738,242	\$10,812,928
	Ferns and Allies	Fern, American hart's-tongue	<i>Asplenium scolopendrium</i> var. <i>americanum</i>	Wherever found	\$1,000	\$0	\$1,000
		Quillwort, black spored	<i>Isoetes melanospora</i>	Wherever found	\$2,000	\$0	\$2,000
		Quillwort, mat-forming	<i>Isoetes tegetiformans</i>	Wherever found	\$2,000	\$0	\$2,000
	Ferns and Allies subtotal				\$5,000	\$0	\$5,000
	Lichens	Lichen, rock gnome	<i>Gymnoderma lineare</i>	Wherever found	\$15,661	\$0	\$15,661
	Lichens subtotal				\$15,661	\$0	\$15,661

Locality	Group Name	Common Name	Scientific Name	Population	General Expenditures	Land Expenditures	Grand Total
Domestic subtotal					\$70,873,810	\$14,058,431	\$84,932,241
Foreign	Birds	Falcon, Eurasian peregrine	Falco peregrinus peregrinus	Wherever found	\$202,655	\$0	\$202,655
	Birds subtotal				\$202,655	\$0	\$202,655
	Reptiles	Boa, Jamaican	Epicrates subflavus	Wherever found	\$51,667	\$0	\$51,667
	Reptiles subtotal				\$51,667	\$0	\$51,667
Foreign subtotal					\$254,322	\$0	\$254,322
Total					\$71,128,132	\$14,058,431	\$85,186,563

**Environmental Protection Agency --  
\*FY2016\***

Locality	Group Name	Common Name	Scientific Name	Population	General Expenditures	Land Expenditures	Grand Total
Domestic	Mammals	Bat, Indiana	Myotis sodalis	Wherever found	\$4,897	\$0	\$4,897
		Bat, Northern long-eared	Myotis septentrionalis	Wherever found	\$10,482	\$0	\$10,482
		Bear, grizzly	Ursus arctos horribilis	Bitterroot Ecosystem Recovery Zone Population	\$100	\$0	\$100
		Bear, grizzly	Ursus arctos horribilis	U.S.A., conterminous (lower 48) States, except where listed as an experimental population or delisted	\$100	\$0	\$100
		Ferret, black-footed	Mustela nigripes	U.S.A. (WY and specified portions of AZ, CO, MT, SD, and UT, see 17.84(g)(9))	\$100	\$0	\$100
		Ferret, black-footed	Mustela nigripes	Wherever found, except where listed as an experimental population	\$100	\$0	\$100
		Fox, San Joaquin kit	Vulpes macrotis mutica	wherever found	\$100	\$0	\$100
		Jaguar	Panthera onca	Wherever found	\$200	\$0	\$200
		Jaguarundi, Gulf Coast	Herpailurus (=Felis) yagouaroundi caçomitli	Wherever found	\$200	\$0	\$200
		Lynx, Canada	Lynx canadensis	Contiguous U.S. DPS	\$200	\$0	\$200
		Manatee, West Indian	Trichechus manatus	Wherever found	\$291	\$0	\$291
		Mouse, Preble's meadow jumping	Zapus hudsonius preblei	wherever found	\$200	\$0	\$200

Locality	Group Name	Common Name	Scientific Name	Population	General Expenditures	Land Expenditures	Grand Total
		Mouse, salt marsh harvest	Reithrodontomys raviventris	wherever found	\$200	\$0	\$200
		Ocelot	Leopardus (=Felis) pardalis	wherever found	\$200	\$0	\$200
		Seal, Guadalupe fur	Arctocephalus townsendi	Wherever found	\$100	\$0	\$100
		Whale, blue	Balaenoptera musculus	Wherever found	\$403	\$0	\$403
		Whale, finback	Balaenoptera physalus	Wherever found	\$793	\$0	\$793
		Whale, gray	Eschrichtius robustus	Western North Pacific DPS	\$300	\$0	\$300
		Whale, humpback	Megaptera novaeangliae	Wherever found	\$853	\$0	\$853
		Whale, North Atlantic Right	Eubalaena glacialis	Wherever found	\$874	\$0	\$874
		Whale, Sei	Balaenoptera borealis	Wherever found	\$463	\$0	\$463
		Whale, sperm	Physeter catodon (=macrocephalus)	Wherever found	\$463	\$0	\$463
	Mammals subtotal				\$21,619	\$0	\$21,619
	Birds	Curlew, Eskimo	Numenius borealis	Wherever found	\$200	\$0	\$200
		falcon, northern aplomado	Falco femoralis septentrionalis	U.S.A (AZ, NM)	\$100	\$0	\$100
		falcon, northern aplomado	Falco femoralis septentrionalis	Wherever found, except where listed as an experimental population	\$100	\$0	\$100
		Flycatcher, southwestern willow	Empidonax traillii extimus	Wherever found	\$100	\$0	\$100
		Gnatcatcher, coastal California	Polioptila californica californica	Wherever found	\$100	\$0	\$100
		Knot, red	Calidris canutus rufa	Wherever found	\$891	\$0	\$891
		Owl, Mexican spotted	Strix occidentalis lucida	Wherever found	\$200	\$0	\$200

Locality	Group Name	Common Name	Scientific Name	Population	General Expenditures	Land Expenditures	Grand Total
		Plover, piping	Charadrius melodus	[Atlantic Coast and Northern Great Plains populations] - Wherever found, except those areas where listed as endangered.	\$447	\$0	\$447
		Plover, piping	Charadrius melodus	[Great Lakes watershed DPS] - Great Lakes watershed in States of IL, IN, MI, MN, NY, OH, PA, and WI and Canada (Ont.)	\$2,631	\$0	\$2,631
		Plover, western snowy	Charadrius alexandrinus nivosus	Pacific Coast population DPS-U.S.A. (CA, OR, WA), Mexico (within 50 miles of Pacific coast)	\$100	\$0	\$100
		Rail, California clapper	Rallus longirostris obsoletus	Wherever found	\$200	\$0	\$200
		Tern, California least	Sterna antillarum browni	Wherever found	\$100	\$0	\$100
		Tern, roseate	Sterna dougallii dougallii	northeast U.S. nesting pop.	\$212	\$0	\$212
		Vireo, Black-capped	Vireo atricapilla	Wherever found	\$200	\$0	\$200
		Vireo, least Bell's	Vireo bellii pusillus	Wherever found	\$120	\$0	\$120
		Warbler (=wood), golden-cheeked	Dendroica chrysoparia	Wherever found	\$200	\$0	\$200
	Birds subtotal				\$5,901	\$0	\$5,901
	Reptiles	Rattlesnake, New Mexican ridge-nosed	Crotalus willardi obscurus	Wherever found	\$200	\$0	\$200
		Sea turtle, green	Chelonia mydas	Central North Pacific DPS	\$480	\$0	\$480
		Sea turtle, green	Chelonia mydas	North Atlantic DPS	\$4,650	\$0	\$4,650
		Sea turtle, hawksbill	Eretmochelys imbricata	Wherever found	\$4,393	\$0	\$4,393
		Sea turtle, Kemp's ridley	Lepidochelys kempii	Wherever found	\$2,279	\$0	\$2,279

Locality	Group Name	Common Name	Scientific Name	Population	General Expenditures	Land Expenditures	Grand Total
		Sea turtle, leatherback	Dermochelys coriacea	Wherever found	\$5,203	\$0	\$5,203
		Sea turtle, loggerhead	Caretta caretta	North Pacific Ocean DPS	\$360	\$0	\$360
		Sea turtle, loggerhead	Caretta caretta	Northwest Atlantic Ocean DPS	\$4,650	\$0	\$4,650
		Sea turtle, olive ridley	Lepidochelys olivacea	Wherever found, except when listed as endangered under 50 CFR 224.101	\$120	\$0	\$120
		Snake, copperbelly water	Nerodia erythrogaster neglecta	Indiana north of 40 degrees north latitude, Michigan, Ohio	\$402	\$0	\$402
		Snake, San Francisco garter	Thamnophis sirtalis tetrataenia	Wherever found	\$200	\$0	\$200
		turtle, bog	Clemmys muhlenbergii	U.S.A. (GA, NC, SC, TN, VA)	\$1,903	\$0	\$1,903
		turtle, bog	Clemmys muhlenbergii	Wherever found, except GA, NC, SC, TN, VA	\$191	\$0	\$191
		Whipsnake (=striped racer), Alameda	Masticophis lateralis euryxanthus	Wherever found	\$200	\$0	\$200
	Reptiles subtotal				\$25,231	\$0	\$25,231
	Amphibians	Frog, Chiricahua leopard	Rana chiricahuensis	Wherever found	\$200	\$0	\$200
		Salamander, California tiger	Ambystoma californiense	U.S.A. (CA - Santa Barbara County)	\$100	\$0	\$100
		Salamander, California tiger	Ambystoma californiense	U.S.A. (CA - Sonoma County)	\$100	\$0	\$100
		Salamander, California tiger	Ambystoma californiense	U.S.A. (Central CA DPS)	\$100	\$0	\$100
		Salamander, Cheat Mountain	Plethodon nettingi	Wherever found	\$1,903	\$0	\$1,903
	Amphibians subtotal				\$2,403	\$0	\$2,403

Locality	Group Name	Common Name	Scientific Name	Population	General Expenditures	Land Expenditures	Grand Total
	Fishes	Darter, diamond	Crystallaria cincotta	Wherever found	\$1,903	\$0	\$1,903
		Goby, tidewater	Eucyclogobius newberryi	Wherever found	\$200	\$0	\$200
		Logperch, Roanoke	Percina rex	Wherever found	\$1,903	\$0	\$1,903
		Madtom, Neosho	Noturus placidus	Wherever found	\$200	\$0	\$200
		Madtom, Scioto	Noturus trautmani	Wherever found	\$287	\$0	\$287
		Salmon, Atlantic	Salmo salar	Gulf of Maine DPS	\$3,116	\$0	\$3,116
		Shark, Scalloped Hammerhead	Sphyrna lewini	Indo-West Pacific DPS	\$120	\$0	\$120
		Shiner, Topeka	Notropis topeka (=tristis)	Wherever found, except where listed as an experimental population	\$200	\$0	\$200
		Smelt, delta	Hypomesus transpacificus	Wherever found	\$200	\$0	\$200
		Steelhead	Oncorhynchus (=Salmo) mykiss	Southern California DPS	\$100	\$0	\$100
		Sturgeon, Atlantic	Acipenser oxyrinchus oxyrinchus	Gulf of Maine DPS	\$7,275	\$0	\$7,275
		Sturgeon, Atlantic	Acipenser oxyrinchus oxyrinchus	New York Bight DPS	\$1,903	\$0	\$1,903
		sturgeon, green	Acipenser medirostris	Southern DPS	\$100	\$0	\$100
		Sturgeon, shortnose	Acipenser brevirostrum	Wherever found	\$10,515	\$0	\$10,515
		Sucker, Santa Ana	Catostomus santaanae	3 CA river basins	\$100	\$0	\$100
	Fishes subtotal				\$28,122	\$0	\$28,122
	Clams	Bean, rayed	Villosa fabalis	Wherever found	\$2,535	\$0	\$2,535
		Blossom, tubercled (pearlymussel)	Epioblasma torulosa torulosa	Wherever found; Except where listed as Experimental Populations	\$1,903	\$0	\$1,903

Locality	Group Name	Common Name	Scientific Name	Population	General Expenditures	Land Expenditures	Grand Total
		Clubshell	Pleurobema clava	Wherever found; Except where listed as Experimental Populations	\$4,051	\$0	\$4,051
		Elktoe, Appalachian	Alasmidonta raveneliana	Wherever found	\$1,903	\$0	\$1,903
		Fanshell	Cyprogenia stegaria	Wherever found	\$3,283	\$0	\$3,283
		Higgins eye (pearlymussel)	Lampsilis higginsii	Wherever found	\$1,956	\$0	\$1,956
		Mucket, Neosho	Lampsilis rafinesqueana	Wherever found	\$200	\$0	\$200
		Mucket, pink (pearlymussel)	Lampsilis abrupta	Wherever found	\$2,420	\$0	\$2,420
		Mussel, sheepnose	Plethobasus cyphus	Wherever found	\$4,895	\$0	\$4,895
		Mussel, snuffbox	Epioblasma triquetra	Wherever found	\$2,535	\$0	\$2,535
		Pocketbook, fat	Potamilus capax	Wherever found	\$287	\$0	\$287
		Rabbitsfoot	Quadrula cylindrica cylindrica	Wherever found	\$545	\$0	\$545
		Riffleshell, northern	Epioblasma torulosa rangiana	Wherever found	\$2,996	\$0	\$2,996
		Spectaclecase (mussel)	Cumberlandia monodonta	Wherever found	\$2,190	\$0	\$2,190
		Spinymussel, James	Pleurobema collina	Wherever found	\$1,903	\$0	\$1,903
		Wedgemussel, dwarf	Alasmidonta heterodon	Wherever found	\$2,434	\$0	\$2,434
	Clams subtotal				\$36,036	\$0	\$36,036
	Snails	Abalone, Black	Haliotis cracherodii	Wherever found	\$240	\$0	\$240
		Abalone, White	Haliotis sorenseni	North America (West Coast from Point Conception, CA, U.S.A., to Punta Abreojos, Baja California, Mexico)	\$600	\$0	\$600
	Snails subtotal				\$840	\$0	\$840
	Insects	Beetle, American burying	Nicrophorus americanus	Ex Pop, SW Missouri	\$100	\$0	\$100



Locality	Group Name	Common Name	Scientific Name	Population	General Expenditures	Land Expenditures	Grand Total
		Beetle, American burying	Nicrophorus americanus	Wherever found, except where listed as an experimental population	\$156	\$0	\$156
		Beetle, valley elderberry longhorn	Desmocerus californicus dimorphus	Wherever found	\$200	\$0	\$200
		Butterfly, bay checkerspot	Euphydryas editha bayensis	Wherever found	\$200	\$0	\$200
		Dragonfly, Hine's emerald	Somatochlora hineana	Wherever found	\$2,589	\$0	\$2,589
		Tiger beetle, Northeastern beach	Cicindela dorsalis dorsalis	Wherever found	\$100	\$0	\$100
		Tiger beetle, Puritan	Cicindela puritana	Wherever found	\$100	\$0	\$100
	Insects subtotal				\$3,445	\$0	\$3,445
	Crustaceans	Crayfish, Big Sandy	Cambarus callainus	Wherever found	\$1,903	\$0	\$1,903
		Crayfish, Guyandotte River	Cambarus veteranus	Wherever found	\$1,903	\$0	\$1,903
		Fairy shrimp, Riverside	Streptocephalus woottoni	Wherever found	\$100	\$0	\$100
		Isopod, Madison Cave	Antrolana lira	Wherever found	\$1,903	\$0	\$1,903
		Shrimp, California freshwater	Syncaris pacifica	Wherever found	\$200	\$0	\$200
	Crustaceans subtotal				\$6,009	\$0	\$6,009
	Corals	coral, Boulder star	Orbicella franksi	Wherever found	\$2,318	\$0	\$2,318
		Coral, elkhorn	Acropora palmata	Wherever found	\$2,994	\$0	\$2,994
		Coral, Lobed Star	Orbicella annularis	Wherever found	\$2,318	\$0	\$2,318
		Coral, Mountainous Star	Orbicella faveolata	Wherever found	\$2,318	\$0	\$2,318
		Coral, Pillar	Dendrogyra cylindricus	Wherever found	\$2,474	\$0	\$2,474

Locality	Group Name	Common Name	Scientific Name	Population	General Expenditures	Land Expenditures	Grand Total
		Coral, Rough Cactus	<i>Mycetophyllia ferox</i>	Wherever found	\$2,318	\$0	\$2,318
		Coral, staghorn	<i>Acropora cervicornis</i>	Wherever found	\$2,994	\$0	\$2,994
		No common name	<i>Acropora globiceps</i>	Wherever found	\$100	\$0	\$100
		No common name	<i>Acropora jacquelineae</i>	Wherever found	\$100	\$0	\$100
		No common name	<i>Acropora retusa</i>	Wherever found	\$100	\$0	\$100
		No common name	<i>Acropora speciosa</i>	Wherever found	\$100	\$0	\$100
		No common name	<i>Euphyllia paradivisa</i>	Wherever found	\$100	\$0	\$100
		No common name	<i>Isopora crateriformis</i>	Wherever found	\$100	\$0	\$100
	Corals subtotal				\$18,334	\$0	\$18,334
	Flowering Plants	Bulrush, Northeastern	<i>Scirpus ancistrochaetus</i>	Wherever found	\$1,959	\$0	\$1,959
		Gerardia, sandplain	<i>Agalinis acuta</i>	Wherever found	\$100	\$0	\$100
		Harperella	<i>Ptilimnium nodosum</i>	Wherever found	\$1,903	\$0	\$1,903
		Milkweed, Mead's	<i>Asclepias meadii</i>	Wherever found	\$575	\$0	\$575
		Orchid, eastern prairie fringed	<i>Platanthera leucophaea</i>	Wherever found	\$1,841	\$0	\$1,841
		Pink, swamp	<i>Helonias bullata</i>	Wherever found	\$395	\$0	\$395
		Pogonia, small whorled	<i>Isotria medeoloides</i>	Wherever found	\$100	\$0	\$100
		roseroot, Leedy's	<i>Rhodiola integrifolia</i> ssp. <i>leedyi</i>	Wherever found	\$156	\$0	\$156
		Spiraea, Virginia	<i>Spiraea virginiana</i>	Wherever found	\$2,420	\$0	\$2,420
		Woolly-star, Santa Ana River	<i>Eriastrum densifolium</i> ssp. <i>sanctorum</i>	Wherever found	\$100	\$0	\$100
	Flowering Plants subtotal				\$9,549	\$0	\$9,549
Domestic subtotal					\$157,489	\$0	\$157,489
Foreign	Mammals	Dugong	<i>Dugong dugon</i>	Wherever found	\$100	\$0	\$100

Locality	Group Name	Common Name	Scientific Name	Population	General Expenditures	Land Expenditures	Grand Total
	Mammals subtotal				\$100	\$0	\$100
Foreign subtotal					\$100	\$0	\$100
Domestic	Multi-Species				\$4,369,124	\$0	\$4,369,124
	Multi-Species subtotal				\$4,369,124	\$0	\$4,369,124
Domestic subtotal					\$4,369,124	\$0	\$4,369,124
Total					\$4,526,713	\$0	\$4,526,713

**Federal Communications Commission --  
\*FY2016\***

<b>Locality</b>	<b>Group Name</b>	<b>Common Name</b>	<b>Scientific Name</b>	<b>Population</b>	<b>General Expenditures</b>	<b>Land Expenditures</b>	<b>Grand Total</b>
Domestic	Multi-Species				\$150,000	\$0	\$150,000
	Multi-Species subtotal				\$150,000	\$0	\$150,000
Domestic subtotal					\$150,000	\$0	\$150,000
Total					\$150,000	\$0	\$150,000

## Federal Energy Regulatory Commission --

**\*FY2016\***

Locality	Group Name	Common Name	Scientific Name	Population	General Expenditures	Land Expenditures	Grand Total
Domestic	Mammals	bat, Florida bonneted	Eumops floridanus	Wherever found	\$300	\$0	\$300
		Bat, gray	Myotis grisescens	Wherever found	\$5,900	\$0	\$5,900
		Bat, Indiana	Myotis sodalis	Wherever found	\$8,000	\$0	\$8,000
		Bat, Mexican long-nosed	Leptonycteris nivalis	Wherever found	\$100	\$0	\$100
		Bat, Northern long-eared	Myotis septentrionalis	Wherever found	\$11,000	\$0	\$11,000
		Bat, Virginia big-eared	Corynorhinus (=Plecotus) townsendii virginianus	Wherever found	\$1,100	\$0	\$1,100
		Bear, Louisiana black	Ursus americanus luteolus	Wherever found	\$300	\$0	\$300
		Deer, Columbian white-tailed	Odocoileus virginianus leucurus	Columbia River DPS	\$600	\$0	\$600
		Ferret, black-footed	Mustela nigripes	Wherever found, except where listed as an experimental population	\$100	\$0	\$100
		Jaguarundi, Gulf Coast	Herpailurus (=Felis) yagouaroundi cacomitli	Wherever found	\$100	\$0	\$100
		Manatee, West Indian	Trichechus manatus	Wherever found	\$1,300	\$0	\$1,300
		Mouse, Choctawhatchee beach	Peromyscus polionotus allophrys	Wherever found	\$100	\$0	\$100
		Mouse, Preble's meadow jumping	Zapus hudsonius preblei	wherever found	\$100	\$0	\$100
		Ocelot	Leopardus (=Felis) pardalis	wherever found	\$900	\$0	\$900
		Panther, Florida	Puma (=Felis) concolor coryi	Wherever found	\$300	\$0	\$300
		Pocket gopher, Olympia	Thomomys mazama pugetensis	Wherever found	\$600	\$0	\$600

Locality	Group Name	Common Name	Scientific Name	Population	General Expenditures	Land Expenditures	Grand Total
		Sea lion, Steller	Eumetopias jubatus	Western DPS	\$300	\$0	\$300
		whale, beluga	Delphinapterus leucas	Cook Inlet DPS	\$700	\$0	\$700
		Whale, blue	Balaenoptera musculus	Wherever found	\$500	\$0	\$500
		Whale, finback	Balaenoptera physalus	Wherever found	\$500	\$0	\$500
		Whale, gray	Eschrichtius robustus	Western North Pacific DPS	\$300	\$0	\$300
		Whale, humpback	Megaptera novaeangliae	Wherever found	\$500	\$0	\$500
		Whale, killer	Orcinus orca	Southern Resident DPS	\$400	\$0	\$400
		Whale, North Pacific Right	Eubalaena japonica	Wherever found	\$300	\$0	\$300
		Whale, Sei	Balaenoptera borealis	Wherever found	\$500	\$0	\$500
		Whale, sperm	Physeter catodon (=macrocephalus)	Wherever found	\$500	\$0	\$500
		Wolf, gray	Canis lupus	MN	\$900	\$0	\$900
		Wolf, gray	Canis lupus	U.S.A.: All of AL, AR, CA, CO, CT, DE, FL, GA, IA, IN, IL, KS, KY, LA, MA, MD, ME, MI, MO, MS, NC, ND, NE, NH, NJ, NV, NY, OH, OK, PA, RI, SC, SD, TN, TX, VA, VT, WI, and WV; and portions of AZ, NM, OR, UT, and WA. Mexico.	\$300	\$0	\$300
	Mammals subtotal				\$36,500	\$0	\$36,500
	Birds	Albatross, short-tailed	Phoebastria (=Diomedea) albatrus	Wherever found	\$800	\$0	\$800
		Blackbird, yellow-shouldered	Agelaius xanthomus	Wherever found	\$100	\$0	\$100
		Caracara, Audubon's crested	Polyborus plancus audubonii	FL pop.	\$400	\$0	\$400

Locality	Group Name	Common Name	Scientific Name	Population	General Expenditures	Land Expenditures	Grand Total
		Crane, whooping	<i>Grus americana</i>	U.S.A. (Southwestern Louisiana)	\$1,000	\$0	\$1,000
		Crane, whooping	<i>Grus americana</i>	U.S.A. (CO, ID, FL, NM, UT, and the western half of Wyoming)	\$100	\$0	\$100
		Cuckoo, yellow-billed	<i>Coccyzus americanus</i>	Western U.S. DPS	\$2,400	\$0	\$2,400
		Eider, Steller's	<i>Polysticta stelleri</i>	AK breeding pop.	\$700	\$0	\$700
		falcon, northern aplomado	<i>Falco femoralis septentrionalis</i>	Wherever found, except where listed as an experimental population	\$100	\$0	\$100
		Flycatcher, southwestern willow	<i>Empidonax traillii extimus</i>	Wherever found	\$100	\$0	\$100
		Hawk, Puerto Rican broad-winged	<i>Buteo platypterus brunnescens</i>	Wherever found	\$100	\$0	\$100
		Hawk, Puerto Rican sharp-shinned	<i>Accipiter striatus venator</i>	Wherever found	\$100	\$0	\$100
		Horned lark, streaked	<i>Eremophila alpestris strigata</i>	Wherever found	\$2,100	\$0	\$2,100
		Kite, Everglade snail	<i>Rostrhamus sociabilis plumbeus</i>	Wherever found	\$200	\$0	\$200
		Knot, red	<i>Calidris canutus rufa</i>	Wherever found	\$1,500	\$0	\$1,500
		Murrelet, marbled	<i>Brachyramphus marmoratus</i>	U.S.A. (CA, OR, WA)	\$2,600	\$0	\$2,600
		Nightjar, Puerto Rican	<i>Caprimulgus noctitherus</i>	Wherever found	\$100	\$0	\$100
		Owl, Mexican spotted	<i>Strix occidentalis lucida</i>	Wherever found	\$100	\$0	\$100
		Owl, northern spotted	<i>Strix occidentalis caurina</i>	Wherever found	\$3,100	\$0	\$3,100
		Pigeon, Puerto Rican plain	<i>Columba inornata wetmorei</i>	Wherever found	\$100	\$0	\$100

Locality	Group Name	Common Name	Scientific Name	Population	General Expenditures	Land Expenditures	Grand Total
		Plover, piping	Charadrius melodus	[Atlantic Coast and Northern Great Plains populations] - Wherever found, except those areas where listed as endangered.	\$500	\$0	\$500
		Plover, piping	Charadrius melodus	[Great Lakes watershed DPS] - Great Lakes watershed in States of IL, IN, MI, MN, NY, OH, PA, and WI and Canada (Ont.)	\$500	\$0	\$500
		Plover, western snowy	Charadrius alexandrinus nivosus	Pacific Coast population DPS-U.S.A. (CA, OR, WA), Mexico (within 50 miles of Pacific coast)	\$300	\$0	\$300
		Prairie-chicken, lesser	Tympanuchus pallidicinctus	Wherever found	\$100	\$0	\$100
		scrub-jay, Florida	Aphelocoma coerulescens	Wherever found	\$500	\$0	\$500
		Stork, wood	Mycteria americana	AL, FL, GA, MS, NC, SC	\$1,000	\$0	\$1,000
		Tern, least	Sterna antillarum	interior pop.	\$1,000	\$0	\$1,000
		Warbler (=wood), Bachman's	Vermivora bachmanii	Wherever found	\$100	\$0	\$100
		Warbler, Kirtland's	Setophaga kirtlandii (= Dendroica kirtlandii)	Wherever found	\$100	\$0	\$100
		Woodpecker, red-cockaded	Picoides borealis	Wherever found	\$600	\$0	\$600
	Birds subtotal				\$20,400	\$0	\$20,400
	Reptiles	Alligator, American	Alligator mississippiensis	Wherever found	\$1,300	\$0	\$1,300
		Boa, Puerto Rican	Epicrates inornatus	Wherever found	\$200	\$0	\$200
		Sea turtle, hawksbill	Eretmochelys imbricata	Wherever found	\$1,600	\$0	\$1,600
		Sea turtle, leatherback	Dermochelys coriacea	Wherever found	\$1,300	\$0	\$1,300



Locality	Group Name	Common Name	Scientific Name	Population	General Expenditures	Land Expenditures	Grand Total
		Sea turtle, loggerhead	<i>Caretta caretta</i>	Northwest Atlantic Ocean DPS	\$1,700	\$0	\$1,700
		Sea turtle, olive ridley	<i>Lepidochelys olivacea</i>	Breeding colony populations on Pacific coast of Mexico	\$300	\$0	\$300
		Sea turtle, olive ridley	<i>Lepidochelys olivacea</i>	Wherever found, except when listed as endangered under 50 CFR 224.101	\$300	\$0	\$300
		Skink, bluetail mole	<i>Eumeces egregius lividus</i>	Wherever found	\$500	\$0	\$500
		Skink, sand	<i>Neoseps reynoldsi</i>	Wherever found	\$300	\$0	\$300
		Snake, eastern indigo	<i>Drymarchon corais couperi</i>	Wherever found	\$900	\$0	\$900
		Tortoise, desert	<i>Gopherus agassizii</i>	Wherever found, except AZ south and east of Colorado R., and Mexico	\$1,800	\$0	\$1,800
		Tortoise, gopher	<i>Gopherus polyphemus</i>	West of Mobile and Tombigbee Rivers	\$100	\$0	\$100
		turtle, bog	<i>Clemmys muhlenbergii</i>	Wherever found, except GA, NC, SC, TN, VA	\$2,100	\$0	\$2,100
		Turtle, yellow-blotched map	<i>Graptemys flavimaculata</i>	Wherever found	\$100	\$0	\$100
	Reptiles subtotal				\$12,500	\$0	\$12,500
	Amphibians	Frog, California red-legged	<i>Rana draytonii</i>	Wherever found	\$500	\$0	\$500
		Frog, mountain yellow-legged	<i>Rana muscosa</i>	Southern California DPS	\$2,000	\$0	\$2,000
		Frog, Oregon spotted	<i>Rana pretiosa</i>	Wherever found	\$600	\$0	\$600
		Salamander, Cheat Mountain	<i>Plethodon nettingi</i>	Wherever found	\$200	\$0	\$200
		Toad, arroyo (=arroyo southwestern)	<i>Anaxyrus californicus</i>	Wherever found	\$1,100	\$0	\$1,100

Locality	Group Name	Common Name	Scientific Name	Population	General Expenditures	Land Expenditures	Grand Total
	Amphibians subtotal				\$4,400	\$0	\$4,400
	Fishes	Chub, bonytail	<i>Gila elegans</i>	Wherever found	\$100	\$0	\$100
		Chub, humpback	<i>Gila cypha</i>	Wherever found	\$100	\$0	\$100
		Chub, spotfin	<i>Erimonax monachus</i>	Wherever found, except where listed as an experimental population	\$100	\$0	\$100
		Darter, amber	<i>Percina antesella</i>	Wherever found	\$100	\$0	\$100
		Darter, bayou	<i>Etheostoma rubrum</i>	Wherever found	\$100	\$0	\$100
		Darter, Cherokee	<i>Etheostoma scotti</i>	Wherever found	\$100	\$0	\$100
		Darter, diamond	<i>Crystallaria cincotta</i>	Wherever found	\$100	\$0	\$100
		Darter, Etowah	<i>Etheostoma etowahae</i>	Wherever found	\$100	\$0	\$100
		Darter, slackwater	<i>Etheostoma boschungii</i>	Wherever found	\$100	\$0	\$100
		Eulachon	<i>Thaleichthys pacificus</i>	Southern DPS	\$800	\$0	\$800
		Gambusia, Pecos	<i>Gambusia nobilis</i>	Wherever found	\$100	\$0	\$100
		Logperch, Roanoke	<i>Percina rex</i>	Wherever found	\$500	\$0	\$500
		Pikeminnow (=squawfish), Colorado	<i>Ptychocheilus lucius</i>	Wherever found, except where listed as an experimental population	\$100	\$0	\$100
		Pupfish, Comanche Springs	<i>Cyprinodon elegans</i>	Wherever found	\$100	\$0	\$100
		Salmon, Atlantic	<i>Salmo salar</i>	Gulf of Maine DPS	\$1,300	\$0	\$1,300
		Salmon, Chinook	<i>Oncorhynchus</i> (= <i>Salmo</i> ) <i>tshawytscha</i>	Lower Columbia River ESU	\$500	\$0	\$500
		Salmon, chum	<i>Oncorhynchus keta</i>	Hood Canal summer-run ESU	\$600	\$0	\$600

Locality	Group Name	Common Name	Scientific Name	Population	General Expenditures	Land Expenditures	Grand Total
		Salmon, coho	Oncorhynchus (=Salmo) kisutch	Lower Columbia River ESU	\$500	\$0	\$500
		Salmon, sockeye	Oncorhynchus (=Salmo) nerka	Ozette Lake ESU	\$300	\$0	\$300
		Shark, Scalloped Hammerhead	Sphyrna lewini	Central and Southwest Atlantic DPS	\$100	\$0	\$100
		Shiner, blue	Cyprinella caerulea	Wherever found	\$400	\$0	\$400
		Shiner, Pecos bluntnose	Notropis simus pecosensis	Wherever found	\$100	\$0	\$100
		Steelhead	Oncorhynchus (=Salmo) mykiss	Middle Columbia River DPS	\$600	\$0	\$600
		Sturgeon (Gulf subspecies), Atlantic	Acipenser oxyrinchus (=oxyrinchus) desotoi	Wherever found	\$7,300	\$0	\$7,300
		Sturgeon, Atlantic	Acipenser oxyrinchus oxyrinchus	South Atlantic DPS	\$300	\$0	\$300
		sturgeon, green	Acipenser medirostris	Southern DPS	\$500	\$0	\$500
		Sturgeon, pallid	Scaphirhynchus albus	Wherever found	\$400	\$0	\$400
		Sturgeon, shortnose	Acipenser brevirostrum	Wherever found	\$4,300	\$0	\$4,300
		Sturgeon, white	Acipenser transmontanus	U.S.A. (ID, MT), Canada (B.C.), Kooténaï R. system	\$600	\$0	\$600
		Sucker, razorback	Xyrauchen texanus	Wherever found	\$100	\$0	\$100
		Trout, bull	Salvelinus confluentus	Clackamas River subbasin experimental population	\$1,500	\$0	\$1,500
	Fishes subtotal				\$21,900	\$0	\$21,900
	Clams	Acornshell, southern	Epioblasma othcaloogensis	Wherever found	\$100	\$0	\$100
		Bankclimber, purple (mussel)	Elliptoideus sloatianus	Wherever found	\$400	\$0	\$400
		Bean, rayed	Villosa fabalis	Wherever found	\$600	\$0	\$600

Locality	Group Name	Common Name	Scientific Name	Population	General Expenditures	Land Expenditures	Grand Total
		Clubshell	Pleurobema clava	Wherever found; Except where listed as Experimental Populations	\$900	\$0	\$900
		Clubshell, black	Pleurobema curtum	Wherever found	\$1,300	\$0	\$1,300
		Clubshell, ovate	Pleurobema perovatum	Wherever found	\$600	\$0	\$600
		Clubshell, southern	Pleurobema decisum	Wherever found	\$500	\$0	\$500
		Combshell, upland	Epioblasma metastriata	Wherever found	\$100	\$0	\$100
		Fanshell	Cyprogenia stegaria	U.S.A. (TN - specified portions of the French Broad and Holston Rivers; see 17.85(b)(1))	\$1,600	\$0	\$1,600
		Fanshell	Cyprogenia stegaria	Wherever found	\$100	\$0	\$100
		Heelsplitter, Alabama (=inflated)	Potamilus inflatus	Wherever found	\$200	\$0	\$200
		Heelsplitter, Carolina	Lasmigona decorata	Wherever found	\$100	\$0	\$100
		Kidneyshell, triangular	Ptychobranhus greenii	Wherever found	\$100	\$0	\$100
		Moccasinshell, Alabama	Medionidus acutissimus	Wherever found	\$200	\$0	\$200
		Moccasinshell, Coosa	Medionidus parvulus	Wherever found	\$300	\$0	\$300
		Moccasinshell, Gulf	Medionidus penicillatus	Wherever found	\$200	\$0	\$200
		Mucket, Neosho	Lampsilis rafinesqueana	Wherever found	\$100	\$0	\$100
		Mucket, orangenacre	Lampsilis perovalis	Wherever found	\$100	\$0	\$100
		Mucket, pink (pearlymussel)	Lampsilis abrupta	Wherever found	\$1,200	\$0	\$1,200
		Mussel, sheepnose	Plethobasus cyphus	Wherever found	\$700	\$0	\$700
		Mussel, snuffbox	Epioblasma triquetra	Wherever found	\$1,500	\$0	\$1,500
		Pearlshell, Louisiana	Margaritifera hembeli	Wherever found	\$100	\$0	\$100

Locality	Group Name	Common Name	Scientific Name	Population	General Expenditures	Land Expenditures	Grand Total
		Pigtoe, Georgia	Pleurobema hanleyianum	Wherever found	\$300	\$0	\$300
		Pigtoe, heavy	Pleurobema taitianum	Wherever found	\$100	\$0	\$100
		Pigtoe, oval	Pleurobema pyriforme	Wherever found	\$400	\$0	\$400
		Pigtoe, rough	Pleurobema plenum	U.S.A. (TN - specified portions of the French Broad and Holston Rivers; see 17.85(b)(1))	\$400	\$0	\$400
		Pigtoe, shiny	Fusconaia cor	Wherever found; Except where listed as Experimental Populations	\$100	\$0	\$100
		Pigtoe, southern	Pleurobema georgianum	Wherever found	\$200	\$0	\$200
		Pimpleback, orangefoot (pearlymussel)	Plethobasus cooperianus	Wherever found	\$200	\$0	\$200
		Pocketbook, fat	Potamilus capax	Wherever found	\$400	\$0	\$400
		Pocketbook, finelined	Lampsilis altilis	Wherever found	\$700	\$0	\$700
		Pocketbook, shinyrayed	Lampsilis subangulata	Wherever found	\$300	\$0	\$300
		Pocketbook, speckled	Lampsilis streckeri	Wherever found	\$100	\$0	\$100
		Purple Cat's paw (=Purple Cat's paw pearlymussel)	Epioblasma obliquata	Wherever found; Except where listed as Experimental Populations	\$100	\$0	\$100
		Rabbitsfoot	Quadrula cylindrica	Wherever found	\$500	\$0	\$500
		Rabbitsfoot, rough	Quadrula cylindrica strigillata	Wherever found	\$200	\$0	\$200
		Riffleshell, northern	Epioblasma torulosa rangiana	Wherever found	\$2,100	\$0	\$2,100
		Ring pink (mussel)	Obovaria retusa	Wherever found	\$400	\$0	\$400
		Spectaclecase (mussel)	Cumberlandia monodonta	Wherever found	\$300	\$0	\$300
		Spinymussel, James	Pleurobema collina	Wherever found	\$200	\$0	\$200

Locality	Group Name	Common Name	Scientific Name	Population	General Expenditures	Land Expenditures	Grand Total
		Threeridge, fat (mussel)	Amblema neislerii	Wherever found	\$300	\$0	\$300
		Wedgemussel, dwarf	Alasmidonta heterodon	Wherever found	\$1,200	\$0	\$1,200
	Clams subtotal				\$19,500	\$0	\$19,500
	Snails	Hornsnail, rough	Pleurocera foremani	Wherever found	\$100	\$0	\$100
		Snail, Bliss Rapids	Taylorconcha serpenticola	Wherever found	\$1,700	\$0	\$1,700
		Snail, Pecos	Assimineea pecos	Wherever found	\$100	\$0	\$100
		Snail, Snake River physa	Physa natricina	Wherever found	\$500	\$0	\$500
		Snail, tulotoma	Tulotoma magnifica	Wherever found	\$100	\$0	\$100
		Springsnail, Phantom	Pyrgulopsis texana	Wherever found	\$100	\$0	\$100
		Tryonia, Phantom	Tryonia cheatumi	Wherever found	\$100	\$0	\$100
	Snails subtotal				\$2,700	\$0	\$2,700
	Insects	Beetle, American burying	Nicrophorus americanus	Ex Pop, SW Missouri	\$3,800	\$0	\$3,800
		Beetle, American burying	Nicrophorus americanus	Wherever found, except where listed as an experimental population	\$200	\$0	\$200
		Beetle, valley elderberry longhorn	Desmocerus californicus dimorphus	Wherever found	\$400	\$0	\$400
		Butterfly, Fender's blue	Icaricia icarioides fenderi	Wherever found	\$300	\$0	\$300
		Butterfly, Karner blue	Lycaeides melissa samuelis	Wherever found	\$500	\$0	\$500
		Butterfly, Mitchell's satyr	Neonympha mitchellii mitchellii	Wherever found	\$100	\$0	\$100
		Butterfly, Oregon silverspot	Speyeria zerene hippolyta	Wherever found	\$900	\$0	\$900
		skipperling, Poweshiek	Oarisma poweshiek	Wherever found	\$100	\$0	\$100
	Insects subtotal				\$6,300	\$0	\$6,300

Locality	Group Name	Common Name	Scientific Name	Population	General Expenditures	Land Expenditures	Grand Total
	Crustaceans	Amphipod, diminutive	Gammarus hyalleloides	Wherever found	\$100	\$0	\$100
		Crayfish, Shasta	Pacifastacus fortis	Wherever found	\$200	\$0	\$200
	Crustaceans subtotal				\$300	\$0	\$300
	Corals	coral, Boulder star	Orbicella franksi	Wherever found	\$400	\$0	\$400
		Coral, elkhorn	Acropora palmata	Wherever found	\$400	\$0	\$400
		Coral, Lobed Star	Orbicella annularis	Wherever found	\$400	\$0	\$400
		Coral, Mountainous Star	Orbicella faveolata	Wherever found	\$400	\$0	\$400
		Coral, Pillar	Dendrogyra cylindricus	Wherever found	\$400	\$0	\$400
		Coral, Rough Cactus	Mycetophyllia ferox	Wherever found	\$400	\$0	\$400
		Coral, staghorn	Acropora cervicornis	Wherever found	\$400	\$0	\$400
	Corals subtotal				\$2,800	\$0	\$2,800
	Flowering Plants	Amphianthus, little	Amphianthus pusillus	Wherever found	\$100	\$0	\$100
		Barbara's Buttons, Mohr's	Marshallia mohrii	Wherever found	\$100	\$0	\$100
		Bladderpod, Short's	Physaria globosa	Wherever found	\$100	\$0	\$100
		Bladderpod, Spring Creek	Lesquerella perforata	Wherever found	\$100	\$0	\$100
		Bonamia, Florida	Bonamia grandiflora	Wherever found	\$200	\$0	\$200
		Buckwheat, scrub	Eriogonum longifolium var. gnaphalifolium	Wherever found	\$200	\$0	\$200
		Bulrush, Northeastern	Scirpus ancistrochaetus	Wherever found	\$700	\$0	\$700
		Bush-clover, prairie	Lespedeza leptostachya	Wherever found	\$100	\$0	\$100
		Cactus, Kuenzler hedgehog	Echinocereus fendleri var. kuenzleri	Wherever found	\$100	\$0	\$100
		Cactus, Lee pincushion	Coryphantha sneedii var. leei	Wherever found	\$100	\$0	\$100
		Cactus, Lloyd's Mariposa	Echinomastus mariposensis	Wherever found	\$100	\$0	\$100

Locality	Group Name	Common Name	Scientific Name	Population	General Expenditures	Land Expenditures	Grand Total
		Cactus, Sneed pincushion	<i>Coryphantha sneedii</i> var. <i>sneedii</i>	Wherever found	\$100	\$0	\$100
		Checker-mallow, Nelson's	<i>Sidalcea nelsoniana</i>	Wherever found	\$600	\$0	\$600
		Clover, running buffalo	<i>Trifolium stoloniferum</i>	Wherever found	\$1,100	\$0	\$1,100
		Cobana negra	<i>Stahlia monosperma</i>	Wherever found	\$100	\$0	\$100
		Coneflower, smooth	<i>Echinacea laevigata</i>	Wherever found	\$600	\$0	\$600
		Dawn-flower, Texas prairie	<i>Hymenoxys texana</i>	Wherever found	\$100	\$0	\$100
		Dropwort, Canby's	<i>Oxypolis canbyi</i>	Wherever found	\$200	\$0	\$200
		Erubia	<i>Solanum drymophilum</i>	Wherever found	\$100	\$0	\$100
		Goldenrod, white-haired	<i>Solidago albopilosa</i>	Wherever found	\$200	\$0	\$200
		Grass, Tennessee yellow-eyed	<i>Xyris tennesseensis</i>	Wherever found	\$100	\$0	\$100
		Harperella	<i>Ptilimnium nodosum</i>	Wherever found	\$200	\$0	\$200
		Heartleaf, dwarf-flowered	<i>Hexastylis naniflora</i>	Wherever found	\$100	\$0	\$100
		Howellia, water	<i>Howellia aquatilis</i>	Wherever found	\$600	\$0	\$600
		Joint-vetch, Sensitive	<i>Aeschynomene virginica</i>	Wherever found	\$100	\$0	\$100
		Loosestrife, rough-leaved	<i>Lysimachia asperulaefolia</i>	Wherever found	\$200	\$0	\$200
		Lupine, Kincaid's	<i>Lupinus sulphureus</i> ssp. <i>kincaidii</i>	Wherever found	\$600	\$0	\$600
		Meadowrue, Cooley's	<i>Thalictrum cooleyi</i>	Wherever found	\$100	\$0	\$100
		Mint, longspurred	<i>Dicerandra cornutissima</i>	Wherever found	\$300	\$0	\$300
		Mint, scrub	<i>Dicerandra frutescens</i>	Wherever found	\$200	\$0	\$200
		No common name	<i>Gonocalyx concolor</i>	Wherever found	\$100	\$0	\$100
		No common name	<i>Varronia rupicola</i>	Wherever found	\$100	\$0	\$100
		Oak, Hinckley	<i>Quercus hinckleyi</i>	Wherever found	\$100	\$0	\$100



Locality	Group Name	Common Name	Scientific Name	Population	General Expenditures	Land Expenditures	Grand Total
		Orchid, eastern prairie fringed	Platanthera leucophaea	Wherever found	\$400	\$0	\$400
		Orchid, western prairie fringed	Platanthera praeclara	Wherever found	\$400	\$0	\$400
		paintbrush, golden	Castilleja levisecta	Wherever found	\$600	\$0	\$600
		Palo de ramon	Banara vanderbiltii	Wherever found	\$100	\$0	\$100
		Pink, swamp	Helonias bullata	Wherever found	\$100	\$0	\$100
		Pogonia, small whorled	Isotria medeoloides	Wherever found	\$1,100	\$0	\$1,100
		Polygala, Lewton's	Polygala lewtonii	Wherever found	\$100	\$0	\$100
		Pondberry	Lindera melissifolia	Wherever found	\$100	\$0	\$100
		Potato-bean, Price's	Apios priceana	Wherever found	\$600	\$0	\$600
		Rattleweed, hairy	Baptisia arachnifera	Wherever found	\$100	\$0	\$100
		Remya, Maui	Remya mauiensis	Wherever found	\$100	\$0	\$100
		Rhododendron, Chapman	Rhododendron chapmanii	Wherever found	\$100	\$0	\$100
		rock cress, Shale barren	Arabis serotina	Wherever found	\$300	\$0	\$300
		Rockcress, Georgia	Arabis georgiana	Wherever found	\$200	\$0	\$200
		Sandlace	Polygonella myriophylla	Wherever found	\$200	\$0	\$200
		Skullcap, large-flowered	Scutellaria montana	Wherever found	\$100	\$0	\$100
		Spiraea, Virginia	Spiraea virginiana	Wherever found	\$900	\$0	\$900
		Sumac, Michaux's	Rhus michauxii	Wherever found	\$200	\$0	\$200
		Sunflower, Pecos (=puzzle, =paradox)	Helianthus paradoxus	Wherever found	\$100	\$0	\$100
		Trillium, relict	Trillium reliquum	Wherever found	\$200	\$0	\$200
		Whitlow-wort, papery	Paronychia chartacea	Wherever found	\$200	\$0	\$200
		Wild-buckwheat, gypsum	Eriogonum gypsophilum	Wherever found	\$100	\$0	\$100

Locality	Group Name	Common Name	Scientific Name	Population	General Expenditures	Land Expenditures	Grand Total
	Flowering Plants subtotal				\$14,100	\$0	\$14,100
Domestic subtotal					\$141,400	\$0	\$141,400
Total					\$141,400	\$0	\$141,400

## Nuclear Regulatory Commission --

**\*FY2016\***

Locality	Group Name	Common Name	Scientific Name	Population	General Expenditures	Land Expenditures	Grand Total
Domestic	Mammals	bat, Florida bonneted	Eumops floridanus	Wherever found	\$500	\$0	\$500
		Bat, gray	Myotis grisescens	Wherever found	\$1,300	\$0	\$1,300
		Bat, Indiana	Myotis sodalis	Wherever found	\$12,000	\$0	\$12,000
		Bat, Northern long-eared	Myotis septentrionalis	Wherever found	\$15,500	\$0	\$15,500
		Kangaroo rat, giant	Dipodomys ingens	Wherever found	\$700	\$0	\$700
		Manatee, West Indian	Trichechus manatus	Wherever found	\$5,000	\$0	\$5,000
		Otter, southern sea	Enhydra lutris nereis	Wherever found	\$700	\$0	\$700
		Panther, Florida	Puma (=Felis) concolor coryi	Wherever found	\$2,500	\$0	\$2,500
		Seal, Guadalupe fur	Arctocephalus townsendi	Wherever found	\$1,300	\$0	\$1,300
		Vole, Florida salt marsh	Microtus pennsylvanicus dukecampbelli	Wherever found	\$200	\$0	\$200
		Whale, blue	Balaenoptera musculus	Wherever found	\$700	\$0	\$700
		Whale, finback	Balaenoptera physalus	Wherever found	\$700	\$0	\$700
		Whale, humpback	Megaptera novaeangliae	Wherever found	\$700	\$0	\$700
		Whale, killer	Orcinus orca	Southern Resident DPS	\$700	\$0	\$700
		Whale, North Pacific Right	Eubalaena japonica	Wherever found	\$700	\$0	\$700
		Whale, Sei	Balaenoptera borealis	Wherever found	\$700	\$0	\$700
		Whale, sperm	Physeter catodon (=macrocephalus)	Wherever found	\$700	\$0	\$700
	Mammals subtotal				\$44,600	\$0	\$44,600

Locality	Group Name	Common Name	Scientific Name	Population	General Expenditures	Land Expenditures	Grand Total
	Birds	Caracara, Audubon's crested	<i>Polyborus plancus audubonii</i>	FL pop.	\$200	\$0	\$200
		Flycatcher, southwestern willow	<i>Empidonax traillii extimus</i>	Wherever found	\$700	\$0	\$700
		Kite, Everglade snail	<i>Rostrhamus sociabilis plumbeus</i>	Wherever found	\$2,000	\$0	\$2,000
		Knot, red	<i>Calidris canutus rufa</i>	Wherever found	\$5,000	\$0	\$5,000
		Murrelet, marbled	<i>Brachyramphus marmoratus</i>	U.S.A. (CA, OR, WA)	\$700	\$0	\$700
		Plover, piping	<i>Charadrius melodus</i>	[Atlantic Coast and Northern Great Plains populations] - Wherever found, except those areas where listed as endangered.	\$5,000	\$0	\$5,000
		Plover, piping	<i>Charadrius melodus</i>	[Great Lakes watershed DPS] - Great Lakes, watershed in States of IL, IN, MI, MN, NY, OH, PA, and WI and Canada (Ont.)	\$1,300	\$0	\$1,300
		Plover, western snowy	<i>Charadrius alexandrinus nivosus</i>	Pacific Coast population DPS-U.S.A. (CA, OR, WA), Mexico (within 50 miles of Pacific coast)	\$700	\$0	\$700
		Rail, California clapper	<i>Rallus longirostris obsoletus</i>	Wherever found	\$700	\$0	\$700
		scrub-jay, Florida	<i>Aphelocoma coerulescens</i>	Wherever found	\$4,000	\$0	\$4,000
		Sparrow, Cape Sable seaside	<i>Ammodramus maritimus mirabilis</i>	Wherever found	\$1,200	\$0	\$1,200
		Stork, wood	<i>Mycteria americana</i>	AL, FL, GA, MS, NC, SC	\$2,500	\$0	\$2,500
		Tern, California least	<i>Sterna antillarum browni</i>	Wherever found	\$700	\$0	\$700
		Tern, least	<i>Sterna antillarum</i>	interior pop.	\$1,200	\$0	\$1,200
		Vireo, least Bell's	<i>Vireo bellii pusillus</i>	Wherever found	\$700	\$0	\$700

Locality	Group Name	Common Name	Scientific Name	Population	General Expenditures	Land Expenditures	Grand Total
		Woodpecker, red-cockaded	Picoides borealis	Wherever found	\$200	\$0	\$200
	Birds subtotal				\$26,800	\$0	\$26,800
	Reptiles	Crocodile, American	Crocodylus acutus	U.S.A. (FL)	\$13,000	\$0	\$13,000
		Lizard, blunt-nosed leopard	Gambelia silus	Wherever found	\$700	\$0	\$700
		Sea turtle, green	Chelonia mydas	South Atlantic DPS	\$1,500	\$0	\$1,500
		Sea turtle, hawksbill	Eretmochelys imbricata	Wherever found	\$7,000	\$0	\$7,000
		Sea turtle, Kemp's ridley	Lepidochelys kempii	Wherever found	\$7,000	\$0	\$7,000
		Sea turtle, leatherback	Dermochelys coriacea	Wherever found	\$9,500	\$0	\$9,500
		Sea turtle, loggerhead	Caretta caretta	North Pacific Ocean DPS	\$2,000	\$0	\$2,000
		Sea turtle, loggerhead	Caretta caretta	Northwest Atlantic Ocean DPS	\$7,500	\$0	\$7,500
		Sea turtle, olive ridley	Lepidochelys olivacea	Wherever found, except when listed as endangered under 50 CFR 224.101	\$2,500	\$0	\$2,500
		Skink, sand	Neoseps reynoldsi	Wherever found	\$200	\$0	\$200
		Snake, eastern indigo	Drymarchon corais couperi	Wherever found	\$2,000	\$0	\$2,000
		turtle, bog	Clemmys muhlenbergii	Wherever found, except GA, NC, SC, TN, VA	\$1,000	\$0	\$1,000
	Reptiles subtotal				\$53,900	\$0	\$53,900
	Amphibians	Frog, California red-legged	Rana draytonii	Wherever found	\$3,000	\$0	\$3,000
		Salamander, California tiger	Ambystoma californiense	U.S.A. (CA - Santa Barbara County)	\$3,000	\$0	\$3,000
	Amphibians subtotal				\$6,000	\$0	\$6,000
	Fishes	Darter, boulder	Etheostoma wapiti	Wherever found	\$100	\$0	\$100

Locality	Group Name	Common Name	Scientific Name	Population	General Expenditures	Land Expenditures	Grand Total
		Darter, rush	Etheostoma phytophilum	Wherever found	\$100	\$0	\$100
		Darter, slackwater	Etheostoma boschungii	Wherever found	\$100	\$0	\$100
		Goby, tidewater	Eucyclogobius newberryi	Wherever found	\$700	\$0	\$700
		Salmon, Chinook	Oncorhynchus (=Salmo) tshawytscha	Snake River fall-run ESU	\$1,700	\$0	\$1,700
		Salmon, coho	Oncorhynchus (=Salmo) kisutch	Central California Coast ESU	\$700	\$0	\$700
		Sawfish, smalltooth	Pristis pectinata	US DPS - Smalltooth sawfish originating from U.S. waters.	\$4,000	\$0	\$4,000
		Shiner, Topeka	Notropis topeka (=tristis)	Wherever found, except where listed as an experimental population	\$1,300	\$0	\$1,300
		Steelhead	Oncorhynchus (=Salmo) mykiss	South-Central California Coast DPS	\$700	\$0	\$700
		Steelhead	Oncorhynchus (=Salmo) mykiss	Upper Columbia River DPS	\$1,700	\$0	\$1,700
		Sturgeon (Gulf subspecies), Atlantic	Acipenser oxyrinchus (=oxyrinchus) desotoi	Wherever found	\$3,300	\$0	\$3,300
		Sturgeon, Atlantic	Acipenser oxyrinchus oxyrinchus	Carolina DPS	\$700	\$0	\$700
		Sturgeon, Atlantic	Acipenser oxyrinchus oxyrinchus	Chesapeake Bay DPS	\$7,500	\$0	\$7,500
		Sturgeon, Atlantic	Acipenser oxyrinchus oxyrinchus	Gulf of Maine DPS	\$2,500	\$0	\$2,500
		Sturgeon, Atlantic	Acipenser oxyrinchus oxyrinchus	New York Bight DPS	\$1,700	\$0	\$1,700
		Sturgeon, Atlantic	Acipenser oxyrinchus oxyrinchus	South Atlantic DPS	\$700	\$0	\$700
		sturgeon, green	Acipenser medirostris	Southern DPS	\$700	\$0	\$700
		Sturgeon, pallid	Scaphirhynchus albus	Wherever found	\$4,500	\$0	\$4,500
		Sturgeon, shortnose	Acipenser brevirostrum	Wherever found	\$6,500	\$0	\$6,500

Locality	Group Name	Common Name	Scientific Name	Population	General Expenditures	Land Expenditures	Grand Total
		Sunfish, spring pygmy	Elassoma alabamae	Wherever found	\$600	\$0	\$600
	Fishes subtotal				\$39,800	\$0	\$39,800
	Clams	Bean, rayed	Villosa fabalis	Wherever found	\$700	\$0	\$700
		Clubshell	Pleurobema clava	Wherever found; Except where listed as Experimental Populations	\$100	\$0	\$100
		Clubshell, ovate	Pleurobema perovatum	Wherever found	\$100	\$0	\$100
		Fanshell	Cyprogenia stegaria	Wherever found	\$200	\$0	\$200
		Kidneyshell, triangular	Ptychobranthus greenii	Wherever found	\$100	\$0	\$100
		Moccasinshell, Alabama	Medionidus acutissimus	Wherever found	\$100	\$0	\$100
		Mucket, orangenacre	Lampsilis perovalis	Wherever found	\$100	\$0	\$100
		Mucket, pink (pearlymussel)	Lampsilis abrupta	Wherever found	\$600	\$0	\$600
		Mussel, sheepnose	Plethobasus cyphus	Wherever found	\$5,500	\$0	\$5,500
		Mussel, snuffbox	Epioblasma triquetra	Wherever found	\$5,000	\$0	\$5,000
		Pearlymussel, cracking	Hemistena lata	Wherever found; Except where listed as Experimental Populations	\$100	\$0	\$100
		Pearlymussel, littlewing	Pegias fabula	Wherever found	\$100	\$0	\$100
		Pigtoe, dark	Pleurobema furvum	Wherever found	\$100	\$0	\$100
		Pigtoe, rough	Pleurobema plenum	Wherever found	\$600	\$0	\$600
		Rabbitsfoot	Quadrula cylindrica cylindrica	Wherever found	\$100	\$0	\$100
		Riffleshell, northern	Epioblasma torulosa rangiana	Wherever found	\$700	\$0	\$700
		Spectaclecase (mussel)	Cumberlandia monodonta	Wherever found	\$600	\$0	\$600
		Spinymussel, James	Pleurobema collina	Wherever found	\$500	\$0	\$500

Locality	Group Name	Common Name	Scientific Name	Population	General Expenditures	Land Expenditures	Grand Total
		Wedgemussel, dwarf	Alasmidonta heterodon	Wherever found	\$500	\$0	\$500
	Clams subtotal				\$15,800	\$0	\$15,800
	Snails	Abalone, Black	Haliotis cracherodii	Wherever found	\$6,500	\$0	\$6,500
		Abalone, White	Haliotis sorenseni	North America (West Coast from Point Conception, CA, U.S.A., to Punta Abreojos, Baja California, Mexico)	\$1,500	\$0	\$1,500
		Campeloma, slender	Campeloma decampi	Wherever found	\$600	\$0	\$600
		Riversnail, Anthony's	Athearnia anthonyi	Wherever found; Except where listed as Experimental Populations	\$600	\$0	\$600
		Snail, armored	Pyrgulopsis (=Marstonia) pachyta	Wherever found	\$600	\$0	\$600
	Snails subtotal				\$9,800	\$0	\$9,800
	Insects	Butterfly, Karner blue	Lycaeides melissa samuelis	Wherever found	\$2,000	\$0	\$2,000
		Butterfly, Schaus swallowtail	Heraclides aristodemus ponceanus	Wherever found	\$200	\$0	\$200
		Dragonfly, Hine's emerald	Somatochlora hineana	Wherever found	\$400	\$0	\$400
		Moth, Kern primrose sphinx	Euproserpinus euterpe	Wherever found	\$700	\$0	\$700
	Insects subtotal				\$3,300	\$0	\$3,300
	Crustaceans	Fairy shrimp, vernal pool	Branchinecta lynchi	Wherever found	\$700	\$0	\$700
	Crustaceans subtotal				\$700	\$0	\$700
	Flowering Plants	Aster, decurrent false	Boltonia decurrens	Wherever found	\$800	\$0	\$800
		Aster, Florida golden	Chrysopsis floridana	Wherever found	\$200	\$0	\$200
		Beargrass, Britton's	Nolina brittoniana	Wherever found	\$200	\$0	\$200



Locality	Group Name	Common Name	Scientific Name	Population	General Expenditures	Land Expenditures	Grand Total
		Bellflower, Brooksville	Campanula robinisiae	Wherever found	\$200	\$0	\$200
		Bird's-beak, salt marsh	Cordylanthus maritimus ssp. maritimus	Wherever found	\$700	\$0	\$700
		Bonamia, Florida	Bonamia grandiflora	Wherever found	\$200	\$0	\$200
		Buckwheat, scrub	Eriogonum longifolium var. gnaphalifolium	Wherever found	\$200	\$0	\$200
		Clarkia, Pismo	Clarkia speciosa ssp. immaculata	Wherever found	\$700	\$0	\$700
		Daisy, Lakeside	Hymenoxys herbacea	Wherever found	\$400	\$0	\$400
		Fringe-tree, pygmy	Chionanthus pygmaeus	Wherever found	\$200	\$0	\$200
		Jacquemontia, beach	Jacquemontia reclinata	Wherever found	\$1,200	\$0	\$1,200
		Jewelflower, California	Caulanthus californicus	Wherever found	\$700	\$0	\$700
		Joint-vetch, Sensitive	Aeschynomene virginica	Wherever found	\$5,000	\$0	\$5,000
		Lead-plant, Crenulate	Amorpha crenulata	Wherever found	\$1,200	\$0	\$1,200
		Manzanita, Morro	Arctostaphylos morroensis	Wherever found	\$700	\$0	\$700
		Milkpea, Small's	Galactia smallii	Wherever found	\$1,200	\$0	\$1,200
		Milkweed, Mead's	Asclepias meadii	Wherever found	\$400	\$0	\$400
		Mint, longspurred	Dicerandra cornutissima	Wherever found	\$200	\$0	\$200
		mountainbalm, Indian Knob	Eriodictyon altissimum	Wherever found	\$700	\$0	\$700
		Mustard, Carter's	Warea carteri	Wherever found	\$200	\$0	\$200
		Navarretia, spreading	Navarretia fossalis	Wherever found	\$700	\$0	\$700
		Orchid, eastern prairie fringed	Platanthera leucophaea	Wherever found	\$2,500	\$0	\$2,500
		Pogonia, small whorled	Isotria medeoloides	Wherever found	\$500	\$0	\$500
		Polygala, Lewton's	Polygala lewtonii	Wherever found	\$200	\$0	\$200
		Polygala, tiny	Polygala smallii	Wherever found	\$1,200	\$0	\$1,200

Locality	Group Name	Common Name	Scientific Name	Population	General Expenditures	Land Expenditures	Grand Total
		Prairie-clover, leafy	<i>Dalea foliosa</i>	Wherever found	\$1,200	\$0	\$1,200
		Sandwort, Marsh	<i>Arenaria paludicola</i>	Wherever found	\$700	\$0	\$700
		Spurge, deltoid	<i>Chamaesyce deltoidea</i> ssp. <i>deltoidea</i>	Wherever found	\$1,200	\$0	\$1,200
		Spurge, Garber's	<i>Chamaesyce garberi</i>	Wherever found	\$1,200	\$0	\$1,200
		Thistle, Chorro Creek bog	<i>Cirsium fontinale</i> var. <i>obispoense</i>	Wherever found	\$700	\$0	\$700
		Thistle, Pitcher's	<i>Cirsium pitcheri</i>	Wherever found	\$600	\$0	\$600
		Warea, wide- leaf	<i>Warea amplexifolia</i>	Wherever found	\$200	\$0	\$200
		Water-willow, Cooley's	<i>Justicia cooleyi</i>	Wherever found	\$200	\$0	\$200
	Flowering Plants subtotal				\$26,400	\$0	\$26,400
	Multi-Species				\$28,000	\$0	\$28,000
	Multi-Species subtotal				\$28,000	\$0	\$28,000
Domestic subtotal					\$255,100	\$0	\$255,100
Total					\$255,100	\$0	\$255,100

# Smithsonian Institution --

**\*FY2016\***

Locality	Group Name	Common Name	Scientific Name	Population	General Expenditures	Land Expenditures	Grand Total
Domestic	Mammals	Ferret, black-footed	<i>Mustela nigripes</i>	Wherever found, except where listed as an experimental population	\$166,100	\$0	\$166,100
		Fox, San Joaquin kit	<i>Vulpes macrotis mutica</i>	wherever found	\$70,000	\$0	\$70,000
		Otter, Northern Sea	<i>Enhydra lutris kenyoni</i>	Southwest Alaska DPS	\$28,000	\$0	\$28,000
		Shrew, Buena Vista Lake ornate	<i>Sorex ornatus relictus</i>	Wherever found	\$7,000	\$0	\$7,000
	Mammals subtotal				\$271,100	\$0	\$271,100
	Birds	Condor, California	<i>Gymnogyps californianus</i>	U.S.A. only, except where listed as an experimental population	\$14,000	\$0	\$14,000
		Crane, whooping	<i>Grus americana</i>	Wherever found, except where listed as an experimental population	\$13,400	\$0	\$13,400
		Crow, Mariana (=aga)	<i>Corvus kubaryi</i>	Wherever found	\$70,000	\$0	\$70,000
		Kingfisher, Guam	<i>Todiramphus cinnamominus</i>	Wherever found	\$95,000	\$0	\$95,000
		petrel, Hawaiian	<i>Pterodroma sandwichensis</i>	Wherever found	\$23,300	\$0	\$23,300
		Rail, Guam	<i>Rallus owstoni</i>	Wherever found, except where listed as an experimental population	\$93,000	\$0	\$93,000
		Warbler, Kirtland's	<i>Setophaga kirtlandii</i> (= <i>Dendroica kirtlandii</i> )	Wherever found	\$14,000	\$0	\$14,000
	Birds subtotal				\$322,700	\$0	\$322,700

Locality	Group Name	Common Name	Scientific Name	Population	General Expenditures	Land Expenditures	Grand Total
	Amphibians	Coqui, golden	Eleutherodactylus jasperii	Wherever found	\$17,500	\$0	\$17,500
	Amphibians subtotal				\$17,500	\$0	\$17,500
Domestic subtotal					\$611,300	\$0	\$611,300
Foreign	Mammals	Cat, tiger	Leopardus (=Felis) tigrinus	Wherever found	\$7,000	\$0	\$7,000
		Cheetah	Acinonyx jubatus	Wherever found	\$212,100	\$0	\$212,100
		Deer, Eld's brow-antlered	Cervus eldi	Wherever found	\$49,900	\$0	\$49,900
		Elephant, Asian	Elephas maximus	Wherever found	\$138,300	\$0	\$138,300
		Horse, Przewalski's	Equus przewalskii	Wherever found	\$51,700	\$0	\$51,700
		Leopard, clouded	Neofelis nebulosa	Wherever found	\$57,600	\$0	\$57,600
		Oryx, scimitar-horned	Oryx dammah	Wherever found	\$36,800	\$0	\$36,800
		Panda, giant	Ailuropoda melanoleuca	Wherever found	\$469,000	\$0	\$469,000
		Wolf, maned	Chrysocyon brachyurus	Wherever found	\$259,000	\$0	\$259,000
	Mammals subtotal				\$1,281,400	\$0	\$1,281,400
	Birds	Curassow, blue-billed	Crax alberti	Wherever found	\$9,100	\$0	\$9,100
	Birds subtotal				\$9,100	\$0	\$9,100
	Amphibians	Frog, Panamanian golden	Atelopus varius zeteki	Wherever found	\$31,500	\$0	\$31,500
	Amphibians subtotal				\$31,500	\$0	\$31,500
Foreign subtotal					\$1,322,000	\$0	\$1,322,000
Domestic	Multi-Species				\$28,000	\$0	\$28,000
	Multi-Species subtotal				\$28,000	\$0	\$28,000
Domestic subtotal					\$28,000	\$0	\$28,000

Locality	Group Name	Common Name	Scientific Name	Population	General Expenditures	Land Expenditures	Grand Total
Total					\$1,961,300	\$0	\$1,961,300

## Tennessee Valley Authority --

**\*FY2016\***

Locality	Group Name	Common Name	Scientific Name	Population	General Expenditures	Land Expenditures	Grand Total
Domestic	Mammals	Bat, gray	Myotis grisescens	Wherever found	\$40,000	\$0	\$40,000
		Bat, Indiana	Myotis sodalis	Wherever found	\$418,500	\$0	\$418,500
		Bat, Northern long-eared	Myotis septentrionalis	Wherever found	\$84,500	\$0	\$84,500
		Bat, Virginia big-eared	Corynorhinus (=Plecotus) townsendii virginianus	Wherever found	\$100	\$0	\$100
		Squirrel, Carolina northern flying	Glaucomys sabrinus coloratus	Wherever found	\$1,500	\$0	\$1,500
	Mammals subtotal				\$544,600	\$0	\$544,600
	Birds	Knot, red	Calidris canutus rufa	Wherever found	\$800	\$0	\$800
		Plover, piping	Charadrius melodus	[Great Lakes watershed DPS] - Great Lakes, watershed in States of IL, IN, MI, MN, NY, OH, PA, and WI and Canada (Ont.)	\$1,700	\$0	\$1,700
		Stork, wood	Mycteria americana	AL, FL, GA, MS, NC, SC	\$5,500	\$0	\$5,500
		Tern, least	Sterna antillarum	interior pop.	\$700	\$0	\$700
		Woodpecker, red-cockaded	Picoides borealis	Wherever found	\$7,500	\$0	\$7,500
	Birds subtotal				\$16,200	\$0	\$16,200
	Reptiles	turtle, bog	Clemmys muhlenbergii	Wherever found, except GA, NC, SC, TN, VA	\$300	\$0	\$300
		Turtle, flattened musk	Sternotherus depressus	Black Warrior R. system upstream from Bankhead Dam	\$1,000	\$0	\$1,000

Locality	Group Name	Common Name	Scientific Name	Population	General Expenditures	Land Expenditures	Grand Total
	Reptiles subtotal				\$1,300	\$0	\$1,300
	Fishes	darter, bluemask	Etheostoma akatulo	Wherever found	\$35,000	\$0	\$35,000
		Darter, boulder	Etheostoma wapiti	Wherever found	\$75,000	\$0	\$75,000
	Fishes subtotal				\$110,000	\$0	\$110,000
	Clams	Bean, Cumberland (pearlymussel)	Villosa trabalis	Wherever found; Except where listed as Experimental Populations	\$12,500	\$0	\$12,500
		Bean, purple	Villosa perpurpurea	Wherever found	\$20,000	\$0	\$20,000
		Combshell, Cumberlandian	Epioblasma brevidens	Wherever found; Except where listed as Experimental Populations	\$20,000	\$0	\$20,000
		Kidneyshell, fluted	Ptychobranchus subtentum	Wherever found	\$20,000	\$0	\$20,000
		Lampmussel, Alabama	Lampsilis virescens	AL; Free-Flowing Reach of the Tennessee River below the Wilson Dam, Colbert and Lauderdale Counties, AL	\$120,000	\$0	\$120,000
		Lampmussel, Alabama	Lampsilis virescens	Wherever found; Except where listed as Experimental Populations	\$12,500	\$0	\$12,500
		Lilliput, pale (pearlymussel)	Toxolasma cylindrellus	Wherever found	\$12,500	\$0	\$12,500
		Mucket, pink (pearlymussel)	Lampsilis abrupta	Wherever found	\$48,000	\$0	\$48,000
		Mussel, oyster	Epioblasma capsaeformis	Wherever found; Except where listed as Experimental Populations	\$32,500	\$0	\$32,500

Locality	Group Name	Common Name	Scientific Name	Population	General Expenditures	Land Expenditures	Grand Total
		Pearlymussel, cracking	Hemistena lata	AL; Free-Flowing Reach of the Tennessee River below the Wilson Dam, Colbert and Lauderdale Counties, AL	\$135,500	\$0	\$135,500
		Pearlymussel, cracking	Hemistena lata	Wherever found; Except where listed as Experimental Populations	\$12,500	\$0	\$12,500
		Pearlymussel, slabside	Pleuonaia dolabelloides	Wherever found	\$20,000	\$0	\$20,000
	Clams subtotal				\$466,000	\$0	\$466,000
	Snails	Snail, painted snake coiled forest	Anguispira picta	Wherever found	\$400	\$0	\$400
	Snails subtotal				\$400	\$0	\$400
	Insects	Beetle, American burying	Nicrophorus americanus	Ex Pop, SW Missouri	\$1,800	\$0	\$1,800
		Butterfly, Mitchell's satyr	Neonympha mitchellii mitchellii	Wherever found	\$1,400	\$0	\$1,400
	Insects subtotal				\$3,200	\$0	\$3,200
	Arachnids	Spider, spruce-fir moss	Microhexura montivaga	Wherever found	\$500	\$0	\$500
	Arachnids subtotal				\$500	\$0	\$500
	Flowering Plants	Aster, Ruth's golden	Pityopsis ruthii	Wherever found	\$15,000	\$0	\$15,000
		Skullcap, large-flowered	Scutellaria montana	Wherever found	\$11,800	\$0	\$11,800
	Flowering Plants subtotal				\$26,800	\$0	\$26,800
Domestic subtotal					\$1,169,000	\$0	\$1,169,000
Total					\$1,169,000	\$0	\$1,169,000



## **Appendix C. Expenditures Reported by the States for FY 2016**

The following States reported expenditures for FY 2016:

Alabama  
Alaska  
Arizona  
Arkansas  
Florida  
Georgia  
Idaho  
Illinois  
Indiana  
Iowa  
Kentucky  
Maine  
Maryland  
Massachusetts  
Michigan  
Minnesota  
Mississippi  
Montana  
Nebraska  
New Jersey  
New Mexico  
New York  
North Carolina  
North Dakota  
Ohio  
Oklahoma  
Oregon  
Pennsylvania  
South Dakota  
Utah  
Vermont  
Washington  
West Virginia  
Wyoming

## Federal and State Endangered and Threatened Species Expenditures for \*FY\*

### State Fish and Wildlife Agencies

Group Name	Common Name	Scientific Name	General Expenditures	Land Expenditures
Mammals	Bat, gray -- Wherever found	Myotis grisescens	\$199,940	\$10,000
	Bat, Indiana -- Wherever found	Myotis sodalis	\$381,515	\$10,000
	Bat, lesser long-nosed -- Wherever found	Leptonycteris curasoae yerbabuena	\$12,000	\$0
	Bat, Northern long-eared -- Wherever found	Myotis septentrionalis	\$721,950	\$10,000
	Bat, Ozark big-eared -- Wherever found	Corynorhinus (=Plecotus) townsendii ingens	\$7,021	\$0
	Bat, Virginia big-eared -- Wherever found	Corynorhinus (=Plecotus) townsendii virginianus	\$25,675	\$0
	Bear, grizzly -- U.S.A., conterminous (lower 48) States, except where listed as an experimental population or delisted	Ursus arctos horribilis	\$130,000	\$0
	Bear, grizzly -- Bitterroot Ecosystem Recovery Zone Population	Ursus arctos horribilis	\$2,869,008	\$0
	Bear, Louisiana black - - Wherever found	Ursus americanus luteolus	\$60,000	\$0
	Bear, polar -- Wherever found	Ursus maritimus	\$39,000	\$0
	Bison, wood -- Wherever found	Bison bison athabasca	\$73,000	\$0
	Caribou, Woodland -- Selkirk Mountain population	Rangifer tarandus caribou	\$9,270	\$0
	Ferret, black-footed -- Wherever found, except where listed as an experimental population	Mustela nigripes	\$190,382	\$0

Group Name	Common Name	Scientific Name	General Expenditures	Land Expenditures
	Ferret, black-footed -- U.S.A. (WY and specified portions of AZ, CO, MT, SD, and UT, see 17.84(g)(9))	Mustela nigripes	\$296,400	\$0
	Jaguar -- Wherever found	Panthera onca	\$14,400	\$0
	Lynx, Canada -- Contiguous U.S. DPS	Lynx canadensis	\$82,617	\$0
	Manatee, West Indian - - Wherever found	Trichechus manatus	\$37,600	\$0
	Mouse, New Mexico meadow jumping -- Wherever found	Zapus hudsonius luteus	\$57,241	\$0
	Mouse, Preble's meadow jumping -- wherever found	Zapus hudsonius preblei	\$25,376	\$0
	Ocelot -- wherever found	Leopardus (=Felis) pardalis	\$6,000	\$0
	Otter, Northern Sea -- Southwest Alaska DPS	Enhydra lutris kenyoni	\$16,000	\$0
	Pocket gopher, Olympia -- Wherever found	Thomomys mazama pugetensis	\$15,000	\$0
	Pocket gopher, Roy Prairie -- Wherever found	Thomomys mazama glacialis	\$15,000	\$0
	Pocket gopher, Tenino -- Wherever found	Thomomys mazama tumuli	\$15,000	\$0
	Pocket gopher, Yelm -- Wherever found	Thomomys mazama yelmensis	\$15,000	\$0
	Prairie dog, Utah -- Wherever found	Cynomys parvidens	\$92,000	\$0
	Pronghorn, Sonoran -- U.S.A. (AZ), Mexico	Antilocapra americana sonoriensis	\$249,000	\$0
	Puma (=cougar), eastern -- Wherever found	Puma (=Felis) concolor cougar	\$1,500	\$0
	Rabbit, Columbia Basin Pygmy -- Columbia Basin DPS	Brachylagus idahoensis	\$100,100	\$0
	Squirrel, Carolina northern flying -- Wherever found	Glaucomys sabrinus coloratus	\$16,448	\$0
	Squirrel, Mount Graham red -- Wherever found	Tamiasciurus hudsonicus grahamensis	\$84,500	\$0

Group Name	Common Name	Scientific Name	General Expenditures	Land Expenditures
	Squirrel, Northern Idaho Ground -- Wherever found	Urocitellus brunneus	\$3,424	\$0
	Vole, Hualapai Mexican -- Wherever found	Microtus mexicanus hualpaiensis	\$1,500	\$0
	whale, beluga -- Cook Inlet DPS	Delphinapterus leucas	\$75,000	\$0
	Whale, killer -- Southern Resident DPS	Orcinus orca	\$14,697	\$0
	Whale, North Atlantic Right -- Wherever found	Eubalaena glacialis	\$48,000	\$0
	Wolf, gray -- U.S.A.: All of AL, AR, CA, CO, CT, DE, FL, GA, IA, IN, IL, KS, KY, LA, MA, MD, ME, MI, MO, MS, NC, ND, NE, NH, NJ, NV, NY, OH, OK, PA, RI, SC, SD, TN, TX, VA, VT, WI, and WV; and portions of AZ, NM, OR, UT, and WA. Mexico.	Canis lupus	\$465,974	\$244,000
	Wolf, gray -- WY, EXPN population	Canis lupus	\$12,705	\$0
	Wolf, Mexican -- U.S.A. (portions of AZ and NM)see 17.84(k)	Canis lupus baileyi	\$477,000	\$0
	Wolf, red -- U.S.A. (portions of NC and TN)	Canis rufus	\$36,029	\$0
Mammals subtotal			\$6,992,272	\$274,000
Birds	Bobwhite, masked (quail) -- Wherever found	Colinus virginianus ridgwayi	\$1,000	\$0
	Condor, California -- U.S.A. (specific portions of Arizona, Nevada, and Utah)	Gymnogyps californianus	\$244,000	\$0
	Crane, Mississippi sandhill -- Wherever found	Grus canadensis pulla	\$600	\$0
	Crane, whooping -- Wherever found, except where listed as an experimental population	Grus americana	\$11,499	\$0

Group Name	Common Name	Scientific Name	General Expenditures	Land Expenditures
	Crane, whooping -- U.S.A (Southwestern Louisiana)	Grus americana	\$400	\$0
	Cuckoo, yellow-billed -- Western U.S. DPS	Coccyzus americanus	\$17,100	\$0
	falcon, northern aplomado -- U.S.A (AZ, NM)	Falco femoralis septentrionalis	\$1,000	\$0
	Flycatcher, southwestern willow -- Wherever found	Empidonax traillii extimus	\$35,200	\$0
	Horned lark, streaked - - Wherever found	Eremophila alpestris strigata	\$10,000	\$0
	Knot, red -- Wherever found	Calidris canutus rufa	\$117,121	\$0
	Murrelet, marbled -- U.S.A. (CA, OR, WA)	Brachyramphus marmoratus	\$724,600	\$0
	Owl, Mexican spotted - - Wherever found	Strix occidentalis lucida	\$2,100	\$0
	Owl, northern spotted - - Wherever found	Strix occidentalis caurina	\$378,664	\$454,791
	Plover, piping -- [Great Lakes watershed DPS] - Great Lakes watershed in States of IL, IN, MI, MN, NY, OH, PA, and WI and Canada (Ont.)	Charadrius melodus	\$11,451	\$0
	Plover, piping -- [Atlantic Coast and Northern Great Plains populations] - Wherever found, except those areas where listed as endangered.	Charadrius melodus	\$440,196	\$0
	Plover, western snowy -- Pacific Coast population DPS-U.S.A. (CA, OR, WA), Mexico (within 50 miles of Pacific coast)	Charadrius alexandrinus nivosus	\$36,200	\$0
	Prairie-chicken, lesser - - Wherever found	Tympanuchus pallidicinctus	\$151,052	\$0
	Rail, Yuma clapper -- Wherever found	Rallus longirostris yumanensis	\$28,000	\$0
	sage-grouse, Gunnison -- Wherever found	Centrocercus minimus	\$32,000	\$0
	Stork, wood -- AL, FL, GA, MS, NC, SC	Mycteria americana	\$42,350	\$0

Group Name	Common Name	Scientific Name	General Expenditures	Land Expenditures
	Tern, least -- interior pop.	<i>Sterna antillarum</i>	\$61,896	\$0
	Tern, roseate -- northeast U.S. nesting pop.	<i>Sterna dougallii dougallii</i>	\$15,000	\$0
	Tern, roseate -- Western Hemisphere except NE U.S.	<i>Sterna dougallii dougallii</i>	\$29	\$0
	Vireo, Black-capped -- Wherever found	<i>Vireo atricapilla</i>	\$6,696	\$0
	Warbler, Kirtland's -- Wherever found	<i>Setophaga kirtlandii</i> (= <i>Dendroica kirtlandii</i> )	\$351,451	\$0
	Warbler (=wood), Bachman's -- Wherever found	<i>Vermivora bachmanii</i>	\$950	\$0
	Woodpecker, red-cockaded -- Wherever found	<i>Picoides borealis</i>	\$644,215	\$0
Birds subtotal			\$3,364,770	\$454,791
Reptiles	Alligator, American -- Wherever found	<i>Alligator mississippiensis</i>	\$125,087	\$0
	gartersnake, narrow-headed -- Wherever found	<i>Thamnophis rufipunctatus</i>	\$97,900	\$0
	gartersnake, northern Mexican -- Wherever found	<i>Thamnophis eques megalops</i>	\$119,250	\$0
	Rattlesnake, New Mexican ridge-nosed -- Wherever found	<i>Crotalus willardi obscurus</i>	\$500	\$0
	Sea turtle, green -- East Pacific DPS	<i>Chelonia mydas</i>	\$5,000	\$0
	Sea turtle, green -- North Atlantic DPS	<i>Chelonia mydas</i>	\$2,500	\$0
	Sea turtle, green -- South Atlantic DPS	<i>Chelonia mydas</i>	\$353,255	\$0
	Sea turtle, hawksbill -- Wherever found	<i>Eretmochelys imbricata</i>	\$13,950	\$0
	Sea turtle, Kemp's ridley -- Wherever found	<i>Lepidochelys kempii</i>	\$108,262	\$0
	Sea turtle, leatherback -- Wherever found	<i>Dermochelys coriacea</i>	\$25,650	\$0
	Sea turtle, loggerhead - Northwest Atlantic Ocean DPS	<i>Caretta caretta</i>	\$280,167	\$0

Group Name	Common Name	Scientific Name	General Expenditures	Land Expenditures
	Snake, black pine -- Wherever found	Pituophis melanoleucus lodingi	\$450	\$0
	Snake, copperbelly water -- Indiana north of 40 degrees north latitude, Michigan, Ohio	Nerodia erythrogaster neglecta	\$1,451	\$0
	Snake, eastern indigo - - Wherever found	Drymarchon corais couperi	\$150,000	\$2,000,000
	Tortoise, desert -- Wherever found, except AZ south and east of Colorado R., and Mexico	Gopherus agassizii	\$160,300	\$0
	Tortoise, gopher -- West of Mobile and Tombigbee Rivers	Gopherus polyphemus	\$11,334	\$0
	Turtle, Alabama red- bellied -- Wherever found	Pseudemys alabamensis	\$450	\$0
	turtle, bog -- Wherever found, except GA, NC, SC, TN, VA	Clemmys muhlenbergii	\$165,345	\$0
	turtle, bog -- U.S.A. (GA, NC, SC, TN, VA)	Clemmys muhlenbergii	\$80,562	\$0
	Turtle, Plymouth Redbelly -- Wherever found	Pseudemys rubriventris bangsi	\$13,000	\$0
	Turtle, ringed map -- Wherever found	Graptemys oculifera	\$5,000	\$0
	Turtle, yellow-blotched map -- Wherever found	Graptemys flavimaculata	\$5,000	\$0
Reptiles subtotal			\$1,724,413	\$2,000,000
Amphibians	Frog, Chiricahua leopard -- Wherever found	Rana chiricahuensis	\$337,460	\$0
	Frog, dusky gopher -- Wherever found	Rana sevosia	\$65,000	\$0
	Frog, Oregon spotted -- Wherever found	Rana pretiosa	\$28,300	\$0
	Hellbender, Ozark -- Wherever found	Cryptobranchus alleganiensis bishopi	\$8,200	\$0
	Salamander, Cheat Mountain -- Wherever found	Plethodon nettingi	\$6,753	\$0
	Salamander, frosted flatwoods -- Wherever found	Ambystoma cingulatum	\$30,000	\$0

Group Name	Common Name	Scientific Name	General Expenditures	Land Expenditures
	Salamander, Jemez Mountains -- Wherever found	Plethodon neomexicanus	\$900	\$0
	salamander, Reticulated flatwoods -- Wherever found	Ambystoma bishopi	\$20,000	\$0
	Salamander, Salado -- Wherever found	Eurycea chisholmensis	\$0	\$1,519,892
	Salamander, Sonora tiger -- Wherever found	Ambystoma tigrinum stebbinsi	\$77,500	\$0
	Toad, Wyoming -- Wherever found	Bufo hemiophrys baxteri	\$12,366	\$0
Amphibians subtotal			\$586,479	\$1,519,892
Fishes	Bocaccio -- Puget Sound - Georgia Basin DPS	Sebastes paucispinis	\$91,114	\$0
	Catfish, Yaqui -- Wherever found	Ictalurus pricei	\$2,000	\$0
	Cavefish, Ozark -- Wherever found	Amblyopsis rosae	\$5,571	\$0
	Chub, bonytail -- Wherever found	Gila elegans	\$281,500	\$0
	Chub, Borax Lake -- Wherever found	Gila boraxobius	\$8,000	\$0
	Chub, Chihuahua -- Wherever found	Gila nigrescens	\$7,761	\$0
	Chub, Gila -- Wherever found	Gila intermedia	\$80,627	\$0
	Chub, humpback -- Wherever found	Gila cypha	\$321,500	\$0
	Chub, Sonora -- Wherever found	Gila ditaenia	\$2,000	\$0
	Chub, spotfin -- Wherever found, except where listed as an experimental population	Erimonax monachus	\$6,729	\$0
	Chub, Virgin River -- Wherever found	Gila seminuda (=robusta)	\$459,500	\$0
	Chub, Yaqui -- Wherever found	Gila purpurea	\$1,000	\$0
	Dace, blackside -- Wherever found	Phoxinus cumberlandensis	\$1,300	\$0
	Dace, Foscett speckled -- Wherever found	Rhinichthys osculus ssp.	\$13,000	\$0



Group Name	Common Name	Scientific Name	General Expenditures	Land Expenditures
	Darter, amber -- Wherever found	Percina antesella	\$5,000	\$0
	Darter, bayou -- Wherever found	Etheostoma rubrum	\$450	\$0
	Darter, Cherokee -- Wherever found	Etheostoma scotti	\$5,000	\$40,000
	Darter, Cumberland -- Wherever found	Etheostoma susanae	\$800	\$0
	Darter, diamond -- Wherever found	Crystallaria cincotta	\$600	\$0
	Darter, Etowah -- Wherever found	Etheostoma etowahae	\$5,000	\$40,000
	Darter, goldline -- Wherever found	Percina aurolineata	\$5,000	\$0
	Darter, leopard -- Wherever found	Percina pantherina	\$21,111	\$0
	Darter, slackwater -- Wherever found	Etheostoma boschungii	\$17,259	\$0
	Darter, snail -- Wherever found	Percina tanasi	\$3,000	\$0
	Darter, yellowcheek -- Wherever found	Etheostoma moorei	\$400	\$0
	Eulachon -- Southern DPS	Thaleichthys pacificus	\$43,441	\$0
	Gambusia, Pecos -- Wherever found	Gambusia nobilis	\$8,910	\$0
	Logperch, Conasauga - - Wherever found	Percina jenkinsi	\$5,000	\$0
	Logperch, Roanoke -- Wherever found	Percina rex	\$41,790	\$0
	Madtom, Scioto -- Wherever found	Noturus trautmani	\$1,451	\$0
	Minnow, Devils River -- Wherever found	Dionda diaboli	\$23,030	\$0
	Minnow, loach -- Wherever found	Tiaroga cobitis	\$146,881	\$0
	Minnow, Rio Grande Silvery -- Wherever found, except where listed as an experimental population	Hybognathus amarus	\$8,969	\$0

Group Name	Common Name	Scientific Name	General Expenditures	Land Expenditures
	Pikeminnow (=squawfish), Colorado -- Wherever found, except where listed as an experimental population	Ptychocheilus lucius	\$500	\$0
	Pikeminnow (=squawfish), Colorado -- Salt and Verde R. drainages, AZ	Ptychocheilus lucius	\$175,000	\$0
	Pupfish, Comanche Springs -- Wherever found	Cyprinodon elegans	\$24,609	\$0
	Pupfish, desert -- Wherever found	Cyprinodon macularius	\$96,500	\$0
	rockfish, canary -- Puget Sound - Georgia Basin DPS	Sebastes pinniger	\$113,206	\$0
	rockfish, yelloweye -- Puget Sound - Georgia Basin DPS	Sebastes ruberrimus	\$121,452	\$0
	Salmon, Chinook -- Snake River fall-run ESU	Oncorhynchus (=Salmo) tshawytscha	\$1,800,652	\$0
	Salmon, Chinook -- Snake River spring/summer-run ESU	Oncorhynchus (=Salmo) tshawytscha	\$1,797,221	\$1,202,808
	Salmon, Chinook -- Puget Sound ESU	Oncorhynchus (=Salmo) tshawytscha	\$18,791,533	\$0
	Salmon, Chinook -- Lower Columbia River ESU	Oncorhynchus (=Salmo) tshawytscha	\$6,741,666	\$454,791
	Salmon, Chinook -- Upper Willamette River ESU	Oncorhynchus (=Salmo) tshawytscha	\$573,797	\$1,657,599
	Salmon, Chinook -- Upper Columbia spring-run ESU	Oncorhynchus (=Salmo) tshawytscha	\$5,729,352	\$0
	Salmon, chum -- Columbia River ESU	Oncorhynchus keta	\$2,578,450	\$0
	Salmon, chum -- Hood Canal summer-run ESU	Oncorhynchus keta	\$2,415,466	\$0
	Salmon, coho -- Central California Coast ESU	Oncorhynchus (=Salmo) kisutch	\$13,090	\$0

Group Name	Common Name	Scientific Name	General Expenditures	Land Expenditures
	Salmon, coho -- Southern Oregon - Northern California Coast ESU	Oncorhynchus (=Salmo) kisutch	\$38,090	\$0
	Salmon, coho -- Oregon Coast ESU	Oncorhynchus (=Salmo) kisutch	\$1,782,000	\$0
	Salmon, coho -- Lower Columbia River ESU	Oncorhynchus (=Salmo) kisutch	\$5,341,620	\$0
	Salmon, sockeye -- Snake River ESU	Oncorhynchus (=Salmo) nerka	\$1,300,950	\$0
	Salmon, sockeye -- Ozette Lake ESU	Oncorhynchus (=Salmo) nerka	\$1,167,419	\$0
	Sculpin, pygmy -- Wherever found	Cottus paulus (=pygmaeus)	\$1,667	\$0
	Shiner, Arkansas River -- Arkansas River Basin (AR, KS, NM, OK, TX)	Notropis girardi	\$9,091	\$0
	Shiner, beautiful -- Wherever found	Cyprinella formosa	\$500	\$0
	Shiner, blue -- Wherever found	Cyprinella caerulea	\$5,000	\$0
	Shiner, Cape Fear -- Wherever found	Notropis mekistocholas	\$104,540	\$0
	Shiner, Pecos bluntnose -- Wherever found	Notropis simus pecosensis	\$12,381	\$0
	Shiner, Topeka -- Wherever found, except where listed as an experimental population	Notropis topeka (=tristis)	\$13,500	\$0
	Silverside, Waccamaw -- Wherever found	Menidia extensa	\$3,172	\$0
	Spikedace -- Wherever found	Meda fulgida	\$169,443	\$0
	Spinedace, Little Colorado -- Wherever found	Lepidomeda vittata	\$500	\$0
	Steelhead -- California Central Valley DPS	Oncorhynchus (=Salmo) mykiss	\$13,090	\$0
	Steelhead -- Snake River Basin DPS	Oncorhynchus (=Salmo) mykiss	\$1,414,028	\$1,202,808
	Steelhead -- Central California Coast DPS	Oncorhynchus (=Salmo) mykiss	\$13,090	\$0
	Steelhead -- Lower Columbia River DPS	Oncorhynchus (=Salmo) mykiss	\$2,503,486	\$454,791

Group Name	Common Name	Scientific Name	General Expenditures	Land Expenditures
	Steelhead -- Southern California DPS	Oncorhynchus (=Salmo) mykiss	\$13,090	\$0
	Steelhead -- Upper Columbia River DPS	Oncorhynchus (=Salmo) mykiss	\$966,982	\$0
	Steelhead -- Upper Willamette River DPS	Oncorhynchus (=Salmo) mykiss	\$379,921	\$0
	Steelhead -- Middle Columbia River DPS	Oncorhynchus (=Salmo) mykiss	\$1,657,866	\$1,738,000
	Steelhead -- Puget Sound DPS	Oncorhynchus (=Salmo) mykiss	\$2,389,749	\$0
	Sturgeon, Alabama -- Wherever found	Scaphirhynchus suttkusi	\$12,025	\$0
	Sturgeon, Atlantic -- New York Bight DPS	Acipenser oxyrinchus oxyrinchus	\$81,000	\$0
	Sturgeon, Atlantic -- South Atlantic DPS	Acipenser oxyrinchus oxyrinchus	\$15,000	\$0
	sturgeon, green -- Southern DPS	Acipenser medirostris	\$18,094	\$0
	Sturgeon (Gulf subspecies), Atlantic -- Wherever found	Acipenser oxyrinchus (=oxyrhynchus) desotoi	\$471,146	\$0
	Sturgeon, pallid -- Wherever found	Scaphirhynchus albus	\$83,500	\$0
	Sturgeon, shortnose -- Wherever found	Acipenser brevirostrum	\$175,000	\$0
	Sturgeon, Shovelnose - - Wherever found	Scaphirhynchus platyrhynchus	\$7,000	\$0
	Sturgeon, white -- U.S.A. (ID, MT), Canada (B.C.), Kootenai R. system	Acipenser transmontanus	\$53,052	\$0
	Sucker, June -- Wherever found	Chasmistes liorus	\$615,000	\$0
	Sucker, Lost River -- Wherever found	Deltistes luxatus	\$15,000	\$0
	Sucker, Modoc -- Wherever found	Catostomus microps	\$8,000	\$0
	Sucker, razorback -- Wherever found	Xyrauchen texanus	\$514,500	\$0
	Sucker, shortnose -- Wherever found	Chasmistes brevirostris	\$15,000	\$0
	Sucker, Warner -- Wherever found	Catostomus warnerensis	\$30,000	\$0
	Sucker, Zuni bluehead -- Wherever found	Catostomus discobolus yarrowi	\$14,081	\$0

Group Name	Common Name	Scientific Name	General Expenditures	Land Expenditures
	Topminnow, Gila (incl. Yaqui) -- Wherever found	Poeciliopsis occidentalis	\$150,000	\$0
	Trout, Apache -- Wherever found	Oncorhynchus apache	\$90,500	\$0
	Trout, bull -- U.S.A., conterminous, lower 48 states	Salvelinus confluentus	\$1,939,799	\$0
	Trout, bull -- Clackamas River subbasin experimental population	Salvelinus confluentus	\$2,245,620	\$0
	Trout, Gila -- Wherever found	Oncorhynchus gilae	\$97,390	\$0
	Trout, Lahontan cutthroat -- Wherever found	Oncorhynchus clarkii henshawi	\$84,000	\$0
	Woundfin -- Wherever found, except where listed as an experimental population	Plagopterus argentissimus	\$462,500	\$0
Fishes subtotal			\$69,095,570	\$6,790,797
Clams	Bankclimber, purple (mussel) -- Wherever found	Elliptoideus sloatianus	\$5,000	\$0
	Bean, Cumberland (pearlymussel) -- Wherever found; Except where listed as Experimental Populations	Villosa trabalis	\$10,100	\$0
	Bean, rayed -- Wherever found	Villosa fabalis	\$8,951	\$0
	Blossom, tubercled (pearlymussel) -- AL; Free-Flowing Reach of the Tennessee River below the Wilson Dam, Colbert and Lauderdale Counties, AL	Epioblasma torulosa torulosa	\$100	\$0
	Blossom, turgid (pearlymussel) -- AL; Free-Flowing Reach of the Tennessee River below the Wilson Dam, Colbert and Lauderdale Counties, AL	Epioblasma turgidula	\$100	\$0

Group Name	Common Name	Scientific Name	General Expenditures	Land Expenditures
	Blossom, yellow (pearlymussel) -- AL; Free-Flowing Reach of the Tennessee River below the Wilson Dam, Colbert and Lauderdale Counties, AL	Epioblasma florentina florentina	\$100	\$0
	Catspaw, white (pearlymussel) -- Wherever found	Epioblasma obliquata perobliqua	\$1,451	\$0
	Clubshell -- Wherever found; Except where listed as Experimental Populations	Pleurobema clava	\$18,951	\$0
	Clubshell -- AL; Free-Flowing Reach of the Tennessee River below the Wilson Dam, Colbert and Lauderdale Counties, AL	Pleurobema clava	\$23,000	\$0
	Clubshell, black -- Wherever found	Pleurobema curtum	\$23,200	\$0
	Clubshell, ovate -- Wherever found	Pleurobema perovatum	\$2,950	\$0
	Clubshell, southern -- Wherever found	Pleurobema decisum	\$3,450	\$0
	Combshell, Cumberlandian -- Wherever found; Except where listed as Experimental Populations	Epioblasma brevidens	\$12,000	\$0
	Combshell, southern -- Wherever found	Epioblasma penita	\$1,450	\$0
	Combshell, upland -- Wherever found	Epioblasma metastriata	\$1,000	\$0
	Elktoe, Appalachian -- Wherever found	Alasmidonta raveneliana	\$157,074	\$0
	Elktoe, Cumberland -- Wherever found	Alasmidonta atropurpurea	\$12,000	\$0
	Fanshell -- Wherever found	Cyprogenia stegaria	\$7,251	\$0
	fatmucket, Arkansas -- Wherever found	Lampsilis powellii	\$1,100	\$0
	Heelsplitter, Alabama (=inflated) -- Wherever found	Potamilus inflatus	\$450	\$0
	Heelsplitter, Carolina -- Wherever found	Lasmigona decorata	\$103,948	\$0

Group Name	Common Name	Scientific Name	General Expenditures	Land Expenditures
	Higgins eye (pearly mussel) -- Wherever found	Lampsilis higginsii	\$17,500	\$0
	Kidneyshell, triangular - - Wherever found	Ptychobranthus greenii	\$2,000	\$0
	Lampmussel, Alabama -- AL; Free-Flowing Reach of the Tennessee River below the Wilson Dam, Colbert and Lauderdale Counties, AL	Lampsilis virescens	\$100	\$0
	Moccasinshell, Alabama -- Wherever found	Medionidus acutissimus	\$3,450	\$0
	Moccasinshell, Coosa - - Wherever found	Medionidus parvulus	\$500	\$0
	Moccasinshell, Gulf -- Wherever found	Medionidus penicillatus	\$2,500	\$0
	Moccasinshell, Ochlockonee -- Wherever found	Medionidus simpsonianus	\$500	\$0
	Monkeyface, Cumberland (pearly mussel) -- AL; Free-Flowing Reach of the Tennessee River below the Wilson Dam, Colbert and Lauderdale Counties, AL	Quadrula intermedia	\$100	\$0
	Mucket, pink (pearly mussel) -- Wherever found	Lampsilis abrupta	\$28,251	\$0
	Mussel, oyster -- AL; Free-Flowing Reach of the Tennessee River below the Wilson Dam, Colbert and Lauderdale Counties, AL	Epioblasma capsaeformis	\$100	\$0
	Mussel, scaleshell -- Wherever found	Leptodea leptodon	\$300	\$0
	Mussel, sheepsnose -- Wherever found	Plethobasus cyphus	\$10,251	\$0
	Mussel, snuffbox -- Wherever found	Epioblasma triquetra	\$10,501	\$0

Group Name	Common Name	Scientific Name	General Expenditures	Land Expenditures
	Pearlymussel, birdwing -- AL; Free-Flowing Reach of the Tennessee River below the Wilson Dam, Colbert, and Lauderdale Counties, AL	Lemiox rimosus	\$100	\$0
	Pearlymussel, cracking -- AL; Free-Flowing Reach of the Tennessee River below the Wilson Dam, Colbert and Lauderdale Counties, AL	Hemistena lata	\$100	\$0
	Pearlymussel, dromedary -- Wherever found; Except where listed as Experimental Populations	Dromus dromas	\$1,000	\$0
	Pearlymussel, dromedary -- AL; Free-Flowing Reach of the Tennessee River below the Wilson Dam, Colbert and Lauderdale Counties, AL	Dromus dromas	\$100	\$0
	Pearlymussel, littlewing -- Wherever found	Pegias fabula	\$10,000	\$0
	Pearlymussel, slabside -- Wherever found	Pleuroaia dolabelloides	\$450	\$0
	Pigtoe, flat -- Wherever found	Pleurobema marshalli	\$450	\$0
	Pigtoe, Georgia -- Wherever found	Pleurobema hanleyianum	\$3,000	\$0
	Pigtoe, oval -- Wherever found	Pleurobema pyriforme	\$4,000	\$0
	Pigtoe, rough -- Wherever found	Pleurobema plenum	\$4,800	\$0
	Pigtoe, southern -- Wherever found	Pleurobema georgianum	\$3,000	\$0
	Pimpleback, orangefoot (pearlymussel) -- Wherever found	Plethobasus cooperianus	\$5,000	\$0
	Pocketbook, fat -- Wherever found	Potamilus capax	\$8,000	\$0
	Pocketbook, finelined -- Wherever found	Lampsilis altilis	\$5,000	\$0
	Pocketbook, Ouachita rock -- Wherever found	Arkansia wheeleri	\$6,516	\$0



Group Name	Common Name	Scientific Name	General Expenditures	Land Expenditures
	Pocketbook, shinyrayed -- Wherever found	Lampsilis subangulata	\$4,000	\$0
	Pocketbook, speckled - - Wherever found	Lampsilis streckeri	\$8,400	\$0
	Purple cat's paw (=purple cat's paw pearlymussel) -- AL; Free-Flowing Reach of the Tennessee River below the Wilson Dam, Colbert and Lauderdale Counties, AL	Epioblasma obliquata obliquata	\$100	\$0
	Purple Cat's paw (=Purple Cat's paw pearlymussel) -- Wherever found; Except where listed as Experimental Populations	Epioblasma obliquata obliquata	\$21,451	\$0
	Rabbitsfoot -- Wherever found	Quadrula cylindrica cylindrica	\$3,901	\$0
	Riffleshell, northern -- Wherever found	Epioblasma torulosa rangiana	\$35,951	\$0
	Riffleshell, tan -- Wherever found	Epioblasma florentina walkeri (=E. walkeri)	\$12,000	\$0
	Ring pink (mussel) -- Wherever found	Obovaria retusa	\$2,000	\$0
	Spectaclecase (mussel) -- Wherever found	Cumberlandia monodonta	\$14,500	\$0
	Spinymussel, Altamaha -- Wherever found	Elliptio spinosa	\$1,000	\$0
	Spinymussel, James -- Wherever found	Pleurobema collina	\$8,272	\$0
	Spinymussel, Tar River -- Wherever found	Elliptio steinstansana	\$118,712	\$0
	Stirrupshell -- Wherever found	Quadrula stapes	\$450	\$0
	Threeridge, fat (mussel) -- Wherever found	Amblyma neislerii	\$4,000	\$0
	Wartyback, white (pearlymussel) -- Wherever found	Plethobasus cicatricosus	\$800	\$0
	Wedgemussel, dwarf -- Wherever found	Alasmidonta heterodon	\$164,450	\$0
Clams subtotal			\$921,182	\$0

Group Name	Common Name	Scientific Name	General Expenditures	Land Expenditures
Snails	Ambersnail, Kanab -- Wherever found	Oxyloma haydeni kanabensis	\$8,500	\$0
	Snail, Chittenango ovate amber -- Wherever found	Succinea chittenangoensis	\$1,800	\$0
	Snail, flat-spined three- toothed -- Wherever found	Triodopsis platysayoides	\$1,992	\$0
	Snail, Iowa Pleistocene -- Wherever found	Discus macclintocki	\$500	\$0
	Snail, Pecos assiminea -- Wherever found	Assiminea pecos	\$4,575	\$0
	Springsnail, Alamosa -- Wherever found	Tryonia alamosae	\$5,305	\$0
	Springsnail, Chupadera -- Wherever found	Pyrgulopsis chupaderae	\$4,480	\$0
	Springsnail, Koster's -- Wherever found	Juturnia kosteri	\$4,550	\$0
	springsnail, San Bernardino -- Wherever found	Pyrgulopsis bernardina	\$1,000	\$0
	Springsnail, Three Forks -- Wherever found	Pyrgulopsis trivialis	\$19,000	\$0
Snails subtotal			\$51,702	\$0
Insects	Beetle, American burying -- Wherever found, except where listed as an experimental population	Nicrophorus americanus	\$132,913	\$0
	Butterfly, Karner blue -- Wherever found	Lycaeides melissa samuelis	\$186,561	\$7,500
	Butterfly, Mitchell's satyr -- Wherever found	Neonympha mitchellii mitchellii	\$13,051	\$0
	Butterfly, Saint Francis' satyr -- Wherever found	Neonympha mitchellii francisci	\$29	\$0
	Checkerspot, Taylor's (=whulge) -- Wherever found	Euphydryas editha taylori	\$45,000	\$0
	Dragonfly, Hine's emerald -- Wherever found	Somatochlora hineana	\$100	\$0
	Skipper, Dakota -- Wherever found	Hesperia dacotae	\$31,497	\$0

Group Name	Common Name	Scientific Name	General Expenditures	Land Expenditures
	skipperling, Poweshiek -- Wherever found	Oarisma poweshiek	\$14,024	\$0
	Tiger beetle, Northeastern beach -- Wherever found	Cicindela dorsalis dorsalis	\$5,000	\$0
	Tiger beetle, Puritan -- Wherever found	Cicindela puritana	\$7,000	\$0
	Tiger beetle, Salt Creek -- Wherever found	Cicindela nevadica lincolniana	\$16,900	\$175,000
Insects subtotal			\$452,075	\$182,500
Crustaceans	Amphipod, Noel's -- Wherever found	Gammarus desperatus	\$4,350	\$0
	Isopod, Socorro -- Wherever found	Thermosphaeroma thermophilus	\$4,298	\$0
Crustaceans subtotal			\$8,648	\$0
Flowering Plants	Amaranth, seabeach -- Wherever found	Amaranthus pumilus	\$22,141	\$0
	Amphianthus, little -- Wherever found	Amphianthus pusillus	\$2,000	\$0
	Arrowhead, bunched -- Wherever found	Sagittaria fasciculata	\$19,314	\$0
	Aster, decurrent false -- Wherever found	Boltonia decurrens	\$100	\$0
	Aster, Florida golden -- Wherever found	Chrysopsis floridana	\$7,000	\$0
	Avens, spreading -- Wherever found	Geum radiatum	\$16,804	\$1,887
	Barbara's Buttons, Mohr's -- Wherever found	Marshallia mohrii	\$4,000	\$0
	Beargrass, Britton's -- Wherever found	Nolina brittoniana	\$2,500	\$0
	Beauty, Harper's -- Wherever found	Harperocallis flava	\$10,000	\$0
	Bellflower, Brooksville - - Wherever found	Campanula robinsiae	\$4,500	\$0
	Birds-in-a-nest, white -- Wherever found	Macbridea alba	\$3,000	\$0
	Bittercress, small-anthered -- Wherever found	Cardamine micranthera	\$15,984	\$0
	Bladderpod, Short's -- Wherever found	Physaria globosa	\$700	\$0

Group Name	Common Name	Scientific Name	General Expenditures	Land Expenditures
	Bladderpod, White Bluffs -- Wherever found	<i>Physaria douglasii</i> ssp. <i>tuplashensis</i>	\$700	\$0
	Blazingstar, Heller's -- Wherever found	<i>Liatris helleri</i>	\$16,014	\$0
	Blazingstar, scrub -- Wherever found	<i>Liatris ohlingerae</i>	\$6,500	\$0
	Blue-star, Kearney's -- Wherever found	<i>Amsonia kearneyana</i>	\$500	\$0
	Bluet, Roan Mountain - - Wherever found	<i>Hedyotis purpurea</i> var. <i>montana</i>	\$15,696	\$0
	Bonamia, Florida -- Wherever found	<i>Bonamia grandiflora</i>	\$2,000	\$0
	Brickell-bush, Florida -- Wherever found	<i>Brickellia mosieri</i>	\$3,500	\$0
	Buckwheat, scrub -- Wherever found	<i>Eriogonum longifolium</i> var. <i>gnaphalifolium</i>	\$2,500	\$0
	Buckwheat, Umtanum Desert -- Wherever found	<i>Eriogonum codium</i>	\$800	\$0
	Bulrush, Northeastern - - Wherever found	<i>Scirpus ancistrochaetus</i>	\$2,560	\$0
	Bush-clover, prairie -- Wherever found	<i>Lespedeza leptostachya</i>	\$6,700	\$0
	Butterfly plant, Colorado -- Wherever found	<i>Gaura neomexicana</i> var. <i>coloradensis</i>	\$300	\$0
	Butterwort, Godfrey's -- Wherever found	<i>Pinguicula ionantha</i>	\$6,500	\$0
	Cactus, Acuna -- Wherever found	<i>Echinomastus erectocentrus</i> var. <i>acunensis</i>	\$2,500	\$0
	Cactus, Arizona hedgehog -- Wherever found	<i>Echinocereus triglochidiatus</i> var. <i>arizonicus</i>	\$2,000	\$0
	Cactus, black lace -- Wherever found	<i>Echinocereus reichenbachii</i> var. <i>albertii</i>	\$39,341	\$0
	Cactus, Brady pincushion -- Wherever found	<i>Pediocactus bradyi</i>	\$2,500	\$0
	Cactus, Cochise pincushion -- Wherever found	<i>Coryphantha robbinsiorum</i>	\$500	\$0
	Cactus, Fickeisen plains -- Wherever found	<i>Pediocactus peeblesianus</i> <i>fickeiseniae</i>	\$2,000	\$0

Group Name	Common Name	Scientific Name	General Expenditures	Land Expenditures
	Cactus, Florida semaphore -- Wherever found	Consolea corallicola	\$700	\$0
	Cactus, Key tree -- Wherever found	Pilosocereus robinii	\$10,500	\$0
	Cactus, Nichol's Turk's head -- Wherever found	Echinocactus horzonthalonius var. nicholii	\$500	\$0
	Cactus, Peebles Navajo -- Wherever found	Pediocactus peeblesianus var. peeblesianus	\$2,000	\$0
	Cactus, Pima pineapple -- Wherever found	Coryphantha scheeri var. robustispina	\$3,500	\$0
	Cactus, Siler pincushion -- Wherever found	Pediocactus (=Echinocactus,=Utahia) sileri	\$1,500	\$0
	Campion, fringed -- Wherever found	Silene polypetala	\$7,800	\$0
	Catchfly, Spalding's -- Wherever found	Silene spaldingii	\$800	\$0
	Cat's-eye, Terlingua Creek -- Wherever found	Cryptantha crassipes	\$36,148	\$0
	Chaffseed, American -- Wherever found	Schwalbea americana	\$17,940	\$0
	Checker-mallow, Nelson's -- Wherever found	Sidalcea nelsoniana	\$1,400	\$0
	Checkermallow, Wenatchee Mountains -- Local Endemic	Sidalcea oregana var. calva	\$800	\$405,000
	Cliffrose, Arizona -- Wherever found	Purshia (=Cowania) subintegra	\$500	\$0
	Clover, running buffalo -- Wherever found	Trifolium stoloniferum	\$10,751	\$0
	Coneflower, smooth -- Wherever found	Echinacea laevigata	\$42,670	\$0
	Cycladenia, Jones -- Wherever found	Cycladenia humilis var. jonesii	\$500	\$0
	Desert-parsley, Bradshaw's -- Wherever found	Lomatium bradshawii	\$3,600	\$0
	Dropwort, Canby's -- Wherever found	Oxypolis canbyi	\$17,961	\$0
	Flax, Carter's small-flowered -- Wherever found	Linum carteri carteri	\$2,000	\$0

Group Name	Common Name	Scientific Name	General Expenditures	Land Expenditures
	Fleabane, Zuni -- Wherever found	Erigeron rhizomatus	\$500	\$0
	Fringe-tree, pygmy -- Wherever found	Chionanthus pygmaeus	\$4,000	\$0
	Gerardia, sandplain -- Wherever found	Agalinis acuta	\$19,500	\$0
	Goldenrod, Blue Ridge -- Wherever found	Solidago spithamaea	\$15,838	\$0
	Goldenrod, Short's -- Wherever found	Solidago shortii	\$1,000	\$0
	Gooseberry, Miccosukee -- Wherever found	Ribes echinellum	\$900	\$0
	Gourd, Okeechobee -- Wherever found	Cucurbita okeechobeensis ssp. okeechobeensis	\$3,000	\$0
	Grass, Tennessee yellow-eyed -- Wherever found	Xyris tennesseensis	\$2,000	\$0
	Harebells, Avon Park -- Wherever found	Crotalaria avonensis	\$1,900	\$0
	Harperella -- Wherever found	Ptilimnium nodosum	\$40,642	\$0
	Heartleaf, dwarf- flowered -- Wherever found	Hexastylis naniflora	\$84,297	\$0
	Heather, mountain golden -- Wherever found	Hudsonia montana	\$15,732	\$0
	Howellia, water -- Wherever found	Howellia aquatilis	\$349	\$0
	Hypericum, highlands scrub -- Wherever found	Hypericum cumulicola	\$8,500	\$0
	Irisette, white -- Wherever found	Sisyrinchium dichotomum	\$17,125	\$0
	Jacquemontia, beach -- Wherever found	Jacquemontia reclinata	\$6,500	\$0
	Joint-vetch, Sensitive -- Wherever found	Aeschynomene virginica	\$14,365	\$0
	ladies-tresses, Canelo Hills -- Wherever found	Spiranthes delitescens	\$1,500	\$0
	Ladies'-tresses, Ute -- Wherever found	Spiranthes diluvialis	\$533	\$0
	Lead-plant, Crenulate - - Wherever found	Amorpha crenulata	\$6,500	\$0

Group Name	Common Name	Scientific Name	General Expenditures	Land Expenditures
	Leather flower, Alabama -- Wherever found	Clematis socialis	\$2,000	\$0
	Lily, Minnesota dwarf trout -- Wherever found	Erythronium propullans	\$200	\$0
	Loosestrife, rough-leaved -- Wherever found	Lysimachia asperulaefolia	\$22,573	\$0
	Lousewort, Furbish -- Wherever found	Pedicularis furbishiae	\$3,000	\$0
	Lupine, Kincaid's -- Wherever found	Lupinus sulphureus ssp. kincaidii	\$1,400	\$0
	Lupine, scrub -- Wherever found	Lupinus aridorum	\$29,000	\$0
	mallow, Gierisch -- Wherever found	Sphaeralcea gierischii	\$1,500	\$0
	Meadowrue, Cooley's -- Wherever found	Thalictrum cooleyi	\$18,087	\$0
	Milkpea, Small's -- Wherever found	Galactia smallii	\$8,000	\$0
	Milk-vetch, Holmgren -- Wherever found	Astragalus holmgreniorum	\$1,500	\$0
	Milk-vetch, Jesup's -- Wherever found	Astragalus robbinsii var. jesupi	\$14,000	\$0
	Milk-vetch, Sentry -- Wherever found	Astragalus cremnophylax var. cremnophylax	\$1,000	\$0
	Milkweed, Mead's -- Wherever found	Asclepias meadii	\$4,100	\$0
	Milkweed, Welsh's -- Wherever found	Asclepias welshii	\$1,000	\$0
	Mint, Garrett's -- Wherever found	Dicerandra christmanii	\$3,500	\$0
	Mint, Lakela's -- Wherever found	Dicerandra immaculata	\$13,000	\$0
	Mint, longspurred -- Wherever found	Dicerandra cornutissima	\$200	\$0
	Mint, scrub -- Wherever found	Dicerandra frutescens	\$2,500	\$0
	Monkshood, northern wild -- Wherever found	Aconitum noveboracense	\$500	\$0
	Mustard, Carter's -- Wherever found	Warea carteri	\$3,500	\$0
	No common name -- Wherever found	Geocarpon minimum	\$2,100	\$0

Group Name	Common Name	Scientific Name	General Expenditures	Land Expenditures
	Orchid, eastern prairie fringed -- Wherever found	Platanthera leucophaea	\$6,000	\$0
	Orchid, western prairie fringed -- Wherever found	Platanthera praeclara	\$34,300	\$0
	paintbrush, golden -- Wherever found	Castilleja levisecta	\$800	\$0
	Pawpaw, beautiful -- Wherever found	Deeringothamnus pulchellus	\$200	\$0
	Pawpaw, four-petal -- Wherever found	Asimina tetramera	\$900	\$0
	Pawpaw, Rugel's -- Wherever found	Deeringothamnus rugelii	\$800	\$0
	Penstemon, blowout -- Wherever found	Penstemon haydenii	\$9,400	\$0
	Peppergrass, Slickspot --	Lepidium papilliferum	\$2,027	\$0
	Pigeon wings -- Wherever found	Clitoria fragrans	\$3,500	\$0
	Pinkroot, gentian -- Wherever found	Spigelia gentianoides	\$1,400	\$0
	Pink, swamp -- Wherever found	Helonias bullata	\$27,303	\$0
	Pitcher-plant, green -- Wherever found	Sarracenia oreophila	\$17,003	\$0
	Pitcher-plant, mountain sweet -- Wherever found	Sarracenia rubra ssp. jonesii	\$20,933	\$0
	Plum, scrub -- Wherever found	Prunus geniculata	\$5,000	\$0
	Pogonia, small whorled -- Wherever found	Isotria medeoloides	\$34,521	\$0
	Polygala, Lewton's -- Wherever found	Polygala lewtonii	\$7,500	\$0
	Polygala, tiny -- Wherever found	Polygala smallii	\$200	\$0
	Pondberry -- Wherever found	Lindera melissifolia	\$26,287	\$0
	Potato-bean, Price's -- Wherever found	Apios priceana	\$1,000	\$0
	Prickly-apple, aboriginal -- Wherever found	Harrisia (=Cereus) aboriginum (=gracilis)	\$200	\$0
	Prickly-apple, fragrant - - Wherever found	Cereus eriophorus var. fragrans	\$700	\$0



Group Name	Common Name	Scientific Name	General Expenditures	Land Expenditures
	Ragwort, San Francisco Peaks -- Wherever found	Packera franciscana	\$500	\$0
	Rattleweed, hairy -- Wherever found	Baptisia arachnifera	\$10,000	\$0
	Rhododendron, Chapman -- Wherever found	Rhododendron chapmanii	\$300	\$0
	Rockcress, Georgia -- Wherever found	Arabis georgiana	\$3,000	\$0
	Rose-mallow, Neches River -- Wherever found	Hibiscus dasycalyx	\$10,843	\$0
	Rosemary, Apalachicola -- Wherever found	Conradina glabra	\$12,000	\$0
	Rosemary, Etonia -- Wherever found	Conradina etonia	\$2,000	\$0
	Rosemary, short-leaved -- Wherever found	Conradina brevifolia	\$3,000	\$0
	Sandlace -- Wherever found	Polygonella myriophylla	\$2,500	\$0
	Seagrass, Johnson's -- Wherever found	Halophila johnsonii	\$200	\$0
	Sedge, golden -- Wherever found	Carex lutea	\$12,516	\$0
	Sedge, Navajo -- Wherever found	Carex specuicola	\$500	\$0
	Skullcap, Florida -- Wherever found	Scutellaria floridana	\$800	\$0
	Skullcap, large-flowered -- Wherever found	Scutellaria montana	\$5,000	\$0
	Snakeroot -- Wherever found	Eryngium cuneifolium	\$5,000	\$0
	Spiraea, Virginia -- Wherever found	Spiraea virginiana	\$32,679	\$0
	Spurge, deltoid -- Wherever found	Chamaesyce deltoidea ssp. deltoidea	\$2,500	\$0
	Spurge, Garber's -- Wherever found	Chamaesyce garberi	\$1,200	\$0
	Spurge, telephus -- Wherever found	Euphorbia telephioides	\$17,000	\$0
	Stickseed, showy -- Wherever found	Hackelia venusta	\$800	\$0

Group Name	Common Name	Scientific Name	General Expenditures	Land Expenditures
	Sumac, Michaux's -- Wherever found	Rhus michauxii	\$20,745	\$0
	Sunflower, Schweinitz's -- Wherever found	Helianthus schweinitzii	\$41,265	\$0
	Sunflower, whorled -- Wherever found	Helianthus verticillatus	\$6,000	\$0
	Thistle, Pitcher's -- Wherever found	Cirsium pitcheri	\$2,100	\$0
	Thoroughwort, Cape Sable -- Wherever found	Chromolaena frustrata	\$4,000	\$0
	Trillium, persistent -- Wherever found	Trillium persistens	\$6,000	\$0
	Trillium, relict -- Wherever found	Trillium reliquum	\$4,000	\$0
	Warea, wide-leaf -- Wherever found	Warea amplexifolia	\$46,500	\$0
	Water-umbel, Huachuca -- Wherever found	Lilaeopsis schaffneriana var. recurva	\$2,500	\$0
	Water-willow, Cooley's -- Wherever found	Justicia cooleyi	\$3,500	\$0
	Whitlow-wort, papery -- Wherever found	Paronychia chartacea	\$2,200	\$0
	Wireweed -- Wherever found	Polygonella basiramaia	\$1,500	\$0
	Ziziphus, Florida -- Wherever found	Ziziphus celata	\$34,000	\$0
Flowering Plants subtotal			\$1,256,687	\$406,887
Conifers and Cycads	Torreya, Florida -- Wherever found	Torreya taxifolia	\$8,000	\$0
Conifers and Cycads subtotal			\$8,000	\$0
Ferns and Allies	fern, Florida bristle -- Wherever found	Trichomanes punctatum ssp. floridanum	\$600	\$0
	Quillwort, black spored -- Wherever found	Isoetes melanospora	\$2,000	\$0
	Quillwort, mat-forming - - Wherever found	Isoetes tegetiformans	\$3,000	\$0
Ferns and Allies subtotal			\$5,600	\$0

Group Name	Common Name	Scientific Name	General Expenditures	Land Expenditures
Lichens	Cladonia, Florida perforate -- Wherever found	Cladonia perforata	\$4,000	\$0
	Lichen, rock gnome -- Wherever found	Gymnoderma lineare	\$15,760	\$0
Lichens subtotal			\$19,760	\$0
Multi-Species Expenditures			\$1,862,250	\$1,079,600
			\$86,349,408	\$12,708,467
Multi-Species Expenditures subtotal			\$1,862,250	\$1,079,600
Total			\$86,349,408	\$12,708,467