



Transitioning to Faculty Life: Survival Skills for Tenure, Promotion and Administration

UNT Graduate Student Workshop, Saturday, March 28, 2015, University of North Texas

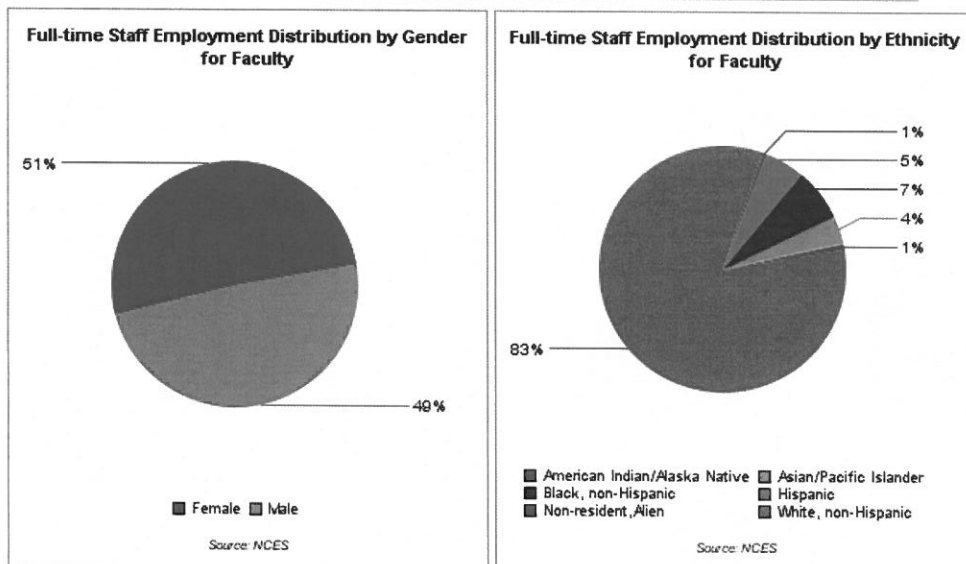
Candy M. Center, Dean of Academic Affairs, TCC Connect, Tarrant County College District

Staff Employment Distribution

Select Status: Select Occupation:

Full-Time Staff ▼

Faculty ▼



Faculty Roles and Responsibilities

Teaching, usually 15 or more hours per week

Average number of students ranges from 75 – 150 (*more than any other higher education sector*)

Curriculum development, including course syllabi


Evaluation of student performance and learning, creates strategies to ensure alignment with institutional student learning outcomes, documentation of student attendance, assignment of grades

Student Advising (academic and vocational curricula)

Committee service, participation in college governance

Community service

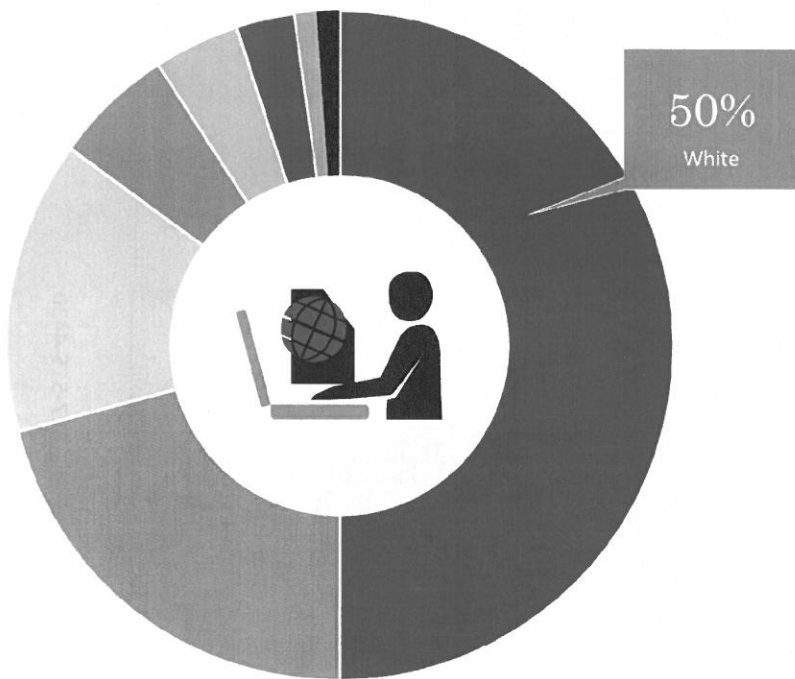
Professional development in discipline and related to teaching and learning



Enrollment at community colleges

Nearly half of all undergraduate students attend community colleges.

Community college for-credit student enrollment: fall 2013



Race-ethnicity

White	50%
Hispanic	21%
Black	14%
Asian/Pacific Islander	6%
Other/unknown	4%
Two or more races	3%
Native American	1%
Nonresident alien	1%

Source: AACC analysis of Integrated Postsecondary Education Data System (IPEDS) fall 2013 enrollment data, U.S. Department of Education, National Center for Education Statistics.

"Current Term Enrollment Estimates Fall 2014," National Student Clearinghouse Research Center (December 2014).



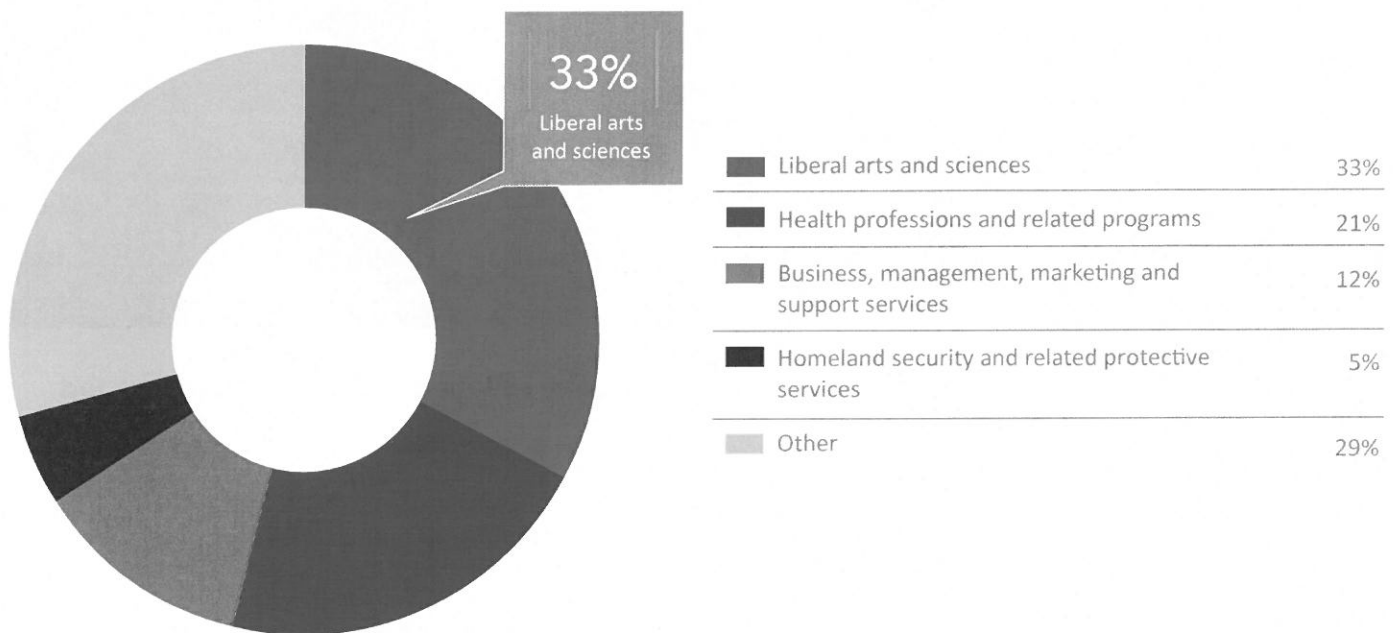
About 46 percent of all U.S. undergraduate students attend at community colleges. Enrollment at two-year institutions between fall 2013 and fall 2014 decreased by 3.5 percent. In fall 2013, approximately 7.4 million students attended two-year institutions for credit, with enrollment equally divided between whites and minority students. Of minorities, 21 percent were Hispanic; 14 percent African-American or black; 6 percent Asian, Native Hawaiian or other Pacific Islander; 3 percent of two or more races; and 1 percent Native Americans. For more student demographics, visit: <http://bit.ly/1iilfyR>.

For more information, contact Kent Phillippe, associate vice president for research and student success at the American Association of Community Colleges, at (202) 416-4505 or kphillippe@aacc.nche.edu, or Rahel Tekle, AACC's research associate, at (202) 416-4508 or rtekle@aacc.nche.edu

What are students majoring in?

Liberal arts and health professions are among the disciplines popular at community colleges.

Field of study at community colleges




Source: AACC analysis of "Associate's degrees conferred by postsecondary institutions, by sex of student and discipline division: 2001-02 through 2011-12," *Digest of Education Statistics*, retrieved date 6/23/2014.



In 2012, most associate degrees awarded at community colleges were in liberal arts and sciences, which comprised one third of all degrees (data was summarized into five major categories). Liberal arts and sciences degrees are most often used for transfer to four-year colleges. About 21 percent of the awards were in health professions. Of those, 40 percent were in nursing/registered nurses, 29 percent in health sciences, 21 percent in medical assisting and 11 percent in other. Business management, marketing and support services made up 12 percent of the total degrees. In the field of homeland security and related protective services — which represented 5 percent of awarded associate degrees — nearly 90 percent of the students majored in criminal justice and corrections.

For more information, contact Kent Phillippe, associate vice president for research and student success at the American Association of Community Colleges, at (202) 416-4505 or kphillippe@aacc.nche.edu, or Rahel Tekle, AACC research associate, at (202) 416-4508 or rtekle@aacc.nche.edu.



Adult learners. Military veterans. Non-English speakers. "Non-traditional" students make up the majority of community college attendees—and for good reason. As college prices rise in the United States, more people are choosing to attend community college. In fact, nearly half of all undergraduates attend community college. These open-access institutions serve a diverse student population with a diverse set of needs, and offer the flexibility and affordability to help put any person's educational and career goals in reach.

AACC's 2015 Fact Sheet provides a national look at community colleges, including enrollment and student demographic information.

What's New and Next

New, innovative initiatives are occurring in community colleges across the country to improve college completion rates. Educational pathways are being put in place to help for the seamless transition from K-12 to community college to 4-year institutions and beyond. Developmental education is being redesigned to ensure more students are prepared for college-level work—and more quickly. More community colleges also are partnering with industry to help prepare people for in-demand jobs. Whether someone is a recent high school graduate or a baby boomer looking to gain new skills, community colleges are designed to meet the needs of all who walk through their doors.



Pathways to Success

Partnering for Workforce Training - When General Electric moved a plant to Fort Worth, Texas, the company turned to Tarrant County College (TCC) to meet its job training needs. Thanks to a partnership with the local workforce investment board, TCC was able to get state funding to design and implement a training program to help the company find talent. TCC focused on job readiness, foundational skills, conventional manufacturing training, and CNC (computer numerical control) machining. TCC was able to place 86% of students into CNC jobs due to the training program.



Leading in Research - When it comes to scientific research, community college students not only hold their own, they can outperform peers at top universities. Three students from Tennessee's Volunteer State Community College took home the top prize in organic chemistry in a student competition at the Southeastern Regional Meeting of the American Chemical Society. They beat teams from 80 universities. Vol State is part of the Community College Undergraduate Research Initiative, a National Science Foundation-funded network led by Finger Lakes Community College in New York.



ABOUT AACC

Founded in 1920, the American Association of Community Colleges (AACC) is the primary advocacy organization for the nation's community colleges. The association represents more than 1,100 associate degree-granting institutions and more than 13 million students.

AACC is governed by a 32-member board of directors, elected for 3-year staggered terms.

DID YOU KNOW?



\$809 billion in income was added to the U.S. economy in 2012 by America's community colleges and their students.

Take a closer look at the work AACC does on behalf of its members.

Working for Community Colleges

Facilitating the 21st-Century Initiative - AACC is positioned to help the nation's community, junior, and technical colleges refocus their missions and redefine their roles to meet 21st-century education and employment needs with the release of the 21st-Century Implementation Guide. www.aacc21stCenturyCenter.org

Building Leadership Capacity - AACC provides exemplary professional development for current and up-and-coming community college leaders, growing the field and ensuring administrators are prepared. Visit "Events" on AACC's website for a complete listing of AACC meetings and seminars and to view other professional development opportunities for higher education professionals.

Maximizing Resources to Community Colleges - AACC supports legislation and member-driven efforts to create new incentives for institutions and their students to make student success and completion a priority. Collaboration with philanthropy, government at the federal and state levels, and the private sector drives these initiatives.

Keeping You Informed

AACC is the major publisher of books, monographs, and periodicals focused on community college events and issues. Through its *Community College Daily* online newspaper, *Community College Journal* magazine, DataPoints and other publications, AACC provides timely and insightful information to its members and the public.

AACC LEADERSHIP

Walter G. Bumphus
President and CEO

2014-2015 Board Chair
Kenneth Atwater
President, Hillsborough Community College, FL

2015-2016 Board Chair-Elect
Charlene Dukes
President, Prince George's Community College, MD

JOIN THE CONVERSATION



YouTube

flickr

One Dupont Circle NW, Suite 410
Washington, DC 20036
202-728-0200

For a complete directory of departments and staff, go online and click on "About AACC."

Learn more at
www.aacc.nche.edu



Providing Needed Resources

Thank You Members – AACC supports the valuable work of 90% of America’s community, technical, and junior colleges. Your support of the activities and programs of the association is greatly appreciated and will help AACC to continue to provide the services you find so valuable.

Preparing Community College Leaders – About 75% of community college CEOs participating in an AACC survey plan to retire within the next 10 years, with another 15% eyeing retirement in 11-15 years. To stem the oncoming leadership gap, AACC’s Leadership Suite offers professional development opportunities for community college leaders looking to advance their career to a higher level at their college and to keep current on coming trends. More information about AACC’s programming can be found at www.aacc.nche.edu/leadersuitsuite.

Expand Your Job Search – AACC’s Career Center maintains an active list of jobs at community colleges across the United States. Search positions or post openings on your campus. Visit <http://bit.ly/1ixvITn>.

Community College Trends and Statistics – AACC is a source for data and research that members can use in fundraising and advocacy. Find information about student enrollment and degree attainment, CEO salary survey results, and the vital role community colleges play in their communities at www.aacc.nche.edu/CCStats.

21st Century Center – Along with the unveiling of *Empowering Community Colleges To Build the Nation’s Future: An Implementation Guide*, AACC has created the 21st Century Center, a resource for community colleges to enhance their efforts and share promising practices as they redesign students’ educational experiences, reinvent institutional roles, and reset the system so it better promotes student success. www.aacc21stCenturyCenter.org.

DID YOU KNOW?



Famous alumni of community colleges include director George Lucas, author Amy Tan, and former U.S. Surgeon General Richard Carmona.

AACC 2015 Budget

Revenue

Membership	43%
Grants and Contracts	31%
Other Revenue	16%
Convention (net)	5%
Publications	4%
Seminars and Workshops	1%

Expenditures

Grants and Contracts	31%
Policy Development and Advocacy	15%
Publications	6%
Communications and Public Relations	5%
Research	5%
Workforce and Economic Development	4%
Leadership Development	3%
Academic and Student Affairs	2%
International Services	2%
Diversity and Inclusion	1%
Member Support Services	1%

2015 Operating Budget

\$16.5 million

General and Administrative	17%
Web and Technical Services	7%
Fundraising	1%

Number and type of colleges¹

Public – 992
 Independent – 96
 Tribal – 35



Total number of community colleges

Headcount enrollment (Fall 2013)²

Program Type	#	%	Attendance	#	%
Credit ²	7.4M	60%	Part-time ²	4.5M	61%
Noncredit ³	5.0M	40%	Full-time ²	2.9M	39%
Total	12.4M	100%			

Estimated change Fall 2013–Fall 2014: -3.5%.⁴


Student demographics of students enrolled for credit

Age ⁵	%	Gender ²	%	Ethnicity ²	%
Average	28	Women	57%	White	50%
Median	24	Men	43%	Hispanic	21%
≤21	37%			Black	14%
22-39	49%			Asian/Pacific Islander	6%
40+	14%			Native American	1%
				2 or more races	3%
				Other/Unknown	4%
				Nonresident Alien	1%

Other student demographics⁵

First generation to attend college – 36%
 Single parent – 17%
 Non-U.S. citizens – 7%
 Veterans – 4%
 Students with disabilities – 12%

Representation of community college students among undergraduates (Fall 2013)²




Employment status (2011-2012)⁵

Full-time students employed full time – 22%
 Full-time students employed part time – 40%
 Part-time students employed full time – 41%
 Part-time students employed part time – 32%

Student financial aid (2011-2012)⁵

% of students applying



% of students receiving

Any aid – 58%
 Federal grants – 38%
 Federal loans – 19%
 State aid – 12%
 Institutional aid – 13%

% of federal aid received by community colleges (2013-2014)⁶

Pell Grants – 33%
 Federal Work Study – 16%
 Federal Supplemental Educational Opportunity Grants – 21%

Average annual tuition and fees (2014-2015)⁷

Community colleges (public, in district) – \$3,347
 4-year colleges (public, in state) – \$9,139

Degrees and certificates awarded (2012-2013)⁸



Bachelor's degrees awarded by 72 public and 53 independent colleges^{1,8}

Community college revenues by source: (2012-13)⁹

Sources	Revenue	%
Tuition	\$16,577,852,062	28.9%
Federal	\$8,680,742,281	15.1%
State	\$16,339,614,827	28.5%
Local	\$10,245,908,080	17.8%
Other	\$5,662,806,240	9.9%
Total	\$57,506,923,490	100.0%

Community colleges with on campus housing¹⁰



Source

¹ AACC membership database, January 2015.
² NCES. (2014). IPEDS Fall 2013 Enrollment Survey [AACC analysis].
³ AACC membership database, 2015 [AACC analysis].
⁴ NSC (2014). Estimates provided in NSC (2014) Term Enrollment Estimates Fall 2014.
⁵ NCES. (2014). 2011-12 National Postsecondary Student Aid Study (NPSAS: 12) [AACC analysis].

⁶ College Board. (2014). Trends in Student Aid: 2014.
⁷ College Board. (2014). Trends in College Pricing: 2014.
⁸ NCES. (2014). IPEDS 2013 Completion Survey [AACC analysis].
⁹ NCES. (2014). IPEDS 2012-13 Finance Survey [AACC analysis].
¹⁰ NCES. (2014). IPEDS 2013 Institutional Characteristics Survey [AACC analysis].