

---

# Online Degree Audit: Frequently Asked Questions

---

## What is an online degree audit?

- An online degree audit lists all students degree requirements in a graphically friendly output referred to as the “interactive audit.” With few exceptions, the information being present is identical to the information viewed by your college and school academic advisors daily. The online degree audit is a great tool for helping you stay on track for graduation and to prepare for advising appointments. For undecided students, the online degree audit allows users to run “what if” degree audits for all the majors across campus to help explore degree options.

## What if I have no major information listed in “*Degree Audit?*”

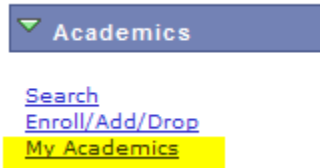
- If no major information exists in “*My Major Degree/s*” it is important that you contact your academic dean’s academic advising office for assistance as this is an indicator that your major declaration may need to be reviewed or you simply need to have a degree audit created. In both cases, the problem can be easily resolved by contacting your academic advisor.

## What if my Degree Audit and UNT Major are not the same?

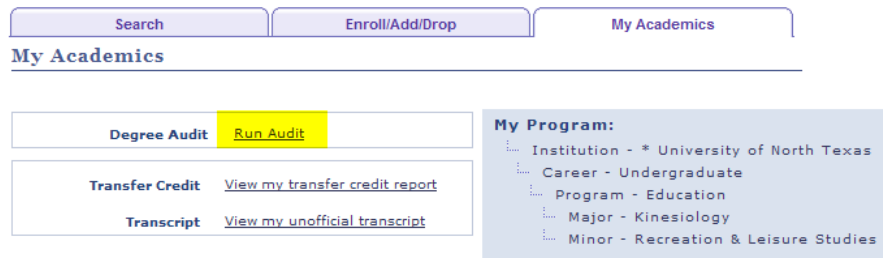
- Your official university major can be viewed in your Student Center under “My Academics”. If your UNT major is not correct you can contact your academic advising office for information about how to officially change your major. Your Degree Audit is generated through a separate degree audit system and should correspond to your official UNT major. Depending on when you changed your official UNT major during a semester, your degree audit and UNT major may not match for a short period of time.

## How do I run an online degree audit?

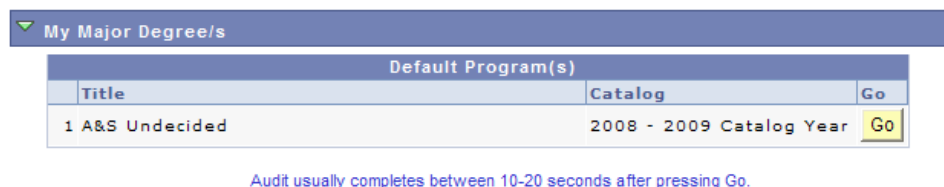
- Go to your Student Center at my.unt.edu and select “My Academics” under the Academic Menu.



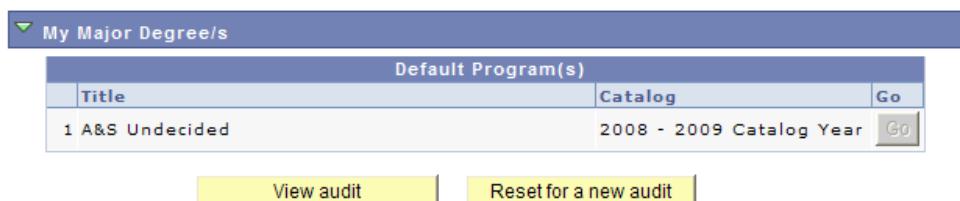
- Under My Academics you will be able to view you UNT “My Program”, which displays your official major and associated minor. The My Academics page also displays a link to your Degree Audit. Select “**Run Audit.**”



- The online degree audit request page will display all major degree programs that exist within the university degree audit system. Note that the page defaults to the **Degree Audit** panel on the page. Select **Go** to the right of the degree/major to submit a new degree audit.



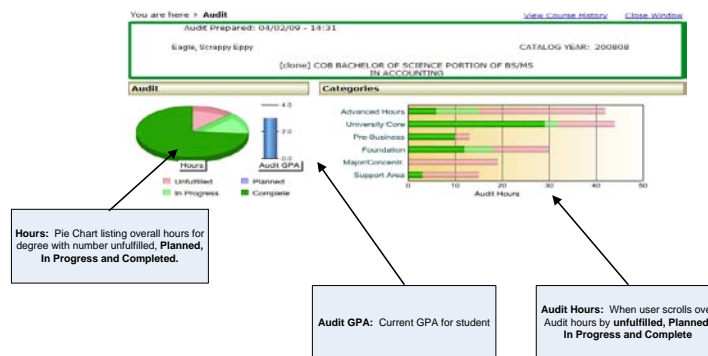
- After your online degree audit completes running the **Go** button will turn grey. Select the new **View audit** button to review the degree audit output.



- Additional degree audits can be run by selecting the **Reset for another audit** button. After this button is selected the **Go** button will become available and a new audit can be submitted.

## How Do I Read My Online Degree Audit Results?

- The online degree audit results will display in a new internet browser window. The first noticeable item in the online degree audit output is the graphical chart display at the top of the audit. The charts display required hour information, GPA totals and progress towards degree completion in specified categories.



- Below the online degree audit graphs are options for “**What If**” planning and general audit results. The first item within the audit results is a legend that lists the various “**Audit Marks**” for degree requirements.

### **What-If Course Planning**

Open All Sections Close All Sections

The section below allows you to Plan courses for your Interactive Audit. These “What-If” courses are for planning purposes only; they will not show up on an official degree audit produced by your college or department.

\*\*\* AT LEAST ONE REQUIREMENT IS NOT YET SATISFIED \*\*\*

LEGEND - DESCRIPTION OF GRADES AND OTHER AUDIT VALUES

- Audit Marks are found within the expanded online degree audit legend. To expand the legend on any requirements select the **▶** next to the item.

**AUDIT MARKS FOR DEGREE REQUIREMENTS**

- ✓ 'OK'  
REQUIREMENT IS COMPLETE
- ✗ 'NO'  
REQUIREMENT IS NOT COMPLETE
- IP ✓ 'IP'  
REQUIREMENT WILL BE COMPLETE WHEN THE LISTED REGISTERED OR ENROLLED COURSES ARE COMPLETED
- PL ✓ 'PL'  
REQUIREMENT WOULD BE COMPLETE IF 'PLANNED' COURSES (FROM COURSE CART) WERE COMPLETED
- + SUB-REQUIREMENT IS COMPLETE
- SUB-REQUIREMENT IS NOT COMPLETE
- ~ SUB-REQUIREMENT WOULD BE COMPLETE IF 'PLANNED' COURSES (FROM COURSE CART) WERE COMPLETED

- Users can also select [Open All Sections](#) [Close All Sections](#) to view each online degree audit requirement (the default is all requirements closed).
- The Audit Marks are noted by each requirement and are intended to give you a quick view of requirements that are complete, not complete or are in progress.

**'What-If' Course Planning**

[Open All Sections](#)
[Close All Sections](#)

[Printer Friendly](#)

The section below allows you to Plan courses for your Interactive Audit. These "What-If" courses are for planning purposes only: they will not show up on an official degree audit produced by your college or department.

Courses that you want to Plan may not be offered in a given term - check the UNT Schedule of Classes for course availability. Course pre-requisites must also be followed.

If you add, modify or delete What-If/Planned courses, you will have to run a new audit to see the results.

No courses in cart

<b>Total</b>	0.0
--------------	-----

Course to add:

---

Update year/terms of all courses

---

**REMINDER:** You must run a new audit after any What-If/Planned course changes to see the results.

\*\*\* AT LEAST ONE REQUIREMENT IS NOT YET SATISFIED \*\*\*

LEGEND - DESCRIPTION OF GRADES AND OTHER AUDIT VALUES

- ▶ ✓ THIS CATALOG REMAINS VALID THROUGH AUGUST 2016. IF YOU DO NOT EXPECT TO COMPLETE THESE REQUIREMENTS BY THIS DATE, SEE YOUR ADVISOR IMMEDIATELY FOR INFORMATION ON CATALOG OPTIONS.
- ▶ \*\*\*\*\* ADVISING PROCESS NOT COMPLETE \*\*\*\*\*  
\*\*\*\*\* AUDIT NOT YET OFFICIAL \*\*\*\*\*
- ▶ **AT THIS TIME, YOUR ADVISOR HAS NOT YET INDICATED THAT YOUR ACADEMIC RECORD (INCLUDING ANY TRANSFER AND NON-TRADITIONAL CREDIT) HAS BEEN FULLY EVALUATED.**
- ▶ **AS A RESULT, YOUR AUDIT SHOULD NOT BE CONSIDERED OFFICIAL UNTIL YOU RECEIVE A COPY WITHOUT THIS WARNING MESSAGE. IF YOU HAVE QUESTIONS, PLEASE CONTACT YOUR ADVISOR.**
- ▶ \*\*\*\*\* SENIORS: GRADUATION/ADVISING NOTICE \*\*\*\*\*
- ▶ ✓ COLLEGE OF BUSINESS REQUIREMENTS FOR DEGREE -- UNT GPA
- ▶ ✓ UNIVERSITY REQUIREMENTS FOR DEGREE -- GPA (ALL COURSES)
- ▶ ✗ UNIVERSITY REQTS FOR DEGREE -- ADVANCED HOURS (OVERALL)
- ▶ ✗ UNIVERSITY REQTS FOR DEGREE -- ADVANCED HOURS (UNT)
- ▶ ✗ BS/MS (ACCOUNTING) DEGREE REQUIREMENTS -- TOTAL HOURS UNDERGRADUATE PORTION -- COMPLETION OF AT LEAST 114 SEMESTER HOURS

## What Are “What If/Planned” Courses?

- The “What If/Planned Courses” section of the online degree audit allows you to submit courses you anticipate completing in coming terms through the online degree audit. It is important to note that “What If/Planned” course scenarios are for planning purposes only. Results do not show up on an official degree audit produced by a college or department for official advising appointments.
- **EXAMPLE:** A student may be required to take ENGL 2700 (Technical Writing) and the requirement is currently not complete.

### **X TECHNICAL WRITING (PRE-BUSINESS-ACCOUNTING) 3 HRS GRADE OF C OR BETTER REQUIRED**

- 1) *TECHNICAL WRITING*  
NEEDS: 3.0 HOURS  
SELECT FROM: [ENGL 2700,2702](#)

- A student can select (click on) ENGL 2700 from the “Select From” list under the online degree audit requirement of TECHNICAL WRITING. A new window will appear that lists the course from the “Select From” list and also display the course to be added to the student course cart. Select .

**Would you like to add the following course to your Course Cart?**

ENGL2700

#### **TECHNICAL WRITING**

2700 (2311). Technical Writing. 3 hours. Expository writing, especially for science, pre-engineering and business students. May be substituted for ENGL 1320 in some programs; students should consult advisers in their majors

- The course will appear in the “What-If/Planned” Course Planning Section of the DARwin Interactive Audit.


**'What-If' Course Planning**

The section below allows you to Plan courses for your Interactive Audit. These "What-If" courses are for planning purposes only; they will not show up on an official degree audit produced by your college or department.


Courses that you want to Plan may not be offered in a given term - check the UNT Schedule of Classes for course availability. Course pre-requisites must also be followed.

If you add, modify or delete What-If/Planned courses, you will have to run a new audit to see the results.

Course	Term	Credit	Grade
<input type="checkbox"/> ENGL2700	Spring 2009	3.0	PL
<b>Total</b>		<b>3.0</b>	

- Rerun the online degree audit to see results. The course should now be displayed as a Planned Courser, .

### How do I do a “What If Search”?

- On the Degree Audit page select the **What If Search** tab at the top of the page.
- Using the  select the College, Degree, Major and Catalog Year options. You must use the search options. Do not enter values “free form”.



Advanced What If Search

College Degree Major Catalog Year

CS BA SOCIOLOGY 200808

Selected DARS Degree Program Catalog

BA Sociology 2008 - 2009 Catalog Year

Submit Audit

- Select **Submit Audit** to view DARwin Interactive Audit results.
- To select a different “What If”, click on any of the search options and choose a new value. This will reset the screen for a new request.