

# Gallup Engagement Survey 2017

Level 1	Level 2	Level 3	Level 4	Level 5	Level 6	Level 7	
Entire Institution	Office of the President - Smatresk	Advancement Services-Gen - ...					
			Advancement Services-Gen - Moran				
		Athletics-Gen - Baker					
		Div of Student Affairs - With	Career & Leadership-Gen - Naegeli		Career Center - Vinson		
				CCAMPIS - Mckinney		Health & Wellness-Gen - Vo...	
			Div of Student Affairs - Armitage		Dining Services - McNeace Jr		
					Housing-Admin - Vanacore		
						Housing-Admin - Fairchild Jr	
							Housing-Custodial - Bell Sr
							Housing-Custodial - Thompson
					Union Admin - Reif		
						Union Admin - Flores	
				Student Affairs-Gen - McGuire			
			Provost-Gen - Graves	Business-Dean's Off - Wiley		Accounting - Seetharaman	
					Management - Taylor III		
					Mktng & Logistics - Randall		
		CAS-Dean's Off-Gen - Holdeman			Anthropology - Henry		
					Biological Sciences - Goven III		
					CAS-Dean's Off-Gen - Christi...		
					CAS-Dean's Off-Gen - Schaake		
				Chemistry - Richmond			

Level 1	Level 2	Level 3	Level 4	Level 5	Level 6	Level 7
Entire Institution	Office of the President - Smatresk	Provost-Gen - Graves	CAS-Dean's Off-Gen - Holdeman	Dance & Theatre - Garcia Jr		
				English - Upchurch		
				History - Tanner		
				Mathematics - Conley		
				Media Arts - Martin		
				Physics - Monticino		
					Physics - Littler	
				Political Science - Eshbaugh-...		
				Psychology - Campbell		
				Spanish - Manickam		
				Technical Communication - ...		
				World Lang, Lit, & Cultures - ...		
			CMHT-Gen - Forney			
				CMHT-Gen - Knight		
				Hospitality & Tourism - Ken...		
			College of Music-Gen - Richmond			
				Instrumental Studies - Holt		
				Music Hist, Thry, & Ethnomus...		
			CVAD-Dean's Off - Watts			
				CVAD-Dean's Off - Ligon		
					Art Education & Art History ...	
					Design - Mohr	
				Studio Art - Jessup		
			Education-Dean's Off - Combes			
					Counseling & Higher Educati...	
					Educational Psychology - Ta...	
					Education-Student Advising ...	
					Kinesiology, Hlth Promo, & Re...	
					Teacher Education & Admin ...	

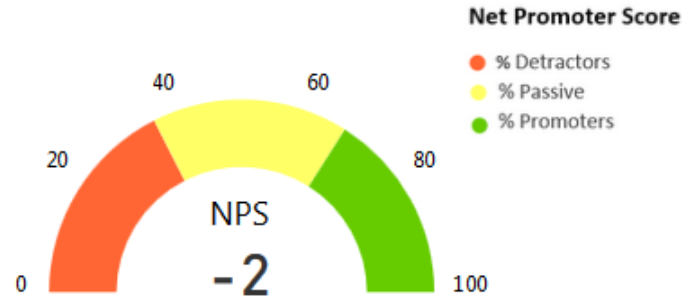
Level 1	Level 2	Level 3	Level 4	Level 5	Level 6	Level 7
Entire Institution	Office of the President - Smatresk	Provost-Gen - Graves	Engineering-Dean's Off - Tsatsoulis			
				Computer Science & Engine...		
				Engineering Technology - Ba...		
			Information-Dean's Off - Kinshuk			
				Learning Technologies - Nor...		
				Library & Information Scienc...		
			International Affairs-Gen - Shenbe...			
				International Affairs-Gen - Fl...		
			PACS-Dean's Off-Gen - Evenson			
				Behavior Analysis - Rosales-...		
				Criminal Justice - Fritsch		
				Disability & Addiction Reha...		
				PACS-Dean's Off-Gen - Dash		
				Speech & Hearing Sciences - ...		
			Provost-Gen - Vestal			
				Mayborn Sch of Journal-Gen ...		
				University Library-Gen - Halb...		
				University Library-Gen - Bran...		
				University Library-Gen - Parks		
				University Library-Gen - Phill...		
	University Library-Gen - Ven...					
TAMS-Dean's Off - de Oliveira						
Vice Provost Acad Affairs-Gen - Cr...						
	Learn Enhanc Assess & Rede...					

Level 1	Level 2	Level 3	Level 4	Level 5	Level 6	Level 7			
Entire Institution	Office of the President - Smatresk	Univ Relations Com & Mktng-...	Printing & Distribution Solut - Con...						
			Univ Relations Com & Mktng-Gen ...						
				Univ Relations Com & Mktng...					
				Univ Relations Com & Mktng...					
		Vice President Enroll Mgmt - ...							
			Admissions-Gen - Lothringer						
			Financial Aid - Deleon						
				Financial Aid - Thompson					
			Financial Aid - Turney						
			Registrar - McCreary						
		VP Finance & Admin - Brown Jr							
			Budget & Analytics-Gen - Cotton						
			Facilities-Gen - Reynolds						
				Facilities-Gen - Bailey					
				Facilities-Gen - Crocker					
					Facilities-Gen - Stippec				Facilities-Gen - McCormick
				Facilities-Gen - Taylor					Facilities-Gen - Barkenhagen
			Facilities-Gen - Liscano						
			Police Services - Reynolds						
				Police Services - Bergstrom					
				Police Services - Owen					
			Risk Mgmt Services-Gen - Welch						
		University Information Service - Cl...							
			Administrative IT Services - J...						
		VP Rsrch & Economic Dev - M...							
			Grants & Contracts Admin - Krhovj...						

# Gallup Engagement Survey 2017 Level 1

## Level 1

■ Entire Institution



1836

### Respondents

This is the greatest number of respondents on any one question

3.73

### Grand Mean

This represents the unit's overall engagement on a scale of 1-5

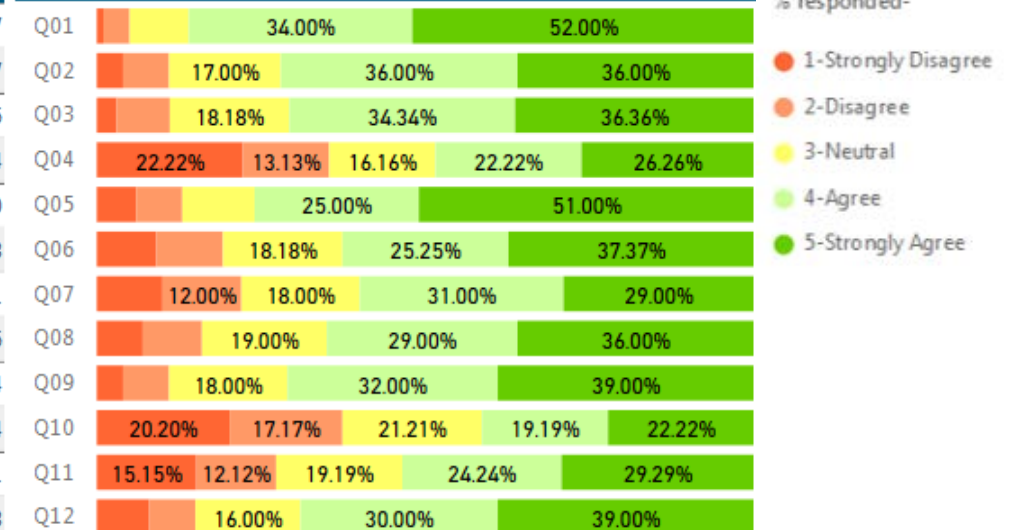
27

### Percentile - Education Services Benchmark

This represents the unit percentile ranking compared to the Gallup education services database

QuestionID	Question Short	Mean	Size	Gallup percentile
Q01	Know what's expected	4.32	1834	37
Q02	Materials and equipment	3.94	1834	37
Q03	Opportunity to do best	3.92	1832	36
Q04	Recognition*	3.17	1787	24
Q05	Cares about me	4.10	1822	40
Q06	Development	3.71	1812	33
Q07	Opinions Count	3.56	1819	31
Q08	Mission/Purpose	3.77	1818	26
Q09	Committed to quality	3.97	1822	34
Q10	Best friend	3.06	1718	14
Q11	Progress	3.40	1745	21
Q12	Learn and Grow	3.86	1782	33

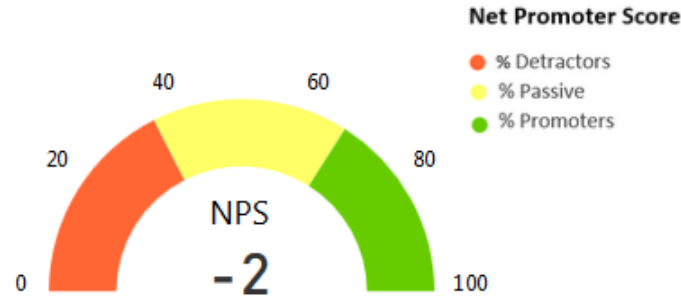
### Frequency Distribution



# Gallup Engagement Survey 2017 Level 2

## Level 2

Office of the President - Smatresk



1836

### Respondents

This is the greatest number of respondents on any one question

3.73

### Grand Mean

This represents the unit's overall engagement on a scale of 1-5

27

### Percentile - Education Services Benchmark

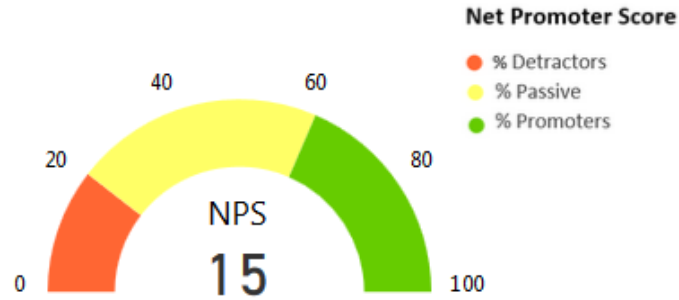
This represents the unit percentile ranking compared to the Gallup education services database

QuestionID	Question Short	Mean	Size	Gallup percentile	Frequency Distribution	% responded-
Q01	Know what's expected	4.32	1834	37	34.00% 52.00%	
Q02	Materials and equipment	3.94	1834	37	17.00% 36.00% 36.00%	● 1-Strongly Disagree
Q03	Opportunity to do best	3.92	1832	36	18.18% 34.34% 36.36%	● 2-Disagree
Q04	Recognition*	3.17	1787	24	22.22% 13.13% 16.16% 22.22% 26.26%	● 3-Neutral
Q05	Cares about me	4.10	1822	40	25.00% 51.00%	● 4-Agree
Q06	Development	3.71	1812	33	18.18% 25.25% 37.37%	● 5-Strongly Agree
Q07	Opinions Count	3.56	1819	31	12.00% 18.00% 31.00% 29.00%	
Q08	Mission/Purpose	3.77	1818	26	19.00% 29.00% 36.00%	
Q09	Committed to quality	3.97	1822	34	18.00% 32.00% 39.00%	
Q10	Best friend	3.06	1718	14	20.20% 17.17% 21.21% 19.19% 22.22%	
Q11	Progress	3.40	1745	21	15.15% 12.12% 19.19% 24.24% 29.29%	
Q12	Learn and Grow	3.86	1782	33	16.00% 30.00% 39.00%	

# Gallup Engagement Survey 2017 Level 3

## Level 3

- Advancement Services-Gen - Wolf
- Athletics-Gen - Baker
- Div of Student Affairs - With
- Provost-Gen - Graves
- Univ Relations Com & Mktng-Gen - Leliaert
- Vice President Enroll Mgmt - Goodman
- VP Finance & Admin - Brown Jr
- VP Rsrch & Economic Dev - McCoy



**33** Respondents

This is the greatest number of respondents on any one question

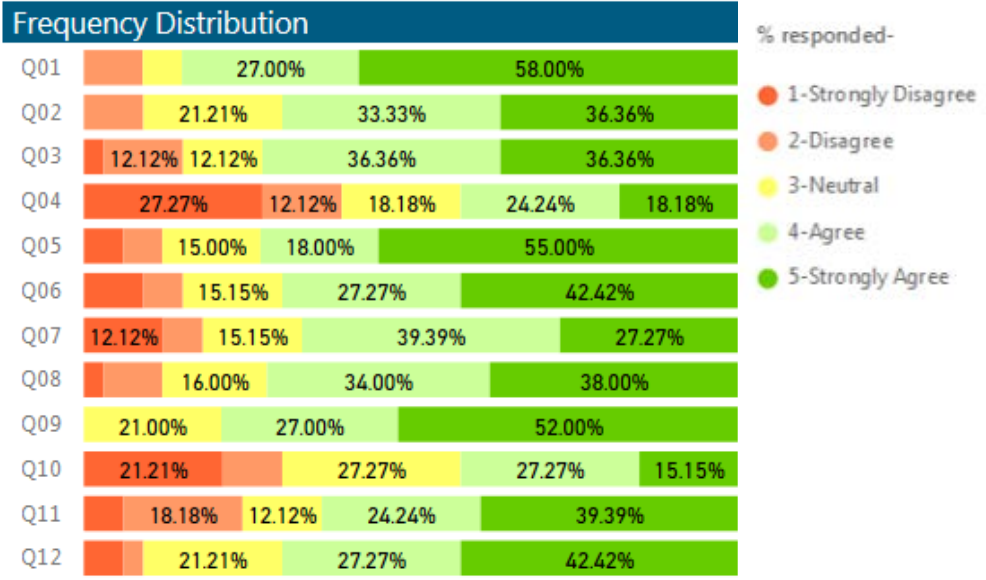
**3.81** Grand Mean

This represents the unit's overall engagement on a scale of 1-5

**35** Percentile - Education Services Benchmark

This represents the unit percentile ranking compared to the Gallup education services database

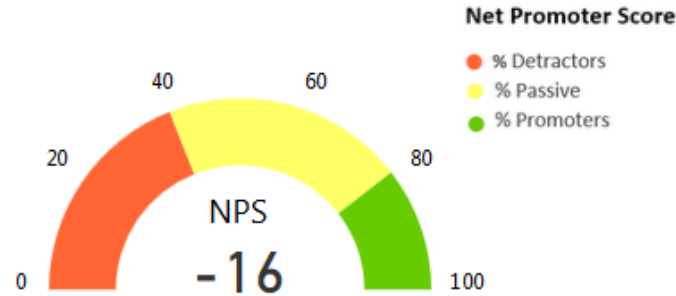
QuestionID	Question Short	Mean	Size	Gallup percentile
Q01	Know what's expected	4.33	33	37
Q02	Materials and equipment	3.97	33	39
Q03	Opportunity to do best	3.91	33	35
Q04	Recognition*	2.94	33	16
Q05	Cares about me	4.09	33	39
Q06	Development	3.88	33	43
Q07	Opinions Count	3.64	33	36
Q08	Mission/Purpose	3.94	32	35
Q09	Committed to quality	4.30	33	59
Q10	Best friend	3.06	33	14
Q11	Progress	3.73	33	32
Q12	Learn and Grow	3.97	33	39



# Gallup Engagement Survey 2017 Level 3

## Level 3

- Advancement Services-Gen - Wolf
- Athletics-Gen - Baker
- Div of Student Affairs - With
- Provost-Gen - Graves
- Univ Relations Com & Mktng-Gen - Leliaert
- Vice President Enroll Mgmt - Goodman
- VP Finance & Admin - Brown Jr
- VP Rsrch & Economic Dev - McCoy



**37** Respondents

This is the greatest number of respondents on any one question

**3.52** Grand Mean

This represents the unit's overall engagement on a scale of 1-5

**12** Percentile - Education Services Benchmark

This represents the unit percentile ranking compared to the Gallup education services database

QuestionID	Question Short	Mean	Size	Gallup percentile
Q01	Know what's expected	4.11	37	20
Q02	Materials and equipment	3.68	37	23
Q03	Opportunity to do best	4.14	37	50
Q04	Recognition*	2.86	35	14
Q05	Cares about me	3.86	37	28
Q06	Development	3.59	37	27
Q07	Opinions Count	3.51	37	28
Q08	Mission/Purpose	3.46	35	14
Q09	Committed to quality	3.81	36	25
Q10	Best friend	2.83	35	8
Q11	Progress	2.90	31	9
Q12	Learn and Grow	3.47	32	16

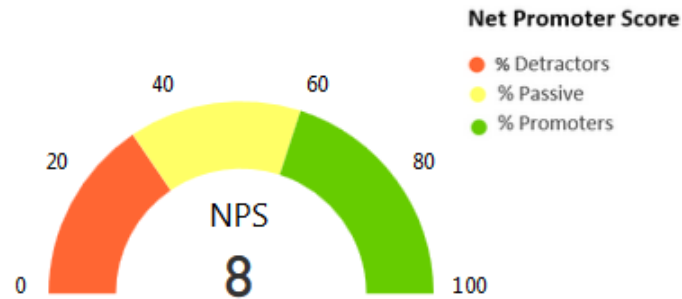
QuestionID	Frequency Distribution	% responded-
Q01	35.00% 46.00%	
Q02	16.00% 16.00% 41.00% 24.00%	● 1-Strongly Disagree
Q03	38.00% 43.00%	● 2-Disagree
Q04	23.00% 23.00% 17.00% 20.00% 17.00%	● 3-Neutral
Q05	19.00% 16.00% 24.00% 41.00%	● 4-Agree
Q06	14.00% 27.00% 24.00% 30.00%	● 5-Strongly Agree
Q07	19.00% 32.00% 27.00% 22.00%	
Q08	26.00% 34.00% 20.00%	
Q09	28.00% 28.00% 33.00%	
Q10	31.31% 34.34% 14.14% 17.17%	
Q11	19.00% 13.00% 35.00% 23.00%	
Q12	13.00% 28.00% 22.00% 28.00%	



# Gallup Engagement Survey 2017 Level 3

## Level 3

- Advancement Services-Gen - Wolf
- Athletics-Gen - Baker
- Div of Student Affairs - With
- Provost-Gen - Graves
- Univ Relations Com & Mktng-Gen - Leliaert
- Vice President Enroll Mgmt - Goodman
- VP Finance & Admin - Brown Jr
- VP Rsrch & Economic Dev - McCoy

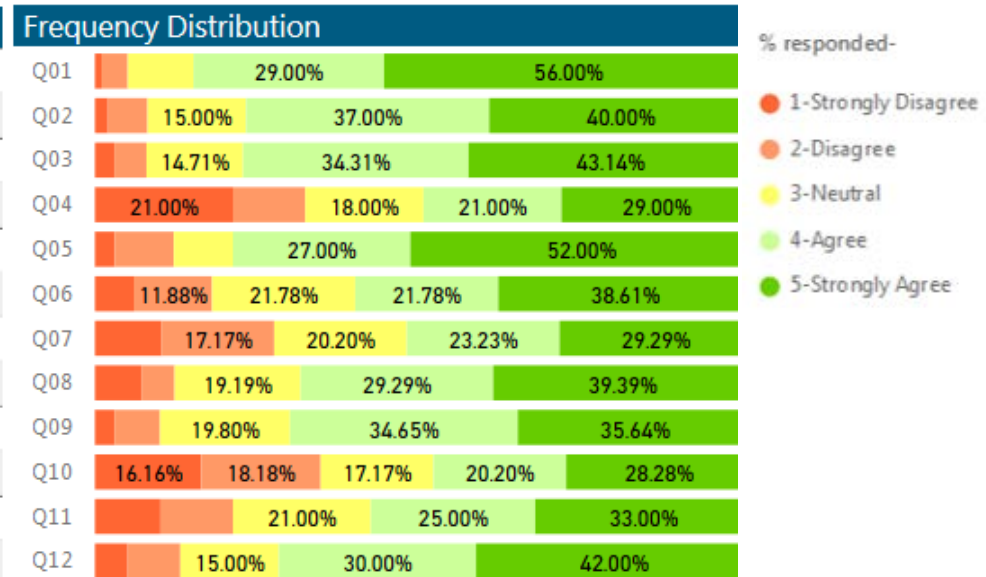


**194** Respondents  
This is the greatest number of respondents on any one question

**3.82** Grand Mean  
This represents the unit's overall engagement on a scale of 1-5

**36** Percentile - Education Services Benchmark  
This represents the unit percentile ranking compared to the Gallup education services database

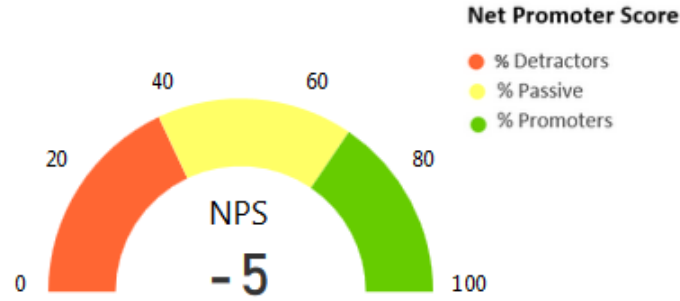
QuestionID	Question Short	Mean	Size	Gallup percentile
Q01	Know what's expected	4.36	194	38
Q02	Materials and equipment	4.09	194	47
Q03	Opportunity to do best	4.12	193	48
Q04	Recognition*	3.27	194	28
Q05	Cares about me	4.16	191	43
Q06	Development	3.76	192	35
Q07	Opinions Count	3.44	192	27
Q08	Mission/Purpose	3.87	191	32
Q09	Committed to quality	3.93	194	32
Q10	Best friend	3.26	183	20
Q11	Progress	3.61	187	28
Q12	Learn and Grow	3.95	187	37



# Gallup Engagement Survey 2017 Level 3

## Level 3

- Advancement Services-Gen - Wolf
- Athletics-Gen - Baker
- Div of Student Affairs - With
- Provost-Gen - Graves
- Univ Relations Com & Mktng-Gen - Leliaert
- Vice President Enroll Mgmt - Goodman
- VP Finance & Admin - Brown Jr
- VP Rsrch & Economic Dev - McCoy



**11...** Respondents

This is the greatest number of respondents on any one question

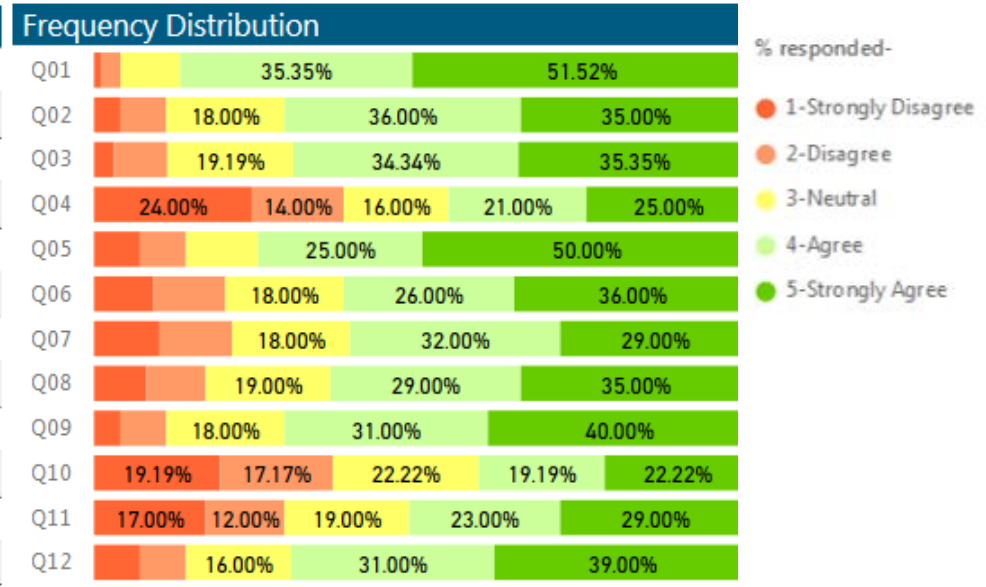
**3.71** Grand Mean

This represents the unit's overall engagement on a scale of 1-5

**25** Percentile - Education Services Benchmark

This represents the unit percentile ranking compared to the Gallup education services database

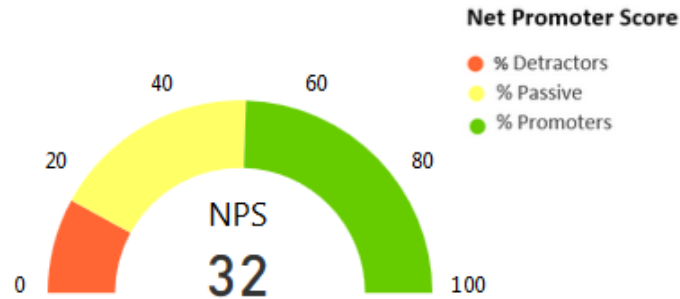
QuestionID	Question Short	Mean	Size	Gallup percentile
Q01	Know what's expected	4.32	1153	37
Q02	Materials and equipment	3.91	1154	36
Q03	Opportunity to do best	3.89	1152	35
Q04	Recognition*	3.10	1112	21
Q05	Cares about me	4.05	1144	38
Q06	Development	3.69	1135	32
Q07	Opinions Count	3.60	1141	33
Q08	Mission/Purpose	3.74	1143	24
Q09	Committed to quality	3.96	1144	34
Q10	Best friend	3.07	1080	14
Q11	Progress	3.34	1095	19
Q12	Learn and Grow	3.88	1123	34



# Gallup Engagement Survey 2017 Level 3

## Level 3

- Advancement Services-Gen - Wolf
- Athletics-Gen - Baker
- Div of Student Affairs - With
- Provost-Gen - Graves
- Univ Relations Com & Mktng-Gen - Leliaert
- Vice President Enroll Mgmt - Goodman
- VP Finance & Admin - Brown Jr
- VP Rsrch & Economic Dev - McCoy



**68**

### Respondents

This is the greatest number of respondents on any one question

**4.07**

### Grand Mean

This represents the unit's overall engagement on a scale of 1-5

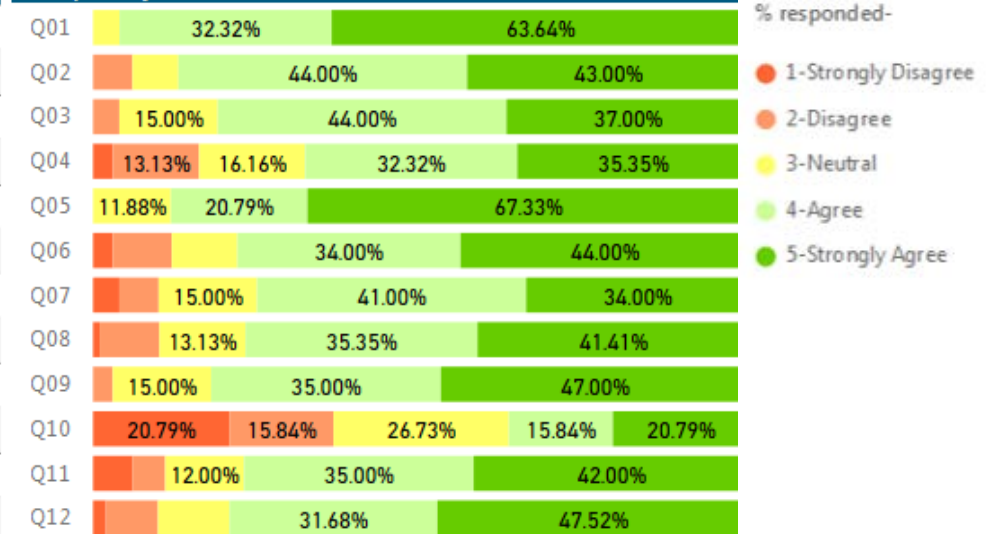
**63**

### Percentile - Education Services Benchmark

This represents the unit percentile ranking compared to the Gallup education services database

QuestionID	Question Short	Mean	Size	Gallup percentile
Q01	Know what's expected	4.59	68	61
Q02	Materials and equipment	4.24	68	58
Q03	Opportunity to do best	4.13	68	49
Q04	Recognition*	3.84	68	54
Q05	Cares about me	4.56	68	70
Q06	Development	4.07	68	53
Q07	Opinions Count	3.94	68	53
Q08	Mission/Purpose	4.06	68	44
Q09	Committed to quality	4.26	68	56
Q10	Best friend	3.00	63	12
Q11	Progress	4.03	66	47
Q12	Learn and Grow	4.17	65	50

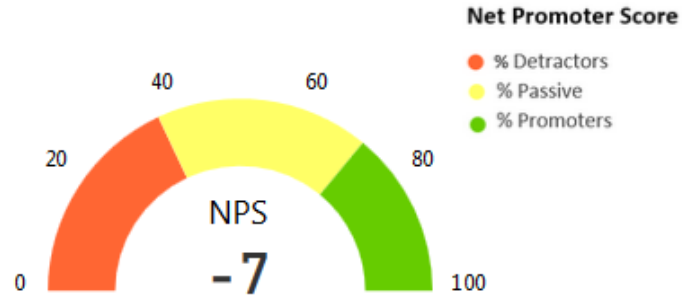
### Frequency Distribution



# Gallup Engagement Survey 2017 Level 3

## Level 3

- Advancement Services-Gen - Wolf
- Athletics-Gen - Baker
- Div of Student Affairs - With
- Provost-Gen - Graves
- Univ Relations Com & Mktng-Gen - Leliaert
- Vice President Enroll Mgmt - Goodman
- VP Finance & Admin - Brown Jr
- VP Rsrch & Economic Dev - McCoy



95

### Respondents

This is the greatest number of respondents on any one question

3.66

### Grand Mean

This represents the unit's overall engagement on a scale of 1-5

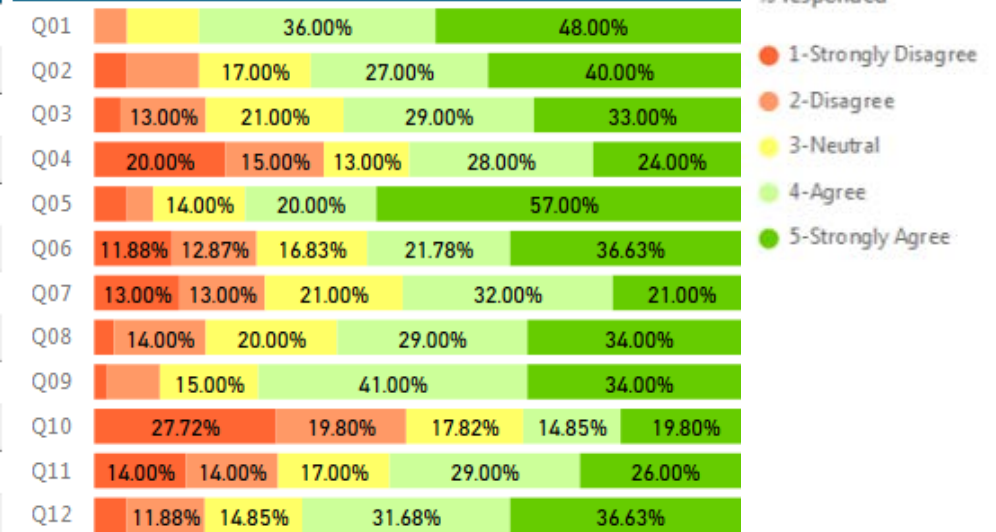
21

### Percentile - Education Services Benchmark

This represents the unit percentile ranking compared to the Gallup education services database

QuestionID	Question Short	Mean	Size	Gallup percentile
Q01	Know what's expected	4.27	95	31
Q02	Materials and equipment	3.86	95	33
Q03	Opportunity to do best	3.74	95	25
Q04	Recognition*	3.21	94	25
Q05	Cares about me	4.19	95	46
Q06	Development	3.60	95	27
Q07	Opinions Count	3.36	94	21
Q08	Mission/Purpose	3.77	95	26
Q09	Committed to quality	3.96	95	34
Q10	Best friend	2.79	87	7
Q11	Progress	3.39	93	20
Q12	Learn and Grow	3.83	95	32

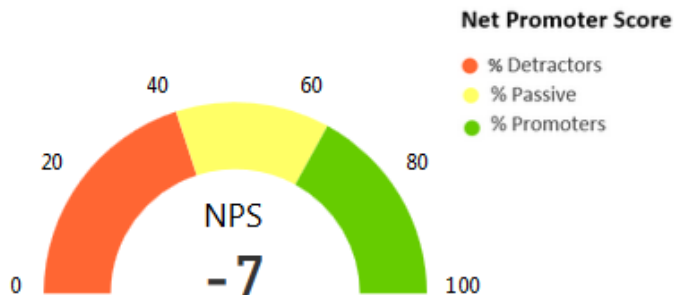
### Frequency Distribution



# Gallup Engagement Survey 2017 Level 3

## Level 3

- Advancement Services-Gen - Wolf
- Athletics-Gen - Baker
- Div of Student Affairs - With
- Provost-Gen - Graves
- Univ Relations Com & Mktng-Gen - Leliaert
- Vice President Enroll Mgmt - Goodman
- VP Finance & Admin - Brown Jr
- VP Rsrch & Economic Dev - McCoy



211

### Respondents

This is the greatest number of respondents on any one question

3.66

### Grand Mean

This represents the unit's overall engagement on a scale of 1-5

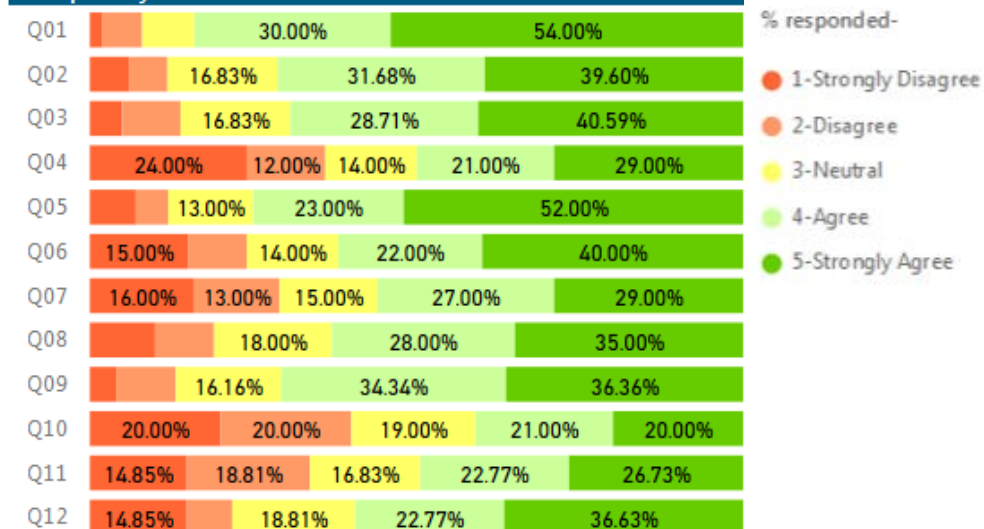
21

### Percentile - Education Services Benchmark

This represents the unit percentile ranking compared to the Gallup education services database

QuestionID	Question Short	Mean	Size	Gallup percentile
Q01	Know what's expected	4.29	210	33
Q02	Materials and equipment	3.93	209	36
Q03	Opportunity to do best	3.91	210	35
Q04	Recognition*	3.20	207	25
Q05	Cares about me	4.09	210	39
Q06	Development	3.63	208	29
Q07	Opinions Count	3.40	210	24
Q08	Mission/Purpose	3.70	210	23
Q09	Committed to quality	3.88	208	30
Q10	Best friend	3.02	197	13
Q11	Progress	3.29	199	17
Q12	Learn and Grow	3.60	204	21

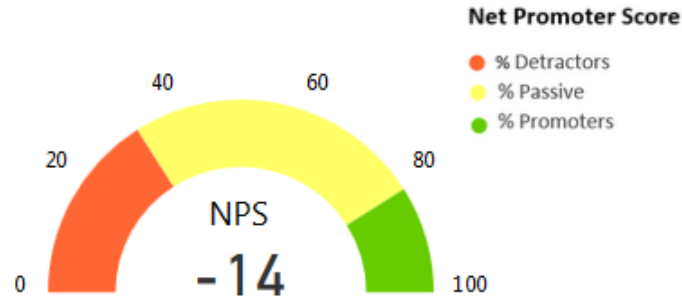
### Frequency Distribution



# Gallup Engagement Survey 2017 Level 3

## Level 3

- Advancement Services-Gen - Wolf
- Athletics-Gen - Baker
- Div of Student Affairs - With
- Provost-Gen - Graves
- Univ Relations Com & Mktng-Gen - Leliaert
- Vice President Enroll Mgmt - Goodman
- VP Finance & Admin - Brown Jr
- VP Rsrch & Economic Dev - McCoy



**22**

### Respondents

This is the greatest number of respondents on any one question

**3.94**

### Grand Mean

This represents the unit's overall engagement on a scale of 1-5

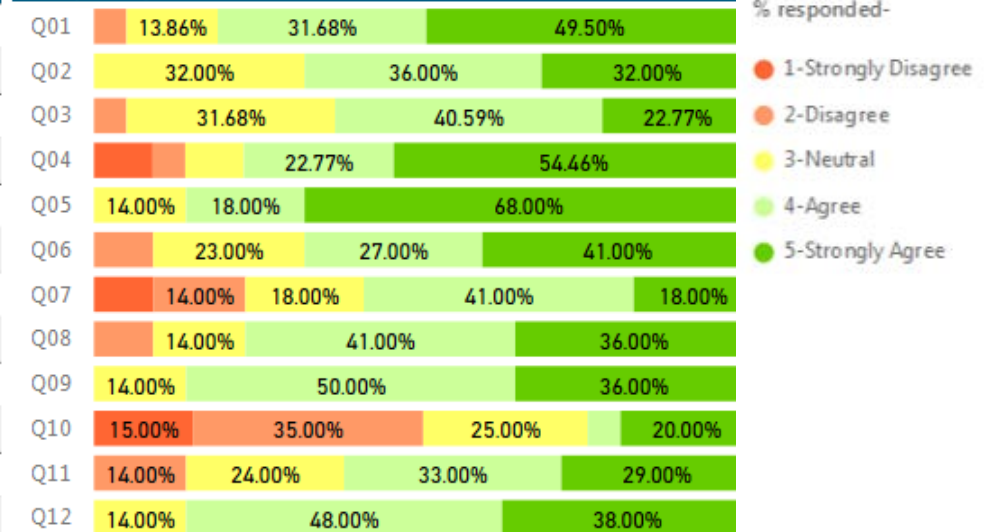
**48**

### Percentile - Education Services Benchmark

This represents the unit percentile ranking compared to the Gallup education services database

QuestionID	Question Short	Mean	Size	Gallup percentile
Q01	Know what's expected	4.27	22	31
Q02	Materials and equipment	4.00	22	42
Q03	Opportunity to do best	3.82	22	30
Q04	Recognition*	4.09	22	65
Q05	Cares about me	4.55	22	69
Q06	Development	4.00	22	51
Q07	Opinions Count	3.45	22	27
Q08	Mission/Purpose	4.05	22	43
Q09	Committed to quality	4.23	22	54
Q10	Best friend	2.80	20	8
Q11	Progress	3.76	21	33
Q12	Learn and Grow	4.24	21	55

### Frequency Distribution

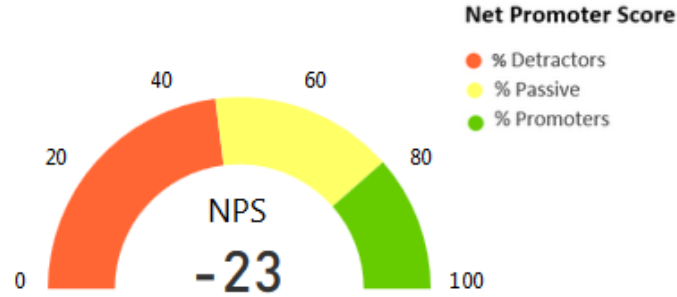


# Gallup Engagement Survey 2017 Level 4

## Level 4



- Admissions-Gen - Lothringer
- Advancement Services-Gen - Moran
- Budget & Analytics-Gen - Cotton
- Business-Dean's Off - Wiley
- Career & Leadership-Gen - Naegeli
- CAS-Dean's Off-Gen - Holdeman
- CCAMPIS - Mckinney
- CMHT-Gen - Forney
- College of Music-Gen - Richmond
- CVAD-Dean's Off - Watts
- Div of Student Affairs - Armitage
- Education-Dean's Off - Combes
- Engineering-Dean's Off - Tsatsoulis
- Facilities-Gen - Reynolds
- Financial Aid - Deleon
- Grants & Contracts Admin - Krhovjak
- Information-Dean's Off - Kinshuk
- International Affairs-Gen - Shenberger
- PACS-Dean's Off-Gen - Evenson
- Police Services - Reynolds
- Printing & Distribution Solut - Connaughton



**26**

### Respondents

This is the greatest number of respondents on any one question

**3.37**

### Grand Mean

This represents the unit's overall engagement on a scale of 1-5

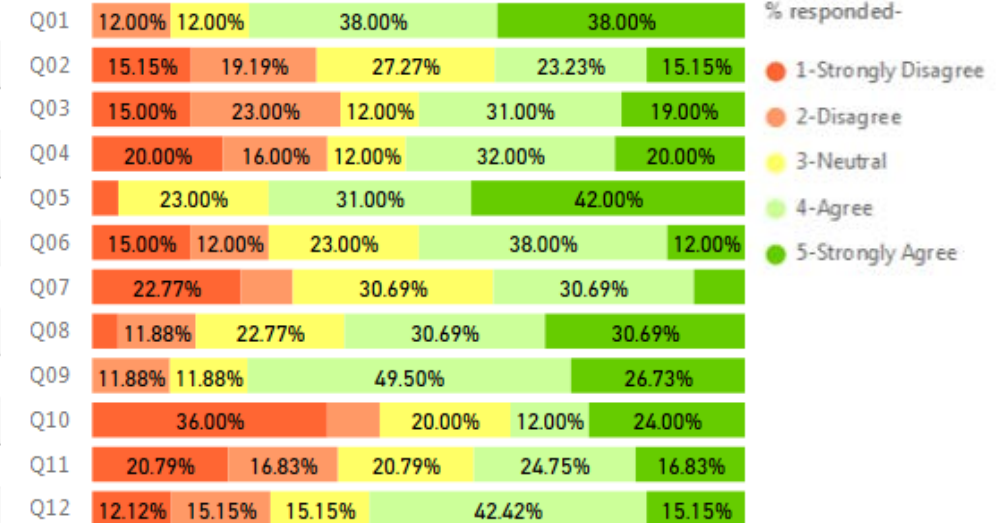
**6**

### Percentile - Education Services Benchmark

This represents the unit percentile ranking compared to the Gallup education services database

QuestionID	Question Short	Mean	Size	Gallup percentile
Q01	Know what's expected	4.04	26	18
Q02	Materials and equipment	3.04	26	4
Q03	Opportunity to do best	3.15	26	5
Q04	Recognition*	3.16	25	23
Q05	Cares about me	4.08	26	39
Q06	Development	3.19	26	13
Q07	Opinions Count	2.92	26	9
Q08	Mission/Purpose	3.73	26	24
Q09	Committed to quality	3.92	26	32
Q10	Best friend	2.80	25	8
Q11	Progress	3.00	24	11
Q12	Learn and Grow	3.35	26	13

### Frequency Distribution

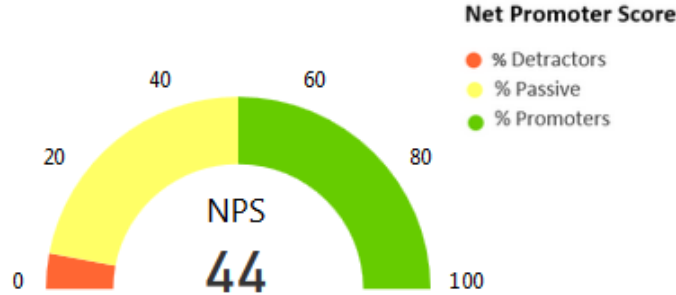


# Gallup Engagement Survey 2017 Level 4

## Level 4



- Admissions-Gen - Lothringer
- Advancement Services-Gen - Moran
- Budget & Analytics-Gen - Cotton
- Business-Dean's Off - Wiley
- Career & Leadership-Gen - Naegeli
- CAS-Dean's Off-Gen - Holdeman
- CCAMPIS - Mckinney
- CMHT-Gen - Forney
- College of Music-Gen - Richmond
- CVAD-Dean's Off - Watts
- Div of Student Affairs - Armitage
- Education-Dean's Off - Combes
- Engineering-Dean's Off - Tsatsoulis
- Facilities-Gen - Reynolds
- Financial Aid - Deleon
- Grants & Contracts Admin - Krhovjak
- Information-Dean's Off - Kinshuk
- International Affairs-Gen - Shenberger
- PACS-Dean's Off-Gen - Evenson
- Police Services - Reynolds
- Printing & Distribution Solut - Connaughton



16

### Respondents

This is the greatest number of respondents on any one question

4.13

### Grand Mean

This represents the unit's overall engagement on a scale of 1-5

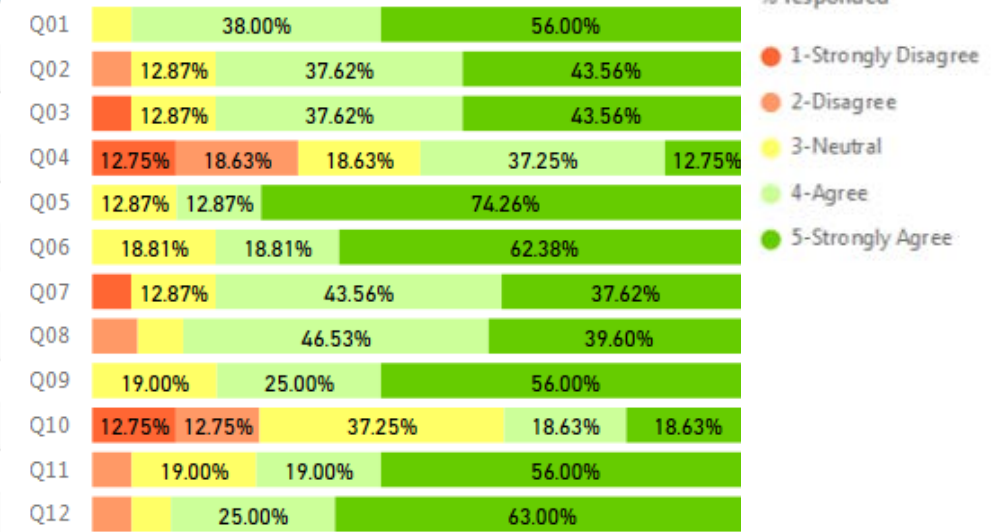
69

### Percentile - Education Services Benchmark

This represents the unit percentile ranking compared to the Gallup education services database

QuestionID	Question Short	Mean	Size	Gallup percentile
Q01	Know what's expected	4.50	16	52
Q02	Materials and equipment	4.19	16	55
Q03	Opportunity to do best	4.13	16	49
Q04	Recognition*	3.19	16	24
Q05	Cares about me	4.63	16	76
Q06	Development	4.44	16	75
Q07	Opinions Count	4.06	16	61
Q08	Mission/Purpose	4.20	15	54
Q09	Committed to quality	4.38	16	65
Q10	Best friend	3.19	16	17
Q11	Progress	4.25	16	58
Q12	Learn and Grow	4.44	16	69

### Frequency Distribution



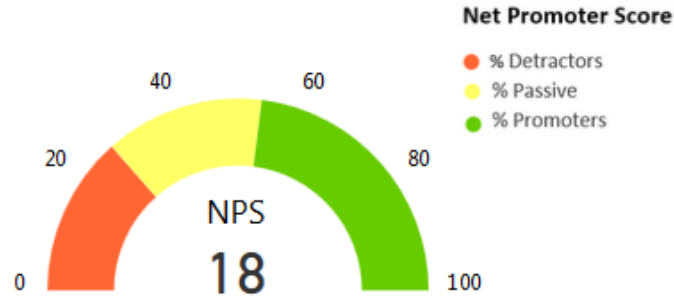


# Gallup Engagement Survey 2017 Level 4

## Level 4



- Admissions-Gen - Lothringer
- Advancement Services-Gen - Moran
- Budget & Analytics-Gen - Cotton
- Business-Dean's Off - Wiley
- Career & Leadership-Gen - Naegeli
- CAS-Dean's Off-Gen - Holdeman
- CCAMPIS - Mckinney
- CMHT-Gen - Forney
- College of Music-Gen - Richmond
- CVAD-Dean's Off - Watts
- Div of Student Affairs - Armitage
- Education-Dean's Off - Combes
- Engineering-Dean's Off - Tsatsoulis
- Facilities-Gen - Reynolds
- Financial Aid - Deleon
- Grants & Contracts Admin - Krhovjak
- Information-Dean's Off - Kinshuk
- International Affairs-Gen - Shenberger
- PACS-Dean's Off-Gen - Evenson
- Police Services - Reynolds
- Printing & Distribution Solut - Connaughton



**11**

### Respondents

This is the greatest number of respondents on any one question

**3.79**

### Grand Mean

This represents the unit's overall engagement on a scale of 1-5

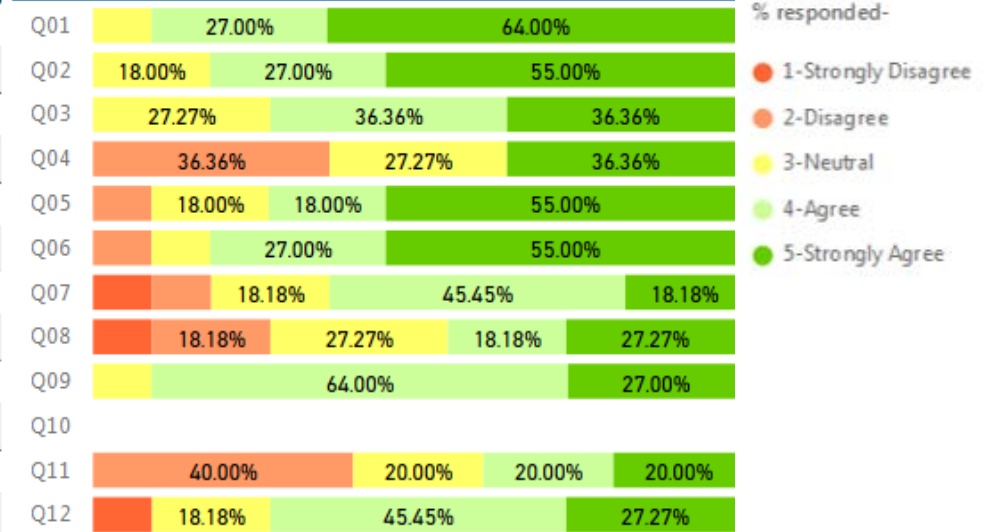
**33**

### Percentile - Education Services Benchmark

This represents the unit percentile ranking compared to the Gallup education services database

QuestionID	Question Short	Mean	Size	Gallup percentile
Q01	Know what's expected	4.55	11	56
Q02	Materials and equipment	4.36	11	66
Q03	Opportunity to do best	4.09	11	47
Q04	Recognition*	3.36	11	31
Q05	Cares about me	4.18	11	45
Q06	Development	4.27	11	65
Q07	Opinions Count	3.55	11	31
Q08	Mission/Purpose	3.36	11	11
Q09	Committed to quality	4.18	11	50
Q10	Best friend	2.56	9	4
Q11	Progress	3.20	10	15
Q12	Learn and Grow	3.82	11	31

### Frequency Distribution

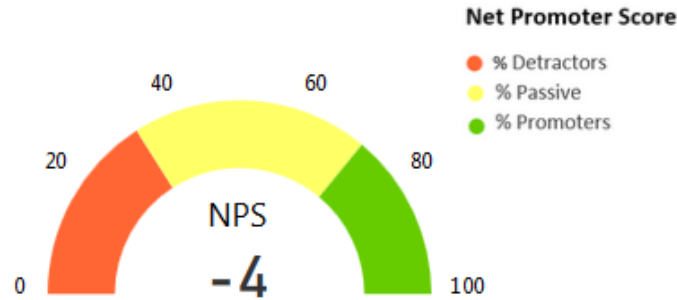


# Gallup Engagement Survey 2017 Level 4

## Level 4



- Admissions-Gen - Lothringer
- Advancement Services-Gen - Moran
- Budget & Analytics-Gen - Cotton
- Business-Dean's Off - Wiley
- Career & Leadership-Gen - Naegeli
- CAS-Dean's Off-Gen - Holdeman
- CCAMPIS - Mckinney
- CMHT-Gen - Forney
- College of Music-Gen - Richmond
- CVAD-Dean's Off - Watts
- Div of Student Affairs - Armitage
- Education-Dean's Off - Combes
- Engineering-Dean's Off - Tsatsoulis
- Facilities-Gen - Reynolds
- Financial Aid - Deleon
- Grants & Contracts Admin - Krhovjak
- Information-Dean's Off - Kinshuk
- International Affairs-Gen - Shenberger
- PACS-Dean's Off-Gen - Evenson
- Police Services - Reynolds
- Printing & Distribution Solut - Connaughton



**72**

### Respondents

This is the greatest number of respondents on any one question

**3.60**

### Grand Mean

This represents the unit's overall engagement on a scale of 1-5

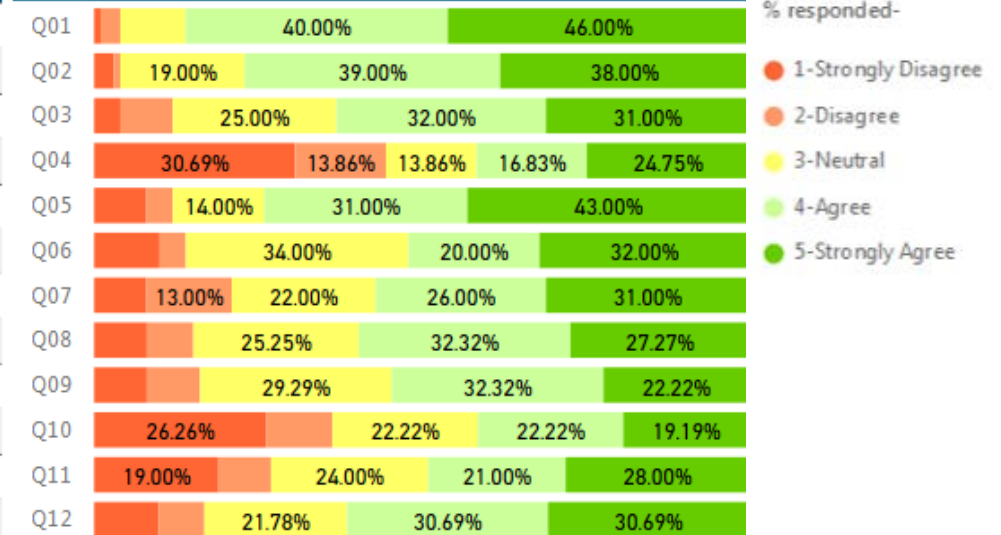
**16**

### Percentile - Education Services Benchmark

This represents the unit percentile ranking compared to the Gallup education services database

QuestionID	Question Short	Mean	Size	Gallup percentile
Q01	Know what's expected	4.26	72	31
Q02	Materials and equipment	4.07	72	46
Q03	Opportunity to do best	3.76	72	26
Q04	Recognition*	2.92	72	16
Q05	Cares about me	3.96	72	33
Q06	Development	3.61	71	28
Q07	Opinions Count	3.58	72	32
Q08	Mission/Purpose	3.62	71	20
Q09	Committed to quality	3.51	72	12
Q10	Best friend	2.97	68	11
Q11	Progress	3.29	72	17
Q12	Learn and Grow	3.65	72	23

### Frequency Distribution

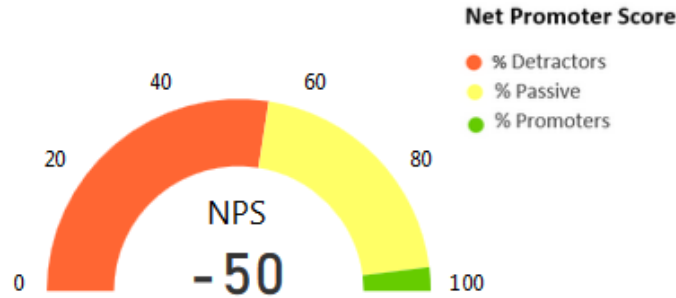


# Gallup Engagement Survey 2017 Level 4

## Level 4



- Admissions-Gen - Lothringer
- Advancement Services-Gen - Moran
- Budget & Analytics-Gen - Cotton
- Business-Dean's Off - Wiley
- Career & Leadership-Gen - Naegeli
- CAS-Dean's Off-Gen - Holdeman
- CCAMPIS - Mckinney
- CMHT-Gen - Forney
- College of Music-Gen - Richmond
- CVAD-Dean's Off - Watts
- Div of Student Affairs - Armitage
- Education-Dean's Off - Combes
- Engineering-Dean's Off - Tsatsoulis
- Facilities-Gen - Reynolds
- Financial Aid - Deleon
- Grants & Contracts Admin - Krhovjak
- Information-Dean's Off - Kinshuk
- International Affairs-Gen - Shenberger
- PACS-Dean's Off-Gen - Evenson
- Police Services - Reynolds
- Printing & Distribution Solut - Connaughton



22

### Respondents

This is the greatest number of respondents on any one question

3.50

### Grand Mean

This represents the unit's overall engagement on a scale of 1-5

11

### Percentile - Education Services Benchmark

This represents the unit percentile ranking compared to the Gallup education services database

QuestionID	Question Short	Mean	Size	Gallup percentile
Q01	Know what's expected	3.73	22	7
Q02	Materials and equipment	3.73	22	25
Q03	Opportunity to do best	3.82	22	30
Q04	Recognition*	3.32	22	29
Q05	Cares about me	3.73	22	22
Q06	Development	3.23	22	15
Q07	Opinions Count	3.27	22	19
Q08	Mission/Purpose	3.32	22	9
Q09	Committed to quality	3.45	22	11
Q10	Best friend	2.77	22	7
Q11	Progress	3.76	21	33
Q12	Learn and Grow	3.86	21	33

### Frequency Distribution

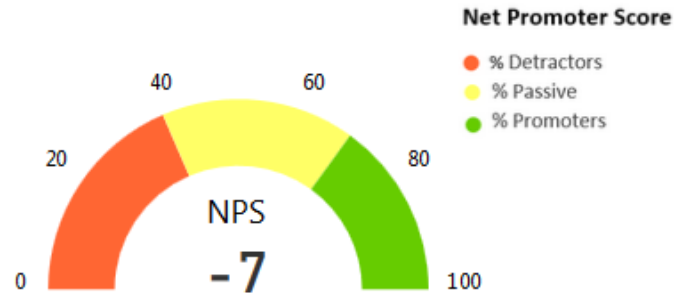
QuestionID	1-Strongly Disagree	2-Disagree	3-Neutral	4-Agree	5-Strongly Agree	% responded-
Q01	22.77%			49.50%	17.82%	
Q02	22.77%			54.46%	13.86%	
Q03	27.00%			45.00%	23.00%	
Q04	13.86%	22.77%	40.59%	13.86%		
Q05		54.46%	22.77%			
Q06	18.00%	32.00%	23.00%	18.00%		
Q07	14.00%	36.00%	23.00%	18.00%		
Q08	13.86%	22.77%	40.59%	13.86%		
Q09	18.18%	27.27%	45.45%			
Q10	22.77%	26.73%	13.86%	22.77%	13.86%	
Q11	19.00%	33.00%	33.00%			
Q12	18.81%	42.57%	28.71%			

# Gallup Engagement Survey 2017 Level 4

## Level 4



- Admissions-Gen - Lothringer
- Advancement Services-Gen - Moran
- Budget & Analytics-Gen - Cotton
- Business-Dean's Off - Wiley
- Career & Leadership-Gen - Naegeli
- CAS-Dean's Off-Gen - Holdeman
- CCAMPIS - Mckinney
- CMHT-Gen - Forney
- College of Music-Gen - Richmond
- CVAD-Dean's Off - Watts
- Div of Student Affairs - Armitage
- Education-Dean's Off - Combes
- Engineering-Dean's Off - Tsatsoulis
- Facilities-Gen - Reynolds
- Financial Aid - Deleon
- Grants & Contracts Admin - Krhovjak
- Information-Dean's Off - Kinshuk
- International Affairs-Gen - Shenberger
- PACS-Dean's Off-Gen - Evenson
- Police Services - Reynolds
- Printing & Distribution Solut - Connaughton



**365**

### Respondents

This is the greatest number of respondents on any one question

**3.75**

### Grand Mean

This represents the unit's overall engagement on a scale of 1-5

**29**

### Percentile - Education Services Benchmark

This represents the unit percentile ranking compared to the Gallup education services database

QuestionID	Question Short	Mean	Size	Gallup percentile
Q01	Know what's expected	4.42	365	46
Q02	Materials and equipment	3.93	365	36
Q03	Opportunity to do best	3.96	365	38
Q04	Recognition*	3.08	348	20
Q05	Cares about me	4.10	361	40
Q06	Development	3.75	359	35
Q07	Opinions Count	3.62	360	35
Q08	Mission/Purpose	3.67	360	22
Q09	Committed to quality	3.98	362	35
Q10	Best friend	3.11	346	15
Q11	Progress	3.40	347	21
Q12	Learn and Grow	3.93	357	36

QuestionID	Frequency Distribution				
Q01	33.33%	56.57%			
Q02	19.00%	36.00%	35.00%		
Q03	17.82%	33.66%	37.62%		
Q04	23.00%	13.00%	19.00%	22.00%	23.00%
Q05	12.87%	24.75%	50.50%		
Q06	19.00%	24.00%	39.00%		
Q07	17.00%	37.00%	27.00%		
Q08	21.21%	27.27%	33.33%		
Q09	19.00%	33.00%	38.00%		
Q10	19.19%	17.17%	20.20%	20.20%	23.23%
Q11	17.17%	18.18%	24.24%	30.30%	
Q12	18.00%	31.00%	40.00%		

% responded-

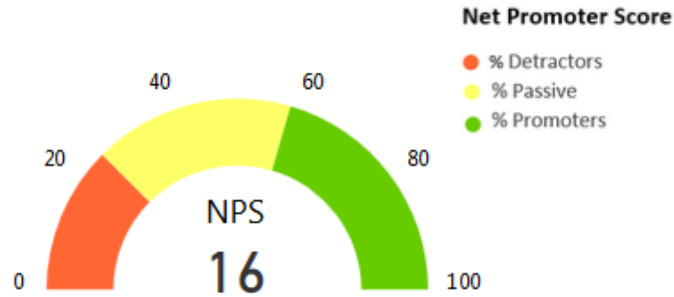
- 1-Strongly Disagree
- 2-Disagree
- 3-Neutral
- 4-Agree
- 5-Strongly Agree

# Gallup Engagement Survey 2017 Level 4

## Level 4



- Admissions-Gen - Lothringer
- Advancement Services-Gen - Moran
- Budget & Analytics-Gen - Cotton
- Business-Dean's Off - Wiley
- Career & Leadership-Gen - Naegeli
- CAS-Dean's Off-Gen - Holdeman
- CCAMPIS - Mckinney
- CMHT-Gen - Forney
- College of Music-Gen - Richmond
- CVAD-Dean's Off - Watts
- Div of Student Affairs - Armitage
- Education-Dean's Off - Combes
- Engineering-Dean's Off - Tsatsoulis
- Facilities-Gen - Reynolds
- Financial Aid - Deleon
- Grants & Contracts Admin - Krhovjak
- Information-Dean's Off - Kinshuk
- International Affairs-Gen - Shenberger
- PACS-Dean's Off-Gen - Evenson
- Police Services - Reynolds
- Printing & Distribution Solut - Connaughton



**32** Respondents

This is the greatest number of respondents on any one question

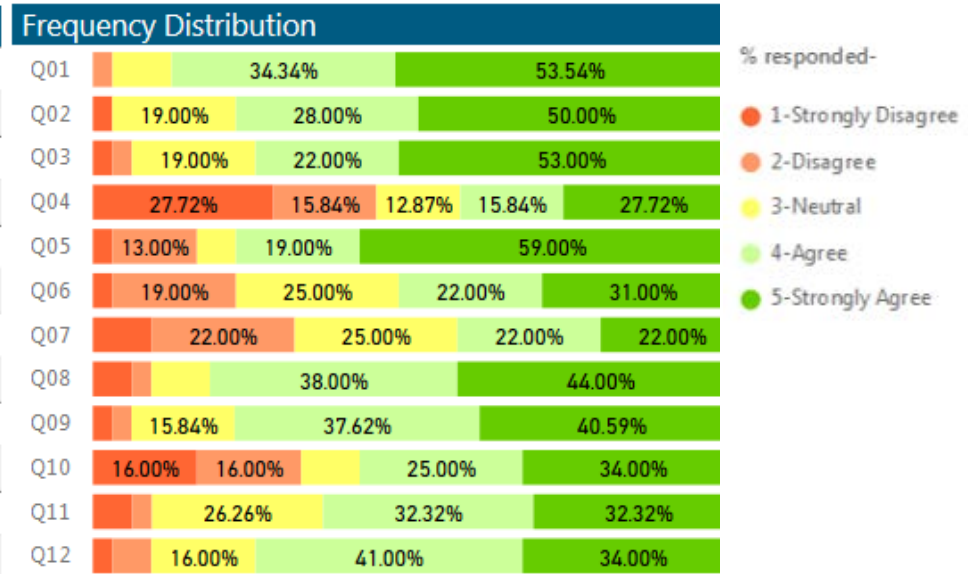
**3.85** Grand Mean

This represents the unit's overall engagement on a scale of 1-5

**39** Percentile - Education Services Benchmark

This represents the unit percentile ranking compared to the Gallup education services database

QuestionID	Question Short	Mean	Size	Gallup percentile
Q01	Know what's expected	4.38	32	40
Q02	Materials and equipment	4.22	32	58
Q03	Opportunity to do best	4.19	32	54
Q04	Recognition*	3.00	32	18
Q05	Cares about me	4.19	32	46
Q06	Development	3.59	32	27
Q07	Opinions Count	3.25	32	18
Q08	Mission/Purpose	4.09	32	45
Q09	Committed to quality	4.09	32	43
Q10	Best friend	3.47	32	29
Q11	Progress	3.81	31	35
Q12	Learn and Grow	3.97	32	39

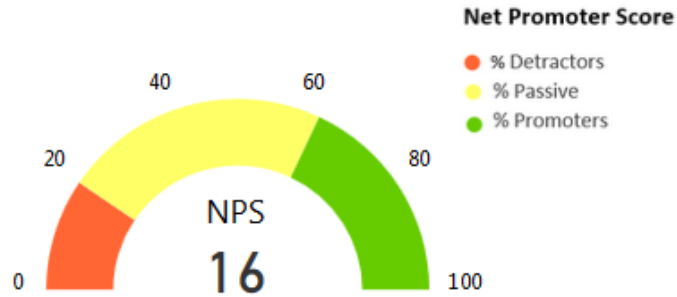


# Gallup Engagement Survey 2017 Level 4

## Level 4



- Admissions-Gen - Lothringer
- Advancement Services-Gen - Moran
- Budget & Analytics-Gen - Cotton
- Business-Dean's Off - Wiley
- Career & Leadership-Gen - Naegeli
- CAS-Dean's Off-Gen - Holdeman
- CCAMPIS - Mckinney
- CMHT-Gen - Forney
- College of Music-Gen - Richmond
- CVAD-Dean's Off - Watts
- Div of Student Affairs - Armitage
- Education-Dean's Off - Combes
- Engineering-Dean's Off - Tsatsoulis
- Facilities-Gen - Reynolds
- Financial Aid - Deleon
- Grants & Contracts Admin - Krhovjak
- Information-Dean's Off - Kinshuk
- International Affairs-Gen - Shenberger
- PACS-Dean's Off-Gen - Evenson
- Police Services - Reynolds
- Printing & Distribution Solut - Connaughton



31

### Respondents

This is the greatest number of respondents on any one question

3.90

### Grand Mean

This represents the unit's overall engagement on a scale of 1-5

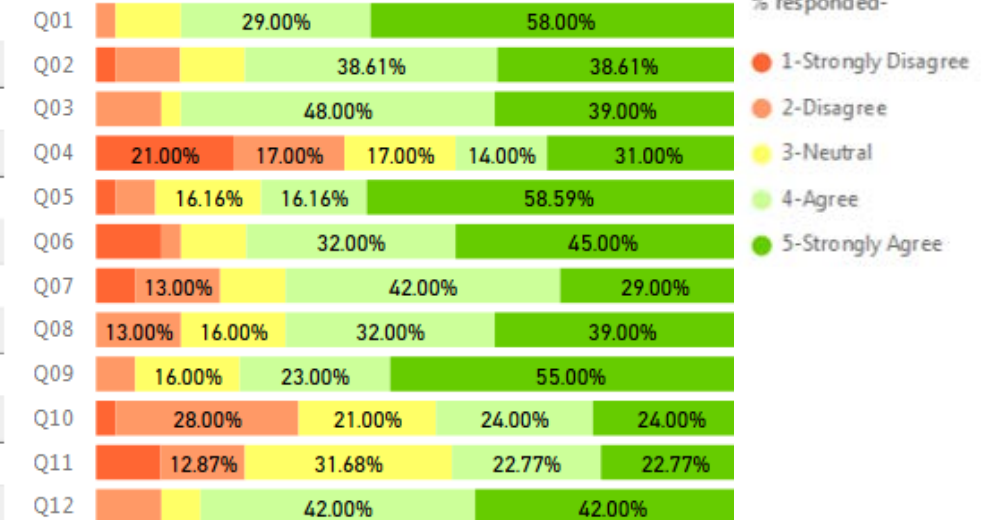
44

### Percentile - Education Services Benchmark

This represents the unit percentile ranking compared to the Gallup education services database

QuestionID	Question Short	Mean	Size	Gallup percentile
Q01	Know what's expected	4.42	31	46
Q02	Materials and equipment	4.00	31	42
Q03	Opportunity to do best	4.16	31	51
Q04	Recognition*	3.17	29	24
Q05	Cares about me	4.19	31	46
Q06	Development	4.00	31	51
Q07	Opinions Count	3.74	31	41
Q08	Mission/Purpose	3.97	31	37
Q09	Committed to quality	4.26	31	56
Q10	Best friend	3.38	29	25
Q11	Progress	3.35	31	19
Q12	Learn and Grow	4.16	31	49

### Frequency Distribution

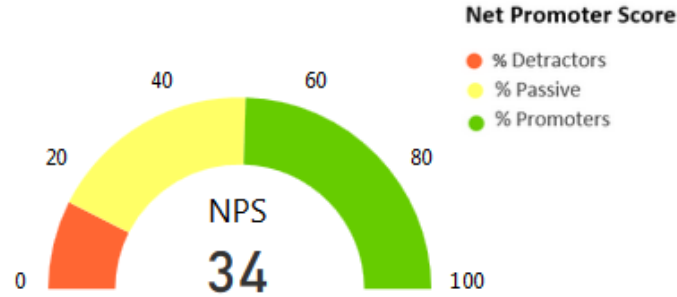


# Gallup Engagement Survey 2017 Level 4

## Level 4



- Admissions-Gen - Lothringer
- Advancement Services-Gen - Moran
- Budget & Analytics-Gen - Cotton
- Business-Dean's Off - Wiley
- Career & Leadership-Gen - Naegeli
- CAS-Dean's Off-Gen - Holdeman
- CCAMPIS - Mckinney
- CMHT-Gen - Forney
- College of Music-Gen - Richmond
- CVAD-Dean's Off - Watts
- Div of Student Affairs - Armitage
- Education-Dean's Off - Combes
- Engineering-Dean's Off - Tsatsoulis
- Facilities-Gen - Reynolds
- Financial Aid - Deleon
- Grants & Contracts Admin - Krhovjak
- Information-Dean's Off - Kinshuk
- International Affairs-Gen - Shenberger
- PACS-Dean's Off-Gen - Evenson
- Police Services - Reynolds
- Printing & Distribution Solut - Connaughton



61

### Respondents

This is the greatest number of respondents on any one question

3.99

### Grand Mean

This represents the unit's overall engagement on a scale of 1-5

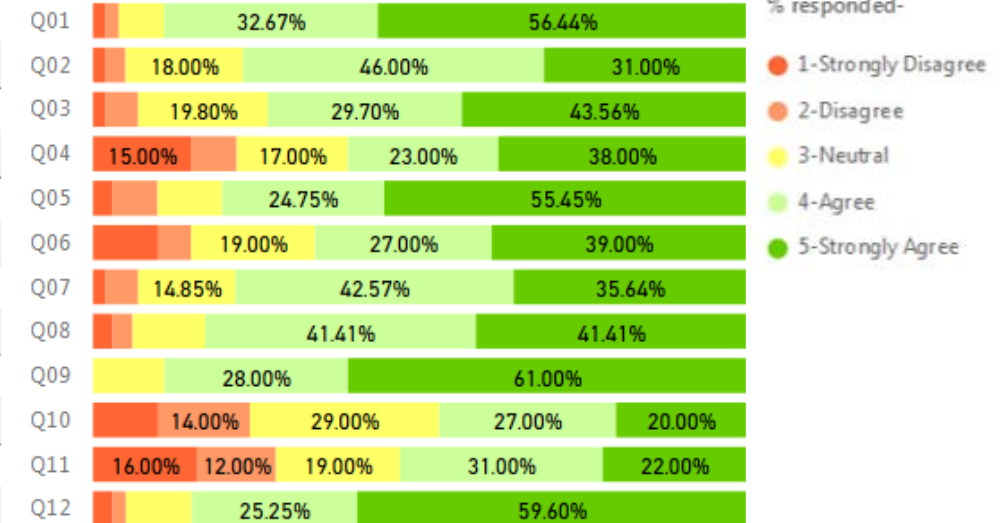
54

### Percentile - Education Services Benchmark

This represents the unit percentile ranking compared to the Gallup education services database

QuestionID	Question Short	Mean	Size	Gallup percentile
Q01	Know what's expected	4.43	61	46
Q02	Materials and equipment	4.02	61	45
Q03	Opportunity to do best	4.10	61	47
Q04	Recognition*	3.63	60	44
Q05	Cares about me	4.23	61	49
Q06	Development	3.80	59	38
Q07	Opinions Count	4.07	61	61
Q08	Mission/Purpose	4.13	61	47
Q09	Committed to quality	4.49	61	73
Q10	Best friend	3.34	59	24
Q11	Progress	3.33	58	19
Q12	Learn and Grow	4.36	59	63

### Frequency Distribution

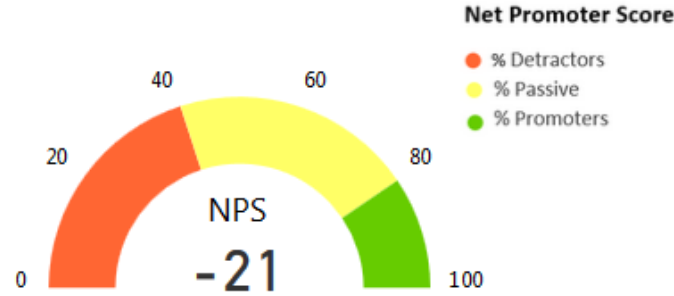


# Gallup Engagement Survey 2017 Level 4

## Level 4



- Admissions-Gen - Lothringer
- Advancement Services-Gen - Moran
- Budget & Analytics-Gen - Cotton
- Business-Dean's Off - Wiley
- Career & Leadership-Gen - Naegeli
- CAS-Dean's Off-Gen - Holdeman
- CCAMPIS - Mckinney
- CMHT-Gen - Forney
- College of Music-Gen - Richmond
- CVAD-Dean's Off - Watts
- Div of Student Affairs - Armitage
- Education-Dean's Off - Combes
- Engineering-Dean's Off - Tsatsoulis
- Facilities-Gen - Reynolds
- Financial Aid - Deleon
- Grants & Contracts Admin - Krhovjak
- Information-Dean's Off - Kinshuk
- International Affairs-Gen - Shenberger
- PACS-Dean's Off-Gen - Evenson
- Police Services - Reynolds
- Printing & Distribution Solut - Connaughton



**58**

### Respondents

This is the greatest number of respondents on any one question

**3.46**

### Grand Mean

This represents the unit's overall engagement on a scale of 1-5

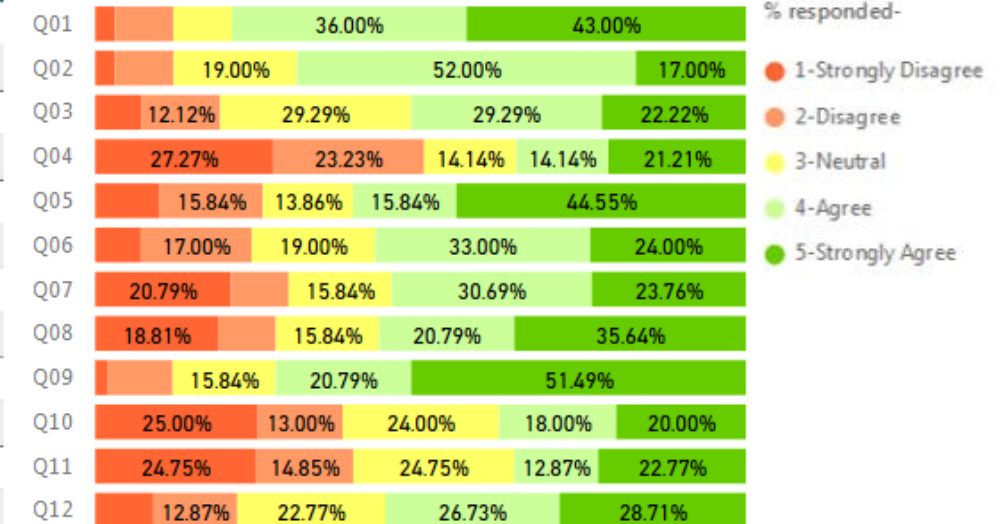
**9**

### Percentile - Education Services Benchmark

This represents the unit percentile ranking compared to the Gallup education services database

QuestionID	Question Short	Mean	Size	Gallup percentile
Q01	Know what's expected	4.07	58	19
Q02	Materials and equipment	3.71	58	25
Q03	Opportunity to do best	3.48	58	14
Q04	Recognition*	2.80	56	13
Q05	Cares about me	3.69	58	20
Q06	Development	3.50	58	24
Q07	Opinions Count	3.29	58	20
Q08	Mission/Purpose	3.47	58	14
Q09	Committed to quality	4.10	58	43
Q10	Best friend	2.95	55	11
Q11	Progress	2.94	53	9
Q12	Learn and Grow	3.54	56	18

### Frequency Distribution



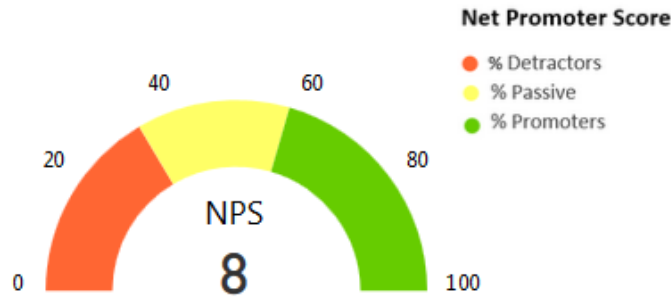


# Gallup Engagement Survey 2017 Level 4

## Level 4



- Admissions-Gen - Lothringer
- Advancement Services-Gen - Moran
- Budget & Analytics-Gen - Cotton
- Business-Dean's Off - Wiley
- Career & Leadership-Gen - Naegeli
- CAS-Dean's Off-Gen - Holdeman
- CCAMPIS - Mckinney
- CMHT-Gen - Forney
- College of Music-Gen - Richmond
- CVAD-Dean's Off - Watts
- Div of Student Affairs - Armitage
- Education-Dean's Off - Combes
- Engineering-Dean's Off - Tsatsoulis
- Facilities-Gen - Reynolds
- Financial Aid - Deleon
- Grants & Contracts Admin - Krhovjak
- Information-Dean's Off - Kinshuk
- International Affairs-Gen - Shenberger
- PACS-Dean's Off-Gen - Evenson
- Police Services - Reynolds
- Printing & Distribution Solut - Connaughton



**105**

### Respondents

This is the greatest number of respondents on any one question

**3.77**

### Grand Mean

This represents the unit's overall engagement on a scale of 1-5

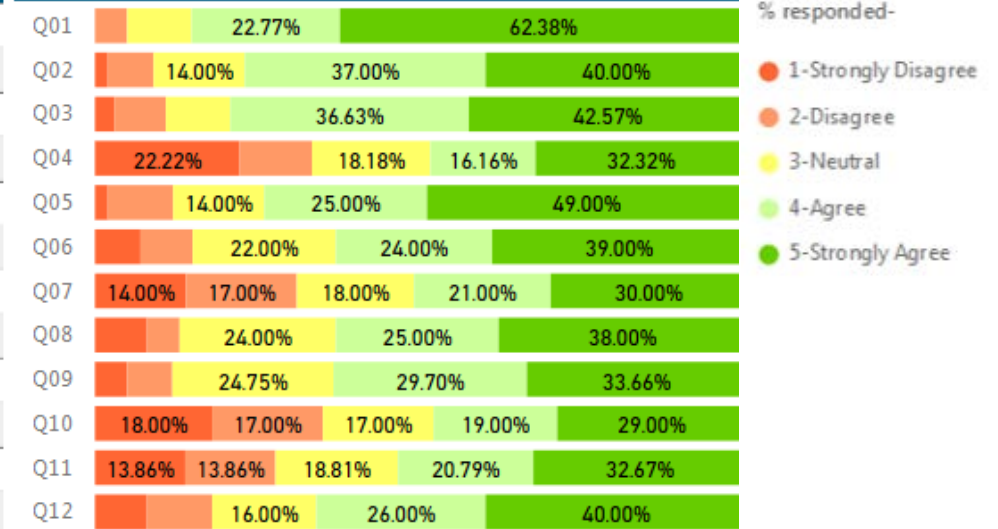
**31**

### Percentile - Education Services Benchmark

This represents the unit percentile ranking compared to the Gallup education services database

QuestionID	Question Short	Mean	Size	Gallup percentile
Q01	Know what's expected	4.44	105	47
Q02	Materials and equipment	4.07	105	46
Q03	Opportunity to do best	4.10	104	47
Q04	Recognition*	3.26	105	27
Q05	Cares about me	4.10	102	40
Q06	Development	3.81	103	38
Q07	Opinions Count	3.38	103	23
Q08	Mission/Purpose	3.81	103	29
Q09	Committed to quality	3.82	105	26
Q10	Best friend	3.23	94	19
Q11	Progress	3.45	101	22
Q12	Learn and Grow	3.80	100	30

### Frequency Distribution

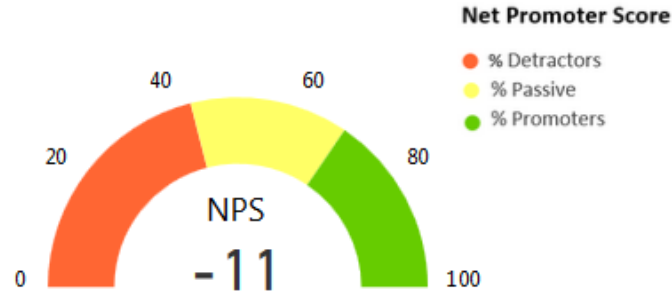


# Gallup Engagement Survey 2017 Level 4

## Level 4



- Admissions-Gen - Lothringer
- Advancement Services-Gen - Moran
- Budget & Analytics-Gen - Cotton
- Business-Dean's Off - Wiley
- Career & Leadership-Gen - Naegeli
- CAS-Dean's Off-Gen - Holdeman
- CCAMPIS - Mckinney
- CMHT-Gen - Forney
- College of Music-Gen - Richmond
- CVAD-Dean's Off - Watts
- Div of Student Affairs - Armitage
- Education-Dean's Off - Combes
- Engineering-Dean's Off - Tsatsoulis
- Facilities-Gen - Reynolds
- Financial Aid - Deleon
- Grants & Contracts Admin - Krhovjak
- Information-Dean's Off - Kinshuk
- International Affairs-Gen - Shenberger
- PACS-Dean's Off-Gen - Evenson
- Police Services - Reynolds
- Printing & Distribution Solut - Connaughton



**107**

### Respondents

This is the greatest number of respondents on any one question

**3.59**

### Grand Mean

This represents the unit's overall engagement on a scale of 1-5

**16**

### Percentile - Education Services Benchmark

This represents the unit percentile ranking compared to the Gallup education services database

QuestionID	Question Short	Mean	Size	Gallup percentile
Q01	Know what's expected	4.19	107	26
Q02	Materials and equipment	3.85	107	32
Q03	Opportunity to do best	3.70	106	23
Q04	Recognition*	3.02	106	19
Q05	Cares about me	4.04	106	38
Q06	Development	3.65	107	30
Q07	Opinions Count	3.46	105	27
Q08	Mission/Purpose	3.74	107	24
Q09	Committed to quality	3.58	106	14
Q10	Best friend	2.83	101	8
Q11	Progress	3.33	101	19
Q12	Learn and Grow	3.72	105	26

QuestionID	Frequency Distribution
Q01	34.65% 46.53%
Q02	20.79% 33.66% 33.66%
Q03	23.76% 29.70% 30.69%
Q04	25.25% 15.15% 17.17% 17.17% 25.25%
Q05	18.00% 55.00%
Q06	14.14% 14.14% 23.23% 38.38%
Q07	14.14% 14.14% 14.14% 26.26% 31.31%
Q08	20.00% 26.00% 37.00%
Q09	23.23% 27.27% 30.30%
Q10	23.76% 19.80% 23.76% 14.85% 17.82%
Q11	19.80% 19.80% 21.78% 29.70%
Q12	15.00% 26.00% 39.00%

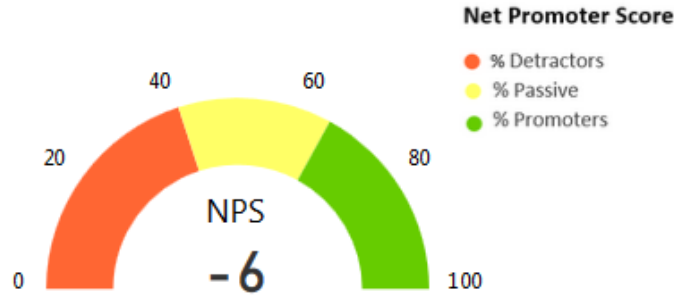
- % responded-
- 1-Strongly Disagree
  - 2-Disagree
  - 3-Neutral
  - 4-Agree
  - 5-Strongly Agree

# Gallup Engagement Survey 2017 Level 4

## Level 4



- Admissions-Gen - Lothringer
- Advancement Services-Gen - Moran
- Budget & Analytics-Gen - Cotton
- Business-Dean's Off - Wiley
- Career & Leadership-Gen - Naegeli
- CAS-Dean's Off-Gen - Holdeman
- CCAMPIS - Mckinney
- CMHT-Gen - Forney
- College of Music-Gen - Richmond
- CVAD-Dean's Off - Watts
- Div of Student Affairs - Armitage
- Education-Dean's Off - Combes
- Engineering-Dean's Off - Tsatsoulis
- Facilities-Gen - Reynolds
- Financial Aid - Deleon
- Grants & Contracts Admin - Krhovjak
- Information-Dean's Off - Kinshuk
- International Affairs-Gen - Shenberger
- PACS-Dean's Off-Gen - Evenson
- Police Services - Reynolds
- Printing & Distribution Solut - Connaughton



**70**

### Respondents

This is the greatest number of respondents on any one question

**3.66**

### Grand Mean

This represents the unit's overall engagement on a scale of 1-5

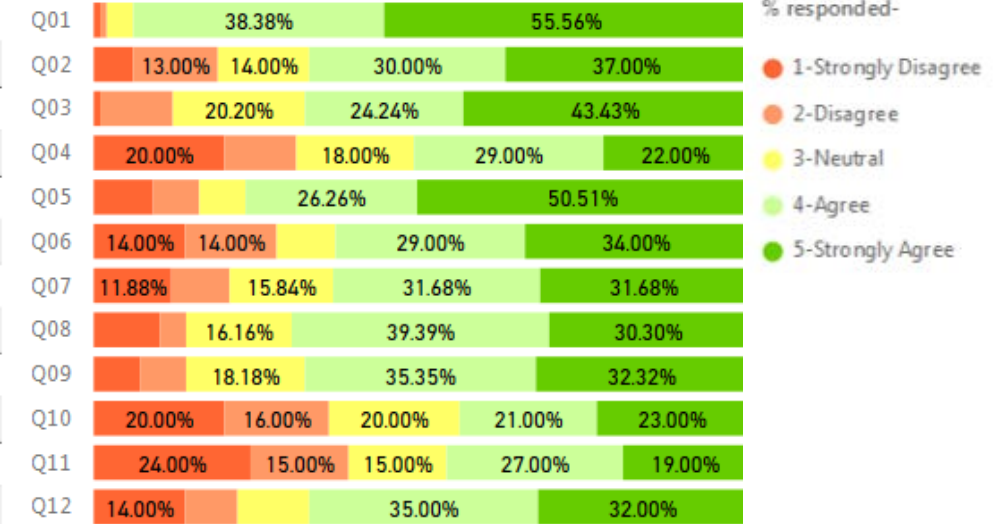
**21**

### Percentile - Education Services Benchmark

This represents the unit percentile ranking compared to the Gallup education services database

QuestionID	Question Short	Mean	Size	Gallup percentile
Q01	Know what's expected	4.43	69	46
Q02	Materials and equipment	3.80	70	29
Q03	Opportunity to do best	3.96	70	38
Q04	Recognition*	3.22	65	25
Q05	Cares about me	4.01	68	37
Q06	Development	3.55	65	25
Q07	Opinions Count	3.64	69	36
Q08	Mission/Purpose	3.73	67	24
Q09	Committed to quality	3.78	68	23
Q10	Best friend	3.11	61	15
Q11	Progress	3.03	62	12
Q12	Learn and Grow	3.62	63	22

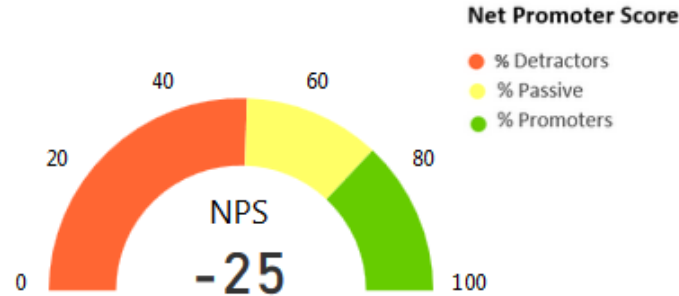
### Frequency Distribution



# Gallup Engagement Survey 2017 Level 4

## Level 4

- Admissions-Gen - Lothringer
- Advancement Services-Gen - Moran
- Budget & Analytics-Gen - Cotton
- Business-Dean's Off - Wiley
- Career & Leadership-Gen - Naegeli
- CAS-Dean's Off-Gen - Holdeman
- CCAMPIS - Mckinney
- CMHT-Gen - Forney
- College of Music-Gen - Richmond
- CVAD-Dean's Off - Watts
- Div of Student Affairs - Armitage
- Education-Dean's Off - Combes
- Engineering-Dean's Off - Tsatsoulis
- Facilities-Gen - Reynolds
- Financial Aid - Deleon
- Grants & Contracts Admin - Krhovjak
- Information-Dean's Off - Kinshuk
- International Affairs-Gen - Shenberger
- PACS-Dean's Off-Gen - Evenson
- Police Services - Reynolds
- Printing & Distribution Solut - Connaughton



92

### Respondents

This is the greatest number of respondents on any one question

3.44

### Grand Mean

This represents the unit's overall engagement on a scale of 1-5

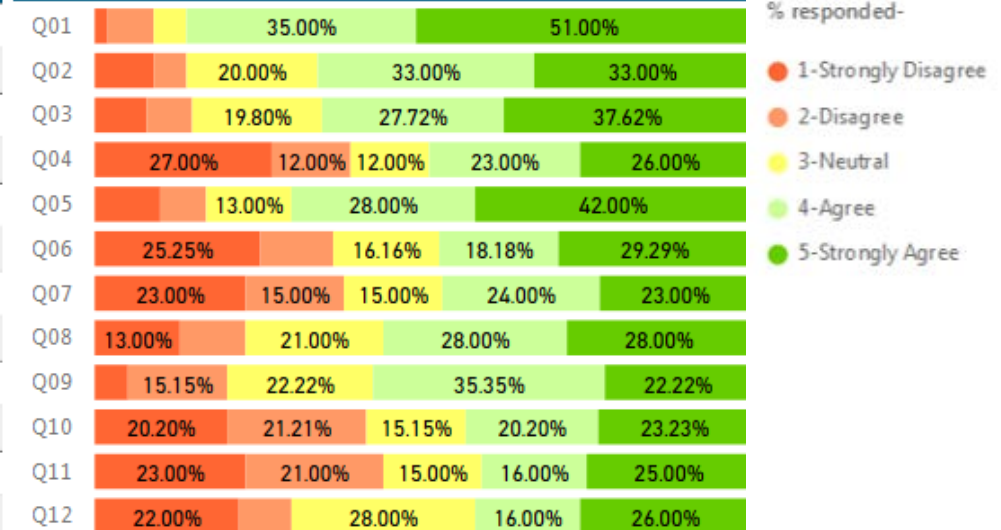
8

### Percentile - Education Services Benchmark

This represents the unit percentile ranking compared to the Gallup education services database

QuestionID	Question Short	Mean	Size	Gallup percentile
Q01	Know what's expected	4.26	92	31
Q02	Materials and equipment	3.76	91	26
Q03	Opportunity to do best	3.83	92	31
Q04	Recognition*	3.09	92	21
Q05	Cares about me	3.87	92	28
Q06	Development	3.16	92	12
Q07	Opinions Count	3.09	92	13
Q08	Mission/Purpose	3.49	92	14
Q09	Committed to quality	3.53	91	13
Q10	Best friend	3.04	84	14
Q11	Progress	3.00	87	11
Q12	Learn and Grow	3.15	89	8

### Frequency Distribution

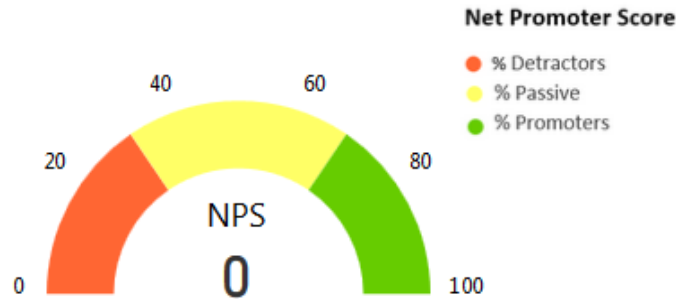


# Gallup Engagement Survey 2017 Level 4

## Level 4



- Admissions-Gen - Lothringer
- Advancement Services-Gen - Moran
- Budget & Analytics-Gen - Cotton
- Business-Dean's Off - Wiley
- Career & Leadership-Gen - Naegeli
- CAS-Dean's Off-Gen - Holdeman
- CCAMPIS - Mckinney
- CMHT-Gen - Forney
- College of Music-Gen - Richmond
- CVAD-Dean's Off - Watts
- Div of Student Affairs - Armitage
- Education-Dean's Off - Combes
- Engineering-Dean's Off - Tsatsoulis
- Facilities-Gen - Reynolds
- Financial Aid - Deleon
- Grants & Contracts Admin - Krhovjak
- Information-Dean's Off - Kinshuk
- International Affairs-Gen - Shenberger
- PACS-Dean's Off-Gen - Evenson
- Police Services - Reynolds
- Printing & Distribution Solut - Connaughton

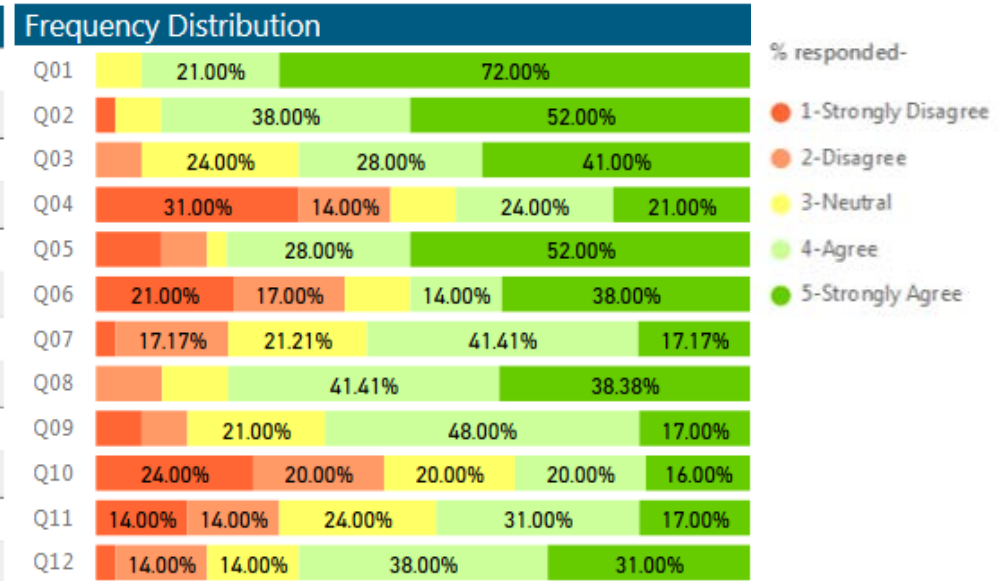


**29 Respondents**  
This is the greatest number of respondents on any one question

**3.70 Grand Mean**  
This represents the unit's overall engagement on a scale of 1-5

**24 Percentile - Education Services Benchmark**  
This represents the unit percentile ranking compared to the Gallup education services database

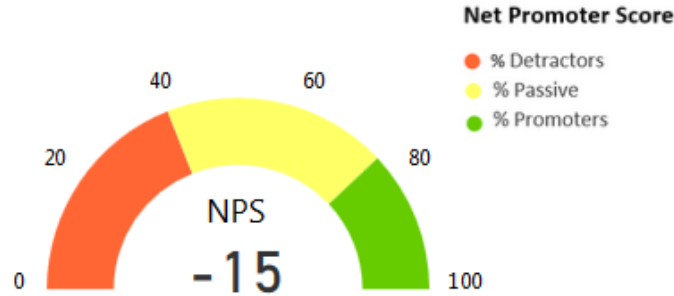
QuestionID	Question Short	Mean	Size	Gallup percentile
Q01	Know what's expected	4.66	29	69
Q02	Materials and equipment	4.34	29	65
Q03	Opportunity to do best	4.03	29	45
Q04	Recognition*	2.90	29	15
Q05	Cares about me	4.03	29	38
Q06	Development	3.31	29	16
Q07	Opinions Count	3.52	29	29
Q08	Mission/Purpose	4.07	29	44
Q09	Committed to quality	3.62	29	16
Q10	Best friend	2.84	25	8
Q11	Progress	3.24	29	16
Q12	Learn and Grow	3.79	29	29



# Gallup Engagement Survey 2017 Level 4

## Level 4

- Admissions-Gen - Lothringer
- Advancement Services-Gen - Moran
- Budget & Analytics-Gen - Cotton
- Business-Dean's Off - Wiley
- Career & Leadership-Gen - Naegeli
- CAS-Dean's Off-Gen - Holdeman
- CCAMPIS - Mckinney
- CMHT-Gen - Forney
- College of Music-Gen - Richmond
- CVAD-Dean's Off - Watts
- Div of Student Affairs - Armitage
- Education-Dean's Off - Combes
- Engineering-Dean's Off - Tsatsoulis
- Facilities-Gen - Reynolds
- Financial Aid - Deleon
- Grants & Contracts Admin - Krhovjak
- Information-Dean's Off - Kinshuk
- International Affairs-Gen - Shenberger
- PACS-Dean's Off-Gen - Evenson
- Police Services - Reynolds
- Printing & Distribution Solut - Connaughton



**13**

### Respondents

This is the greatest number of respondents on any one question

**4.01**

### Grand Mean

This represents the unit's overall engagement on a scale of 1-5

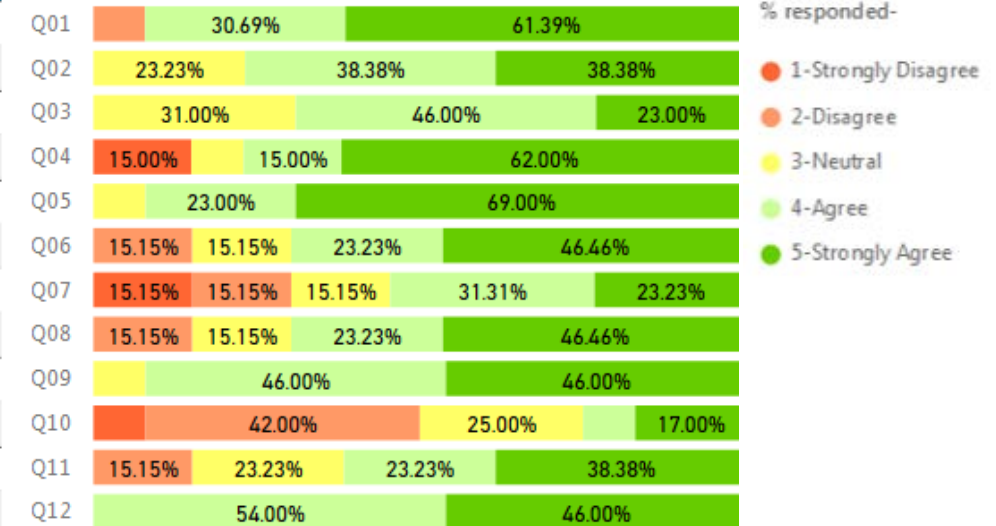
**56**

### Percentile - Education Services Benchmark

This represents the unit percentile ranking compared to the Gallup education services database

QuestionID	Question Short	Mean	Size	Gallup percentile
Q01	Know what's expected	4.46	13	48
Q02	Materials and equipment	4.15	13	51
Q03	Opportunity to do best	3.92	13	36
Q04	Recognition*	4.08	13	64
Q05	Cares about me	4.62	13	75
Q06	Development	4.00	13	51
Q07	Opinions Count	3.31	13	20
Q08	Mission/Purpose	4.00	13	41
Q09	Committed to quality	4.38	13	65
Q10	Best friend	2.83	12	8
Q11	Progress	3.85	13	38
Q12	Learn and Grow	4.46	13	70

### Frequency Distribution

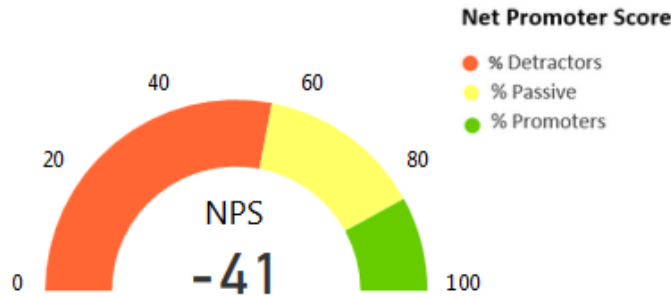


# Gallup Engagement Survey 2017 Level 4

## Level 4



- Admissions-Gen - Lothringer
- Advancement Services-Gen - Moran
- Budget & Analytics-Gen - Cotton
- Business-Dean's Off - Wiley
- Career & Leadership-Gen - Naegeli
- CAS-Dean's Off-Gen - Holdeman
- CCAMPIS - Mckinney
- CMHT-Gen - Forney
- College of Music-Gen - Richmond
- CVAD-Dean's Off - Watts
- Div of Student Affairs - Armitage
- Education-Dean's Off - Combes
- Engineering-Dean's Off - Tsatsoulis
- Facilities-Gen - Reynolds
- Financial Aid - Deleon
- Grants & Contracts Admin - Krhovjak
- Information-Dean's Off - Kinshuk
- International Affairs-Gen - Shenberger
- PACS-Dean's Off-Gen - Evenson
- Police Services - Reynolds
- Printing & Distribution Solut - Connaughton



**39**

### Respondents

This is the greatest number of respondents on any one question

**3.40**

### Grand Mean

This represents the unit's overall engagement on a scale of 1-5

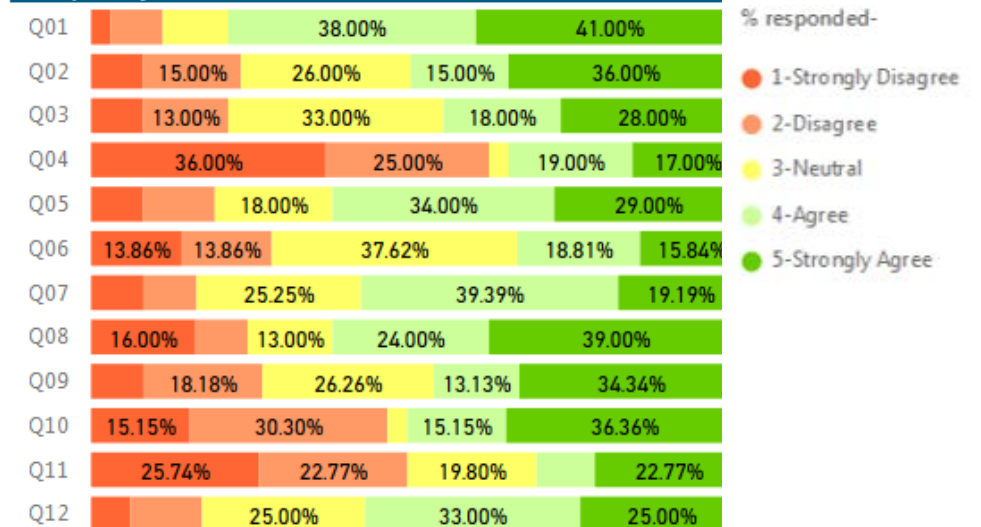
**7**

### Percentile - Education Services Benchmark

This represents the unit percentile ranking compared to the Gallup education services database

QuestionID	Question Short	Mean	Size	Gallup percentile
Q01	Know what's expected	4.08	39	19
Q02	Materials and equipment	3.56	39	17
Q03	Opportunity to do best	3.46	39	14
Q04	Recognition*	2.56	36	7
Q05	Cares about me	3.66	38	18
Q06	Development	3.11	37	11
Q07	Opinions Count	3.53	36	30
Q08	Mission/Purpose	3.63	38	20
Q09	Committed to quality	3.47	38	11
Q10	Best friend	3.27	33	21
Q11	Progress	2.80	35	7
Q12	Learn and Grow	3.61	36	21

### Frequency Distribution

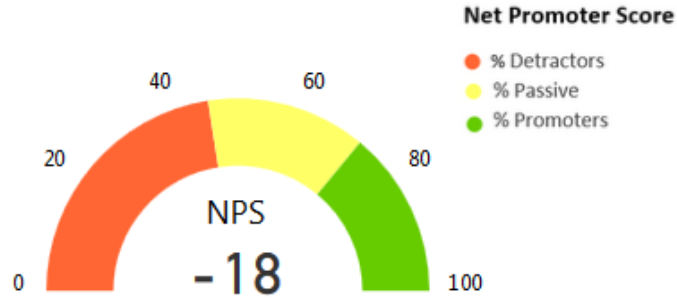


# Gallup Engagement Survey 2017 Level 4

## Level 4



- Admissions-Gen - Lothringer
- Advancement Services-Gen - Moran
- Budget & Analytics-Gen - Cotton
- Business-Dean's Off - Wiley
- Career & Leadership-Gen - Naegeli
- CAS-Dean's Off-Gen - Holdeman
- CCAMPIS - Mckinney
- CMHT-Gen - Forney
- College of Music-Gen - Richmond
- CVAD-Dean's Off - Watts
- Div of Student Affairs - Armitage
- Education-Dean's Off - Combes
- Engineering-Dean's Off - Tsatsoulis
- Facilities-Gen - Reynolds
- Financial Aid - Deleon
- Grants & Contracts Admin - Krhovjak
- Information-Dean's Off - Kinshuk
- International Affairs-Gen - Shenberger
- PACS-Dean's Off-Gen - Evenson
- Police Services - Reynolds
- Printing & Distribution Solut - Connaughton



**33**

### Respondents

This is the greatest number of respondents on any one question

**3.65**

### Grand Mean

This represents the unit's overall engagement on a scale of 1-5

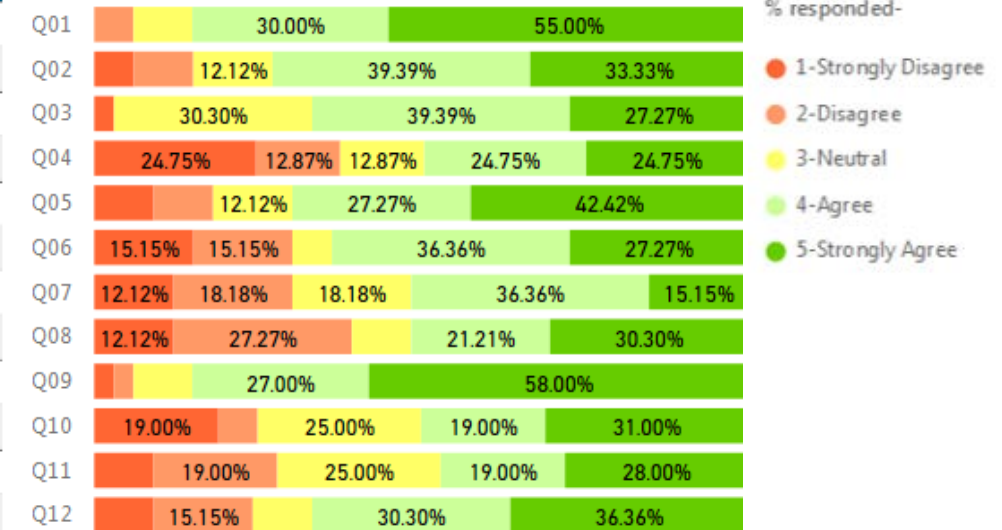
**20**

### Percentile - Education Services Benchmark

This represents the unit percentile ranking compared to the Gallup education services database

QuestionID	Question Short	Mean	Size	Gallup percentile
Q01	Know what's expected	4.33	33	37
Q02	Materials and equipment	3.85	33	32
Q03	Opportunity to do best	3.88	33	34
Q04	Recognition*	3.13	32	22
Q05	Cares about me	3.85	33	27
Q06	Development	3.45	33	22
Q07	Opinions Count	3.24	33	18
Q08	Mission/Purpose	3.30	33	9
Q09	Committed to quality	4.33	33	61
Q10	Best friend	3.38	32	25
Q11	Progress	3.38	32	20
Q12	Learn and Grow	3.70	33	25

### Frequency Distribution



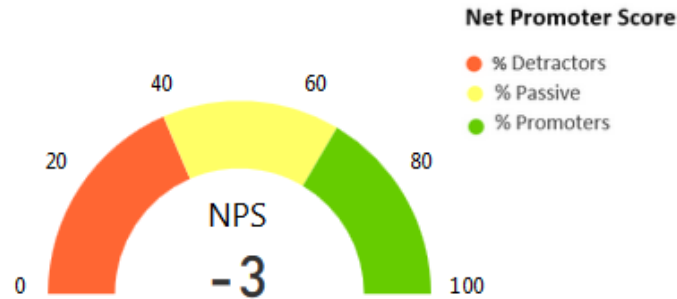


# Gallup Engagement Survey 2017 Level 4

## Level 4



- Admissions-Gen - Lothringer
- Advancement Services-Gen - Moran
- Budget & Analytics-Gen - Cotton
- Business-Dean's Off - Wiley
- Career & Leadership-Gen - Naegeli
- CAS-Dean's Off-Gen - Holdeman
- CCAMPIS - Mckinney
- CMHT-Gen - Forney
- College of Music-Gen - Richmond
- CVAD-Dean's Off - Watts
- Div of Student Affairs - Armitage
- Education-Dean's Off - Combes
- Engineering-Dean's Off - Tsatsoulis
- Facilities-Gen - Reynolds
- Financial Aid - Deleon
- Grants & Contracts Admin - Krhovjak
- Information-Dean's Off - Kinshuk
- International Affairs-Gen - Shenberger
- PACS-Dean's Off-Gen - Evenson
- Police Services - Reynolds
- Printing & Distribution Solut - Connaughton



101

### Respondents

This is the greatest number of respondents on any one question

3.74

### Grand Mean

This represents the unit's overall engagement on a scale of 1-5

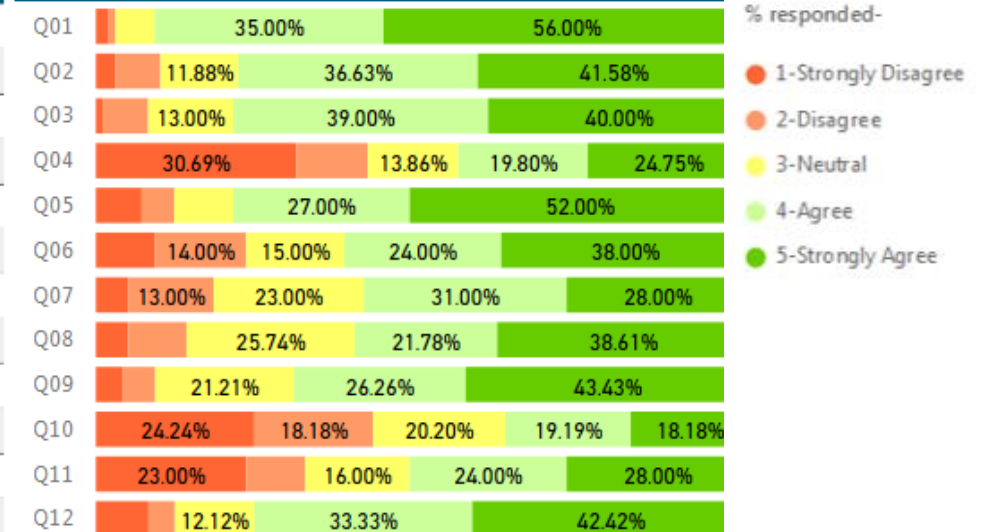
28

### Percentile - Education Services Benchmark

This represents the unit percentile ranking compared to the Gallup education services database

QuestionID	Question Short	Mean	Size	Gallup percentile
Q01	Know what's expected	4.43	101	46
Q02	Materials and equipment	4.07	101	46
Q03	Opportunity to do best	4.10	100	47
Q04	Recognition*	2.99	95	18
Q05	Cares about me	4.12	100	40
Q06	Development	3.68	100	32
Q07	Opinions Count	3.64	100	36
Q08	Mission/Purpose	3.80	101	29
Q09	Committed to quality	4.00	99	38
Q10	Best friend	2.88	94	9
Q11	Progress	3.25	96	16
Q12	Learn and Grow	3.98	99	40

### Frequency Distribution

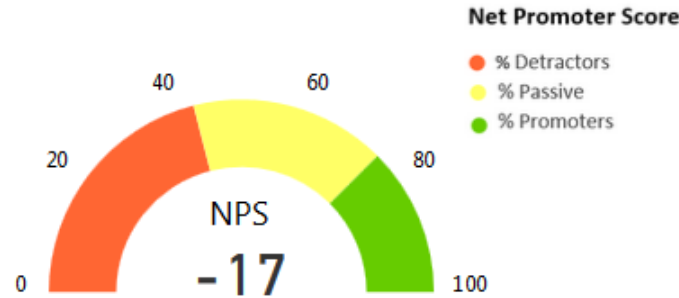


# Gallup Engagement Survey 2017 Level 4

## Level 4



- Admissions-Gen - Lothringer
- Advancement Services-Gen - Moran
- Budget & Analytics-Gen - Cotton
- Business-Dean's Off - Wiley
- Career & Leadership-Gen - Naegeli
- CAS-Dean's Off-Gen - Holdeman
- CCAMPIS - Mckinney
- CMHT-Gen - Forney
- College of Music-Gen - Richmond
- CVAD-Dean's Off - Watts
- Div of Student Affairs - Armitage
- Education-Dean's Off - Combes
- Engineering-Dean's Off - Tsatsoulis
- Facilities-Gen - Reynolds
- Financial Aid - Deleon
- Grants & Contracts Admin - Krhovjak
- Information-Dean's Off - Kinshuk
- International Affairs-Gen - Shenberger
- PACS-Dean's Off-Gen - Evenson
- Police Services - Reynolds
- Printing & Distribution Solut - Connaughton



24

### Respondents

This is the greatest number of respondents on any one question

3.69

### Grand Mean

This represents the unit's overall engagement on a scale of 1-5

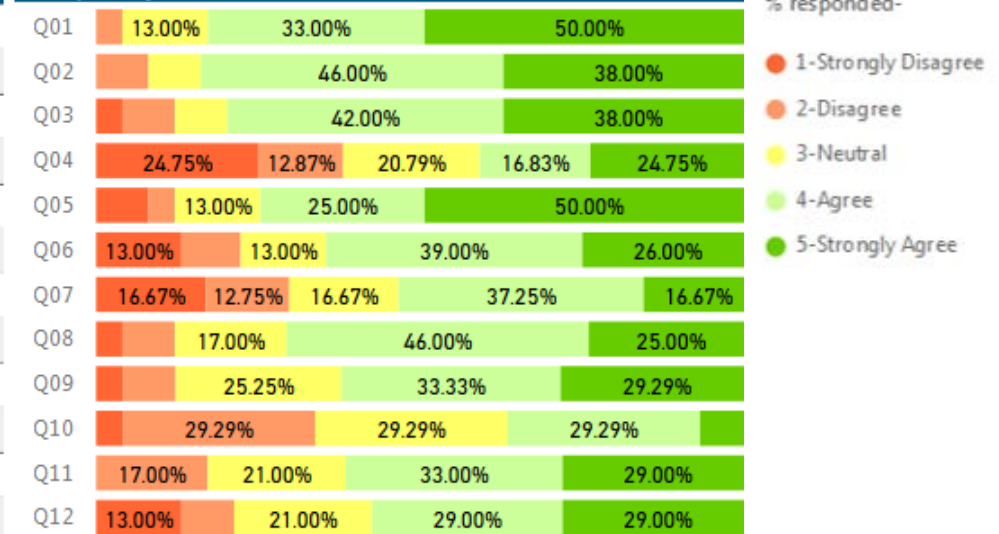
24

### Percentile - Education Services Benchmark

This represents the unit percentile ranking compared to the Gallup education services database

QuestionID	Question Short	Mean	Size	Gallup percentile
Q01	Know what's expected	4.29	24	33
Q02	Materials and equipment	4.13	24	49
Q03	Opportunity to do best	4.00	24	44
Q04	Recognition*	3.04	24	20
Q05	Cares about me	4.04	24	38
Q06	Development	3.57	23	26
Q07	Opinions Count	3.25	24	18
Q08	Mission/Purpose	3.79	24	28
Q09	Committed to quality	3.75	24	22
Q10	Best friend	3.08	24	14
Q11	Progress	3.75	24	33
Q12	Learn and Grow	3.54	24	18

### Frequency Distribution

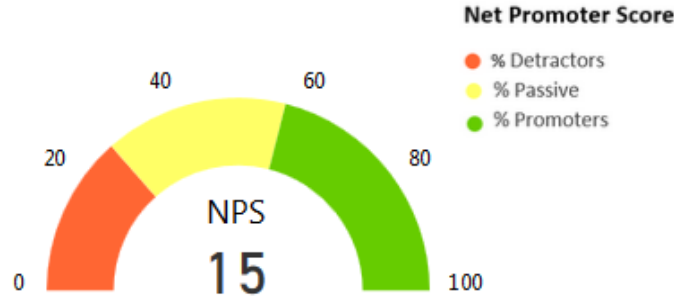


# Gallup Engagement Survey 2017 Level 4

## Level 4



- Admissions-Gen - Lothringer
- Advancement Services-Gen - Moran
- Budget & Analytics-Gen - Cotton
- Business-Dean's Off - Wiley
- Career & Leadership-Gen - Naegeli
- CAS-Dean's Off-Gen - Holdeman
- CCAMPIS - Mckinney
- CMHT-Gen - Forney
- College of Music-Gen - Richmond
- CVAD-Dean's Off - Watts
- Div of Student Affairs - Armitage
- Education-Dean's Off - Combes
- Engineering-Dean's Off - Tsatsoulis
- Facilities-Gen - Reynolds
- Financial Aid - Deleon
- Grants & Contracts Admin - Krhovjak
- Information-Dean's Off - Kinshuk
- International Affairs-Gen - Shenberger
- PACS-Dean's Off-Gen - Evenson
- Police Services - Reynolds
- Printing & Distribution Solut - Connaughton



**26** Respondents

This is the greatest number of respondents on any one question

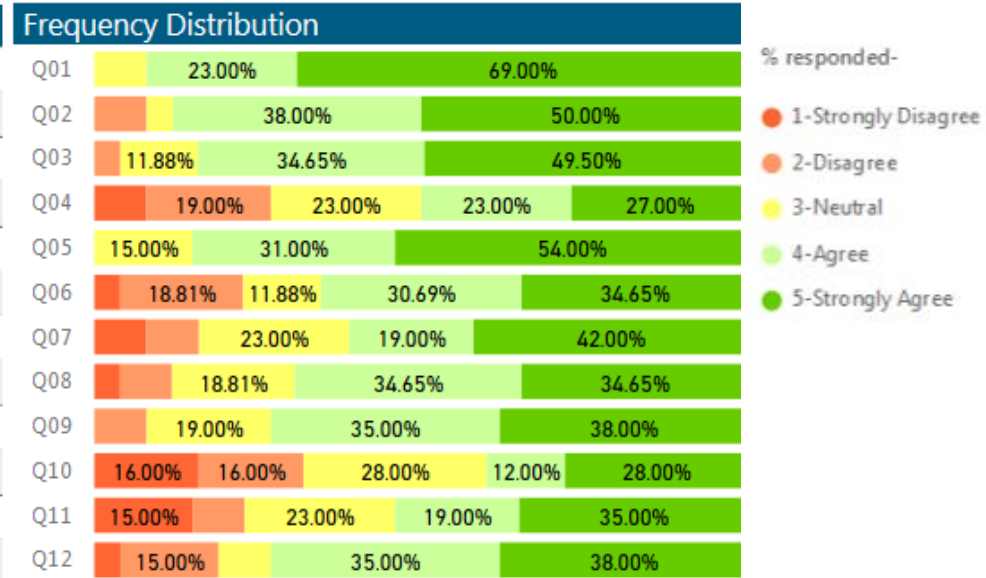
**3.92** Grand Mean

This represents the unit's overall engagement on a scale of 1-5

**46** Percentile - Education Services Benchmark

This represents the unit percentile ranking compared to the Gallup education services database

QuestionID	Question Short	Mean	Size	Gallup percentile
Q01	Know what's expected	4.62	26	64
Q02	Materials and equipment	4.31	26	62
Q03	Opportunity to do best	4.31	26	62
Q04	Recognition*	3.42	26	34
Q05	Cares about me	4.38	26	58
Q06	Development	3.73	26	34
Q07	Opinions Count	3.81	26	46
Q08	Mission/Purpose	3.88	26	33
Q09	Committed to quality	4.04	26	41
Q10	Best friend	3.20	25	17
Q11	Progress	3.50	26	24
Q12	Learn and Grow	3.88	26	34

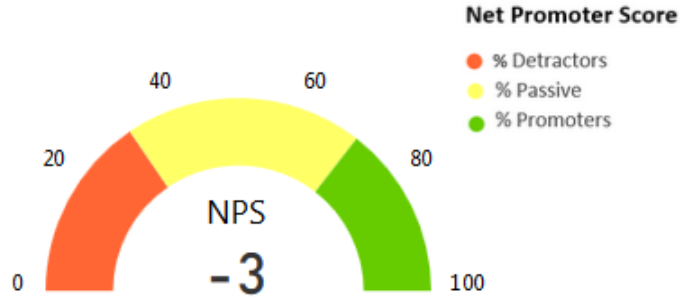


# Gallup Engagement Survey 2017 Level 4

## Level 4



- College of Music-Gen - Richmond
- CVAD-Dean's Off - Watts
- Div of Student Affairs - Armitage
- Education-Dean's Off - Combes
- Engineering-Dean's Off - Tsatsoulis
- Facilities-Gen - Reynolds
- Financial Aid - Deleon
- Grants & Contracts Admin - Krhovjak
- Information-Dean's Off - Kinshuk
- International Affairs-Gen - Shenberger
- PACS-Dean's Off-Gen - Evenson
- Police Services - Reynolds
- Printing & Distribution Solut - Connaughton
- Provost-Gen - Vestal
- Registrar - McCreary
- Risk Mgmt Services-Gen - Welch
- Student Affairs-Gen - McGuire
- TAMS-Dean's Off - de Oliveira
- Univ Relations Com & Mktng-Gen - Reese
- University Information Service - Clark
- Vice Provost Acad Affairs-Gen - Crutsinger



131

### Respondents

This is the greatest number of respondents on any one question

3.76

### Grand Mean

This represents the unit's overall engagement on a scale of 1-5

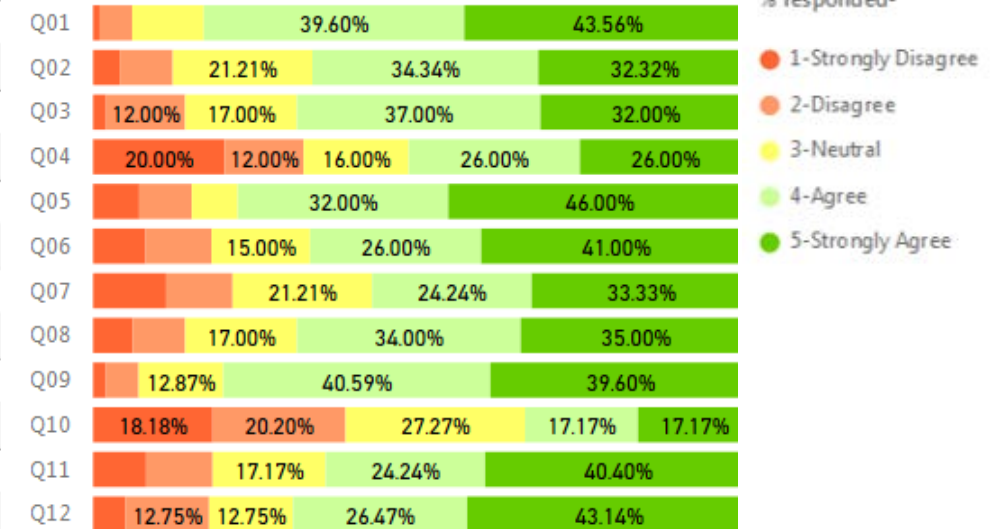
30

### Percentile - Education Services Benchmark

This represents the unit percentile ranking compared to the Gallup education services database

QuestionID	Question Short	Mean	Size	Gallup percentile
Q01	Know what's expected	4.22	131	29
Q02	Materials and equipment	3.82	131	30
Q03	Opportunity to do best	3.84	131	31
Q04	Recognition*	3.26	129	27
Q05	Cares about me	4.02	130	37
Q06	Development	3.82	130	39
Q07	Opinions Count	3.57	131	32
Q08	Mission/Purpose	3.83	131	30
Q09	Committed to quality	4.13	130	45
Q10	Best friend	2.95	122	11
Q11	Progress	3.79	126	34
Q12	Learn and Grow	3.92	128	36

### Frequency Distribution

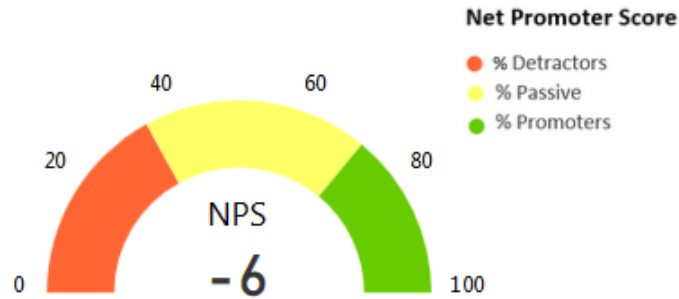


# Gallup Engagement Survey 2017 Level 4

## Level 4



- College of Music-Gen - Richmond
- CVAD-Dean's Off - Watts
- Div of Student Affairs - Armitage
- Education-Dean's Off - Combes
- Engineering-Dean's Off - Tsatsoulis
- Facilities-Gen - Reynolds
- Financial Aid - Deleon
- Grants & Contracts Admin - Krhovjak
- Information-Dean's Off - Kinshuk
- International Affairs-Gen - Shenberger
- PACS-Dean's Off-Gen - Evenson
- Police Services - Reynolds
- Printing & Distribution Solut - Connaughton
- Provost-Gen - Vestal
- Registrar - McCreary
- Risk Mgmt Services-Gen - Welch
- Student Affairs-Gen - McGuire
- TAMS-Dean's Off - de Oliveira
- Univ Relations Com & Mktng-Gen - Reese
- University Information Service - Clark
- Vice Provost Acad Affairs-Gen - Crutsinger



32

### Respondents

This is the greatest number of respondents on any one question

3.72

### Grand Mean

This represents the unit's overall engagement on a scale of 1-5

26

### Percentile - Education Services Benchmark

This represents the unit percentile ranking compared to the Gallup education services database

QuestionID	Question Short	Mean	Size	Gallup percentile
Q01	Know what's expected	4.06	32	18
Q02	Materials and equipment	4.09	32	47
Q03	Opportunity to do best	3.75	32	26
Q04	Recognition*	3.22	32	25
Q05	Cares about me	4.22	32	49
Q06	Development	3.91	32	44
Q07	Opinions Count	3.35	31	21
Q08	Mission/Purpose	3.50	32	15
Q09	Committed to quality	4.16	32	48
Q10	Best friend	2.76	29	7
Q11	Progress	3.56	32	25
Q12	Learn and Grow	4.00	32	43

### Frequency Distribution

QuestionID	1-Strongly Disagree	2-Disagree	3-Neutral	4-Agree	5-Strongly Agree
Q01	13.00%			50.00%	31.00%
Q02	19.00%			25.00%	47.00%
Q03	13.00%	28.00%		31.00%	28.00%
Q04	15.84%	18.81%	18.81%	21.78%	24.75%
Q05	19.00%				63.00%
Q06	12.87%	18.81%		21.78%	43.56%
Q07	16.00%	16.00%	13.00%	26.00%	29.00%
Q08	19.00%		25.00%	19.00%	31.00%
Q09	13.00%			31.00%	47.00%
Q10	24.00%	31.00%	14.00%		21.00%
Q11	13.00%	16.00%		28.00%	34.00%
Q12	19.00%			22.00%	47.00%

% responded-

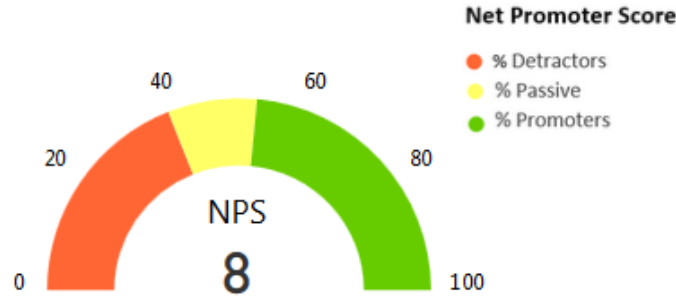
- 1-Strongly Disagree
- 2-Disagree
- 3-Neutral
- 4-Agree
- 5-Strongly Agree

# Gallup Engagement Survey 2017 Level 4

## Level 4



- College of Music-Gen - Richmond
- CVAD-Dean's Off - Watts
- Div of Student Affairs - Armitage
- Education-Dean's Off - Combes
- Engineering-Dean's Off - Tsatsoulis
- Facilities-Gen - Reynolds
- Financial Aid - Deleon
- Grants & Contracts Admin - Krhovjak
- Information-Dean's Off - Kinshuk
- International Affairs-Gen - Shenberger
- PACS-Dean's Off-Gen - Evenson
- Police Services - Reynolds
- Printing & Distribution Solut - Connaughton
- Provost-Gen - Vestal
- Registrar - McCreary
- Risk Mgmt Services-Gen - Welch
- Student Affairs-Gen - McGuire
- TAMS-Dean's Off - de Oliveira
- Univ Relations Com & Mktng-Gen - Reese
- University Information Service - Clark
- Vice Provost Acad Affairs-Gen - Crutsinger



13

### Respondents

This is the greatest number of respondents on any one question

3.74

### Grand Mean

This represents the unit's overall engagement on a scale of 1-5

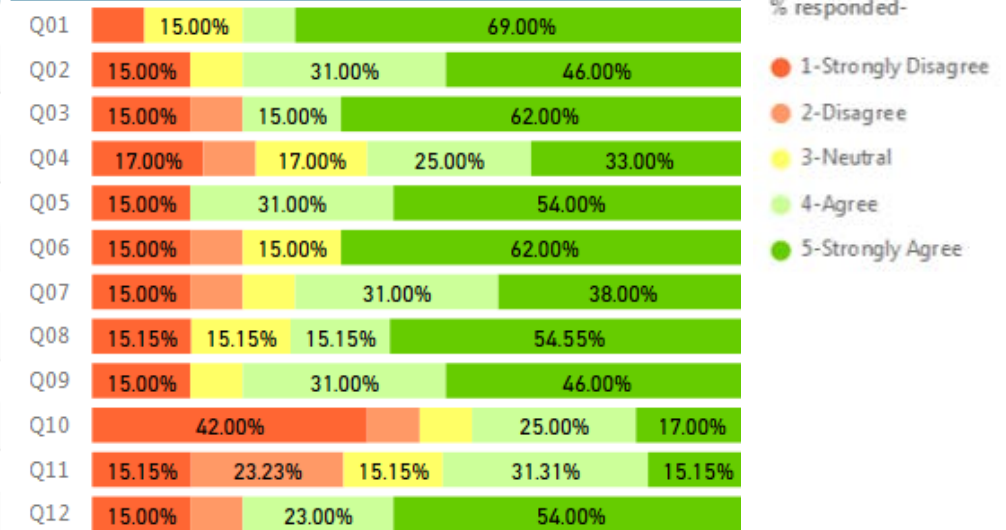
28

### Percentile - Education Services Benchmark

This represents the unit percentile ranking compared to the Gallup education services database

QuestionID	Question Short	Mean	Size	Gallup percentile
Q01	Know what's expected	4.31	13	35
Q02	Materials and equipment	3.92	13	36
Q03	Opportunity to do best	4.00	13	44
Q04	Recognition*	3.50	12	38
Q05	Cares about me	4.08	13	39
Q06	Development	3.85	13	41
Q07	Opinions Count	3.69	13	39
Q08	Mission/Purpose	3.92	13	35
Q09	Committed to quality	3.92	13	32
Q10	Best friend	2.67	12	5
Q11	Progress	3.08	13	12
Q12	Learn and Grow	3.92	13	36

### Frequency Distribution

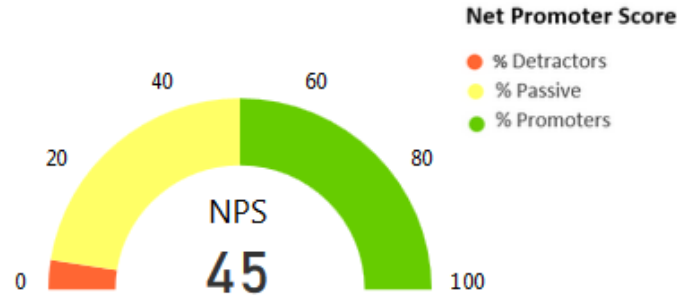


# Gallup Engagement Survey 2017 Level 4

## Level 4



- College of Music-Gen - Richmond
- CVAD-Dean's Off - Watts
- Div of Student Affairs - Armitage
- Education-Dean's Off - Combes
- Engineering-Dean's Off - Tsatsoulis
- Facilities-Gen - Reynolds
- Financial Aid - Deleon
- Grants & Contracts Admin - Krhovjak
- Information-Dean's Off - Kinshuk
- International Affairs-Gen - Shenberger
- PACS-Dean's Off-Gen - Evenson
- Police Services - Reynolds
- Printing & Distribution Solut - Connaughton
- Provost-Gen - Vestal
- Registrar - McCreary
- Risk Mgmt Services-Gen - Welch
- Student Affairs-Gen - McGuire
- TAMS-Dean's Off - de Oliveira
- Univ Relations Com & Mktng-Gen - Reese
- University Information Service - Clark
- Vice Provost Acad Affairs-Gen - Crutsinger



**20**

### Respondents

This is the greatest number of respondents on any one question

**4.16**

### Grand Mean

This represents the unit's overall engagement on a scale of 1-5

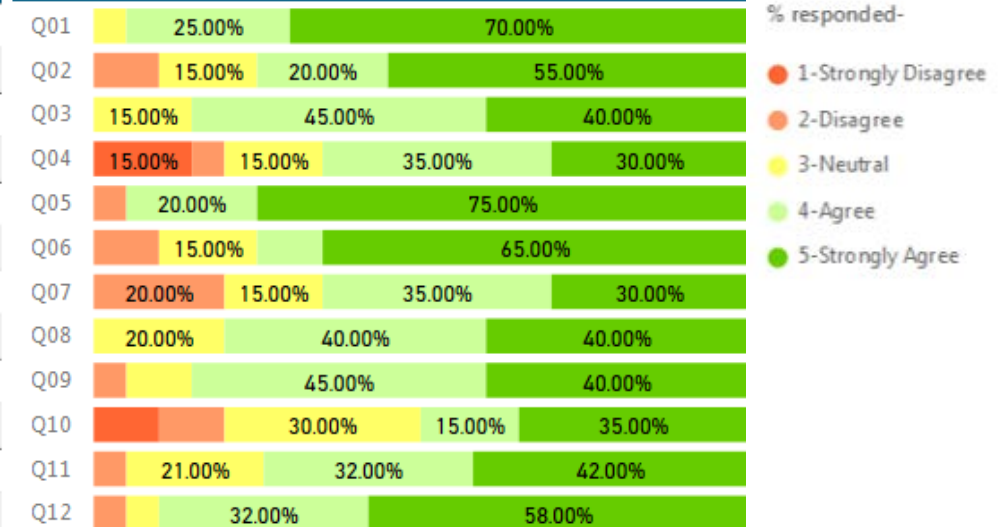
**71**

### Percentile - Education Services Benchmark

This represents the unit percentile ranking compared to the Gallup education services database

QuestionID	Question Short	Mean	Size	Gallup percentile
Q01	Know what's expected	4.65	20	67
Q02	Materials and equipment	4.20	20	57
Q03	Opportunity to do best	4.25	20	59
Q04	Recognition*	3.60	20	42
Q05	Cares about me	4.65	20	77
Q06	Development	4.30	20	67
Q07	Opinions Count	3.75	20	42
Q08	Mission/Purpose	4.20	20	54
Q09	Committed to quality	4.20	20	53
Q10	Best friend	3.55	20	32
Q11	Progress	4.11	19	49
Q12	Learn and Grow	4.42	19	67

### Frequency Distribution

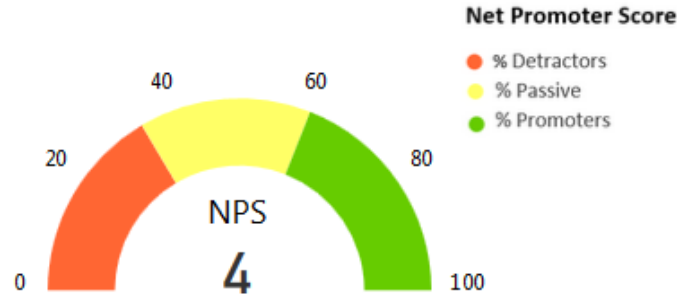


# Gallup Engagement Survey 2017 Level 4

## Level 4



- College of Music-Gen - Richmond
- CVAD-Dean's Off - Watts
- Div of Student Affairs - Armitage
- Education-Dean's Off - Combes
- Engineering-Dean's Off - Tsatsoulis
- Facilities-Gen - Reynolds
- Financial Aid - Deleon
- Grants & Contracts Admin - Krhovjak
- Information-Dean's Off - Kinshuk
- International Affairs-Gen - Shenberger
- PACS-Dean's Off-Gen - Evenson
- Police Services - Reynolds
- Printing & Distribution Solut - Connaughton
- Provost-Gen - Vestal
- Registrar - McCreary
- Risk Mgmt Services-Gen - Welch
- Student Affairs-Gen - McGuire
- TAMS-Dean's Off - de Oliveira
- Univ Relations Com & Mktng-Gen - Reese
- University Information Service - Clark
- Vice Provost Acad Affairs-Gen - Crutsinger



24

### Respondents

This is the greatest number of respondents on any one question

3.74

### Grand Mean

This represents the unit's overall engagement on a scale of 1-5

28

### Percentile - Education Services Benchmark

This represents the unit percentile ranking compared to the Gallup education services database

QuestionID	Question Short	Mean	Size	Gallup percentile
Q01	Know what's expected	4.04	24	18
Q02	Materials and equipment	4.08	24	46
Q03	Opportunity to do best	4.00	24	44
Q04	Recognition*	3.04	24	20
Q05	Cares about me	4.25	24	50
Q06	Development	3.92	24	44
Q07	Opinions Count	3.42	24	25
Q08	Mission/Purpose	3.70	23	23
Q09	Committed to quality	3.67	24	18
Q10	Best friend	3.04	24	14
Q11	Progress	3.61	23	28
Q12	Learn and Grow	4.13	23	48

### Frequency Distribution

QuestionID	1-Strongly Disagree	2-Disagree	3-Neutral	4-Agree	5-Strongly Agree
Q01	0.00%	0.00%	21.00%	29.00%	42.00%
Q02	0.00%	0.00%	29.00%	21.00%	46.00%
Q03	16.83%	0.00%	16.83%	37.62%	37.62%
Q04	16.83%	20.79%	20.79%	24.75%	16.83%
Q05	13.00%	0.00%	13.00%	29.00%	54.00%
Q06	0.00%	0.00%	29.00%	25.00%	38.00%
Q07	12.87%	12.87%	20.79%	28.71%	24.75%
Q08	17.00%	0.00%	22.00%	35.00%	26.00%
Q09	0.00%	0.00%	21.21%	33.33%	29.29%
Q10	20.79%	12.87%	28.71%	16.83%	20.79%
Q11	22.00%	0.00%	26.00%	22.00%	30.00%
Q12	0.00%	0.00%	22.00%	43.00%	35.00%

% responded-

- 1-Strongly Disagree
- 2-Disagree
- 3-Neutral
- 4-Agree
- 5-Strongly Agree

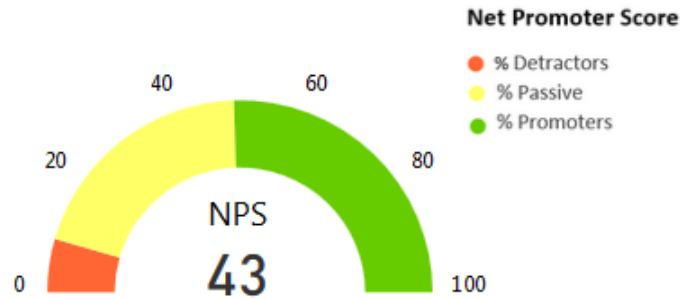


# Gallup Engagement Survey 2017 Level 4

## Level 4



- College of Music-Gen - Richmond
- CVAD-Dean's Off - Watts
- Div of Student Affairs - Armitage
- Education-Dean's Off - Combes
- Engineering-Dean's Off - Tsatsoulis
- Facilities-Gen - Reynolds
- Financial Aid - Deleon
- Grants & Contracts Admin - Krhovjak
- Information-Dean's Off - Kinshuk
- International Affairs-Gen - Shenberger
- PACS-Dean's Off-Gen - Evenson
- Police Services - Reynolds
- Printing & Distribution Solut - Connaughton
- Provost-Gen - Vestal
- Registrar - McCreary
- Risk Mgmt Services-Gen - Welch
- Student Affairs-Gen - McGuire
- TAMS-Dean's Off - de Oliveira
- Univ Relations Com & Mktng-Gen - Reese
- University Information Service - Clark
- Vice Provost Acad Affairs-Gen - Crutsinger



**35**

### Respondents

This is the greatest number of respondents on any one question

**4.15**

### Grand Mean

This represents the unit's overall engagement on a scale of 1-5

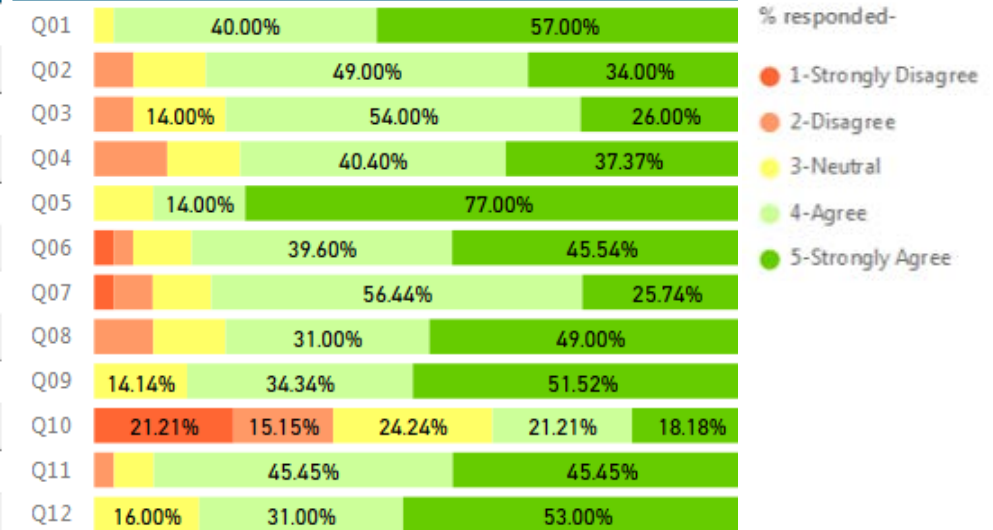
**70**

### Percentile - Education Services Benchmark

This represents the unit percentile ranking compared to the Gallup education services database

QuestionID	Question Short	Mean	Size	Gallup percentile
Q01	Know what's expected	4.54	35	55
Q02	Materials and equipment	4.11	35	48
Q03	Opportunity to do best	4.00	35	44
Q04	Recognition*	4.03	35	64
Q05	Cares about me	4.69	35	79
Q06	Development	4.23	35	63
Q07	Opinions Count	3.97	35	55
Q08	Mission/Purpose	4.20	35	54
Q09	Committed to quality	4.37	35	64
Q10	Best friend	3.00	33	12
Q11	Progress	4.33	33	61
Q12	Learn and Grow	4.38	32	64

### Frequency Distribution

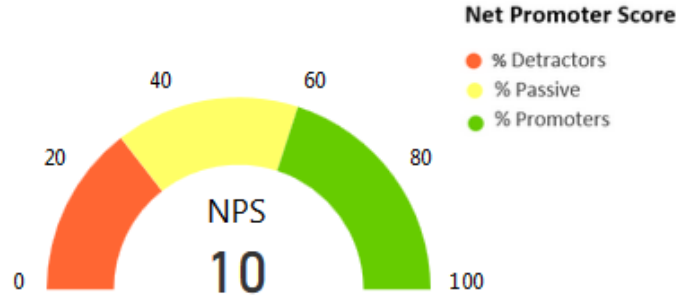


# Gallup Engagement Survey 2017 Level 4

## Level 4



- College of Music-Gen - Richmond
- CVAD-Dean's Off - Watts
- Div of Student Affairs - Armitage
- Education-Dean's Off - Combes
- Engineering-Dean's Off - Tsatsoulis
- Facilities-Gen - Reynolds
- Financial Aid - Deleon
- Grants & Contracts Admin - Krhovjak
- Information-Dean's Off - Kinshuk
- International Affairs-Gen - Shenberger
- PACS-Dean's Off-Gen - Evenson
- Police Services - Reynolds
- Printing & Distribution Solut - Connaughton
- Provost-Gen - Vestal
- Registrar - McCreary
- Risk Mgmt Services-Gen - Welch
- Student Affairs-Gen - McGuire
- TAMS-Dean's Off - de Oliveira
- Univ Relations Com & Mktng-Gen - Reese
- University Information Service - Clark
- Vice Provost Acad Affairs-Gen - Crutsinger



51

### Respondents

This is the greatest number of respondents on any one question

3.92

### Grand Mean

This represents the unit's overall engagement on a scale of 1-5

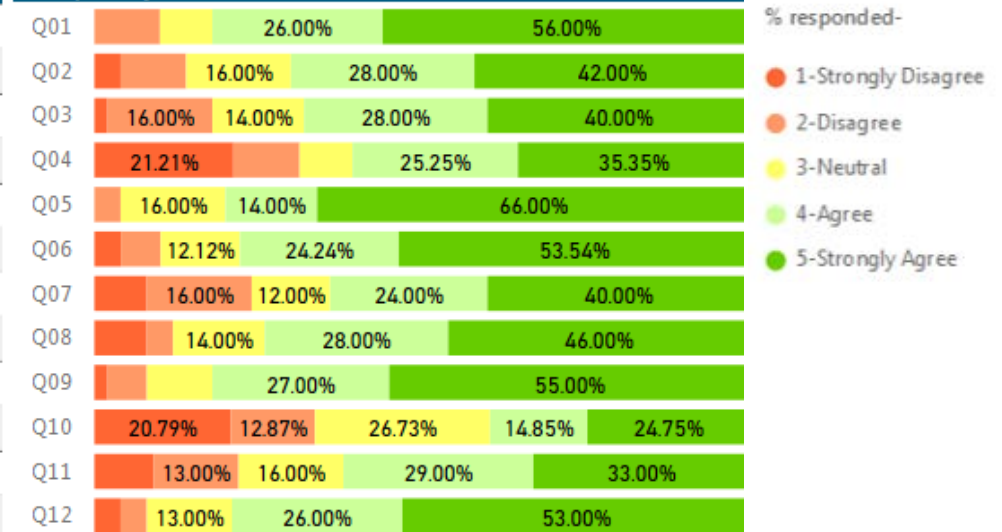
46

### Percentile - Education Services Benchmark

This represents the unit percentile ranking compared to the Gallup education services database

QuestionID	Question Short	Mean	Size	Gallup percentile
Q01	Know what's expected	4.28	50	32
Q02	Materials and equipment	3.94	50	37
Q03	Opportunity to do best	3.88	50	34
Q04	Recognition*	3.44	48	35
Q05	Cares about me	4.42	50	62
Q06	Development	4.16	49	58
Q07	Opinions Count	3.72	50	41
Q08	Mission/Purpose	4.00	50	41
Q09	Committed to quality	4.27	49	57
Q10	Best friend	3.10	48	15
Q11	Progress	3.64	45	29
Q12	Learn and Grow	4.19	47	52

### Frequency Distribution

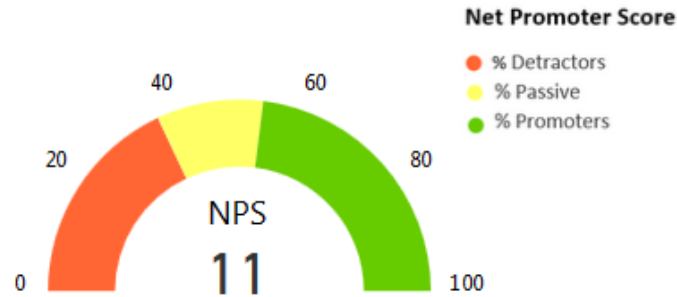


# Gallup Engagement Survey 2017 Level 4

## Level 4



- College of Music-Gen - Richmond
- CVAD-Dean's Off - Watts
- Div of Student Affairs - Armitage
- Education-Dean's Off - Combes
- Engineering-Dean's Off - Tsatsoulis
- Facilities-Gen - Reynolds
- Financial Aid - Deleon
- Grants & Contracts Admin - Krhovjak
- Information-Dean's Off - Kinshuk
- International Affairs-Gen - Shenberger
- PACS-Dean's Off-Gen - Evenson
- Police Services - Reynolds
- Printing & Distribution Solut - Connaughton
- Provost-Gen - Vestal
- Registrar - McCreary
- Risk Mgmt Services-Gen - Welch
- Student Affairs-Gen - McGuire
- TAMS-Dean's Off - de Oliveira
- Univ Relations Com & Mktng-Gen - Reese
- University Information Service - Clark
- Vice Provost Acad Affairs-Gen - Crutsinger



28

### Respondents

This is the greatest number of respondents on any one question

3.85

### Grand Mean

This represents the unit's overall engagement on a scale of 1-5

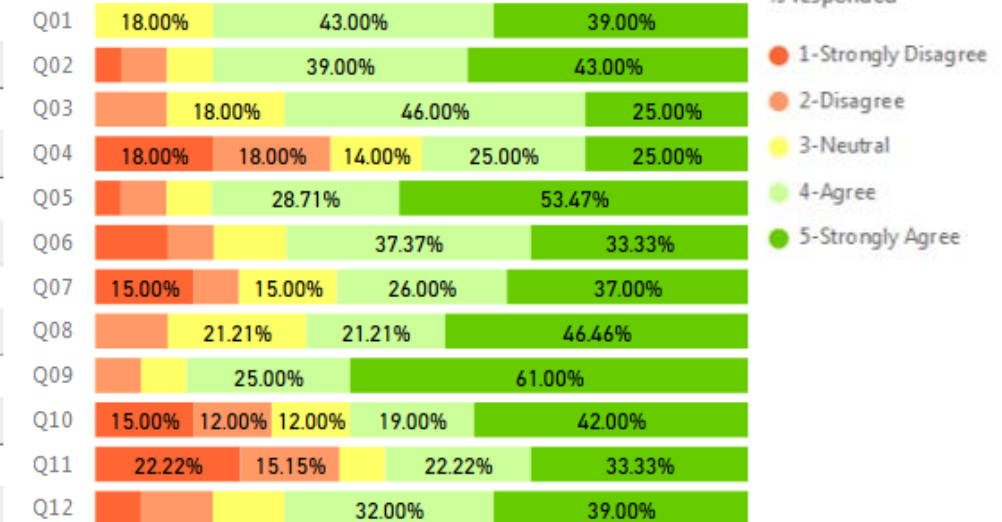
39

### Percentile - Education Services Benchmark

This represents the unit percentile ranking compared to the Gallup education services database

QuestionID	Question Short	Mean	Size	Gallup percentile
Q01	Know what's expected	4.21	28	28
Q02	Materials and equipment	4.11	28	48
Q03	Opportunity to do best	3.86	28	33
Q04	Recognition*	3.21	28	25
Q05	Cares about me	4.21	28	48
Q06	Development	3.74	27	34
Q07	Opinions Count	3.63	27	36
Q08	Mission/Purpose	4.04	28	43
Q09	Committed to quality	4.39	28	66
Q10	Best friend	3.62	26	36
Q11	Progress	3.30	27	17
Q12	Learn and Grow	3.86	28	33

### Frequency Distribution

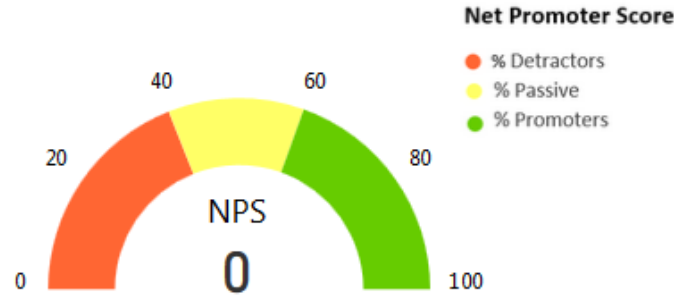


# Gallup Engagement Survey 2017 Level 5

## Level 5



- Accounting - Seetharaman
- Administrative IT Services - John
- Anthropology - Henry
- Behavior Analysis - Rosales-Ruiz
- Biological Sciences - Goven III
- Career Center - Vinson
- CAS-Dean's Off-Gen - Christian
- CAS-Dean's Off-Gen - Schaake
- Chemistry - Richmond
- CMHT-Gen - Knight
- Computer Science & Engineering - Bryant
- Counseling & Higher Education - Holden
- Criminal Justice - Fritsch
- CVAD-Dean's Off - Ligon
- Dance & Theatre - Garcia Jr
- Dining Services - McNeace Jr
- Disability & Addiction Rehab - Holloway
- Educational Psychology - Tashakkori
- Education-Student Advising - Pasco
- Engineering Technology - Barbieri
- English - Upchurch
- Facilities-Gen - Bailey



13

### Respondents

This is the greatest number of respondents on any one question

3.43

### Grand Mean

This represents the unit's overall engagement on a scale of 1-5

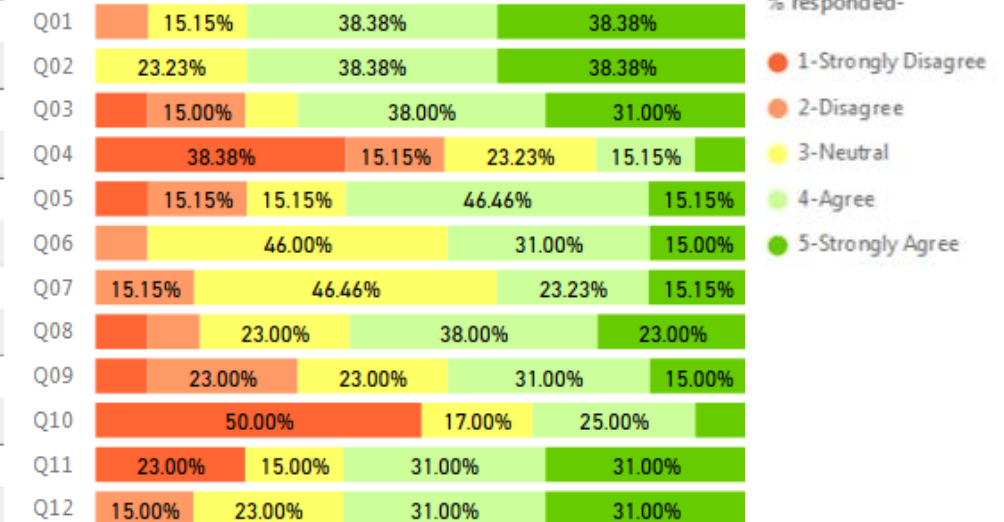
8

### Percentile - Education Services Benchmark

This represents the unit percentile ranking compared to the Gallup education services database

QuestionID	Question Short	Mean	Size	Gallup percentile
Q01	Know what's expected	4.08	13	19
Q02	Materials and equipment	4.15	13	51
Q03	Opportunity to do best	3.69	13	22
Q04	Recognition*	2.38	13	5
Q05	Cares about me	3.46	13	13
Q06	Development	3.54	13	25
Q07	Opinions Count	3.38	13	23
Q08	Mission/Purpose	3.62	13	20
Q09	Committed to quality	3.23	13	5
Q10	Best friend	2.42	12	2
Q11	Progress	3.46	13	22
Q12	Learn and Grow	3.77	13	28

### Frequency Distribution

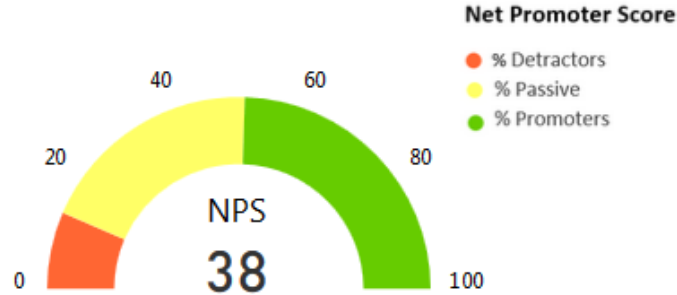


# Gallup Engagement Survey 2017 Level 5

## Level 5



- Accounting - Seetharaman
- Administrative IT Services - John
- Anthropology - Henry
- Behavior Analysis - Rosales-Ruiz
- Biological Sciences - Goven III
- Career Center - Vinson
- CAS-Dean's Off-Gen - Christian
- CAS-Dean's Off-Gen - Schaake
- Chemistry - Richmond
- CMHT-Gen - Knight
- Computer Science & Engineering - Bryant
- Counseling & Higher Education - Holden
- Criminal Justice - Fritsch
- CVAD-Dean's Off - Ligon
- Dance & Theatre - Garcia Jr
- Dining Services - McNeace Jr
- Disability & Addiction Rehab - Holloway
- Educational Psychology - Tashakkori
- Education-Student Advising - Pasco
- Engineering Technology - Barbieri
- English - Upchurch
- Facilities-Gen - Bailey



**16**

### Respondents

This is the greatest number of respondents on any one question

**4.17**

### Grand Mean

This represents the unit's overall engagement on a scale of 1-5

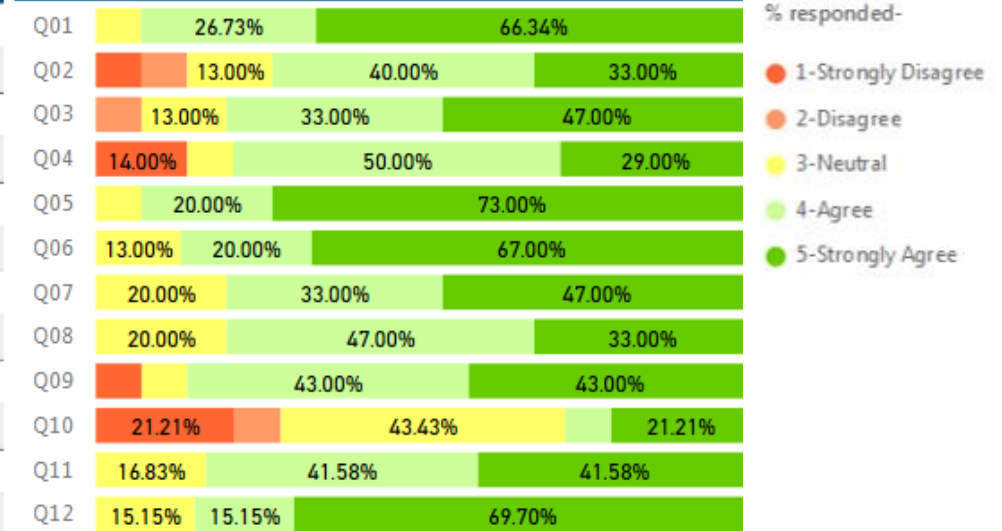
**72**

### Percentile - Education Services Benchmark

This represents the unit percentile ranking compared to the Gallup education services database

QuestionID	Question Short	Mean	Size	Gallup percentile
Q01	Know what's expected	4.60	15	63
Q02	Materials and equipment	3.87	15	33
Q03	Opportunity to do best	4.20	15	56
Q04	Recognition*	3.79	14	50
Q05	Cares about me	4.67	15	79
Q06	Development	4.53	15	79
Q07	Opinions Count	4.27	15	72
Q08	Mission/Purpose	4.13	15	47
Q09	Committed to quality	4.14	14	45
Q10	Best friend	3.00	14	12
Q11	Progress	4.25	12	58
Q12	Learn and Grow	4.54	13	74

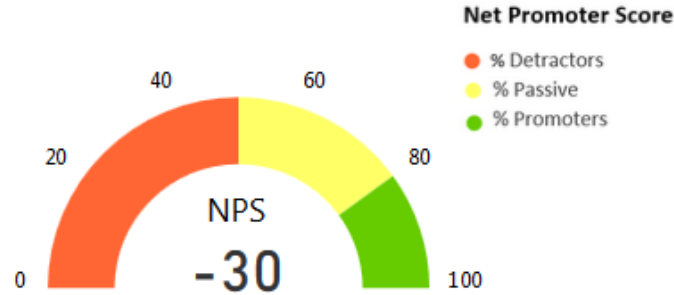
### Frequency Distribution



# Gallup Engagement Survey 2017 Level 5

## Level 5

- Accounting - Seetharaman
- Administrative IT Services - John
- Anthropology - Henry
- Behavior Analysis - Rosales-Ruiz
- Biological Sciences - Goven III
- Career Center - Vinson
- CAS-Dean's Off-Gen - Christian
- CAS-Dean's Off-Gen - Schaake
- Chemistry - Richmond
- CMHT-Gen - Knight
- Computer Science & Engineering - Bryant
- Counseling & Higher Education - Holden
- Criminal Justice - Fritsch
- CVAD-Dean's Off - Ligon
- Dance & Theatre - Garcia Jr
- Dining Services - McNeace Jr
- Disability & Addiction Rehab - Holloway
- Educational Psychology - Tashakkori
- Education-Student Advising - Pasco
- Engineering Technology - Barbieri
- English - Upchurch
- Facilities-Gen - Bailey



**10**

### Respondents

This is the greatest number of respondents on any one question

**3.66**

### Grand Mean

This represents the unit's overall engagement on a scale of 1-5

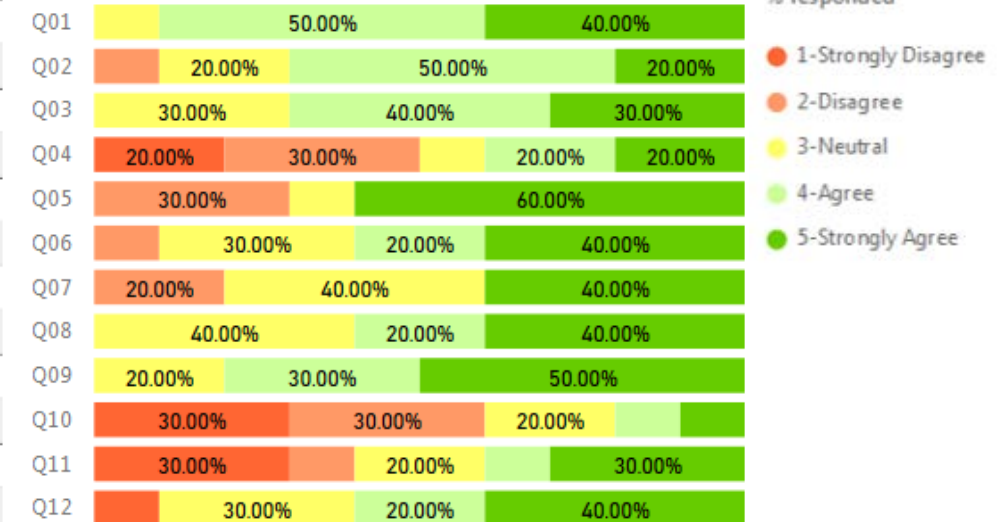
**21**

### Percentile - Education Services Benchmark

This represents the unit percentile ranking compared to the Gallup education services database

QuestionID	Question Short	Mean	Size	Gallup percentile
Q01	Know what's expected	4.30	10	34
Q02	Materials and equipment	3.80	10	29
Q03	Opportunity to do best	4.00	10	44
Q04	Recognition*	2.90	10	15
Q05	Cares about me	3.90	10	30
Q06	Development	3.90	10	44
Q07	Opinions Count	3.60	10	33
Q08	Mission/Purpose	4.00	10	41
Q09	Committed to quality	4.30	10	59
Q10	Best friend	2.40	10	2
Q11	Progress	3.00	10	11
Q12	Learn and Grow	3.80	10	30

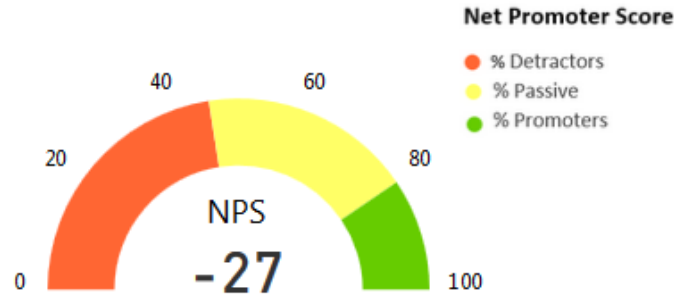
### Frequency Distribution



# Gallup Engagement Survey 2017 Level 5

## Level 5

- Accounting - Seetharaman
- Administrative IT Services - John
- Anthropology - Henry
- Behavior Analysis - Rosales-Ruiz
- Biological Sciences - Govan III
- Career Center - Vinson
- CAS-Dean's Off-Gen - Christian
- CAS-Dean's Off-Gen - Schaake
- Chemistry - Richmond
- CMHT-Gen - Knight
- Computer Science & Engineering - Bryant
- Counseling & Higher Education - Holden
- Criminal Justice - Fritsch
- CVAD-Dean's Off - Ligon
- Dance & Theatre - Garcia Jr
- Dining Services - McNeace Jr
- Disability & Addiction Rehab - Holloway
- Educational Psychology - Tashakkori
- Education-Student Advising - Pasco
- Engineering Technology - Barbieri
- English - Upchurch
- Facilities-Gen - Bailey



**11**

### Respondents

This is the greatest number of respondents on any one question

**3.65**

### Grand Mean

This represents the unit's overall engagement on a scale of 1-5

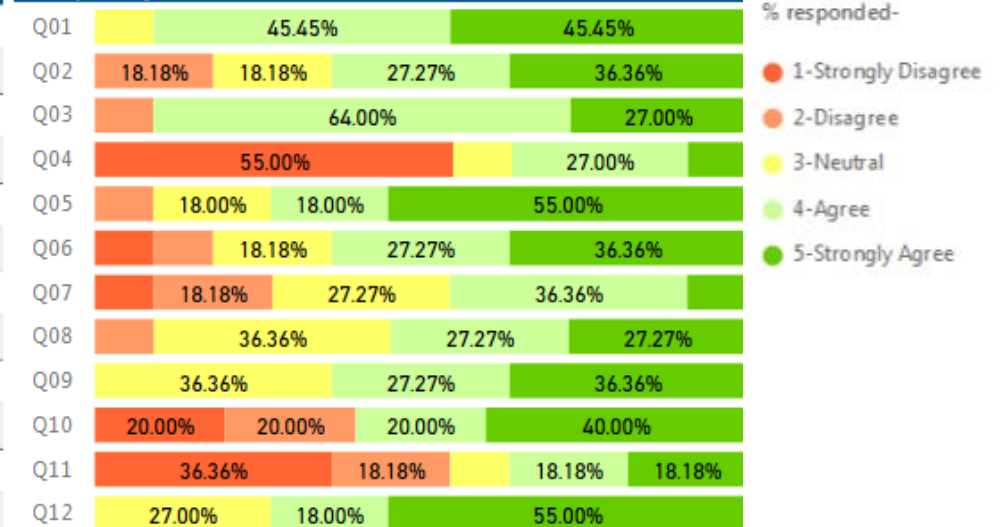
**20**

### Percentile - Education Services Benchmark

This represents the unit percentile ranking compared to the Gallup education services database

QuestionID	Question Short	Mean	Size	Gallup percentile
Q01	Know what's expected	4.36	11	38
Q02	Materials and equipment	3.82	11	30
Q03	Opportunity to do best	4.09	11	47
Q04	Recognition*	2.36	11	4
Q05	Cares about me	4.18	11	45
Q06	Development	3.73	11	34
Q07	Opinions Count	3.18	11	16
Q08	Mission/Purpose	3.73	11	24
Q09	Committed to quality	4.00	11	38
Q10	Best friend	3.40	10	26
Q11	Progress	2.64	11	5
Q12	Learn and Grow	4.27	11	56

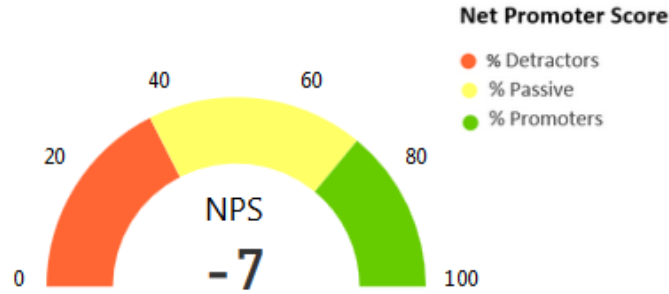
### Frequency Distribution



# Gallup Engagement Survey 2017 Level 5

## Level 5

- Accounting - Seetharaman
- Administrative IT Services - John
- Anthropology - Henry
- Behavior Analysis - Rosales-Ruiz
- Biological Sciences - Goven III
- Career Center - Vinson
- CAS-Dean's Off-Gen - Christian
- CAS-Dean's Off-Gen - Schaake
- Chemistry - Richmond
- CMHT-Gen - Knight
- Computer Science & Engineering - Bryant
- Counseling & Higher Education - Holden
- Criminal Justice - Fritsch
- CVAD-Dean's Off - Ligon
- Dance & Theatre - Garcia Jr
- Dining Services - McNeace Jr
- Disability & Addiction Rehab - Holloway
- Educational Psychology - Tashakkori
- Education-Student Advising - Pasco
- Engineering Technology - Barbieri
- English - Upchurch
- Facilities-Gen - Bailey



**54** Respondents

This is the greatest number of respondents on any one question

**3.78** Grand Mean

This represents the unit's overall engagement on a scale of 1-5

**32** Percentile - Education Services Benchmark

This represents the unit percentile ranking compared to the Gallup education services database

QuestionID	Question Short	Mean	Size	Gallup percentile
Q01	Know what's expected	4.48	54	50
Q02	Materials and equipment	3.81	54	30
Q03	Opportunity to do best	3.91	54	35
Q04	Recognition*	3.31	49	29
Q05	Cares about me	4.06	54	38
Q06	Development	3.76	54	35
Q07	Opinions Count	3.62	53	35
Q08	Mission/Purpose	3.83	53	30
Q09	Committed to quality	3.98	53	35
Q10	Best friend	3.24	50	19
Q11	Progress	3.37	51	19
Q12	Learn and Grow	4.00	50	43

QuestionID	Frequency Distribution	% responded-
Q01	31.31% 59.60%	
Q02	22.00% 35.00% 31.00%	1-Strongly Disagree
Q03	20.20% 39.39% 31.31%	2-Disagree
Q04	18.18% 31.31% 22.22% 24.24%	3-Neutral
Q05	35.00% 43.00%	4-Agree
Q06	15.00% 24.00% 24.00% 35.00%	5-Strongly Agree
Q07	20.79% 39.60% 22.77%	
Q08	18.81% 33.66% 33.66%	
Q09	15.15% 43.43% 32.32%	
Q10	12.00% 16.00% 28.00% 24.00% 20.00%	
Q11	18.00% 18.00% 27.00% 27.00%	
Q12	20.00% 38.00% 36.00%	

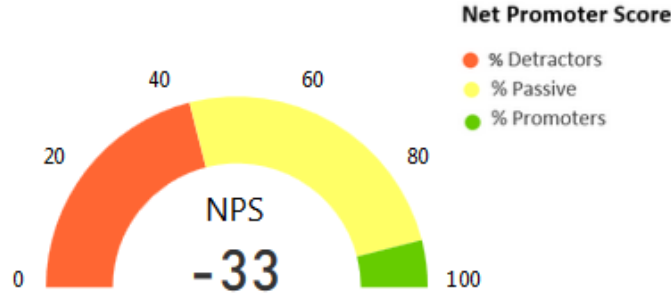


# Gallup Engagement Survey 2017 Level 5

## Level 5



- Accounting - Seetharaman
- Administrative IT Services - John
- Anthropology - Henry
- Behavior Analysis - Rosales-Ruiz
- Biological Sciences - Goven III
- Career Center - Vinson
- CAS-Dean's Off-Gen - Christian
- CAS-Dean's Off-Gen - Schaake
- Chemistry - Richmond
- CMHT-Gen - Knight
- Computer Science & Engineering - Bryant
- Counseling & Higher Education - Holden
- Criminal Justice - Fritsch
- CVAD-Dean's Off - Ligon
- Dance & Theatre - Garcia Jr
- Dining Services - McNeace Jr
- Disability & Addiction Rehab - Holloway
- Educational Psychology - Tashakkori
- Education-Student Advising - Pasco
- Engineering Technology - Barbieri
- English - Upchurch
- Facilities-Gen - Bailey



12

### Respondents

This is the greatest number of respondents on any one question

3.40

### Grand Mean

This represents the unit's overall engagement on a scale of 1-5

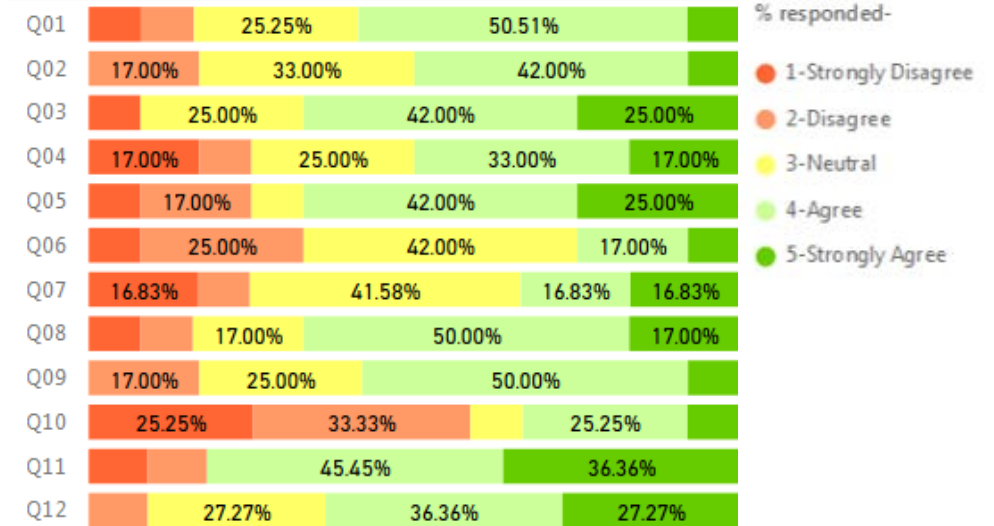
7

### Percentile - Education Services Benchmark

This represents the unit percentile ranking compared to the Gallup education services database

QuestionID	Question Short	Mean	Size	Gallup percentile
Q01	Know what's expected	3.42	12	2
Q02	Materials and equipment	3.42	12	13
Q03	Opportunity to do best	3.75	12	26
Q04	Recognition*	3.25	12	27
Q05	Cares about me	3.58	12	16
Q06	Development	2.92	12	7
Q07	Opinions Count	3.08	12	13
Q08	Mission/Purpose	3.58	12	18
Q09	Committed to quality	3.50	12	12
Q10	Best friend	2.58	12	4
Q11	Progress	3.91	11	40
Q12	Learn and Grow	3.82	11	31

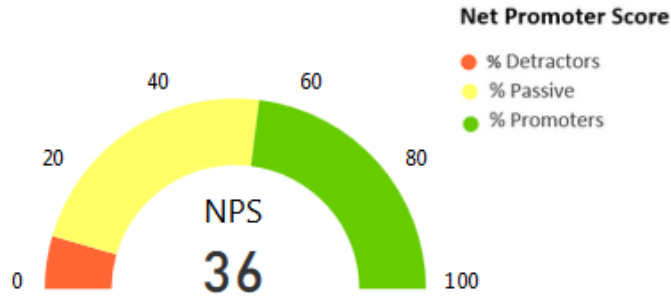
### Frequency Distribution



# Gallup Engagement Survey 2017 Level 5

## Level 5

- Accounting - Seetharaman
- Administrative IT Services - John
- Anthropology - Henry
- Behavior Analysis - Rosales-Ruiz
- Biological Sciences - Goven III
- Career Center - Vinson
- CAS-Dean's Off-Gen - Christian
- CAS-Dean's Off-Gen - Schaake
- Chemistry - Richmond
- CMHT-Gen - Knight
- Computer Science & Engineering - Bryant
- Counseling & Higher Education - Holden
- Criminal Justice - Fritsch
- CVAD-Dean's Off - Ligon
- Dance & Theatre - Garcia Jr
- Dining Services - McNeace Jr
- Disability & Addiction Rehab - Holloway
- Educational Psychology - Tashakkori
- Education-Student Advising - Pasco
- Engineering Technology - Barbieri
- English - Upchurch
- Facilities-Gen - Bailey

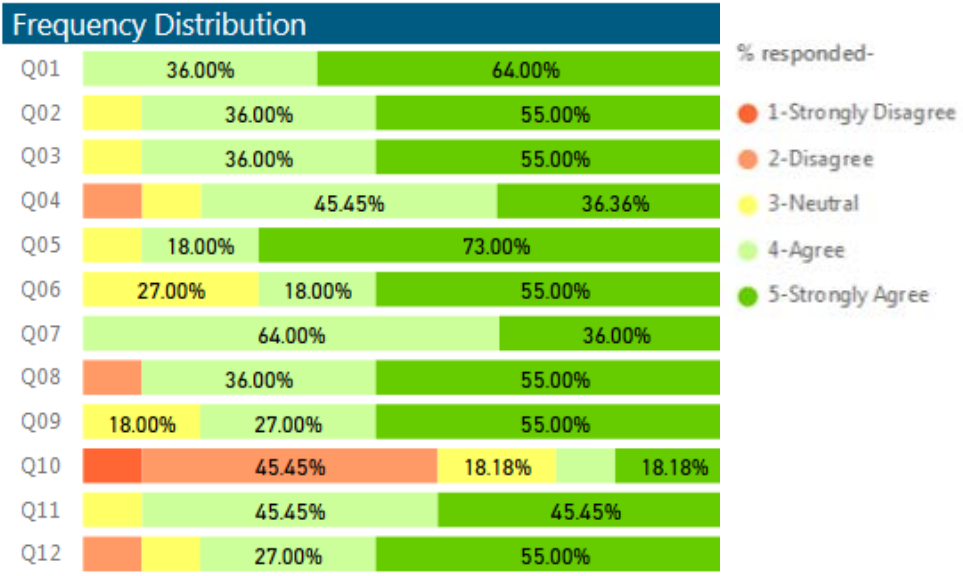


**11** Respondents  
 This is the greatest number of respondents on any one question

**4.26** Grand Mean  
 This represents the unit's overall engagement on a scale of 1-5

**79** Percentile - Education Services Benchmark  
 This represents the unit percentile ranking compared to the Gallup education services database

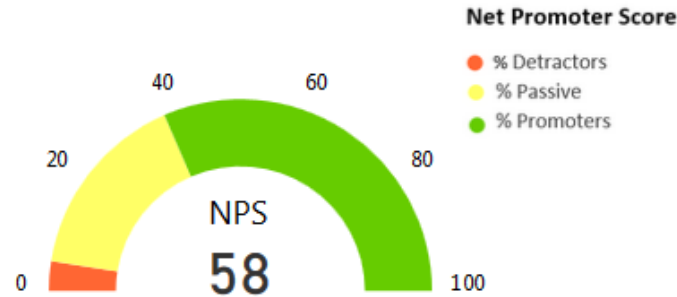
QuestionID	Question Short	Mean	Size	Gallup percentile
Q01	Know what's expected	4.64	11	66
Q02	Materials and equipment	4.45	11	73
Q03	Opportunity to do best	4.45	11	73
Q04	Recognition*	4.09	11	65
Q05	Cares about me	4.64	11	76
Q06	Development	4.27	11	65
Q07	Opinions Count	4.36	11	76
Q08	Mission/Purpose	4.36	11	63
Q09	Committed to quality	4.36	11	63
Q10	Best friend	2.82	11	8
Q11	Progress	4.36	11	63
Q12	Learn and Grow	4.27	11	56



# Gallup Engagement Survey 2017 Level 5

## Level 5

- Accounting - Seetharaman
- Administrative IT Services - John
- Anthropology - Henry
- Behavior Analysis - Rosales-Ruiz
- Biological Sciences - Goven III
- Career Center - Vinson
- CAS-Dean's Off-Gen - Christian
- CAS-Dean's Off-Gen - Schaake
- Chemistry - Richmond
- CMHT-Gen - Knight
- Computer Science & Engineering - Bryant
- Counseling & Higher Education - Holden
- Criminal Justice - Fritsch
- CVAD-Dean's Off - Ligon
- Dance & Theatre - Garcia Jr
- Dining Services - McNeace Jr
- Disability & Addiction Rehab - Holloway
- Educational Psychology - Tashakkori
- Education-Student Advising - Pasco
- Engineering Technology - Barbieri
- English - Upchurch
- Facilities-Gen - Bailey



19

### Respondents

This is the greatest number of respondents on any one question

4.28

### Grand Mean

This represents the unit's overall engagement on a scale of 1-5

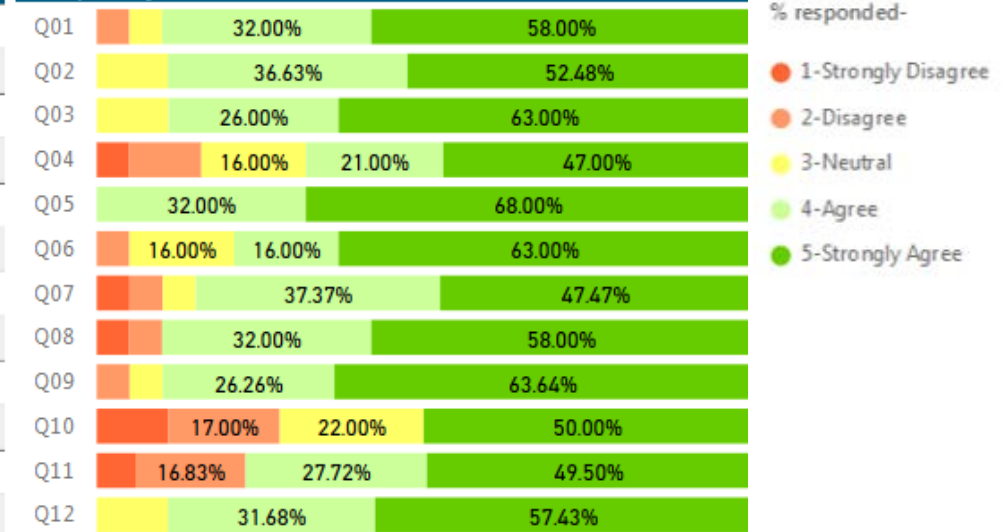
81

### Percentile - Education Services Benchmark

This represents the unit percentile ranking compared to the Gallup education services database

QuestionID	Question Short	Mean	Size	Gallup percentile
Q01	Know what's expected	4.42	19	46
Q02	Materials and equipment	4.42	19	71
Q03	Opportunity to do best	4.53	19	77
Q04	Recognition*	3.95	19	58
Q05	Cares about me	4.68	19	79
Q06	Development	4.37	19	70
Q07	Opinions Count	4.16	19	65
Q08	Mission/Purpose	4.32	19	60
Q09	Committed to quality	4.47	19	72
Q10	Best friend	3.61	18	35
Q11	Progress	4.00	18	46
Q12	Learn and Grow	4.47	19	70

### Frequency Distribution

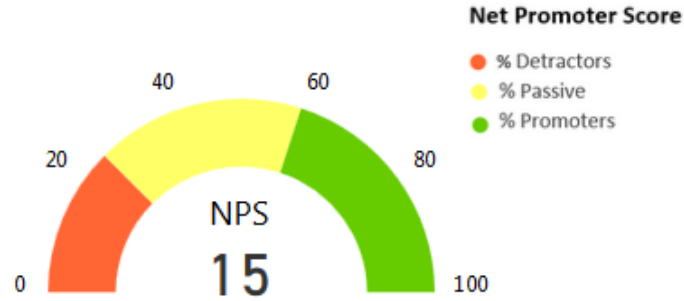


# Gallup Engagement Survey 2017 Level 5

## Level 5



- Accounting - Seetharaman
- Administrative IT Services - John
- Anthropology - Henry
- Behavior Analysis - Rosales-Ruiz
- Biological Sciences - Goven III
- Career Center - Vinson
- CAS-Dean's Off-Gen - Christian
- CAS-Dean's Off-Gen - Schaake
- Chemistry - Richmond
- CMHT-Gen - Knight
- Computer Science & Engineering - Bryant
- Counseling & Higher Education - Holden
- Criminal Justice - Fritsch
- CVAD-Dean's Off - Ligon
- Dance & Theatre - Garcia Jr
- Dining Services - McNeace Jr
- Disability & Addiction Rehab - Holloway
- Educational Psychology - Tashakkori
- Education-Student Advising - Pasco
- Engineering Technology - Barbieri
- English - Upchurch
- Facilities-Gen - Bailey



**20**

### Respondents

This is the greatest number of respondents on any one question

**4.03**

### Grand Mean

This represents the unit's overall engagement on a scale of 1-5

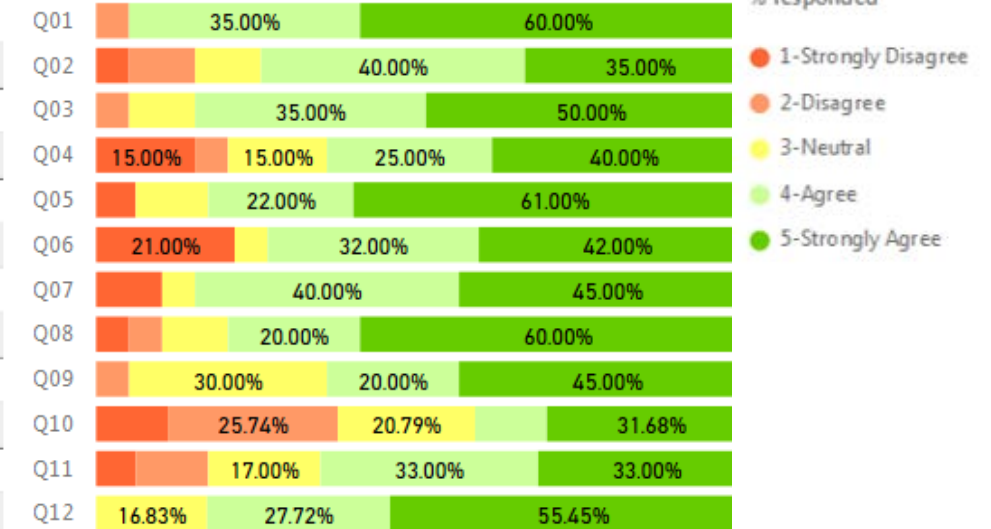
**59**

### Percentile - Education Services Benchmark

This represents the unit percentile ranking compared to the Gallup education services database

QuestionID	Question Short	Mean	Size	Gallup percentile
Q01	Know what's expected	4.50	20	52
Q02	Materials and equipment	3.90	20	35
Q03	Opportunity to do best	4.30	20	62
Q04	Recognition*	3.70	20	47
Q05	Cares about me	4.33	18	55
Q06	Development	3.74	19	34
Q07	Opinions Count	4.10	20	62
Q08	Mission/Purpose	4.25	20	56
Q09	Committed to quality	4.05	20	41
Q10	Best friend	3.26	19	20
Q11	Progress	3.78	18	34
Q12	Learn and Grow	4.39	18	65

### Frequency Distribution

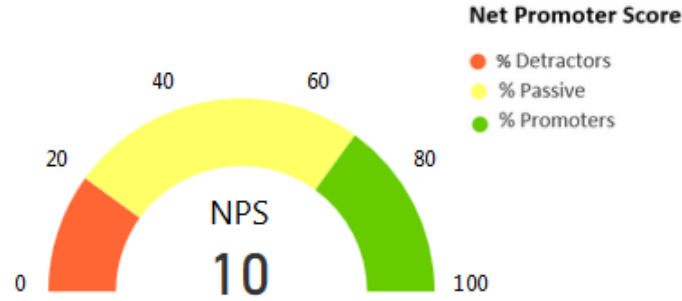


# Gallup Engagement Survey 2017 Level 5

## Level 5



- Accounting - Seetharaman
- Administrative IT Services - John
- Anthropology - Henry
- Behavior Analysis - Rosales-Ruiz
- Biological Sciences - Goven III
- Career Center - Vinson
- CAS-Dean's Off-Gen - Christian
- CAS-Dean's Off-Gen - Schaake
- Chemistry - Richmond
- CMHT-Gen - Knight
- Computer Science & Engineering - Bryant
- Counseling & Higher Education - Holden
- Criminal Justice - Fritsch
- CVAD-Dean's Off - Ligon
- Dance & Theatre - Garcia Jr
- Dining Services - McNeace Jr
- Disability & Addiction Rehab - Holloway
- Educational Psychology - Tashakkori
- Education-Student Advising - Pasco
- Engineering Technology - Barbieri
- English - Upchurch
- Facilities-Gen - Bailey



10

### Respondents

This is the greatest number of respondents on any one question

3.78

### Grand Mean

This represents the unit's overall engagement on a scale of 1-5

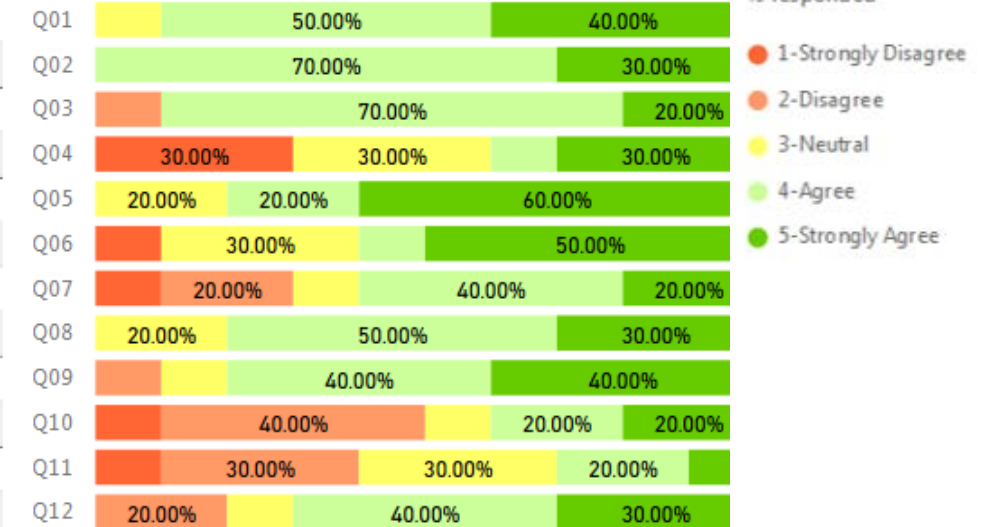
32

### Percentile - Education Services Benchmark

This represents the unit percentile ranking compared to the Gallup education services database

QuestionID	Question Short	Mean	Size	Gallup percentile
Q01	Know what's expected	4.30	10	34
Q02	Materials and equipment	4.30	10	62
Q03	Opportunity to do best	4.00	10	44
Q04	Recognition*	3.10	10	21
Q05	Cares about me	4.40	10	60
Q06	Development	3.90	10	44
Q07	Opinions Count	3.40	10	24
Q08	Mission/Purpose	4.10	10	45
Q09	Committed to quality	4.10	10	43
Q10	Best friend	3.00	10	12
Q11	Progress	2.90	10	9
Q12	Learn and Grow	3.80	10	30

### Frequency Distribution

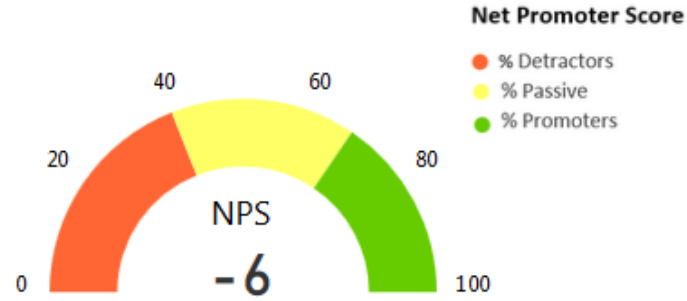


# Gallup Engagement Survey 2017 Level 5

## Level 5



- Accounting - Seetharaman
- Administrative IT Services - John
- Anthropology - Henry
- Behavior Analysis - Rosales-Ruiz
- Biological Sciences - Goven III
- Career Center - Vinson
- CAS-Dean's Off-Gen - Christian
- CAS-Dean's Off-Gen - Schaake
- Chemistry - Richmond
- CMHT-Gen - Knight
- Computer Science & Engineering - Bryant
- Counseling & Higher Education - Holden
- Criminal Justice - Fritsch
- CVAD-Dean's Off - Ligon
- Dance & Theatre - Garcia Jr
- Dining Services - McNeace Jr
- Disability & Addiction Rehab - Holloway
- Educational Psychology - Tashakkori
- Education-Student Advising - Pasco
- Engineering Technology - Barbieri
- English - Upchurch
- Facilities-Gen - Bailey



16

### Respondents

This is the greatest number of respondents on any one question

3.14

### Grand Mean

This represents the unit's overall engagement on a scale of 1-5

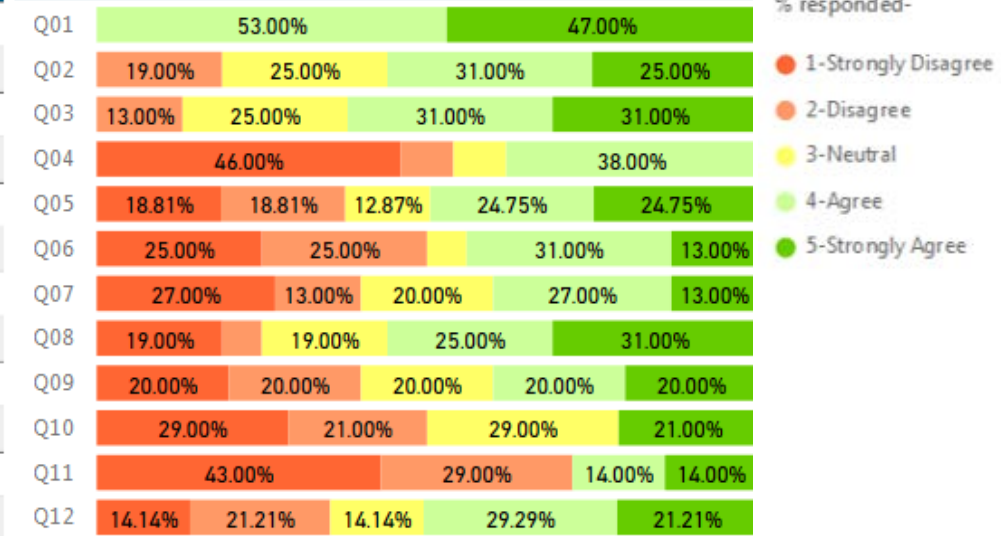
2

### Percentile - Education Services Benchmark

This represents the unit percentile ranking compared to the Gallup education services database

QuestionID	Question Short	Mean	Size	Gallup percentile
Q01	Know what's expected	4.47	15	49
Q02	Materials and equipment	3.63	16	21
Q03	Opportunity to do best	3.81	16	29
Q04	Recognition*	2.38	13	5
Q05	Cares about me	3.19	16	7
Q06	Development	2.81	16	5
Q07	Opinions Count	2.87	15	8
Q08	Mission/Purpose	3.44	16	14
Q09	Committed to quality	3.00	15	3
Q10	Best friend	2.64	14	5
Q11	Progress	2.29	14	2
Q12	Learn and Grow	3.21	14	10

### Frequency Distribution

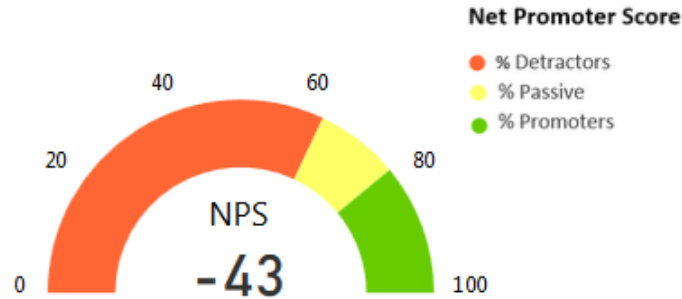


# Gallup Engagement Survey 2017 Level 5

## Level 5



- Accounting - Seetharaman
- Administrative IT Services - John
- Anthropology - Henry
- Behavior Analysis - Rosales-Ruiz
- Biological Sciences - Goven III
- Career Center - Vinson
- CAS-Dean's Off-Gen - Christian
- CAS-Dean's Off-Gen - Schaake
- Chemistry - Richmond
- CMHT-Gen - Knight
- Computer Science & Engineering - Bryant
- Counseling & Higher Education - Holden
- Criminal Justice - Fritsch
- CVAD-Dean's Off - Ligon
- Dance & Theatre - Garcia Jr
- Dining Services - McNeace Jr
- Disability & Addiction Rehab - Holloway
- Educational Psychology - Tashakkori
- Education-Student Advising - Pasco
- Engineering Technology - Barbieri
- English - Upchurch
- Facilities-Gen - Bailey



14

### Respondents

This is the greatest number of respondents on any one question

3.44

### Grand Mean

This represents the unit's overall engagement on a scale of 1-5

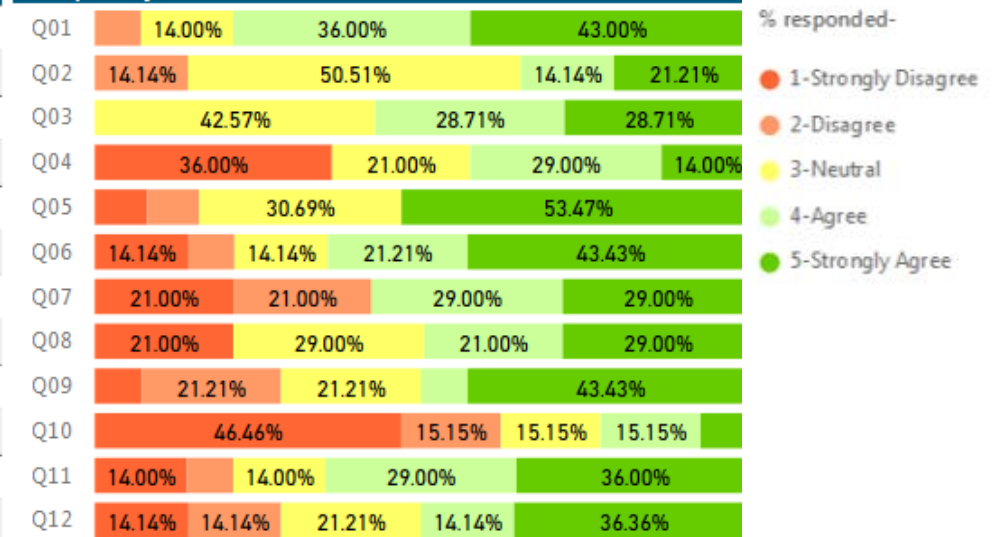
8

### Percentile - Education Services Benchmark

This represents the unit percentile ranking compared to the Gallup education services database

QuestionID	Question Short	Mean	Size	Gallup percentile
Q01	Know what's expected	4.14	14	21
Q02	Materials and equipment	3.43	14	13
Q03	Opportunity to do best	3.86	14	33
Q04	Recognition*	2.86	14	14
Q05	Cares about me	3.85	13	27
Q06	Development	3.71	14	33
Q07	Opinions Count	3.21	14	17
Q08	Mission/Purpose	3.36	14	11
Q09	Committed to quality	3.57	14	14
Q10	Best friend	2.23	13	1
Q11	Progress	3.64	14	29
Q12	Learn and Grow	3.43	14	15

### Frequency Distribution

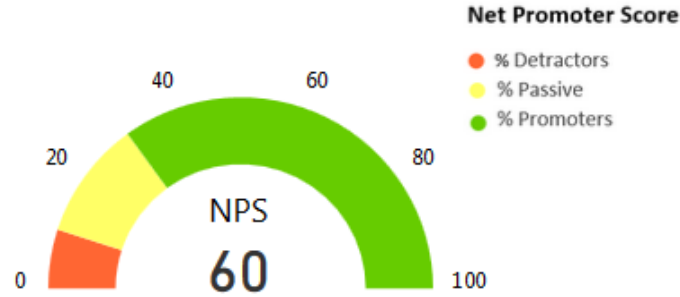


# Gallup Engagement Survey 2017 Level 5

## Level 5



- Accounting - Seetharaman
- Administrative IT Services - John
- Anthropology - Henry
- Behavior Analysis - Rosales-Ruiz
- Biological Sciences - Goven III
- Career Center - Vinson
- CAS-Dean's Off-Gen - Christian
- CAS-Dean's Off-Gen - Schaake
- Chemistry - Richmond
- CMHT-Gen - Knight
- Computer Science & Engineering - Bryant
- Counseling & Higher Education - Holden
- Criminal Justice - Fritsch
- CVAD-Dean's Off - Ligon
- Dance & Theatre - Garcia Jr
- Dining Services - McNeace Jr
- Disability & Addiction Rehab - Holloway
- Educational Psychology - Tashakkori
- Education-Student Advising - Pasco
- Engineering Technology - Barbieri
- English - Upchurch
- Facilities-Gen - Bailey



**10**

### Respondents

This is the greatest number of respondents on any one question

**4.31**

### Grand Mean

This represents the unit's overall engagement on a scale of 1-5

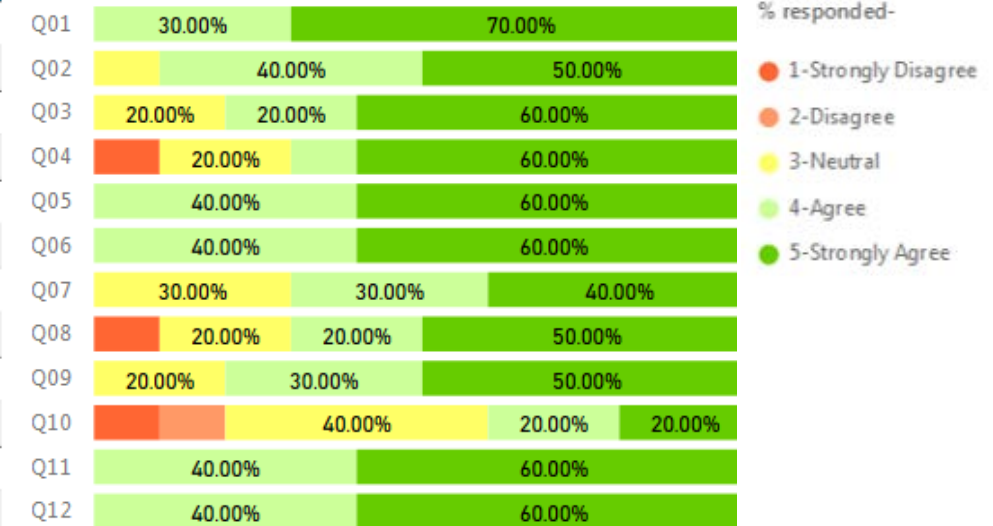
**83**

### Percentile - Education Services Benchmark

This represents the unit percentile ranking compared to the Gallup education services database

QuestionID	Question Short	Mean	Size	Gallup percentile
Q01	Know what's expected	4.70	10	72
Q02	Materials and equipment	4.40	10	69
Q03	Opportunity to do best	4.40	10	69
Q04	Recognition*	4.10	10	65
Q05	Cares about me	4.60	10	73
Q06	Development	4.60	10	83
Q07	Opinions Count	4.10	10	62
Q08	Mission/Purpose	4.00	10	41
Q09	Committed to quality	4.30	10	59
Q10	Best friend	3.30	10	22
Q11	Progress	4.60	10	76
Q12	Learn and Grow	4.60	10	78

### Frequency Distribution

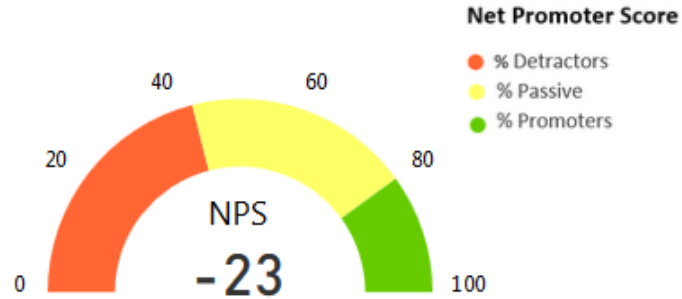




# Gallup Engagement Survey 2017 Level 5

## Level 5

- Accounting - Seetharaman
- Administrative IT Services - John
- Anthropology - Henry
- Behavior Analysis - Rosales-Ruiz
- Biological Sciences - Goven III
- Career Center - Vinson
- CAS-Dean's Off-Gen - Christian
- CAS-Dean's Off-Gen - Schaake
- Chemistry - Richmond
- CMHT-Gen - Knight
- Computer Science & Engineering - Bryant
- Counseling & Higher Education - Holden
- Criminal Justice - Fritsch
- CVAD-Dean's Off - Ligon
- Dance & Theatre - Garcia Jr
- Dining Services - McNeace Jr
- Disability & Addiction Rehab - Holloway
- Educational Psychology - Tashakkori
- Education-Student Advising - Pasco
- Engineering Technology - Barbieri
- English - Upchurch
- Facilities-Gen - Bailey



**52**

### Respondents

This is the greatest number of respondents on any one question

**3.37**

### Grand Mean

This represents the unit's overall engagement on a scale of 1-5

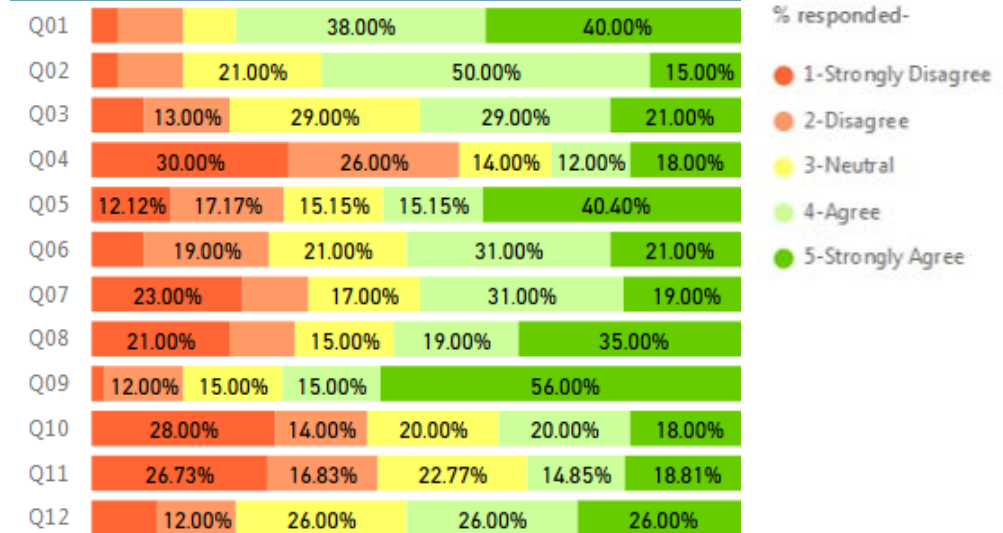
**6**

### Percentile - Education Services Benchmark

This represents the unit percentile ranking compared to the Gallup education services database

QuestionID	Question Short	Mean	Size	Gallup percentile
Q01	Know what's expected	4.02	52	16
Q02	Materials and equipment	3.63	52	21
Q03	Opportunity to do best	3.42	52	12
Q04	Recognition*	2.62	50	8
Q05	Cares about me	3.56	52	15
Q06	Development	3.38	52	19
Q07	Opinions Count	3.13	52	14
Q08	Mission/Purpose	3.37	52	11
Q09	Committed to quality	4.12	52	44
Q10	Best friend	2.86	50	9
Q11	Progress	2.81	48	7
Q12	Learn and Grow	3.46	50	16

### Frequency Distribution

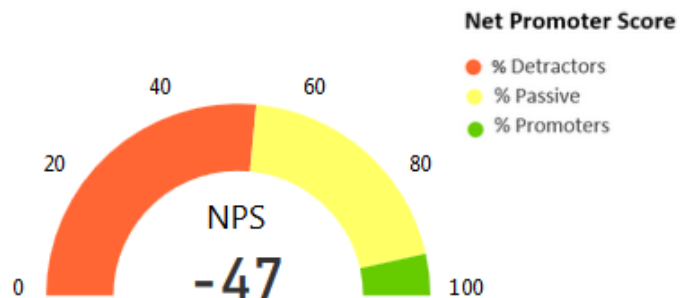


# Gallup Engagement Survey 2017 Level 5

## Level 5



- Accounting - Seetharaman
- Administrative IT Services - John
- Anthropology - Henry
- Behavior Analysis - Rosales-Ruiz
- Biological Sciences - Goven III
- Career Center - Vinson
- CAS-Dean's Off-Gen - Christian
- CAS-Dean's Off-Gen - Schaake
- Chemistry - Richmond
- CMHT-Gen - Knight
- Computer Science & Engineering - Bryant
- Counseling & Higher Education - Holden
- Criminal Justice - Fritsch
- CVAD-Dean's Off - Ligon
- Dance & Theatre - Garcia Jr
- Dining Services - McNeace Jr
- Disability & Addiction Rehab - Holloway
- Educational Psychology - Tashakkori
- Education-Student Advising - Pasco
- Engineering Technology - Barbieri
- English - Upchurch
- Facilities-Gen - Bailey



15

### Respondents

This is the greatest number of respondents on any one question

3.16

### Grand Mean

This represents the unit's overall engagement on a scale of 1-5

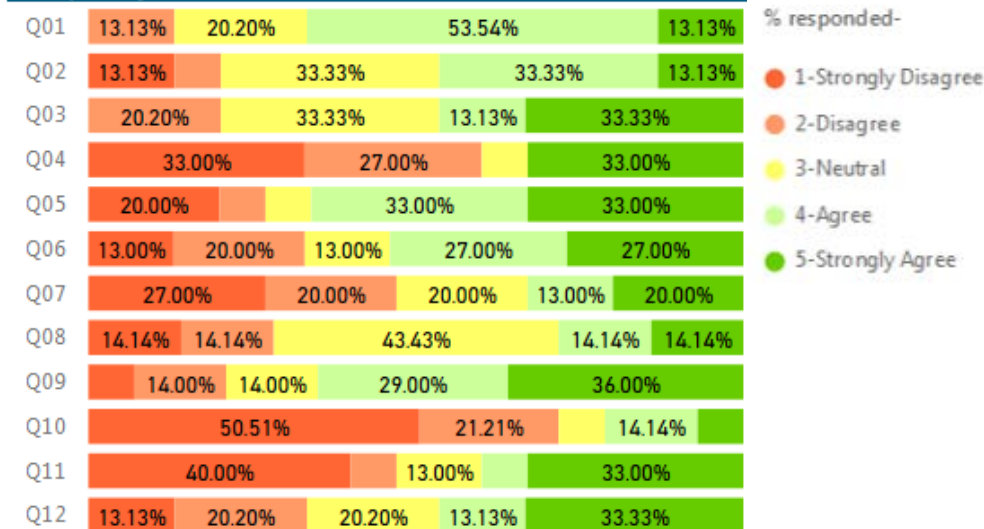
2

### Percentile - Education Services Benchmark

This represents the unit percentile ranking compared to the Gallup education services database

QuestionID	Question Short	Mean	Size	Gallup percentile
Q01	Know what's expected	3.67	15	6
Q02	Materials and equipment	3.27	15	8
Q03	Opportunity to do best	3.60	15	19
Q04	Recognition*	2.73	15	11
Q05	Cares about me	3.53	15	15
Q06	Development	3.33	15	18
Q07	Opinions Count	2.80	15	7
Q08	Mission/Purpose	3.00	14	4
Q09	Committed to quality	3.71	14	21
Q10	Best friend	2.07	14	1
Q11	Progress	2.87	15	8
Q12	Learn and Grow	3.33	15	12

### Frequency Distribution

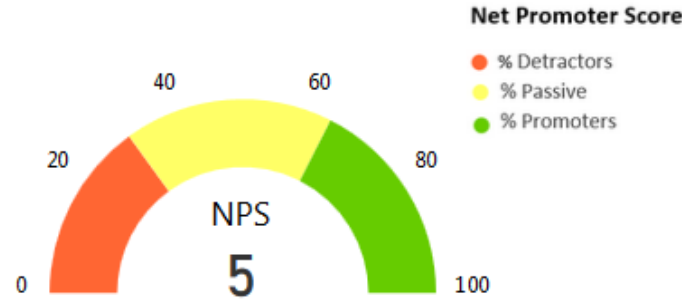


# Gallup Engagement Survey 2017 Level 5

## Level 5



- Accounting - Seetharaman
- Administrative IT Services - John
- Anthropology - Henry
- Behavior Analysis - Rosales-Ruiz
- Biological Sciences - Goven III
- Career Center - Vinson
- CAS-Dean's Off-Gen - Christian
- CAS-Dean's Off-Gen - Schaake
- Chemistry - Richmond
- CMHT-Gen - Knight
- Computer Science & Engineering - Bryant
- Counseling & Higher Education - Holden
- Criminal Justice - Fritsch
- CVAD-Dean's Off - Ligon
- Dance & Theatre - Garcia Jr
- Dining Services - McNeace Jr
- Disability & Addiction Rehab - Holloway
- Educational Psychology - Tashakkori
- Education-Student Advising - Pasco
- Engineering Technology - Barbieri
- English - Upchurch
- Facilities-Gen - Bailey



**20**

### Respondents

This is the greatest number of respondents on any one question

**3.70**

### Grand Mean

This represents the unit's overall engagement on a scale of 1-5

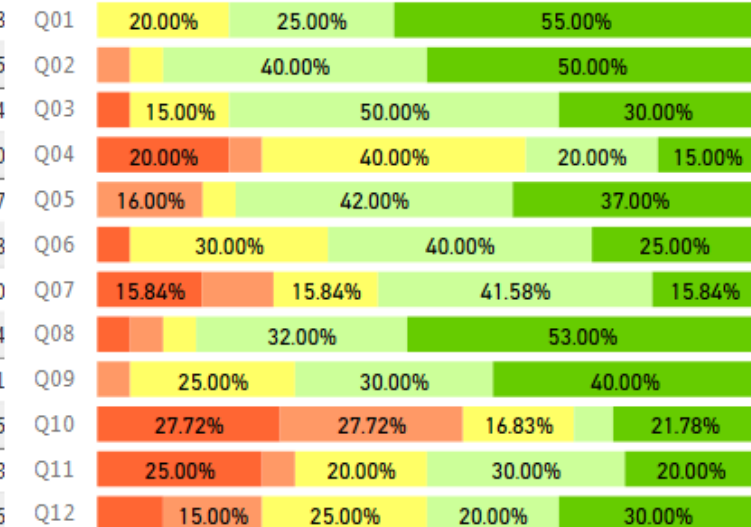
**24**

### Percentile - Education Services Benchmark

This represents the unit percentile ranking compared to the Gallup education services database

QuestionID	Question Short	Mean	Size	Gallup percentile
Q01	Know what's expected	4.35	20	38
Q02	Materials and equipment	4.35	20	65
Q03	Opportunity to do best	4.00	20	44
Q04	Recognition*	3.05	20	20
Q05	Cares about me	4.00	19	37
Q06	Development	3.80	20	38
Q07	Opinions Count	3.32	19	20
Q08	Mission/Purpose	4.21	19	54
Q09	Committed to quality	4.05	20	41
Q10	Best friend	2.67	18	5
Q11	Progress	3.15	20	13
Q12	Learn and Grow	3.45	20	16

### Frequency Distribution



% responded-

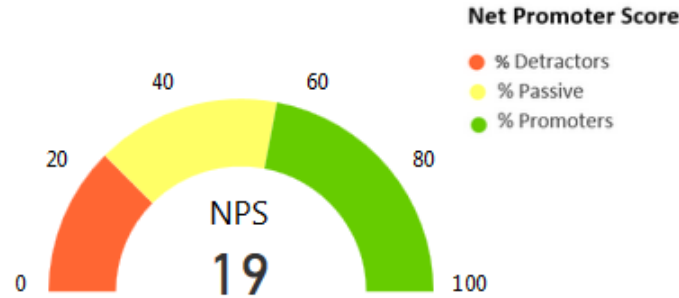
- 1-Strongly Disagree
- 2-Disagree
- 3-Neutral
- 4-Agree
- 5-Strongly Agree

# Gallup Engagement Survey 2017 Level 5

## Level 5



- Accounting - Seetharaman
- Administrative IT Services - John
- Anthropology - Henry
- Behavior Analysis - Rosales-Ruiz
- Biological Sciences - Govan III
- Career Center - Vinson
- CAS-Dean's Off-Gen - Christian
- CAS-Dean's Off-Gen - Schaake
- Chemistry - Richmond
- CMHT-Gen - Knight
- Computer Science & Engineering - Bryant
- Counseling & Higher Education - Holden
- Criminal Justice - Fritsch
- CVAD-Dean's Off - Ligon
- Dance & Theatre - Garcia Jr
- Dining Services - McNeace Jr
- Disability & Addiction Rehab - Holloway
- Educational Psychology - Tashakkori
- Education-Student Advising - Pasco
- Engineering Technology - Barbieri
- English - Upchurch
- Facilities-Gen - Bailey



16

### Respondents

This is the greatest number of respondents on any one question

4.09

### Grand Mean

This represents the unit's overall engagement on a scale of 1-5

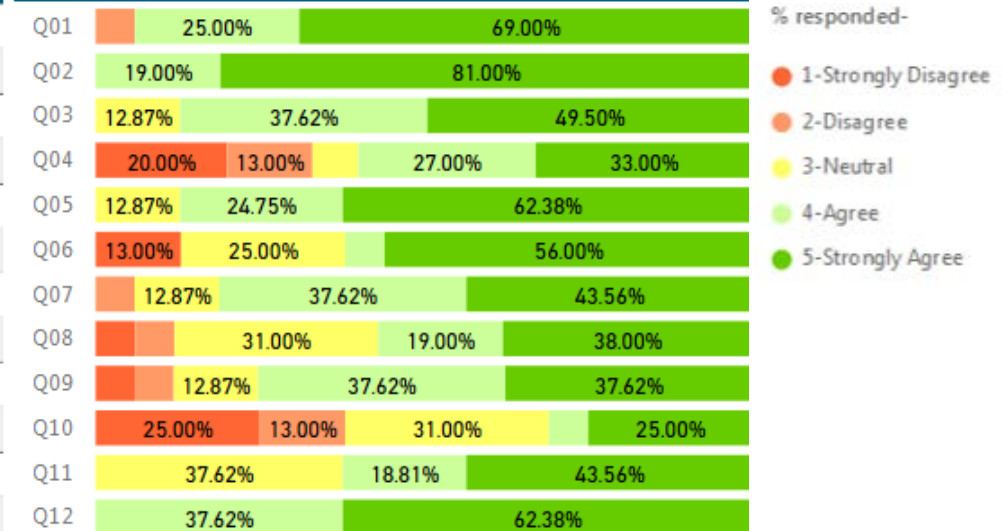
65

### Percentile - Education Services Benchmark

This represents the unit percentile ranking compared to the Gallup education services database

QuestionID	Question Short	Mean	Size	Gallup percentile
Q01	Know what's expected	4.56	16	57
Q02	Materials and equipment	4.81	16	91
Q03	Opportunity to do best	4.38	16	67
Q04	Recognition*	3.40	15	33
Q05	Cares about me	4.50	16	66
Q06	Development	3.94	16	45
Q07	Opinions Count	4.19	16	69
Q08	Mission/Purpose	3.75	16	25
Q09	Committed to quality	3.94	16	32
Q10	Best friend	2.94	16	11
Q11	Progress	4.06	16	47
Q12	Learn and Grow	4.63	16	80

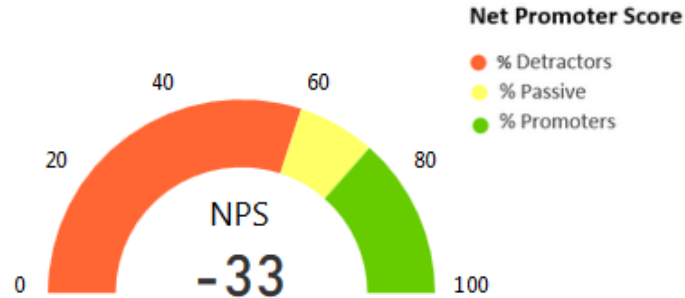
### Frequency Distribution



# Gallup Engagement Survey 2017 Level 5

## Level 5

- Accounting - Seetharaman
- Administrative IT Services - John
- Anthropology - Henry
- Behavior Analysis - Rosales-Ruiz
- Biological Sciences - Goven III
- Career Center - Vinson
- CAS-Dean's Off-Gen - Christian
- CAS-Dean's Off-Gen - Schaaque
- Chemistry - Richmond
- CMHT-Gen - Knight
- Computer Science & Engineering - Bryant
- Counseling & Higher Education - Holden
- Criminal Justice - Fritsch
- CVAD-Dean's Off - Ligon
- Dance & Theatre - Garcia Jr
- Dining Services - McNeace Jr
- Disability & Addiction Rehab - Holloway
- Educational Psychology - Tashakkori
- Education-Student Advising - Pasco
- Engineering Technology - Barbieri
- English - Upchurch
- Facilities-Gen - Bailey



15

### Respondents

This is the greatest number of respondents on any one question

3.54

### Grand Mean

This represents the unit's overall engagement on a scale of 1-5

13

### Percentile - Education Services Benchmark

This represents the unit percentile ranking compared to the Gallup education services database

QuestionID	Question Short	Mean	Size	Gallup percentile
Q01	Know what's expected	4.13	15	21
Q02	Materials and equipment	4.07	15	46
Q03	Opportunity to do best	3.36	14	10
Q04	Recognition*	2.71	14	10
Q05	Cares about me	3.80	15	25
Q06	Development	3.67	15	31
Q07	Opinions Count	3.57	14	32
Q08	Mission/Purpose	3.60	15	19
Q09	Committed to quality	4.00	15	38
Q10	Best friend	2.86	14	9
Q11	Progress	2.75	12	6
Q12	Learn and Grow	3.93	14	36

### Frequency Distribution

QuestionID	1-Strongly Disagree	2-Disagree	3-Neutral	4-Agree	5-Strongly Agree
Q01	13.00%	0.00%	60.00%	27.00%	0.00%
Q02	0.00%	20.00%	53.00%	27.00%	0.00%
Q03	14.14%	21.21%	43.43%	14.14%	0.00%
Q04	21.21%	36.36%	14.14%	21.21%	0.00%
Q05	13.00%	13.00%	27.00%	40.00%	0.00%
Q06	13.00%	20.00%	27.00%	33.00%	0.00%
Q07	21.00%	29.00%	21.00%	29.00%	0.00%
Q08	0.00%	46.53%	26.73%	19.80%	0.00%
Q09	0.00%	33.33%	33.33%	33.33%	0.00%
Q10	21.21%	21.21%	14.14%	36.36%	0.00%
Q11	33.00%	17.00%	17.00%	25.00%	0.00%
Q12	0.00%	28.71%	28.71%	35.64%	0.00%

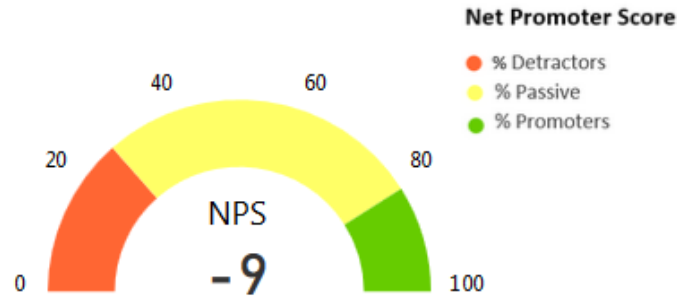
% responded-

- 1-Strongly Disagree
- 2-Disagree
- 3-Neutral
- 4-Agree
- 5-Strongly Agree

# Gallup Engagement Survey 2017 Level 5

## Level 5

- Accounting - Seetharaman
- Administrative IT Services - John
- Anthropology - Henry
- Behavior Analysis - Rosales-Ruiz
- Biological Sciences - Goven III
- Career Center - Vinson
- CAS-Dean's Off-Gen - Christian
- CAS-Dean's Off-Gen - Schaake
- Chemistry - Richmond
- CMHT-Gen - Knight
- Computer Science & Engineering - Bryant
- Counseling & Higher Education - Holden
- Criminal Justice - Fritsch
- CVAD-Dean's Off - Ligon
- Dance & Theatre - Garcia Jr
- Dining Services - McNeace Jr
- Disability & Addiction Rehab - Holloway
- Educational Psychology - Tashakkori
- Education-Student Advising - Pasco
- Engineering Technology - Barbieri
- English - Upchurch
- Facilities-Gen - Bailey



11

### Respondents

This is the greatest number of respondents on any one question

3.61

### Grand Mean

This represents the unit's overall engagement on a scale of 1-5

17

### Percentile - Education Services Benchmark

This represents the unit percentile ranking compared to the Gallup education services database

QuestionID	Question Short	Mean	Size	Gallup percentile
Q01	Know what's expected	4.73	11	74
Q02	Materials and equipment	4.27	11	60
Q03	Opportunity to do best	4.09	11	47
Q04	Recognition*	2.36	11	4
Q05	Cares about me	4.27	11	51
Q06	Development	3.18	11	13
Q07	Opinions Count	3.55	11	31
Q08	Mission/Purpose	4.27	11	56
Q09	Committed to quality	4.00	11	38
Q10	Best friend	2.36	11	2
Q11	Progress	2.82	11	7
Q12	Learn and Grow	3.45	11	16

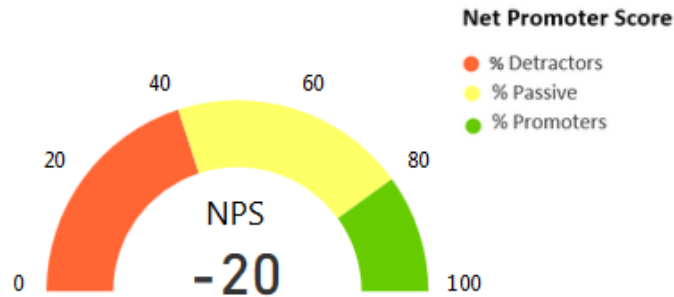
QuestionID	Frequency Distribution				
Q01	27.00%	73.00%			
Q02	27.00%	18.00%	55.00%		
Q03	27.00%	55.00%			
Q04	36.36%	27.27%	18.18%	18.18%	
Q05	18.00%	64.00%			
Q06	27.27%	18.18%	27.27%	18.18%	
Q07	18.18%	18.18%	36.36%	27.27%	
Q08	36.00%	55.00%			
Q09	27.27%	18.18%	45.45%		
Q10	27.27%	36.36%	18.18%		
Q11	18.18%	18.18%	36.36%	18.18%	
Q12	18.18%	36.36%		36.36%	

- % responded-
- 1-Strongly Disagree
  - 2-Disagree
  - 3-Neutral
  - 4-Agree
  - 5-Strongly Agree

# Gallup Engagement Survey 2017 Level 5

## Level 5

- Accounting - Seetharaman
- Administrative IT Services - John
- Anthropology - Henry
- Behavior Analysis - Rosales-Ruiz
- Biological Sciences - Goven III
- Career Center - Vinson
- CAS-Dean's Off-Gen - Christian
- CAS-Dean's Off-Gen - Schaake
- Chemistry - Richmond
- CMHT-Gen - Knight
- Computer Science & Engineering - Bryant
- Counseling & Higher Education - Holden
- Criminal Justice - Fritsch
- CVAD-Dean's Off - Ligon
- Dance & Theatre - Garcia Jr
- Dining Services - McNeace Jr
- Disability & Addiction Rehab - Holloway
- Educational Psychology - Tashakkori
- Education-Student Advising - Pasco
- Engineering Technology - Barbieri
- English - Upchurch
- Facilities-Gen - Bailey



10

### Respondents

This is the greatest number of respondents on any one question

3.12

### Grand Mean

This represents the unit's overall engagement on a scale of 1-5

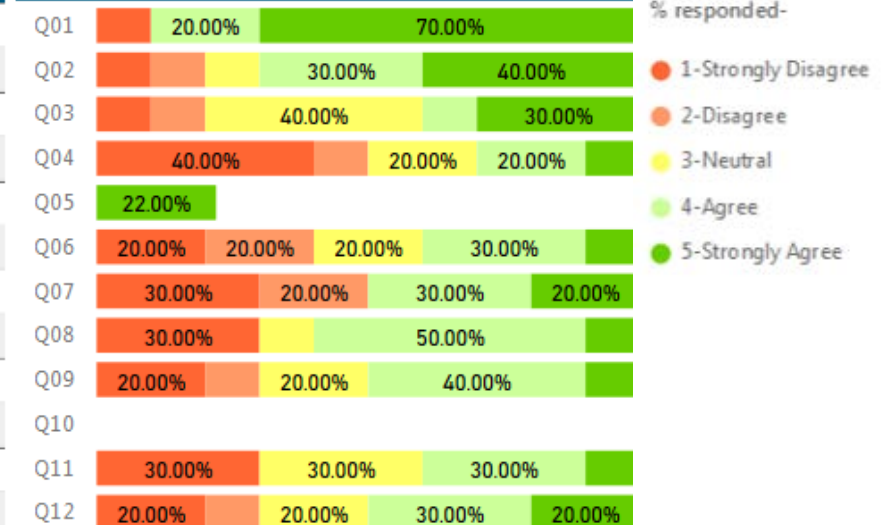
1

### Percentile - Education Services Benchmark

This represents the unit percentile ranking compared to the Gallup education services database

QuestionID	Question Short	Mean	Size	Gallup percentile
Q01	Know what's expected	4.40	10	43
Q02	Materials and equipment	3.80	10	29
Q03	Opportunity to do best	3.40	10	12
Q04	Recognition*	2.50	10	7
Q05	Cares about me	3.22	9	8
Q06	Development	2.90	10	7
Q07	Opinions Count	2.90	10	9
Q08	Mission/Purpose	3.10	10	5
Q09	Committed to quality	3.10	10	3
Q10	Best friend	2.00	8	1
Q11	Progress	2.90	10	9
Q12	Learn and Grow	3.20	10	10

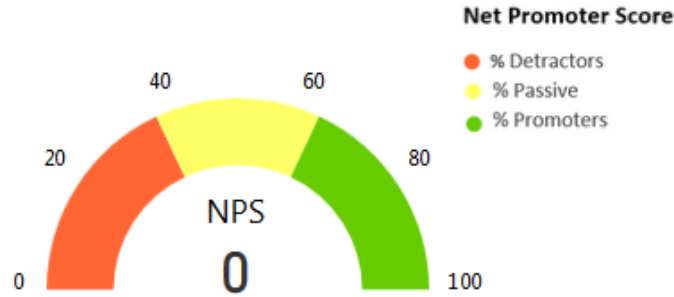
### Frequency Distribution



# Gallup Engagement Survey 2017 Level 5

## Level 5

- Accounting - Seetharaman
- Administrative IT Services - John
- Anthropology - Henry
- Behavior Analysis - Rosales-Ruiz
- Biological Sciences - Goven III
- Career Center - Vinson
- CAS-Dean's Off-Gen - Christian
- CAS-Dean's Off-Gen - Schaake
- Chemistry - Richmond
- CMHT-Gen - Knight
- Computer Science & Engineering - Bryant
- Counseling & Higher Education - Holden
- Criminal Justice - Fritsch
- CVAD-Dean's Off - Ligon
- Dance & Theatre - Garcia Jr
- Dining Services - McNeace Jr
- Disability & Addiction Rehab - Holloway
- Educational Psychology - Tashakkori
- Education-Student Advising - Pasco
- Engineering Technology - Barbieri
- English - Upchurch
- Facilities-Gen - Bailey



**25** Respondents

This is the greatest number of respondents on any one question

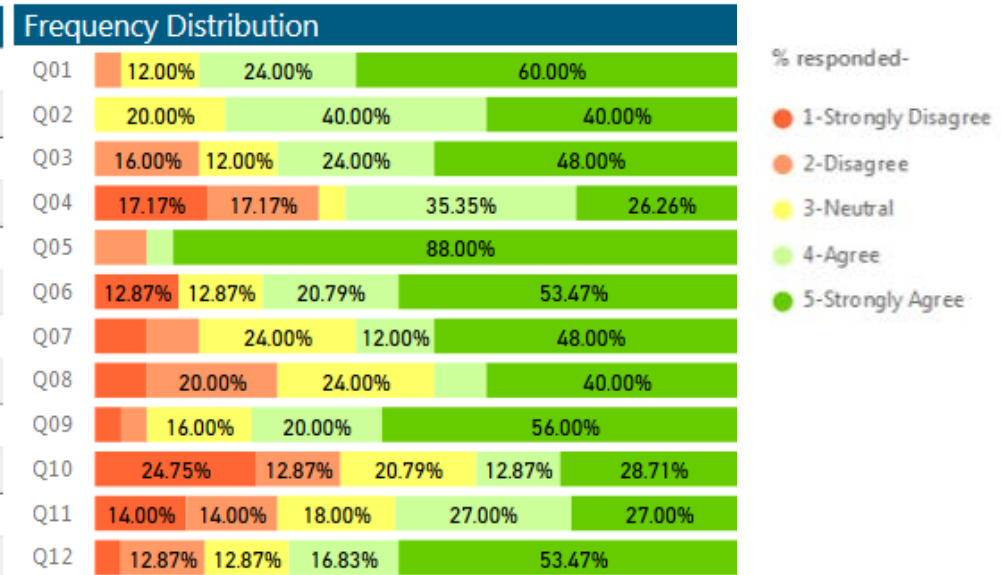
**3.90** Grand Mean

This represents the unit's overall engagement on a scale of 1-5

**44** Percentile - Education Services Benchmark

This represents the unit percentile ranking compared to the Gallup education services database

QuestionID	Question Short	Mean	Size	Gallup percentile
Q01	Know what's expected	4.40	25	43
Q02	Materials and equipment	4.20	25	57
Q03	Opportunity to do best	4.04	25	45
Q04	Recognition*	3.35	23	31
Q05	Cares about me	4.72	25	81
Q06	Development	4.04	24	52
Q07	Opinions Count	3.84	25	48
Q08	Mission/Purpose	3.52	25	16
Q09	Committed to quality	4.20	25	53
Q10	Best friend	3.08	24	14
Q11	Progress	3.41	22	21
Q12	Learn and Grow	4.04	24	44

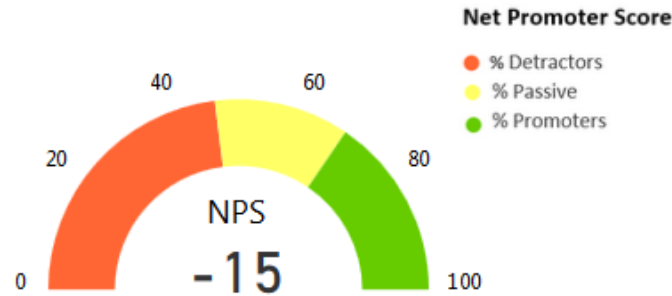




# Gallup Engagement Survey 2017 Level 5

## Level 5

- Accounting - Seetharaman
- Administrative IT Services - John
- Anthropology - Henry
- Behavior Analysis - Rosales-Ruiz
- Biological Sciences - Goven III
- Career Center - Vinson
- CAS-Dean's Off-Gen - Christian
- CAS-Dean's Off-Gen - Schaake
- Chemistry - Richmond
- CMHT-Gen - Knight
- Computer Science & Engineering - Bryant
- Counseling & Higher Education - Holden
- Criminal Justice - Fritsch
- CVAD-Dean's Off - Ligon
- Dance & Theatre - Garcia Jr
- Dining Services - McNeace Jr
- Disability & Addiction Rehab - Holloway
- Educational Psychology - Tashakkori
- Education-Student Advising - Pasco
- Engineering Technology - Barbieri
- English - Upchurch
- Facilities-Gen - Bailey



**13 Respondents**  
This is the greatest number of respondents on any one question

**3.84 Grand Mean**  
This represents the unit's overall engagement on a scale of 1-5

**38 Percentile - Education Services Benchmark**  
This represents the unit percentile ranking compared to the Gallup education services database

QuestionID	Question Short	Mean	Size	Gallup percentile
Q01	Know what's expected	4.00	13	14
Q02	Materials and equipment	4.23	13	58
Q03	Opportunity to do best	4.00	13	44
Q04	Recognition*	3.62	13	43
Q05	Cares about me	4.38	13	58
Q06	Development	3.77	13	35
Q07	Opinions Count	3.85	13	48
Q08	Mission/Purpose	4.00	13	41
Q09	Committed to quality	3.85	13	28
Q10	Best friend	3.25	12	20
Q11	Progress	3.38	13	20
Q12	Learn and Grow	3.77	13	28

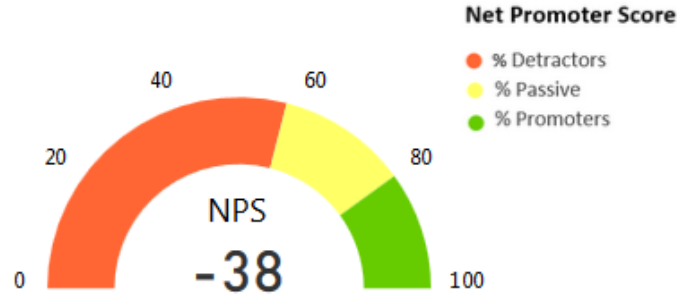
QuestionID	Frequency Distribution	% responded-
Q01	15.00% 46.00% 31.00%	1-Strongly Disagree
Q02	61.39% 30.69%	2-Disagree
Q03	23.00% 31.00% 38.00%	3-Neutral
Q04	15.15% 15.15% 15.15% 46.46%	4-Agree
Q05	30.69% 61.39%	5-Strongly Agree
Q06	15.00% 23.00% 46.00%	
Q07	45.54% 30.69%	
Q08	31.00% 38.00% 31.00%	
Q09	45.54% 30.69%	
Q10	16.83% 16.83% 16.83% 24.75% 24.75%	
Q11	23.23% 15.15% 23.23% 38.38%	
Q12	15.00% 23.00% 46.00%	

# Gallup Engagement Survey 2017 Level 5

## Level 5



- English - Upchurch
- Facilities-Gen - Bailey
- Facilities-Gen - Crocker
- Facilities-Gen - Liscano
- Financial Aid - Thompson
- Financial Aid - Turney
- Health & Wellness-Gen - Voorhees III
- History - Tanner
- Hospitality & Tourism - Kennon
- Housing-Admin - Vanacore
- Instrumental Studies - Holt
- International Affairs-Gen - Fleurquin
- Kinesiology, Hlth Promo, & Rec - Nauright
- Learn Enhanc Assess & Redesign - Pluscht
- Learning Technologies - Norris
- Library & Information Sciences - Hawamdeh
- Management - Taylor III
- Mathematics - Conley
- Mayborn Sch of Journal-Gen - Bland
- Media Arts - Martin
- Mktng & Logistics - Randall
- Music Hist, Thry, & Ethnomusic - Heidelberg



**60**

### Respondents

This is the greatest number of respondents on any one question

**3.23**

### Grand Mean

This represents the unit's overall engagement on a scale of 1-5

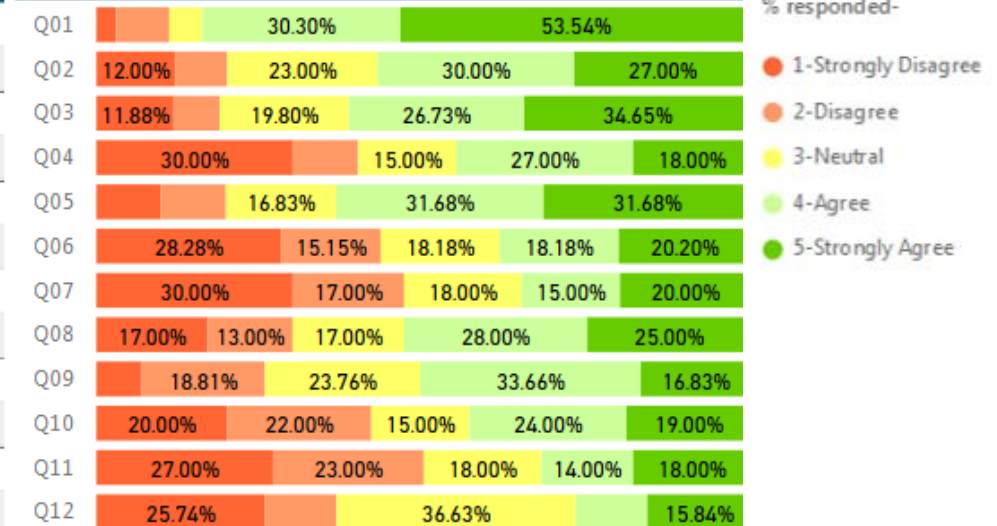
**3**

### Percentile - Education Services Benchmark

This represents the unit percentile ranking compared to the Gallup education services database

QuestionID	Question Short	Mean	Size	Gallup percentile
Q01	Know what's expected	4.22	60	29
Q02	Materials and equipment	3.52	60	16
Q03	Opportunity to do best	3.67	60	22
Q04	Recognition*	2.93	60	16
Q05	Cares about me	3.65	60	18
Q06	Development	2.87	60	6
Q07	Opinions Count	2.78	60	6
Q08	Mission/Purpose	3.32	60	9
Q09	Committed to quality	3.36	59	8
Q10	Best friend	2.98	54	12
Q11	Progress	2.73	56	6
Q12	Learn and Grow	2.79	57	3

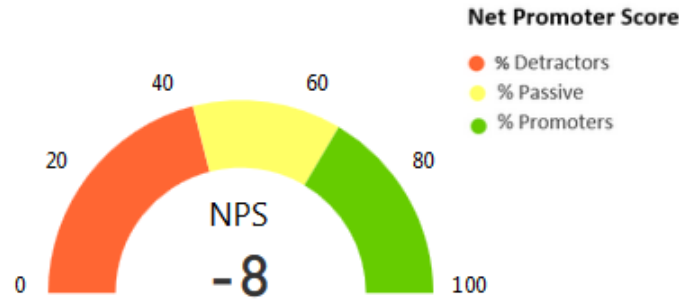
### Frequency Distribution



# Gallup Engagement Survey 2017 Level 5

## Level 5

- English - Upchurch
- Facilities-Gen - Bailey
- Facilities-Gen - Crocker
- Facilities-Gen - Liscano
- Financial Aid - Thompson
- Financial Aid - Turney
- Health & Wellness-Gen - Voorhees III
- History - Tanner
- Hospitality & Tourism - Kennon
- Housing-Admin - Vanacore
- Instrumental Studies - Holt
- International Affairs-Gen - Fleurquin
- Kinesiology, Hlth Promo, & Rec - Nauright
- Learn Enhanc Assess & Redesign - Pluscht
- Learning Technologies - Norris
- Library & Information Sciences - Hawamdeh
- Management - Taylor III
- Mathematics - Conley
- Mayborn Sch of Journal-Gen - Bland
- Media Arts - Martin
- Mktng & Logistics - Randall
- Music Hist, Thry, & Ethnomusic - Heidlberger



**12** Respondents

This is the greatest number of respondents on any one question

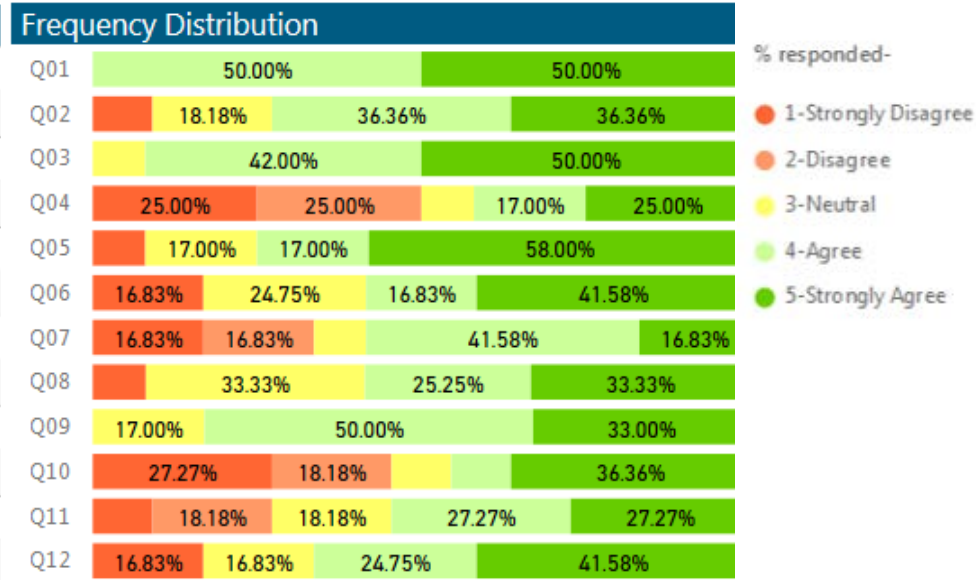
**3.75** Grand Mean

This represents the unit's overall engagement on a scale of 1-5

**29** Percentile - Education Services Benchmark

This represents the unit percentile ranking compared to the Gallup education services database

QuestionID	Question Short	Mean	Size	Gallup percentile
Q01	Know what's expected	4.50	12	52
Q02	Materials and equipment	3.91	11	36
Q03	Opportunity to do best	4.42	12	71
Q04	Recognition*	2.92	12	16
Q05	Cares about me	4.17	12	44
Q06	Development	3.67	12	31
Q07	Opinions Count	3.25	12	18
Q08	Mission/Purpose	3.75	12	25
Q09	Committed to quality	4.17	12	49
Q10	Best friend	3.09	11	14
Q11	Progress	3.45	11	22
Q12	Learn and Grow	3.75	12	27

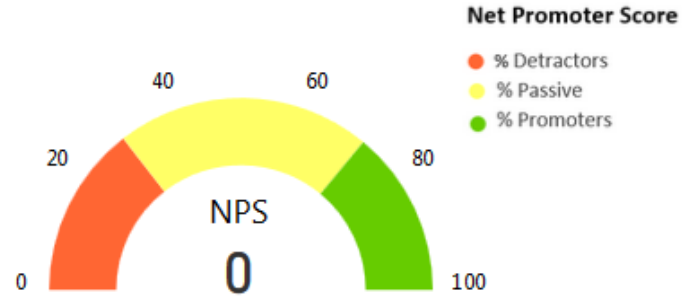


# Gallup Engagement Survey 2017 Level 5

## Level 5



- English - Upchurch
- Facilities-Gen - Bailey
- Facilities-Gen - Crocker
- Facilities-Gen - Liscano
- Financial Aid - Thompson
- Financial Aid - Turney
- Health & Wellness-Gen - Voorhees III
- History - Tanner
- Hospitality & Tourism - Kennon
- Housing-Admin - Vanacore
- Instrumental Studies - Holt
- International Affairs-Gen - Fleurquin
- Kinesiology, Hlth Promo, & Rec - Nauright
- Learn Enhanc Assess & Redesign - Pluscht
- Learning Technologies - Norris
- Library & Information Sciences - Hawamdeh
- Management - Taylor III
- Mathematics - Conley
- Mayborn Sch of Journal-Gen - Bland
- Media Arts - Martin
- Mktng & Logistics - Randall
- Music Hist, Thry, & Ethnomusic - Heidlberger .



14

### Respondents

This is the greatest number of respondents on any one question

3.52

### Grand Mean

This represents the unit's overall engagement on a scale of 1-5

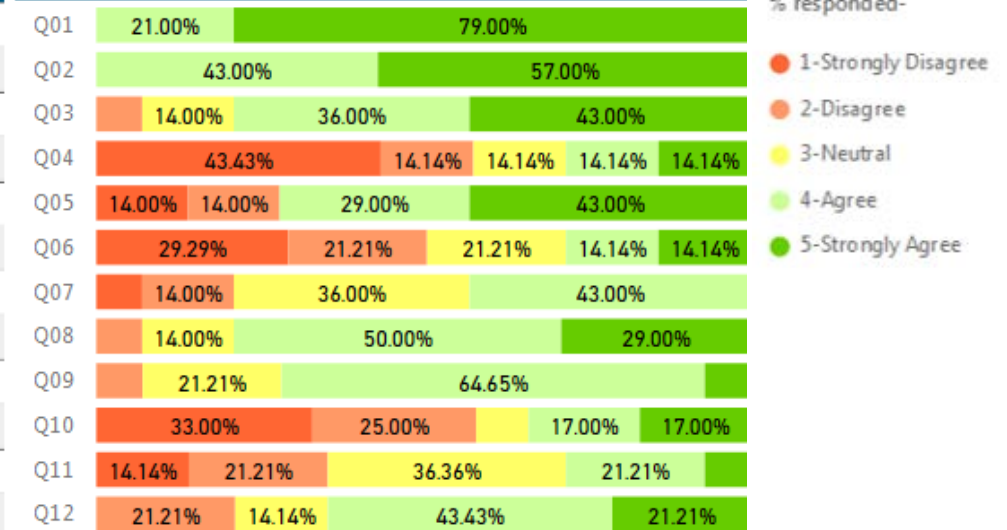
12

### Percentile - Education Services Benchmark

This represents the unit percentile ranking compared to the Gallup education services database

QuestionID	Question Short	Mean	Size	Gallup percentile
Q01	Know what's expected	4.79	14	81
Q02	Materials and equipment	4.57	14	79
Q03	Opportunity to do best	4.14	14	50
Q04	Recognition*	2.43	14	6
Q05	Cares about me	3.71	14	21
Q06	Development	2.64	14	3
Q07	Opinions Count	3.14	14	14
Q08	Mission/Purpose	4.00	14	41
Q09	Committed to quality	3.71	14	21
Q10	Best friend	2.58	12	4
Q11	Progress	2.86	14	8
Q12	Learn and Grow	3.64	14	23

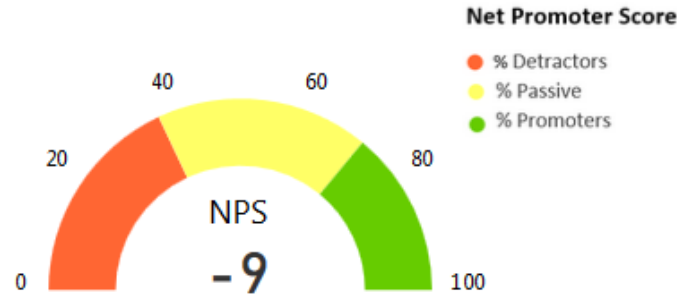
### Frequency Distribution



# Gallup Engagement Survey 2017 Level 5

## Level 5

- English - Upchurch
- Facilities-Gen - Bailey
- Facilities-Gen - Crocker
- Facilities-Gen - Liscano
- Financial Aid - Thompson
- Financial Aid - Turney
- Health & Wellness-Gen - Voorhees III
- History - Tanner
- Hospitality & Tourism - Kennon
- Housing-Admin - Vanacore
- Instrumental Studies - Holt
- International Affairs-Gen - Fleurquin
- Kinesiology, Hlth Promo, & Rec - Nauright
- Learn Enhanc Assess & Redesign - Pluscht
- Learning Technologies - Norris
- Library & Information Sciences - Hawamdeh
- Management - Taylor III
- Mathematics - Conley
- Mayborn Sch of Journal-Gen - Bland
- Media Arts - Martin
- Mktng & Logistics - Randall
- Music Hist, Thy, & Ethnomusic - Heidlberger

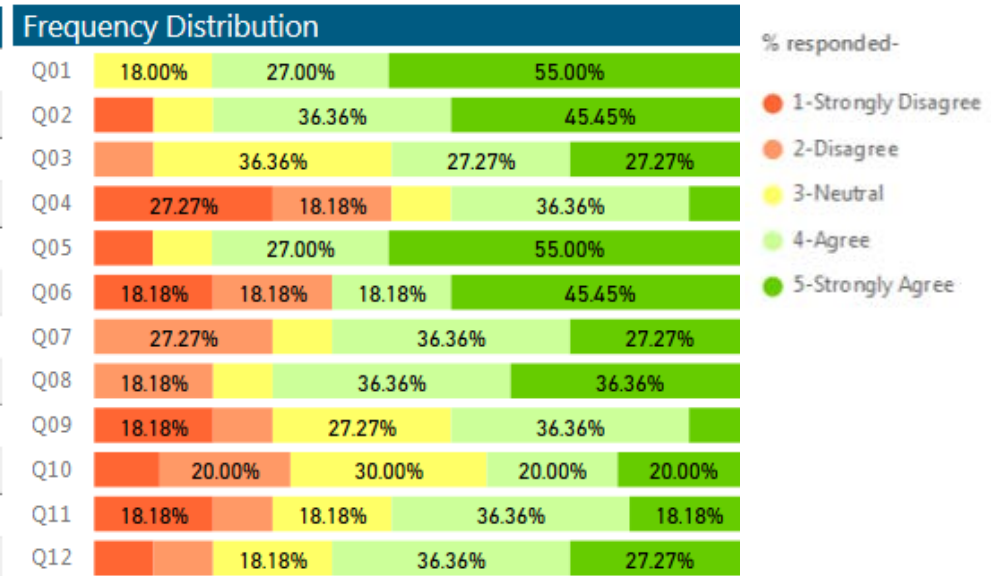


**11 Respondents**  
This is the greatest number of respondents on any one question

**3.62 Grand Mean**  
This represents the unit's overall engagement on a scale of 1-5

**18 Percentile - Education Services Benchmark**  
This represents the unit percentile ranking compared to the Gallup education services database

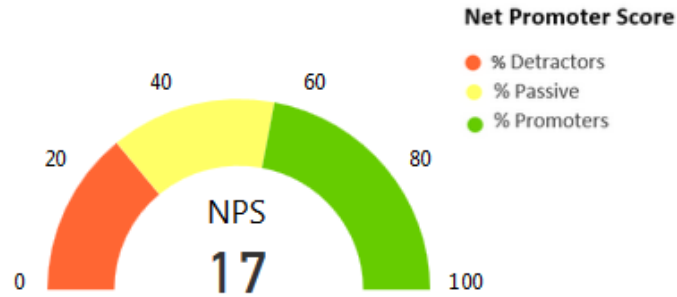
QuestionID	Question Short	Mean	Size	Gallup percentile
Q01	Know what's expected	4.36	11	38
Q02	Materials and equipment	4.09	11	47
Q03	Opportunity to do best	3.73	11	25
Q04	Recognition*	2.82	11	13
Q05	Cares about me	4.18	11	45
Q06	Development	3.55	11	25
Q07	Opinions Count	3.64	11	36
Q08	Mission/Purpose	3.91	11	34
Q09	Committed to quality	3.09	11	3
Q10	Best friend	3.20	10	17
Q11	Progress	3.27	11	17
Q12	Learn and Grow	3.64	11	23



# Gallup Engagement Survey 2017 Level 5

## Level 5

- English - Upchurch
- Facilities-Gen - Bailey
- Facilities-Gen - Crocker
- Facilities-Gen - Liscano
- Financial Aid - Thompson
- Financial Aid - Turney
- Health & Wellness-Gen - Voorhees III
- History - Tanner
- Hospitality & Tourism - Kennon
- Housing-Admin - Vanacore
- Instrumental Studies - Holt
- International Affairs-Gen - Fleurquin
- Kinesiology, Hlth Promo, & Rec - Nauright
- Learn Enhanc Assess & Redesign - Pluscht
- Learning Technologies - Norris
- Library & Information Sciences - Hawamdeh
- Management - Taylor III
- Mathematics - Conley
- Mayborn Sch of Journal-Gen - Bland
- Media Arts - Martin
- Mktng & Logistics - Randall
- Music Hist, Thry, & Ethnomusic - Heidelberg



**18** Respondents

This is the greatest number of respondents on any one question

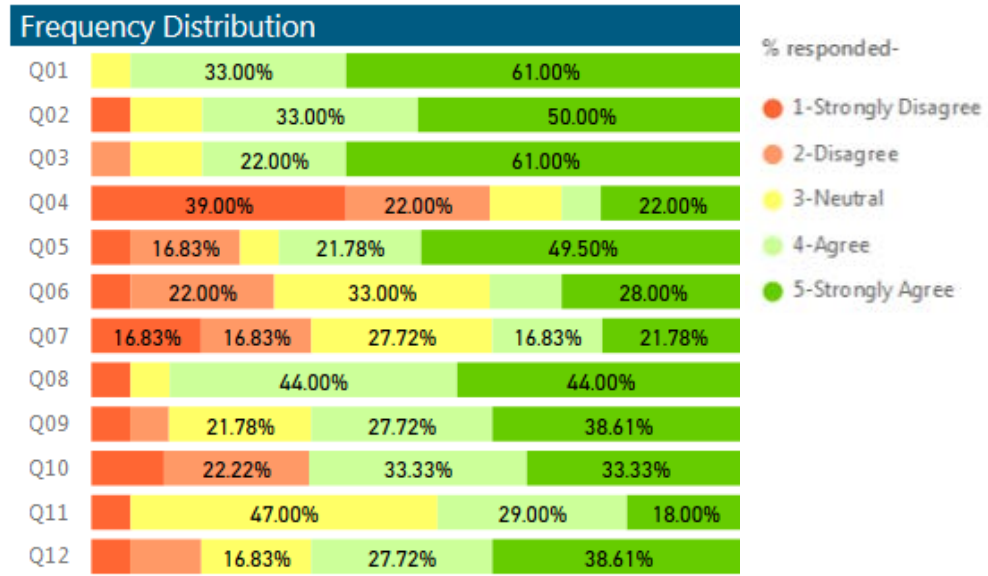
**3.76** Grand Mean

This represents the unit's overall engagement on a scale of 1-5

**30** Percentile - Education Services Benchmark

This represents the unit percentile ranking compared to the Gallup education services database

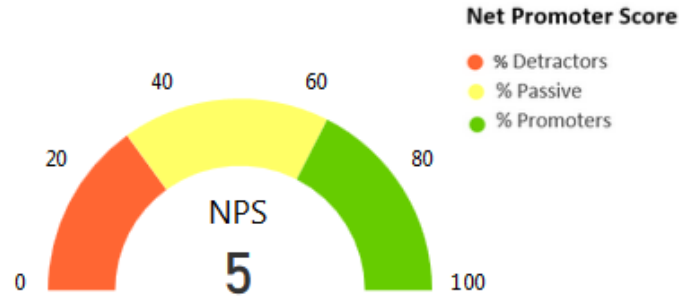
QuestionID	Question Short	Mean	Size	Gallup percentile
Q01	Know what's expected	4.56	18	57
Q02	Materials and equipment	4.22	18	58
Q03	Opportunity to do best	4.39	18	68
Q04	Recognition*	2.50	18	7
Q05	Cares about me	3.94	18	31
Q06	Development	3.33	18	18
Q07	Opinions Count	3.11	18	13
Q08	Mission/Purpose	4.22	18	55
Q09	Committed to quality	3.89	18	30
Q10	Best friend	3.56	18	32
Q11	Progress	3.53	17	24
Q12	Learn and Grow	3.83	18	32



# Gallup Engagement Survey 2017 Level 5

## Level 5

- English - Upchurch
- Facilities-Gen - Bailey
- Facilities-Gen - Crocker
- Facilities-Gen - Liscano
- Financial Aid - Thompson
- Financial Aid - Turney
- Health & Wellness-Gen - Voorhees III
- History - Tanner
- Hospitality & Tourism - Kennon
- Housing-Admin - Vanacore
- Instrumental Studies - Holt
- International Affairs-Gen - Fleurquin
- Kinesiology, Hlth Promo, & Rec - Nauright
- Learn Enhanc Assess & Redesign - Pluscht
- Learning Technologies - Norris
- Library & Information Sciences - Hawamdeh
- Management - Taylor III
- Mathematics - Conley
- Mayborn Sch of Journal-Gen - Bland
- Media Arts - Martin
- Mktng & Logistics - Randall
- Music Hist, Thy, & Ethnomusic - Heidlberger



**20** Respondents

This is the greatest number of respondents on any one question

**3.79** Grand Mean

This represents the unit's overall engagement on a scale of 1-5

**33** Percentile - Education Services Benchmark

This represents the unit percentile ranking compared to the Gallup education services database

QuestionID	Question Short	Mean	Size	Gallup percentile
Q01	Know what's expected	4.50	20	52
Q02	Materials and equipment	3.95	20	37
Q03	Opportunity to do best	3.95	20	37
Q04	Recognition*	2.90	20	15
Q05	Cares about me	4.10	20	40
Q06	Development	4.05	19	52
Q07	Opinions Count	4.11	19	63
Q08	Mission/Purpose	3.35	20	10
Q09	Committed to quality	4.05	20	41
Q10	Best friend	3.16	19	16
Q11	Progress	3.37	19	19
Q12	Learn and Grow	4.05	20	44

QuestionID	Frequency Distribution				
Q01		40.00%		55.00%	
Q02	25.00%		25.00%		40.00%
Q03	25.00%		40.00%		30.00%
Q04	25.00%		35.00%		20.00%
Q05	25.00%		40.00%		35.00%
Q06	26.26%		21.21%		47.47%
Q07	16.00%		42.00%		37.00%
Q08	20.00%		20.00%		25.00%
Q09	15.00%		50.00%		30.00%
Q10	15.84%		15.84%		31.68%
Q11	16.00%		21.00%		26.00%
Q12	15.00%		50.00%		30.00%

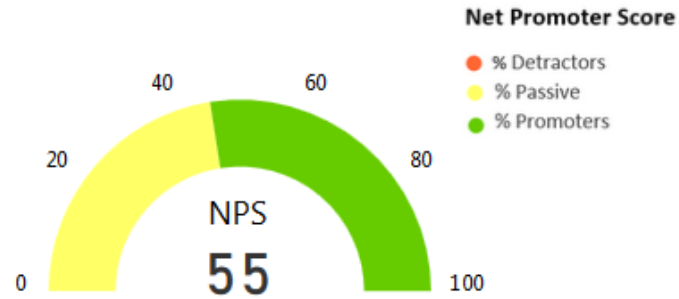
- % responded-
- 1-Strongly Disagree
  - 2-Disagree
  - 3-Neutral
  - 4-Agree
  - 5-Strongly Agree

# Gallup Engagement Survey 2017 Level 5

## Level 5



- English - Upchurch
- Facilities-Gen - Bailey
- Facilities-Gen - Crocker
- Facilities-Gen - Liscano
- Financial Aid - Thompson
- Financial Aid - Turney
- Health & Wellness-Gen - Voorhees III
- History - Tanner
- Hospitality & Tourism - Kennon
- Housing-Admin - Vanacore
- Instrumental Studies - Holt
- International Affairs-Gen - Fleurquin
- Kinesiology, Hlth Promo, & Rec - Nauright
- Learn Enhanc Assess & Redesign - Pluscht
- Learning Technologies - Norris
- Library & Information Sciences - Hawamdeh
- Management - Taylor III
- Mathematics - Conley
- Mayborn Sch of Journal-Gen - Bland
- Media Arts - Martin
- Mktng & Logistics - Randall
- Music Hist, Thry, & Ethnomusic - Heidlberger



11

### Respondents

This is the greatest number of respondents on any one question

4.27

### Grand Mean

This represents the unit's overall engagement on a scale of 1-5

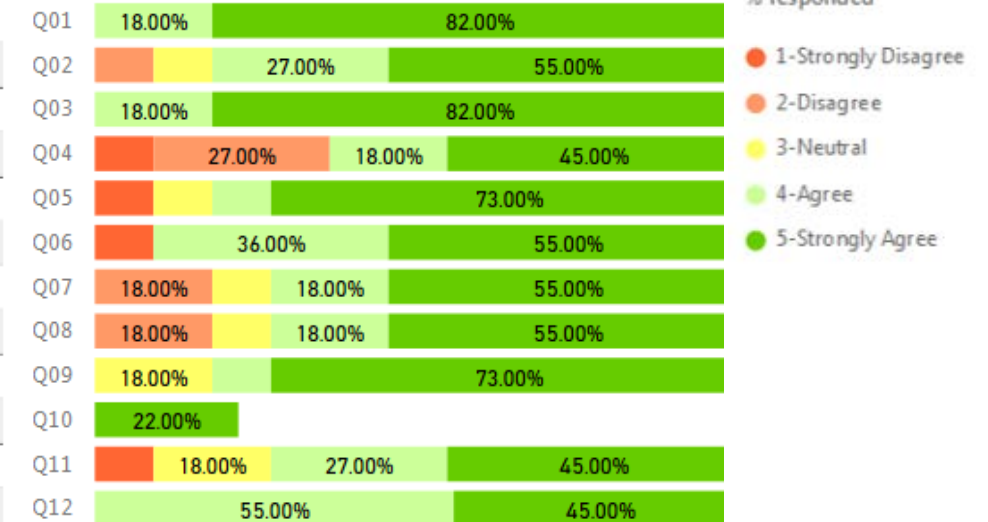
80

### Percentile - Education Services Benchmark

This represents the unit percentile ranking compared to the Gallup education services database

QuestionID	Question Short	Mean	Size	Gallup percentile
Q01	Know what's expected	4.82	11	83
Q02	Materials and equipment	4.27	11	60
Q03	Opportunity to do best	4.82	11	92
Q04	Recognition*	3.64	11	44
Q05	Cares about me	4.36	11	57
Q06	Development	4.27	11	65
Q07	Opinions Count	4.09	11	62
Q08	Mission/Purpose	4.09	11	45
Q09	Committed to quality	4.55	11	76
Q10	Best friend	3.89	9	50
Q11	Progress	4.00	11	46
Q12	Learn and Grow	4.45	11	69

### Frequency Distribution



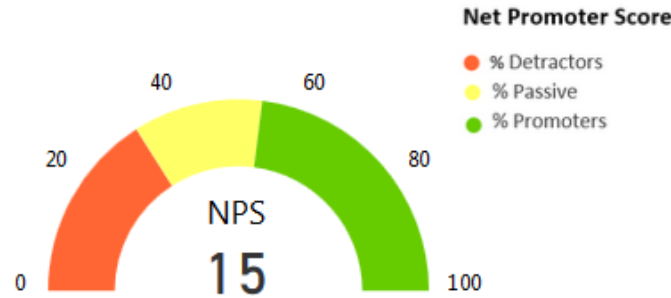


# Gallup Engagement Survey 2017 Level 5

## Level 5



- English - Upchurch
- Facilities-Gen - Bailey
- Facilities-Gen - Crocker
- Facilities-Gen - Liscano
- Financial Aid - Thompson
- Financial Aid - Turney
- Health & Wellness-Gen - Voorhees III
- History - Tanner
- Hospitality & Tourism - Kennon
- Housing-Admin - Vanacore
- Instrumental Studies - Holt
- International Affairs-Gen - Fleurquin
- Kinesiology, Hlth Promo, & Rec - Nauright
- Learn Enhanc Assess & Redesign - Pluscht
- Learning Technologies - Norris
- Library & Information Sciences - Hawamdeh
- Management - Taylor III
- Mathematics - Conley
- Mayborn Sch of Journal-Gen - Bland
- Media Arts - Martin
- Mktng & Logistics - Randall
- Music Hist, Thry, & Ethnomusic - Heidlberger



**60**

### Respondents

This is the greatest number of respondents on any one question

**3.83**

### Grand Mean

This represents the unit's overall engagement on a scale of 1-5

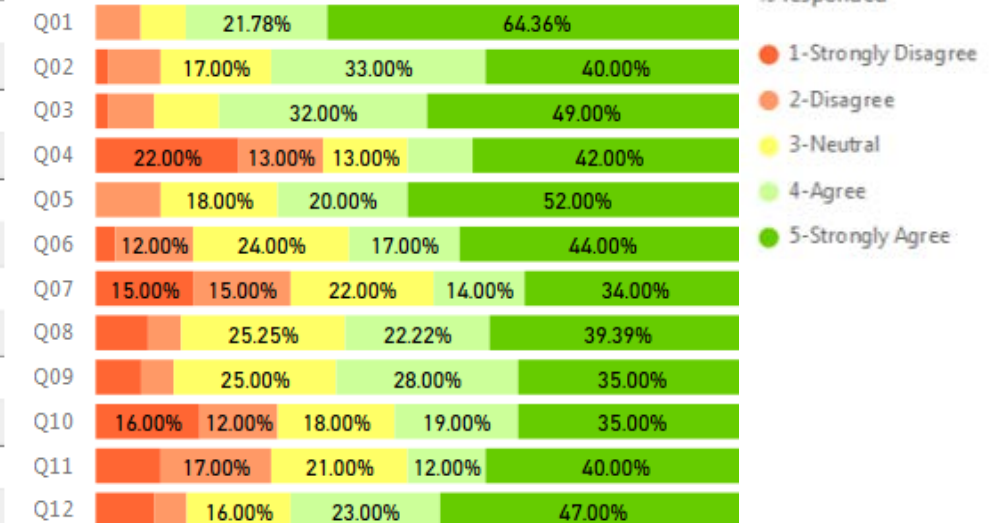
**37**

### Percentile - Education Services Benchmark

This represents the unit percentile ranking compared to the Gallup education services database

QuestionID	Question Short	Mean	Size	Gallup percentile
Q01	Know what's expected	4.45	60	48
Q02	Materials and equipment	4.02	60	45
Q03	Opportunity to do best	4.20	59	56
Q04	Recognition*	3.37	60	31
Q05	Cares about me	4.13	60	41
Q06	Development	3.86	59	42
Q07	Opinions Count	3.36	59	21
Q08	Mission/Purpose	3.78	59	27
Q09	Committed to quality	3.80	60	25
Q10	Best friend	3.46	57	28
Q11	Progress	3.53	58	24
Q12	Learn and Grow	3.95	57	37

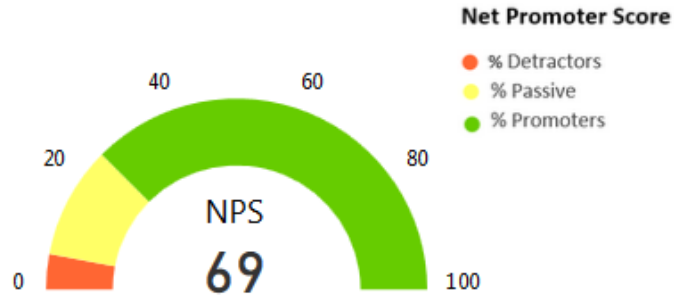
### Frequency Distribution



# Gallup Engagement Survey 2017 Level 5

## Level 5

- English - Upchurch
- Facilities-Gen - Bailey
- Facilities-Gen - Crocker
- Facilities-Gen - Liscano
- Financial Aid - Thompson
- Financial Aid - Turney
- Health & Wellness-Gen - Voorhees III
- History - Tanner
- Hospitality & Tourism - Kennon
- Housing-Admin - Vanacore
- Instrumental Studies - Holt
- International Affairs-Gen - Fleurquin
- Kinesiology, Hlth Promo, & Rec - Nauright
- Learn Enhanc Assess & Redesign - Pluscht
- Learning Technologies - Norris
- Library & Information Sciences - Hawamdeh
- Management - Taylor III
- Mathematics - Conley
- Mayborn Sch of Journal-Gen - Bland
- Media Arts - Martin
- Mktng & Logistics - Randall
- Music Hist, Thry, & Ethnomusic - Heidlberger



**16 Respondents**  
This is the greatest number of respondents on any one question

**4.11 Grand Mean**  
This represents the unit's overall engagement on a scale of 1-5

**67 Percentile - Education Services Benchmark**  
This represents the unit percentile ranking compared to the Gallup education services database

QuestionID	Question Short	Mean	Size	Gallup percentile
Q01	Know what's expected	4.81	16	82
Q02	Materials and equipment	4.38	16	67
Q03	Opportunity to do best	4.44	16	72
Q04	Recognition*	3.56	16	40
Q05	Cares about me	4.25	16	50
Q06	Development	3.69	16	32
Q07	Opinions Count	4.13	16	64
Q08	Mission/Purpose	4.31	16	59
Q09	Committed to quality	4.56	16	76
Q10	Best friend	3.50	16	29
Q11	Progress	3.25	16	16
Q12	Learn and Grow	4.50	16	72

QuestionID	Frequency Distribution				% responded-
Q01	19.00%	81.00%			
Q02	12.87%	37.62%	49.50%		
Q03	13.00%	31.00%	56.00%		
Q04	18.81%	12.87%	24.75%	37.62%	
Q05	25.00%	25.00%	50.00%		
Q06	12.87%	18.81%	24.75%	37.62%	
Q07	12.87%	62.38%	24.75%		
Q08	12.87%	43.56%	43.56%		
Q09	12.87%	18.81%	68.32%		
Q10	13.00%	25.00%	31.00%	25.00%	
Q11	12.87%	24.75%	12.87%	24.75%	24.75%
Q12	12.87%	24.75%	62.38%		

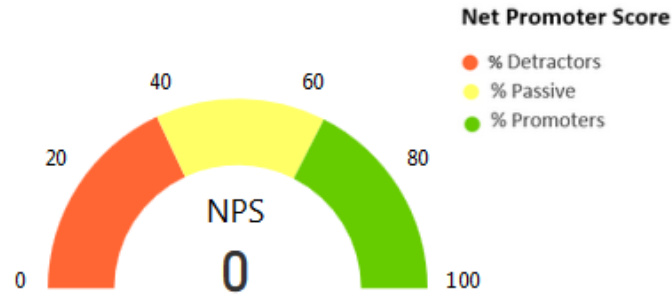
Legend for Frequency Distribution:

- 1-Strongly Disagree
- 2-Disagree
- 3-Neutral
- 4-Agree
- 5-Strongly Agree

# Gallup Engagement Survey 2017 Level 5

## Level 5

- English - Upchurch
- Facilities-Gen - Bailey
- Facilities-Gen - Crocker
- Facilities-Gen - Liscano
- Financial Aid - Thompson
- Financial Aid - Turney
- Health & Wellness-Gen - Voorhees III
- History - Tanner
- Hospitality & Tourism - Kennon
- Housing-Admin - Vanacore
- Instrumental Studies - Holt
- International Affairs-Gen - Fleurquin
- Kinesiology, Hlth Promo, & Rec - Nauright
- Learn Enhanc Assess & Redesign - Pluscht
- Learning Technologies - Norris
- Library & Information Sciences - Hawamdeh
- Management - Taylor III
- Mathematics - Conley
- Mayborn Sch of Journal-Gen - Bland
- Media Arts - Martin
- Mktng & Logistics - Randall
- Music Hist, Thry, & Ethnomusic - Heidlberger



**14** Respondents

This is the greatest number of respondents on any one question

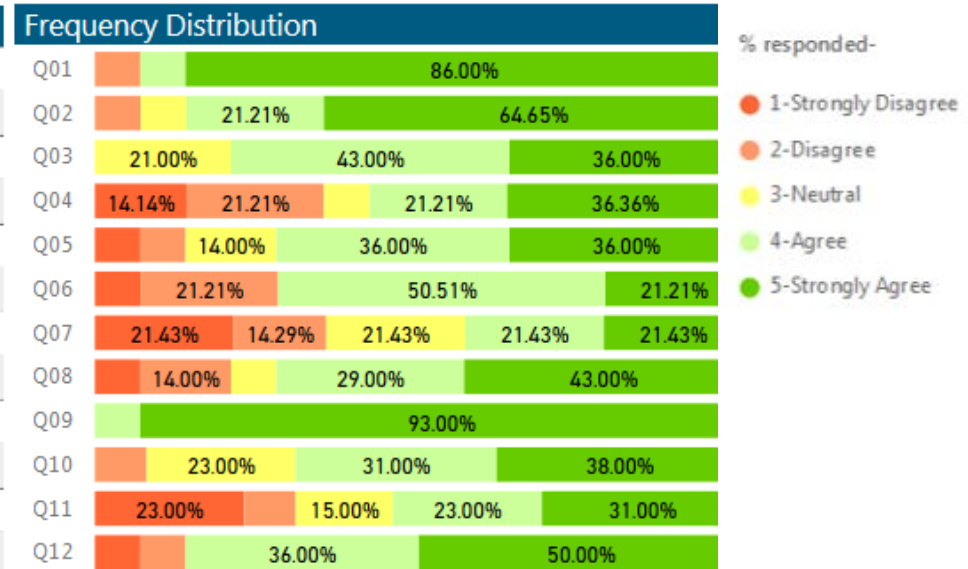
**3.95** Grand Mean

This represents the unit's overall engagement on a scale of 1-5

**49** Percentile - Education Services Benchmark

This represents the unit percentile ranking compared to the Gallup education services database

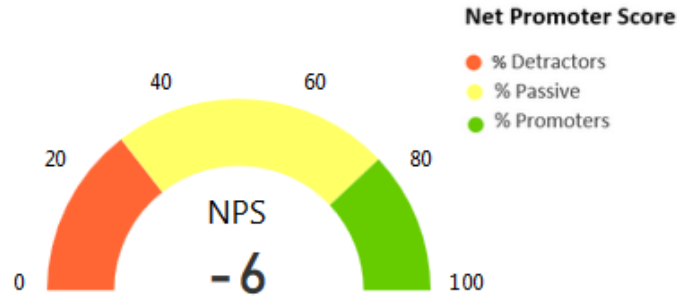
QuestionID	Question Short	Mean	Size	Gallup percentile
Q01	Know what's expected	4.71	14	73
Q02	Materials and equipment	4.43	14	72
Q03	Opportunity to do best	4.14	14	50
Q04	Recognition*	3.43	14	35
Q05	Cares about me	3.86	14	28
Q06	Development	3.57	14	26
Q07	Opinions Count	3.07	14	12
Q08	Mission/Purpose	3.86	14	32
Q09	Committed to quality	4.93	14	95
Q10	Best friend	4.00	13	55
Q11	Progress	3.31	13	18
Q12	Learn and Grow	4.14	14	49



# Gallup Engagement Survey 2017 Level 5

## Level 5

- English - Upchurch
- Facilities-Gen - Bailey
- Facilities-Gen - Crocker
- Facilities-Gen - Liscano
- Financial Aid - Thompson
- Financial Aid - Turney
- Health & Wellness-Gen - Voorhees III
- History - Tanner
- Hospitality & Tourism - Kennon
- Housing-Admin - Vanacore
- Instrumental Studies - Holt
- International Affairs-Gen - Fleurquin
- Kinesiology, Hlth Promo, & Rec - Nauright
- Learn Enhanc Assess & Redesign - Pluscht
- Learning Technologies - Norris
- Library & Information Sciences - Hawamdeh
- Management - Taylor III
- Mathematics - Conley
- Mayborn Sch of Journal-Gen - Bland
- Media Arts - Martin
- Mktng & Logistics - Randall
- Music Hist, Thry, & Ethnomusic - Heidlberger



**17** Respondents

This is the greatest number of respondents on any one question

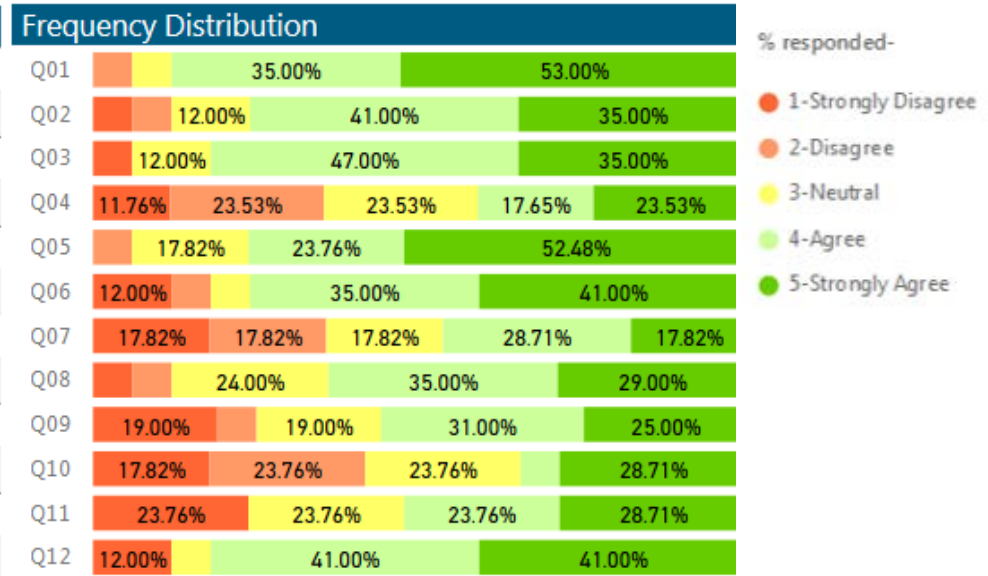
**3.69** Grand Mean

This represents the unit's overall engagement on a scale of 1-5

**24** Percentile - Education Services Benchmark

This represents the unit percentile ranking compared to the Gallup education services database

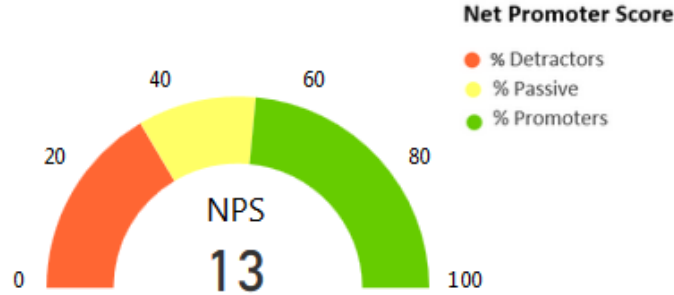
QuestionID	Question Short	Mean	Size	Gallup percentile
Q01	Know what's expected	4.35	17	38
Q02	Materials and equipment	3.94	17	37
Q03	Opportunity to do best	4.06	17	45
Q04	Recognition*	3.18	17	24
Q05	Cares about me	4.24	17	49
Q06	Development	3.88	17	43
Q07	Opinions Count	3.12	17	13
Q08	Mission/Purpose	3.76	17	26
Q09	Committed to quality	3.38	16	8
Q10	Best friend	3.06	17	14
Q11	Progress	3.35	17	19
Q12	Learn and Grow	4.00	17	43



# Gallup Engagement Survey 2017 Level 5

## Level 5

- English - Upchurch
- Facilities-Gen - Bailey
- Facilities-Gen - Crocker
- Facilities-Gen - Liscano
- Financial Aid - Thompson
- Financial Aid - Turney
- Health & Wellness-Gen - Voorhees III
- History - Tanner
- Hospitality & Tourism - Kennon
- Housing-Admin - Vanacore
- Instrumental Studies - Holt
- International Affairs-Gen - Fleurquin
- Kinesiology, Hlth Promo, & Rec - Nauright
- Learn Enhanc Assess & Redesign - Pluscht
- Learning Technologies - Norris
- Library & Information Sciences - Hawamdeh
- Management - Taylor III
- Mathematics - Conley
- Mayborn Sch of Journal-Gen - Bland
- Media Arts - Martin
- Mktng & Logistics - Randall
- Music Hist, Thy, & Ethnomusic - Heidlberger



**15**

### Respondents

This is the greatest number of respondents on any one question

**3.73**

### Grand Mean

This represents the unit's overall engagement on a scale of 1-5

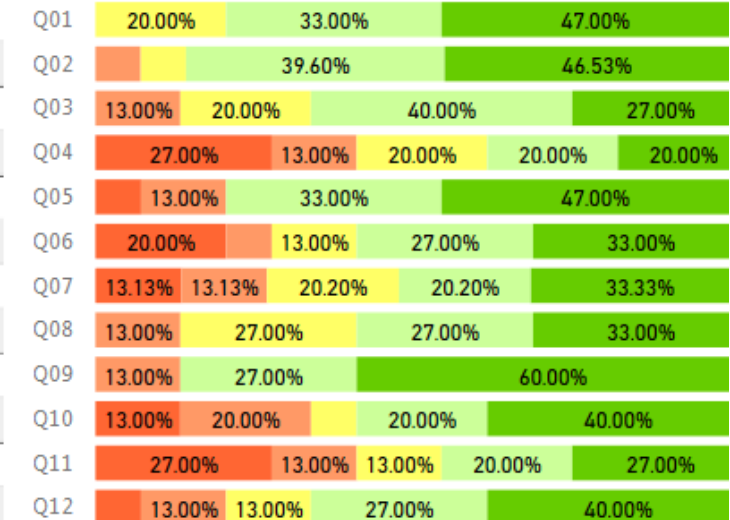
**27**

### Percentile - Education Services Benchmark

This represents the unit percentile ranking compared to the Gallup education services database

QuestionID	Question Short	Mean	Size	Gallup percentile
Q01	Know what's expected	4.27	15	31
Q02	Materials and equipment	4.27	15	60
Q03	Opportunity to do best	3.80	15	29
Q04	Recognition*	2.93	15	16
Q05	Cares about me	4.00	15	37
Q06	Development	3.47	15	22
Q07	Opinions Count	3.47	15	27
Q08	Mission/Purpose	3.80	15	29
Q09	Committed to quality	4.33	15	61
Q10	Best friend	3.53	15	31
Q11	Progress	3.07	15	12
Q12	Learn and Grow	3.80	15	30

### Frequency Distribution



% responded-

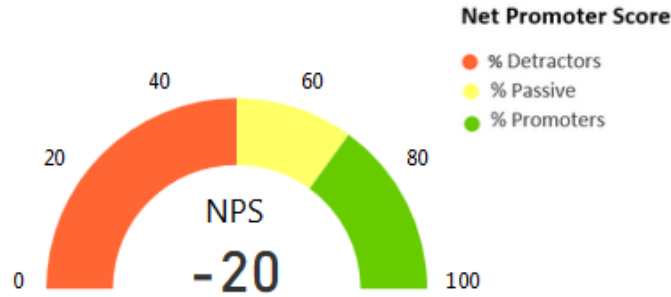
- 1-Strongly Disagree
- 2-Disagree
- 3-Neutral
- 4-Agree
- 5-Strongly Agree

# Gallup Engagement Survey 2017 Level 5

## Level 5



- English - Upchurch
- Facilities-Gen - Bailey
- Facilities-Gen - Crocker
- Facilities-Gen - Liscano
- Financial Aid - Thompson
- Financial Aid - Turney
- Health & Wellness-Gen - Voorhees III
- History - Tanner
- Hospitality & Tourism - Kennon
- Housing-Admin - Vanacore
- Instrumental Studies - Holt
- International Affairs-Gen - Fleurquin
- Kinesiology, Hlth Promo, & Rec - Nauright
- Learn Enhanc Assess & Redesign - Pluscht
- Learning Technologies - Norris
- Library & Information Sciences - Hawamdeh
- Management - Taylor III
- Mathematics - Conley
- Mayborn Sch of Journal-Gen - Bland
- Media Arts - Martin
- Mktng & Logistics - Randall
- Music Hist, Thry, & Ethnomusic - Heidlberger



**10**

### Respondents

This is the greatest number of respondents on any one question

**3.42**

### Grand Mean

This represents the unit's overall engagement on a scale of 1-5

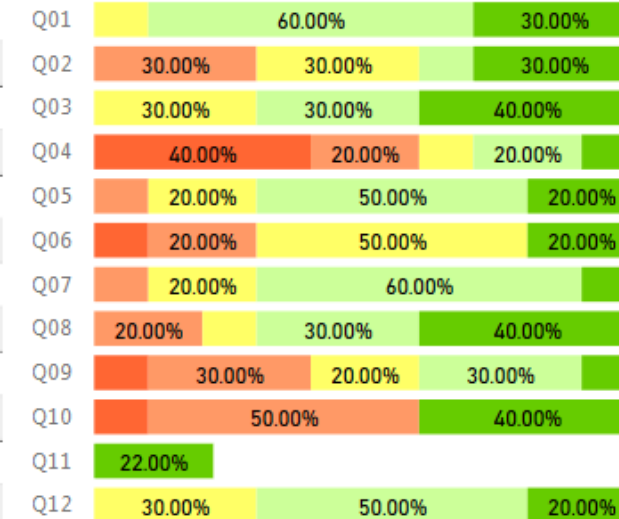
**7**

### Percentile - Education Services Benchmark

This represents the unit percentile ranking compared to the Gallup education services database

QuestionID	Question Short	Mean	Size	Gallup percentile
Q01	Know what's expected	4.20	10	28
Q02	Materials and equipment	3.40	10	12
Q03	Opportunity to do best	4.10	10	47
Q04	Recognition*	2.40	10	5
Q05	Cares about me	3.80	10	25
Q06	Development	3.00	10	8
Q07	Opinions Count	3.70	10	39
Q08	Mission/Purpose	3.90	10	34
Q09	Committed to quality	3.00	10	3
Q10	Best friend	3.10	10	15
Q11	Progress	2.56	9	4
Q12	Learn and Grow	3.90	10	35

### Frequency Distribution



% responded-

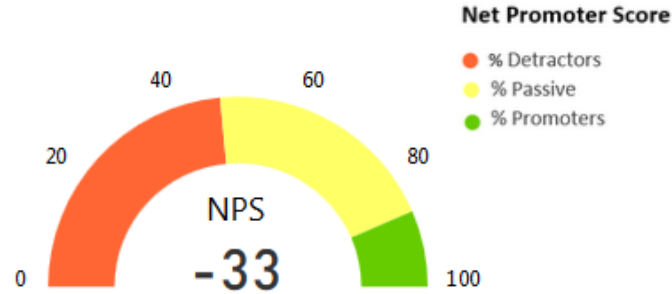
- 1-Strongly Disagree
- 2-Disagree
- 3-Neutral
- 4-Agree
- 5-Strongly Agree

# Gallup Engagement Survey 2017 Level 5

## Level 5



- English - Upchurch
- Facilities-Gen - Bailey
- Facilities-Gen - Crocker
- Facilities-Gen - Liscano
- Financial Aid - Thompson
- Financial Aid - Turney
- Health & Wellness-Gen - Voorhees III
- History - Tanner
- Hospitality & Tourism - Kennon
- Housing-Admin - Vanacore
- Instrumental Studies - Holt
- International Affairs-Gen - Fleurquin
- Kinesiology, Hlth Promo, & Rec - Nauright
- Learn Enhanc Assess & Redesign - Pluscht
- Learning Technologies - Norris
- Library & Information Sciences - Hawamdeh
- Management - Taylor III
- Mathematics - Conley
- Mayborn Sch of Journal-Gen - Bland
- Media Arts - Martin
- Mktng & Logistics - Randall
- Music Hist, Thy, & Ethnomusic - Heidelberg



**15** Respondents

This is the greatest number of respondents on any one question

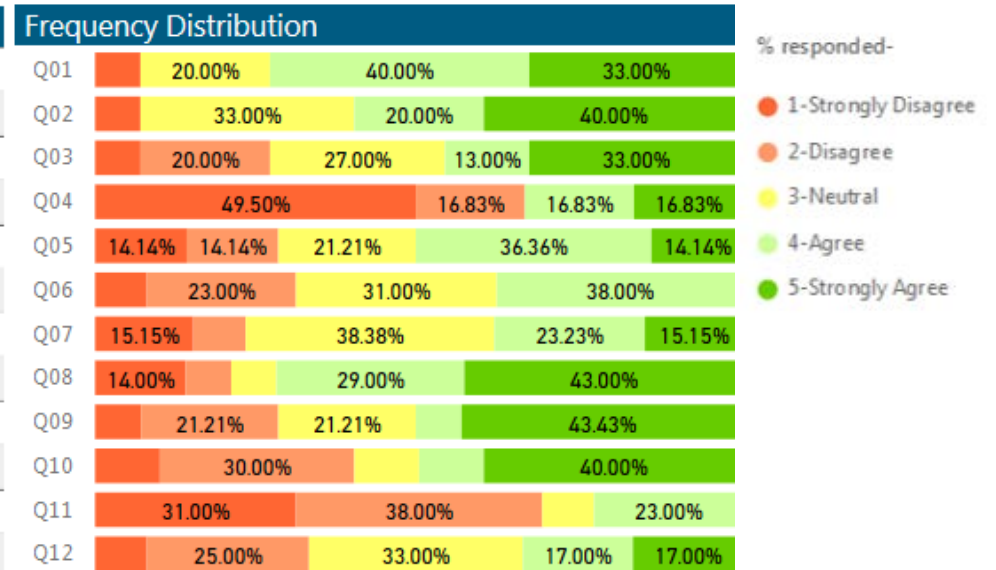
**3.25** Grand Mean

This represents the unit's overall engagement on a scale of 1-5

**3** Percentile - Education Services Benchmark

This represents the unit percentile ranking compared to the Gallup education services database

QuestionID	Question Short	Mean	Size	Gallup percentile
Q01	Know what's expected	3.93	15	12
Q02	Materials and equipment	3.87	15	33
Q03	Opportunity to do best	3.47	15	14
Q04	Recognition*	2.33	12	4
Q05	Cares about me	3.21	14	7
Q06	Development	3.00	13	8
Q07	Opinions Count	3.15	13	15
Q08	Mission/Purpose	3.79	14	28
Q09	Committed to quality	3.57	14	14
Q10	Best friend	3.40	10	26
Q11	Progress	2.23	13	2
Q12	Learn and Grow	3.08	12	7

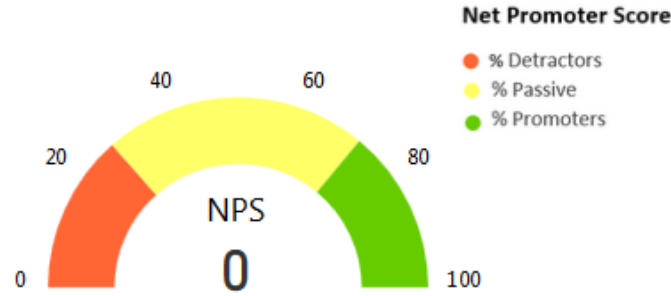


# Gallup Engagement Survey 2017 Level 5

## Level 5



- English - Upchurch
- Facilities-Gen - Bailey
- Facilities-Gen - Crocker
- Facilities-Gen - Liscano
- Financial Aid - Thompson
- Financial Aid - Turney
- Health & Wellness-Gen - Voorhees III
- History - Tanner
- Hospitality & Tourism - Kennon
- Housing-Admin - Vanacore
- Instrumental Studies - Holt
- International Affairs-Gen - Fleurquin
- Kinesiology, Hlth Promo, & Rec - Nauright
- Learn Enhanc Assess & Redesign - Pluscht
- Learning Technologies - Norris
- Library & Information Sciences - Hawamdeh
- Management - Taylor III
- Mathematics - Conley
- Mayborn Sch of Journal-Gen - Bland
- Media Arts - Martin
- Mktng & Logistics - Randall
- Music Hist, Thry, & Ethnomusic - Heidlberger



11

### Respondents

This is the greatest number of respondents on any one question

3.64

### Grand Mean

This represents the unit's overall engagement on a scale of 1-5

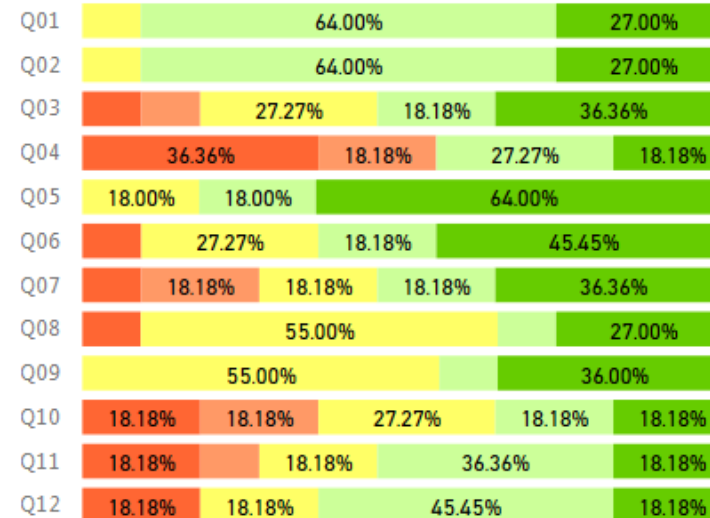
19

### Percentile - Education Services Benchmark

This represents the unit percentile ranking compared to the Gallup education services database

QuestionID	Question Short	Mean	Size	Gallup percentile
Q01	Know what's expected	4.18	11	25
Q02	Materials and equipment	4.18	11	54
Q03	Opportunity to do best	3.64	11	21
Q04	Recognition*	2.73	11	11
Q05	Cares about me	4.45	11	64
Q06	Development	3.91	11	44
Q07	Opinions Count	3.55	11	31
Q08	Mission/Purpose	3.45	11	14
Q09	Committed to quality	3.82	11	26
Q10	Best friend	3.00	11	12
Q11	Progress	3.27	11	17
Q12	Learn and Grow	3.45	11	16

### Frequency Distribution



% responded-

- 1-Strongly Disagree
- 2-Disagree
- 3-Neutral
- 4-Agree
- 5-Strongly Agree

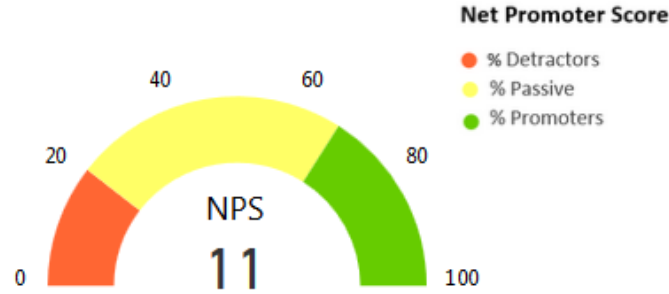


# Gallup Engagement Survey 2017 Level 5

## Level 5



- English - Upchurch
- Facilities-Gen - Bailey
- Facilities-Gen - Crocker
- Facilities-Gen - Liscano
- Financial Aid - Thompson
- Financial Aid - Turney
- Health & Wellness-Gen - Voorhees III
- History - Tanner
- Hospitality & Tourism - Kennon
- Housing-Admin - Vanacore
- Instrumental Studies - Holt
- International Affairs-Gen - Fleurquin
- Kinesiology, Hlth Promo, & Rec - Nauright
- Learn Enhanc Assess & Redesign - Pluscht
- Learning Technologies - Norris
- Library & Information Sciences - Hawamdeh
- Management - Taylor III
- Mathematics - Conley
- Mayborn Sch of Journal-Gen - Bland
- Media Arts - Martin
- Mktng & Logistics - Randall
- Music Hist, Thry, & Ethnomusic - Heidelberg



**19**

### Respondents

This is the greatest number of respondents on any one question

**3.77**

### Grand Mean

This represents the unit's overall engagement on a scale of 1-5

**31**

### Percentile - Education Services Benchmark

This represents the unit percentile ranking compared to the Gallup education services database

QuestionID	Question Short	Mean	Size	Gallup percentile
Q01	Know what's expected	4.58	19	59
Q02	Materials and equipment	4.05	19	45
Q03	Opportunity to do best	4.11	19	48
Q04	Recognition*	2.74	19	11
Q05	Cares about me	3.74	19	22
Q06	Development	3.68	19	32
Q07	Opinions Count	3.74	19	41
Q08	Mission/Purpose	3.68	19	22
Q09	Committed to quality	4.26	19	56
Q10	Best friend	3.00	17	12
Q11	Progress	3.56	18	25
Q12	Learn and Grow	4.16	19	49

QuestionID	Frequency Distribution
Q01	32.00% 63.00%
Q02	16.00% 42.00% 37.00%
Q03	21.00% 47.00% 32.00%
Q04	36.63% 15.84% 15.84% 20.79%
Q05	21.00% 21.00% 47.00%
Q06	21.00% 16.00% 16.00% 47.00%
Q07	58.00% 21.00%
Q08	26.00% 37.00% 26.00%
Q09	47.47% 42.42%
Q10	17.65% 23.53% 17.65% 23.53% 17.65%
Q11	16.83% 27.72% 43.56%
Q12	42.00% 42.00%

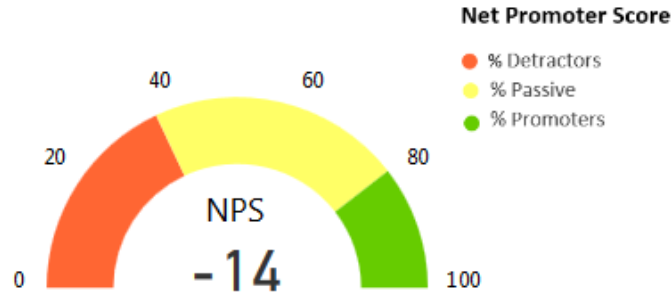
- % responded-
- 1-Strongly Disagree
  - 2-Disagree
  - 3-Neutral
  - 4-Agree
  - 5-Strongly Agree

# Gallup Engagement Survey 2017 Level 5

## Level 5



- English - Upchurch
- Facilities-Gen - Bailey
- Facilities-Gen - Crocker
- Facilities-Gen - Liscano
- Financial Aid - Thompson
- Financial Aid - Turney
- Health & Wellness-Gen - Voorhees III
- History - Tanner
- Hospitality & Tourism - Kennon
- Housing-Admin - Vanacore
- Instrumental Studies - Holt
- International Affairs-Gen - Fleurquin
- Kinesiology, Hlth Promo, & Rec - Nauright
- Learn Enhanc Assess & Redesign - Pluscht
- Learning Technologies - Norris
- Library & Information Sciences - Hawamdeh
- Management - Taylor III
- Mathematics - Conley
- Mayborn Sch of Journal-Gen - Bland
- Media Arts - Martin
- Mktng & Logistics - Randall
- Music Hist, Thry, & Ethnomusic - Heidlberger

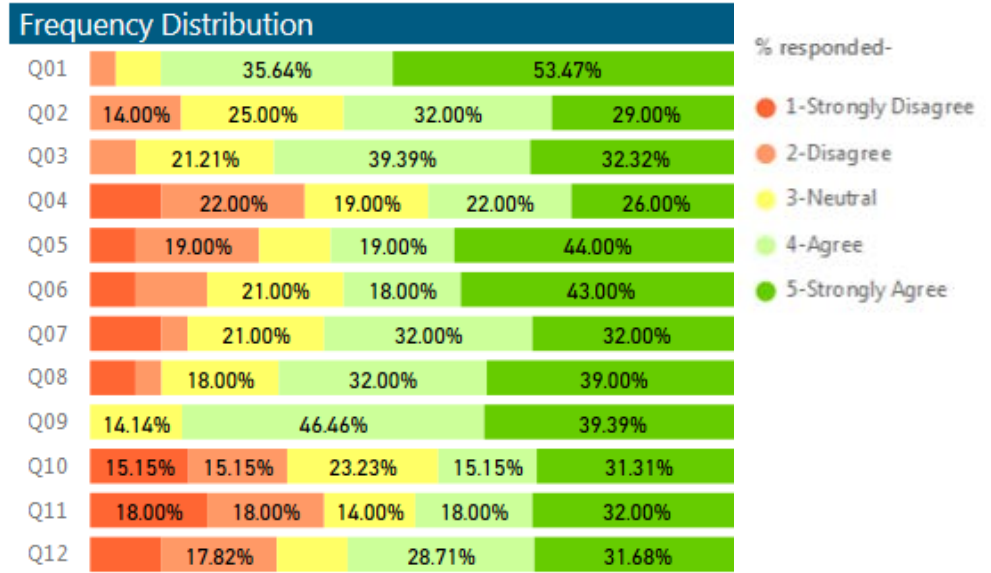


**28 Respondents**  
This is the greatest number of respondents on any one question

**3.75 Grand Mean**  
This represents the unit's overall engagement on a scale of 1-5

**29 Percentile - Education Services Benchmark**  
This represents the unit percentile ranking compared to the Gallup education services database

QuestionID	Question Short	Mean	Size	Gallup percentile
Q01	Know what's expected	4.39	28	41
Q02	Materials and equipment	3.75	28	26
Q03	Opportunity to do best	3.96	28	38
Q04	Recognition*	3.30	27	29
Q05	Cares about me	3.74	27	22
Q06	Development	3.79	28	36
Q07	Opinions Count	3.71	28	40
Q08	Mission/Purpose	3.93	28	35
Q09	Committed to quality	4.25	28	56
Q10	Best friend	3.31	26	22
Q11	Progress	3.29	28	17
Q12	Learn and Grow	3.54	28	18

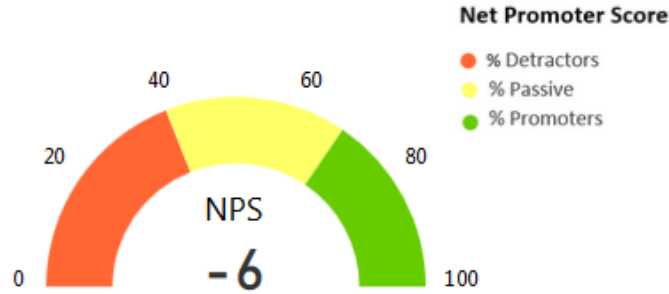


# Gallup Engagement Survey 2017 Level 5

## Level 5



- English - Upchurch
- Facilities-Gen - Bailey
- Facilities-Gen - Crocker
- Facilities-Gen - Liscano
- Financial Aid - Thompson
- Financial Aid - Turney
- Health & Wellness-Gen - Voorhees III
- History - Tanner
- Hospitality & Tourism - Kennon
- Housing-Admin - Vanacore
- Instrumental Studies - Holt
- International Affairs-Gen - Fleurquin
- Kinesiology, Hlth Promo, & Rec - Nauright
- Learn Enhanc Assess & Redesign - Plusch
- Learning Technologies - Norris
- Library & Information Sciences - Hawamdeh
- Management - Taylor III
- Mathematics - Conley
- Mayborn Sch of Journal-Gen - Bland
- Media Arts - Martin
- Mktng & Logistics - Randall
- Music Hist, Thry, & Ethnomusic - Heidlberger



**16** Respondents

This is the greatest number of respondents on any one question

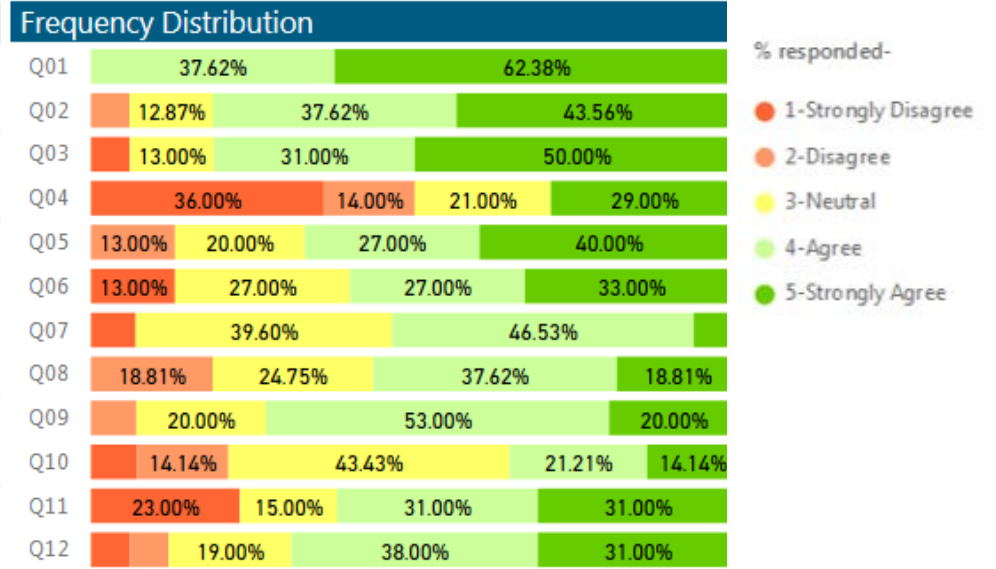
**3.72** Grand Mean

This represents the unit's overall engagement on a scale of 1-5

**26** Percentile - Education Services Benchmark

This represents the unit percentile ranking compared to the Gallup education services database

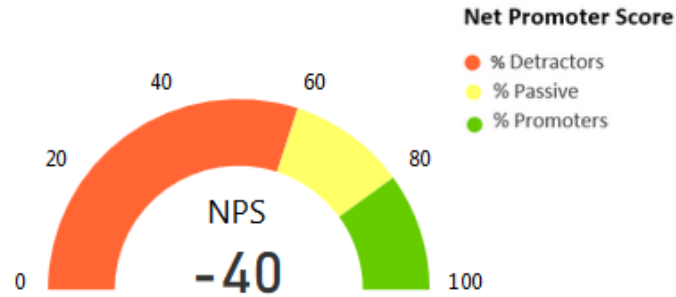
QuestionID	Question Short	Mean	Size	Gallup percentile
Q01	Know what's expected	4.63	16	65
Q02	Materials and equipment	4.19	16	55
Q03	Opportunity to do best	4.19	16	54
Q04	Recognition*	2.71	14	10
Q05	Cares about me	3.93	15	31
Q06	Development	3.67	15	31
Q07	Opinions Count	3.47	15	27
Q08	Mission/Purpose	3.56	16	17
Q09	Committed to quality	3.87	15	29
Q10	Best friend	3.21	14	18
Q11	Progress	3.46	13	22
Q12	Learn and Grow	3.81	16	30



# Gallup Engagement Survey 2017 Level 5

## Level 5

- English - Upchurch
- Facilities-Gen - Bailey
- Facilities-Gen - Crocker
- Facilities-Gen - Liscano
- Financial Aid - Thompson
- Financial Aid - Turney
- Health & Wellness-Gen - Voorhees III
- History - Tanner
- Hospitality & Tourism - Kennon
- Housing-Admin - Vanacore
- Instrumental Studies - Holt
- International Affairs-Gen - Fleurquin
- Kinesiology, Hlth Promo, & Rec - Nauright
- Learn Enhanc Assess & Redesign - Pluscht
- Learning Technologies - Norris
- Library & Information Sciences - Hawamdeh
- Management - Taylor III
- Mathematics - Conley
- Mayborn Sch of Journal-Gen - Bland
- Media Arts - Martin
- Mktng & Logistics - Randall
- Music Hist, Thry, & Ethnomusic - Heidlberger



**15** Respondents

This is the greatest number of respondents on any one question

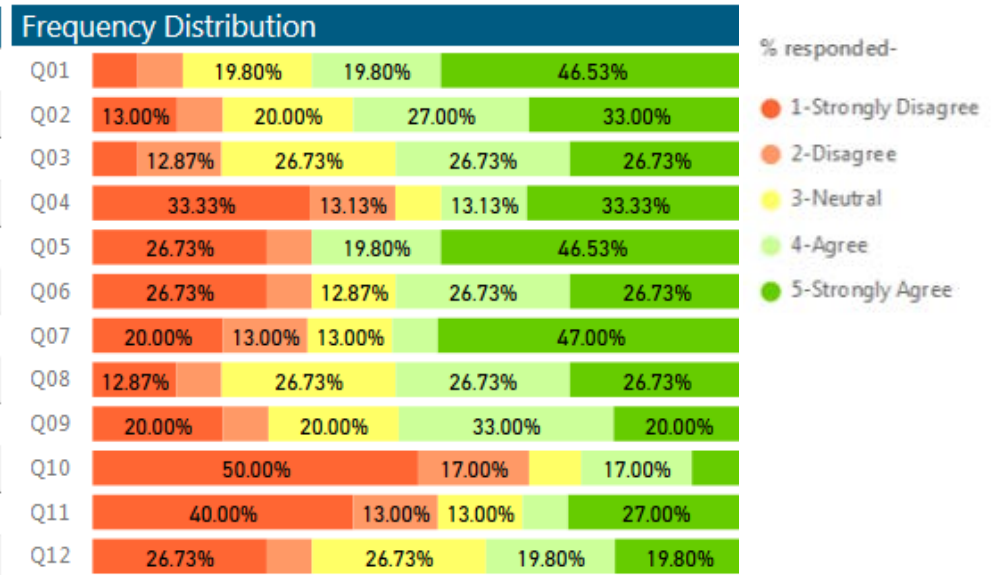
**3.24** Grand Mean

This represents the unit's overall engagement on a scale of 1-5

**3** Percentile - Education Services Benchmark

This represents the unit percentile ranking compared to the Gallup education services database

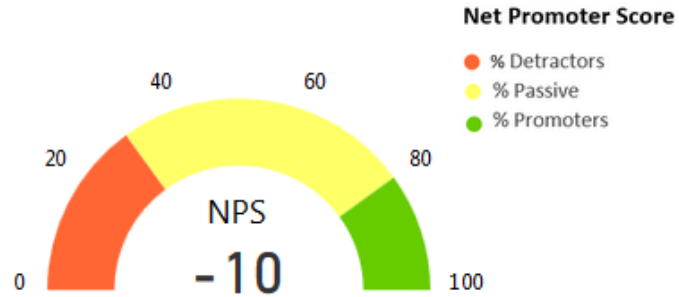
QuestionID	Question Short	Mean	Size	Gallup percentile
Q01	Know what's expected	3.93	15	12
Q02	Materials and equipment	3.60	15	19
Q03	Opportunity to do best	3.53	15	16
Q04	Recognition*	3.00	15	18
Q05	Cares about me	3.53	15	15
Q06	Development	3.20	15	14
Q07	Opinions Count	3.47	15	27
Q08	Mission/Purpose	3.47	15	14
Q09	Committed to quality	3.27	15	6
Q10	Best friend	2.17	12	1
Q11	Progress	2.67	15	6
Q12	Learn and Grow	3.00	15	6



# Gallup Engagement Survey 2017 Level 5

## Level 5

- English - Opchurch
- Facilities-Gen - Bailey
- Facilities-Gen - Crocker
- Facilities-Gen - Liscano
- Financial Aid - Thompson
- Financial Aid - Turney
- Health & Wellness-Gen - Voorhees III
- History - Tanner
- Hospitality & Tourism - Kennon
- Housing-Admin - Vanacore
- Instrumental Studies - Holt
- International Affairs-Gen - Fleurquin
- Kinesiology, Hlth Promo, & Rec - Nauright
- Learn Enhanc Assess & Redesign - Pluscht
- Learning Technologies - Norris
- Library & Information Sciences - Hawamdeh
- Management - Taylor III
- Mathematics - Conley
- Mayborn Sch of Journal-Gen - Bland
- Media Arts - Martin
- Mktng & Logistics - Randall
- Music Hist, Thy, & Ethnomusic - Heidlberger



**10** Respondents

This is the greatest number of respondents on any one question

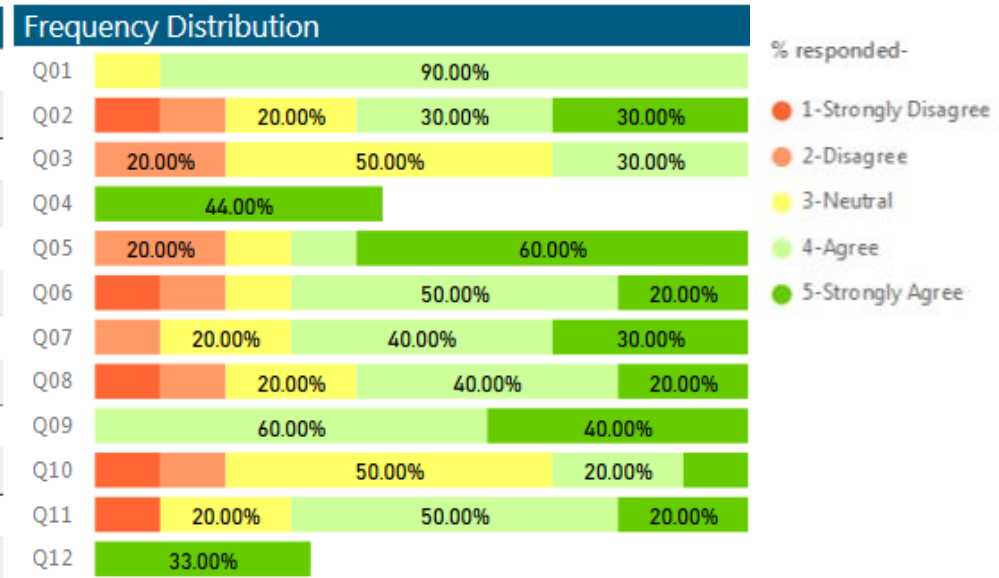
**3.75** Grand Mean

This represents the unit's overall engagement on a scale of 1-5

**29** Percentile - Education Services Benchmark

This represents the unit percentile ranking compared to the Gallup education services database

QuestionID	Question Short	Mean	Size	Gallup percentile
Q01	Know what's expected	3.90	10	12
Q02	Materials and equipment	3.60	10	19
Q03	Opportunity to do best	3.10	10	5
Q04	Recognition*	4.11	9	66
Q05	Cares about me	4.10	10	40
Q06	Development	3.60	10	27
Q07	Opinions Count	3.90	10	51
Q08	Mission/Purpose	3.50	10	15
Q09	Committed to quality	4.40	10	67
Q10	Best friend	3.10	10	15
Q11	Progress	3.70	10	31
Q12	Learn and Grow	4.00	9	43

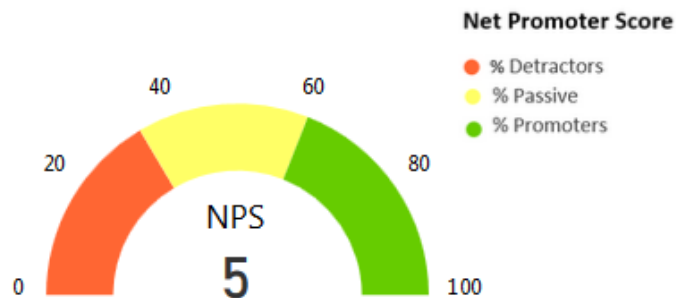


# Gallup Engagement Survey 2017 Level 5

## Level 5



- Management - Taylor III
- Mathematics - Conley
- Mayborn Sch of Journal-Gen - Bland
- Media Arts - Martin
- Mktng & Logistics - Randall
- Music Hist, Thry, & Ethnomusic - Heidlberger
- PACS-Dean's Off-Gen - Dash
- Physics - Monticino
- Police Services - Bergstrom
- Police Services - Owen
- Political Science - Eshbaugh-Soha
- Psychology - Campbell
- Registrar - Heard
- Spanish - Manickam
- Speech & Hearing Sciences - Moore
- Teacher Education & Admin - Laney
- Technical Communication - Campbell
- Union Admin - Reif
- Univ Relations Com & Mktng-Gen - Beck
- Univ Relations Com & Mktng-Gen - Payne
- University Library-Gen - Halbert
- World Lang, Lit, & Cultures - Kaplan



21

### Respondents

This is the greatest number of respondents on any one question

3.87

### Grand Mean

This represents the unit's overall engagement on a scale of 1-5

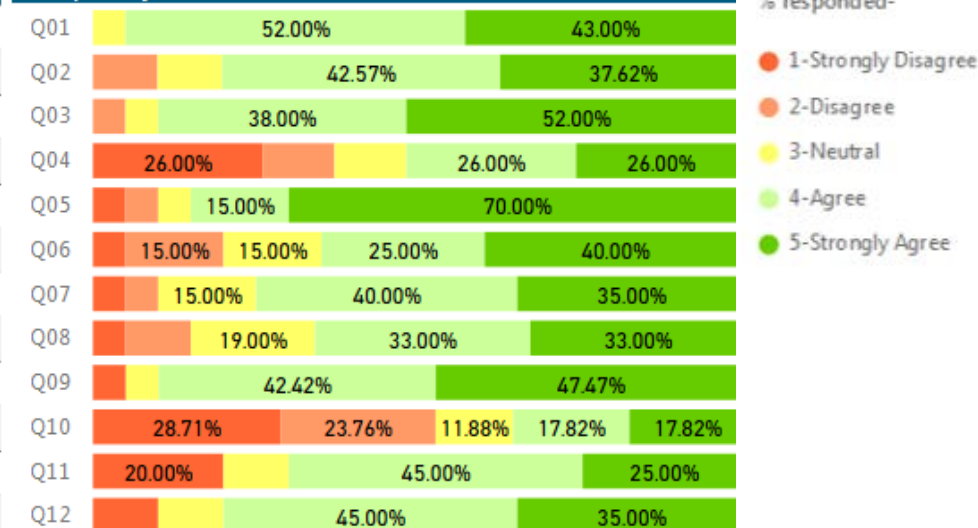
41

### Percentile - Education Services Benchmark

This represents the unit percentile ranking compared to the Gallup education services database

QuestionID	Question Short	Mean	Size	Gallup percentile
Q01	Know what's expected	4.38	21	40
Q02	Materials and equipment	4.10	21	47
Q03	Opportunity to do best	4.38	21	67
Q04	Recognition*	3.16	19	23
Q05	Cares about me	4.40	20	60
Q06	Development	3.80	20	38
Q07	Opinions Count	3.95	20	53
Q08	Mission/Purpose	3.81	21	29
Q09	Committed to quality	4.26	19	56
Q10	Best friend	2.71	17	6
Q11	Progress	3.55	20	25
Q12	Learn and Grow	3.95	20	37

### Frequency Distribution

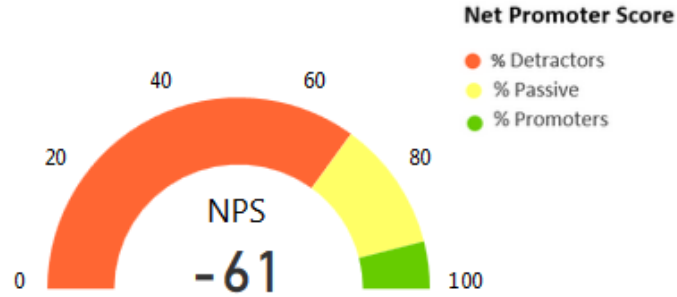


# Gallup Engagement Survey 2017 Level 5

## Level 5



- Management - Taylor III
- Mathematics - Conley
- Mayborn Sch of Journal-Gen - Bland
- Media Arts - Martin
- Mktng & Logistics - Randall
- Music Hist, Thy, & Ethnomusic - Heidlberger
- PACS-Dean's Off-Gen - Dash
- Physics - Monticino
- Police Services - Bergstrom
- Police Services - Owen
- Political Science - Eshbaugh-Soha
- Psychology - Campbell
- Registrar - Heard
- Spanish - Manickam
- Speech & Hearing Sciences - Moore
- Teacher Education & Admin - Laney
- Technical Communication - Campbell
- Union Admin - Reif
- Univ Relations Com & Mktng-Gen - Beck
- Univ Relations Com & Mktng-Gen - Payne
- University Library-Gen - Halbert
- World Lang, Lit, & Cultures - Kaplan



**23**

### Respondents

This is the greatest number of respondents on any one question

**3.50**

### Grand Mean

This represents the unit's overall engagement on a scale of 1-5

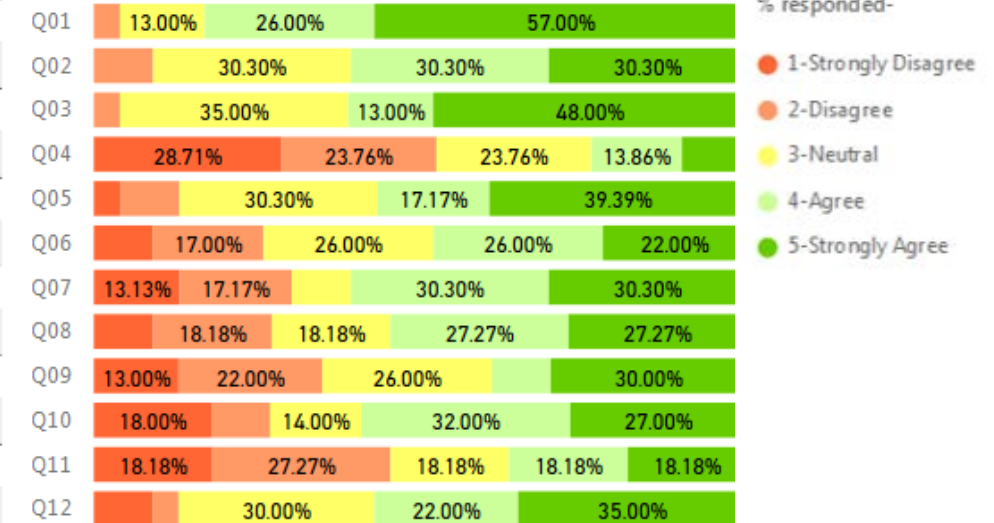
**11**

### Percentile - Education Services Benchmark

This represents the unit percentile ranking compared to the Gallup education services database

QuestionID	Question Short	Mean	Size	Gallup percentile
Q01	Know what's expected	4.35	23	38
Q02	Materials and equipment	3.83	23	31
Q03	Opportunity to do best	4.04	23	45
Q04	Recognition*	2.52	21	7
Q05	Cares about me	3.78	23	23
Q06	Development	3.35	23	18
Q07	Opinions Count	3.48	23	27
Q08	Mission/Purpose	3.45	22	14
Q09	Committed to quality	3.22	23	5
Q10	Best friend	3.41	22	27
Q11	Progress	2.91	22	9
Q12	Learn and Grow	3.70	23	25

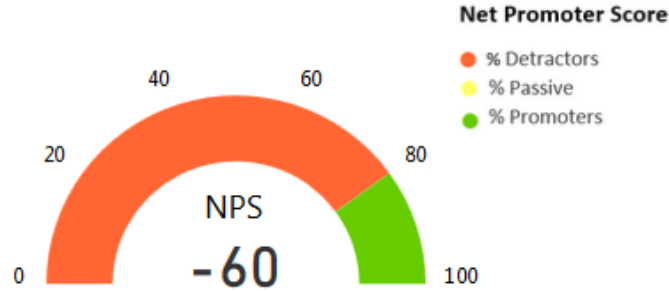
### Frequency Distribution



# Gallup Engagement Survey 2017 Level 5

## Level 5

- Management - Taylor III
- Mathematics - Conley
- Mayborn Sch of Journal-Gen - Bland
- Media Arts - Martin
- Mktng & Logistics - Randall
- Music Hist, Thry, & Ethnomusic - Heidlberger
- PACS-Dean's Off-Gen - Dash
- Physics - Monticino
- Police Services - Bergstrom
- Police Services - Owen
- Political Science - Eshbaugh-Soha
- Psychology - Campbell
- Registrar - Heard
- Spanish - Manickam
- Speech & Hearing Sciences - Moore
- Teacher Education & Admin - Laney
- Technical Communication - Campbell
- Union Admin - Reif
- Univ Relations Com & Mktng-Gen - Beck
- Univ Relations Com & Mktng-Gen - Payne
- University Library-Gen - Halbert
- World Lang, Lit, & Cultures - Kaplan

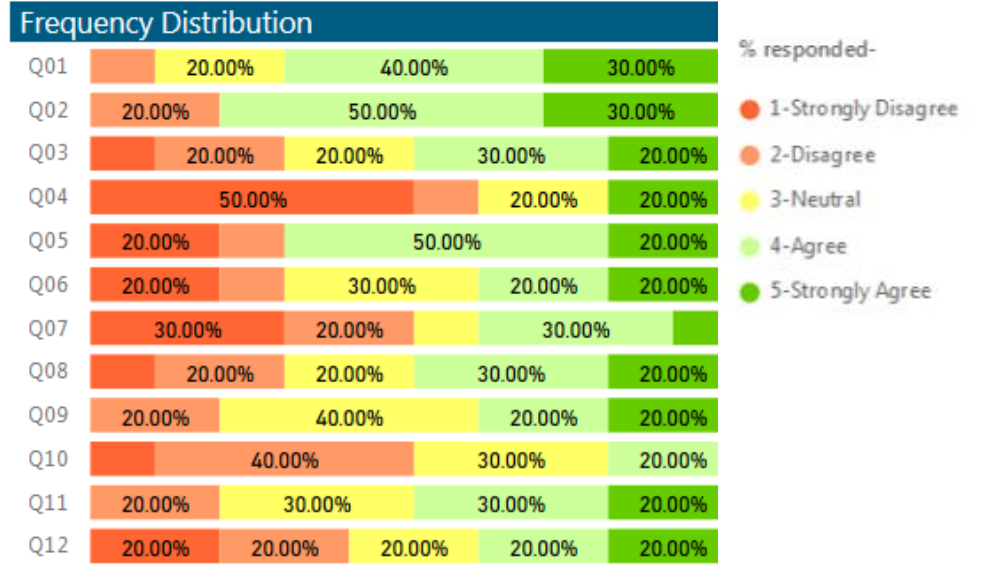


**10 Respondents**  
This is the greatest number of respondents on any one question

**3.20 Grand Mean**  
This represents the unit's overall engagement on a scale of 1-5

**2 Percentile - Education Services Benchmark**  
This represents the unit percentile ranking compared to the Gallup education services database

QuestionID	Question Short	Mean	Size	Gallup percentile
Q01	Know what's expected	3.90	10	12
Q02	Materials and equipment	3.90	10	35
Q03	Opportunity to do best	3.30	10	9
Q04	Recognition*	2.30	10	4
Q05	Cares about me	3.40	10	11
Q06	Development	3.10	10	11
Q07	Opinions Count	2.70	10	5
Q08	Mission/Purpose	3.30	10	9
Q09	Committed to quality	3.40	10	9
Q10	Best friend	2.60	10	5
Q11	Progress	3.50	10	24
Q12	Learn and Grow	3.00	10	6

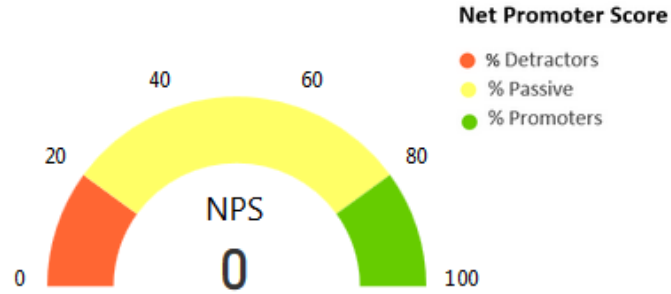




# Gallup Engagement Survey 2017 Level 5

## Level 5

- Management - Taylor III
- Mathematics - Conley
- Mayborn Sch of Journal-Gen - Bland
- Media Arts - Martin
- Mktng & Logistics - Randall
- Music Hist, Thry, & Ethnomusic - Heidlberger
- PACS-Dean's Off-Gen - Dash
- Physics - Monticino
- Police Services - Bergstrom
- Police Services - Owen
- Political Science - Eshbaugh-Soha
- Psychology - Campbell
- Registrar - Heard
- Spanish - Manickam
- Speech & Hearing Sciences - Moore
- Teacher Education & Admin - Laney
- Technical Communication - Campbell
- Union Admin - Reif
- Univ Relations Com & Mktng-Gen - Beck
- Univ Relations Com & Mktng-Gen - Payne
- University Library-Gen - Halbert
- World Lang, Lit, & Cultures - Kaplan



**10**

### Respondents

This is the greatest number of respondents on any one question

**3.84**

### Grand Mean

This represents the unit's overall engagement on a scale of 1-5

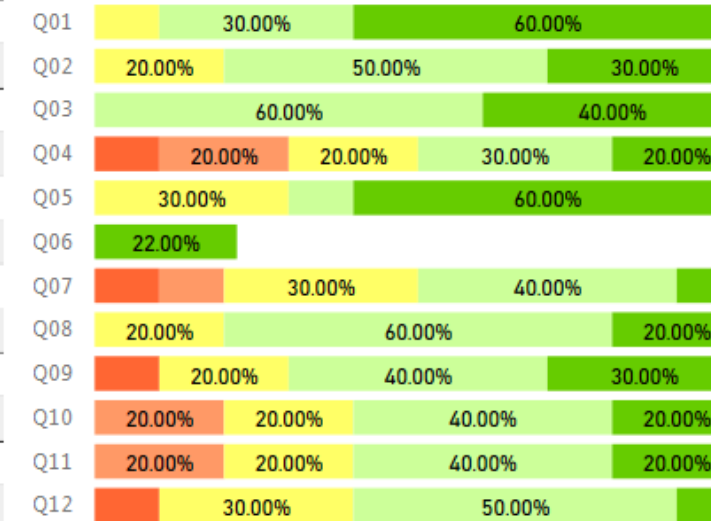
**38**

### Percentile - Education Services Benchmark

This represents the unit percentile ranking compared to the Gallup education services database

QuestionID	Question Short	Mean	Size	Gallup percentile
Q01	Know what's expected	4.50	10	52
Q02	Materials and equipment	4.10	10	47
Q03	Opportunity to do best	4.40	10	69
Q04	Recognition*	3.30	10	29
Q05	Cares about me	4.30	10	53
Q06	Development	3.67	9	31
Q07	Opinions Count	3.30	10	20
Q08	Mission/Purpose	4.00	10	41
Q09	Committed to quality	3.80	10	25
Q10	Best friend	3.60	10	35
Q11	Progress	3.60	10	27
Q12	Learn and Grow	3.50	10	17

### Frequency Distribution



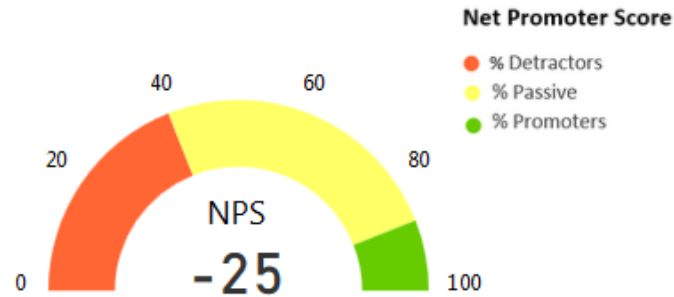
% responded-

- 1-Strongly Disagree
- 2-Disagree
- 3-Neutral
- 4-Agree
- 5-Strongly Agree

# Gallup Engagement Survey 2017 Level 5

## Level 5

- Management - Taylor III
- Mathematics - Conley
- Mayborn Sch of Journal-Gen - Bland
- Media Arts - Martin
- Mktng & Logistics - Randall
- Music Hist, Thry, & Ethnomusic - Heidlberger
- PACS-Dean's Off-Gen - Dash
- Physics - Monticino
- Police Services - Bergstrom
- Police Services - Owen
- Political Science - Eshbaugh-Soha
- Psychology - Campbell
- Registrar - Heard
- Spanish - Manickam
- Speech & Hearing Sciences - Moore
- Teacher Education & Admin - Laney
- Technical Communication - Campbell
- Union Admin - Reif
- Univ Relations Com & Mktng-Gen - Beck
- Univ Relations Com & Mktng-Gen - Payne
- University Library-Gen - Halbert
- World Lang, Lit, & Cultures - Kaplan



**24** Respondents

This is the greatest number of respondents on any one question

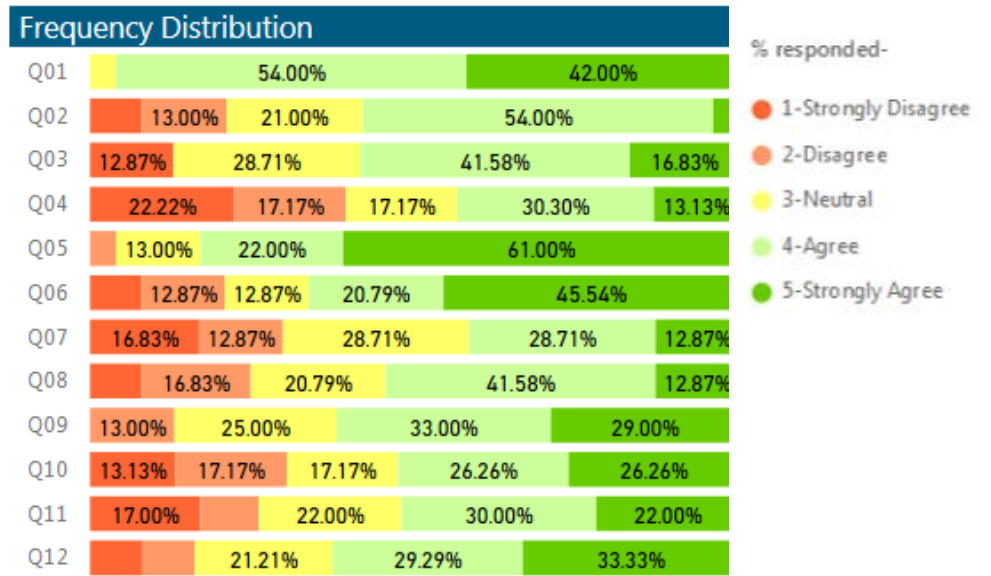
**3.58** Grand Mean

This represents the unit's overall engagement on a scale of 1-5

**15** Percentile - Education Services Benchmark

This represents the unit percentile ranking compared to the Gallup education services database

QuestionID	Question Short	Mean	Size	Gallup percentile
Q01	Know what's expected	4.38	24	40
Q02	Materials and equipment	3.33	24	10
Q03	Opportunity to do best	3.50	24	15
Q04	Recognition*	2.96	23	17
Q05	Cares about me	4.39	23	59
Q06	Development	3.83	24	40
Q07	Opinions Count	3.08	24	13
Q08	Mission/Purpose	3.33	24	10
Q09	Committed to quality	3.79	24	23
Q10	Best friend	3.35	23	24
Q11	Progress	3.30	23	17
Q12	Learn and Grow	3.71	24	26

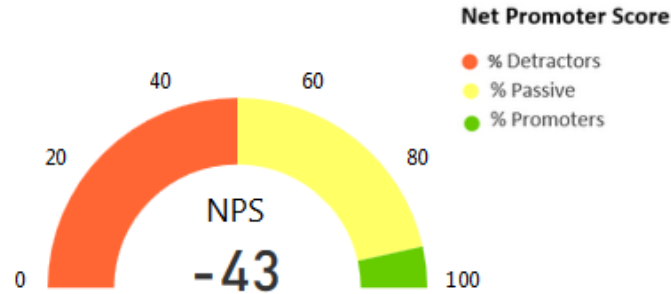


# Gallup Engagement Survey 2017 Level 5

## Level 5



- Management - Taylor III
- Mathematics - Conley
- Mayborn Sch of Journal-Gen - Bland
- Media Arts - Martin
- Mktng & Logistics - Randall
- Music Hist, Thry, & Ethnomusic - Heidlberger
- PACS-Dean's Off-Gen - Dash
- Physics - Monticino
- Police Services - Bergstrom
- Police Services - Owen
- Political Science - Eshbaugh-Soha
- Psychology - Campbell
- Registrar - Heard
- Spanish - Manickam
- Speech & Hearing Sciences - Moore
- Teacher Education & Admin - Laney
- Technical Communication - Campbell
- Union Admin - Reif
- Univ Relations Com & Mktng-Gen - Beck
- Univ Relations Com & Mktng-Gen - Payne
- University Library-Gen - Halbert
- World Lang, Lit, & Cultures - Kaplan



14

### Respondents

This is the greatest number of respondents on any one question

3.55

### Grand Mean

This represents the unit's overall engagement on a scale of 1-5

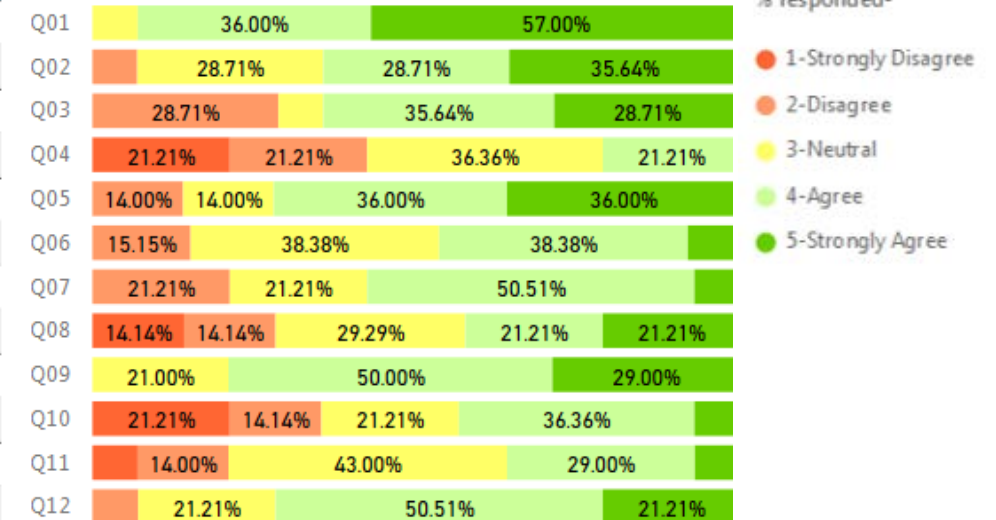
14

### Percentile - Education Services Benchmark

This represents the unit percentile ranking compared to the Gallup education services database

QuestionID	Question Short	Mean	Size	Gallup percentile
Q01	Know what's expected	4.50	14	52
Q02	Materials and equipment	3.93	14	36
Q03	Opportunity to do best	3.64	14	21
Q04	Recognition*	2.57	14	7
Q05	Cares about me	3.93	14	31
Q06	Development	3.38	13	19
Q07	Opinions Count	3.43	14	26
Q08	Mission/Purpose	3.21	14	8
Q09	Committed to quality	4.07	14	42
Q10	Best friend	2.93	14	10
Q11	Progress	3.14	14	13
Q12	Learn and Grow	3.86	14	33

### Frequency Distribution

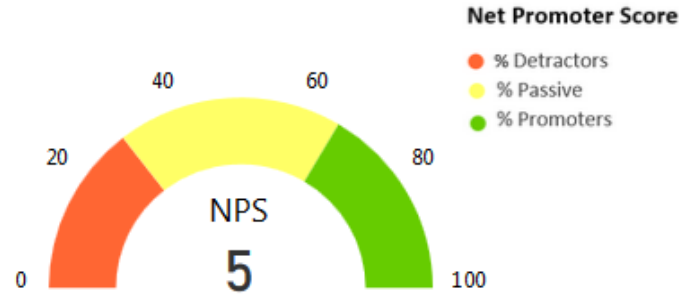


# Gallup Engagement Survey 2017 Level 5

## Level 5



- Management - Taylor III
- Mathematics - Conley
- Mayborn Sch of Journal-Gen - Bland
- Media Arts - Martin
- Mktng & Logistics - Randall
- Music Hist, Thry, & Ethnomusic - Heidlberger
- PACS-Dean's Off-Gen - Dash
- Physics - Monticino
- Police Services - Bergstrom
- Police Services - Owen
- Political Science - Eshbaugh-Soha
- Psychology - Campbell
- Registrar - Heard
- Spanish - Manickam
- Speech & Hearing Sciences - Moore
- Teacher Education & Admin - Laney
- Technical Communication - Campbell
- Union Admin - Reif
- Univ Relations Com & Mktng-Gen - Beck
- Univ Relations Com & Mktng-Gen - Payne
- University Library-Gen - Halbert
- World Lang, Lit, & Cultures - Kaplan



**21**

### Respondents

This is the greatest number of respondents on any one question

**3.78**

### Grand Mean

This represents the unit's overall engagement on a scale of 1-5

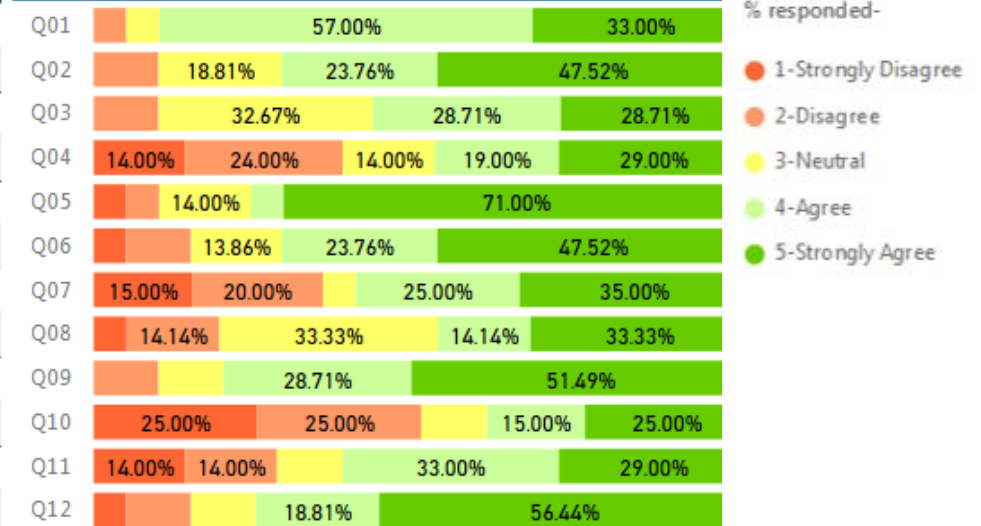
**32**

### Percentile - Education Services Benchmark

This represents the unit percentile ranking compared to the Gallup education services database

QuestionID	Question Short	Mean	Size	Gallup percentile
Q01	Know what's expected	4.19	21	26
Q02	Materials and equipment	4.10	21	47
Q03	Opportunity to do best	3.76	21	26
Q04	Recognition*	3.24	21	27
Q05	Cares about me	4.33	21	55
Q06	Development	4.00	21	51
Q07	Opinions Count	3.45	20	27
Q08	Mission/Purpose	3.57	21	17
Q09	Committed to quality	4.24	21	55
Q10	Best friend	2.90	20	10
Q11	Progress	3.48	21	23
Q12	Learn and Grow	4.14	21	49

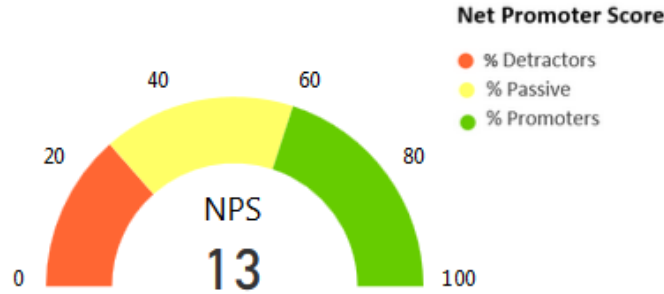
### Frequency Distribution



# Gallup Engagement Survey 2017 Level 5

## Level 5

- Management - Taylor III
- Mathematics - Conley
- Mayborn Sch of Journal-Gen - Bland
- Media Arts - Martin
- Mktng & Logistics - Randall
- Music Hist, Thry, & Ethnomusic - Heidlberger
- PACS-Dean's Off-Gen - Dash
- Physics - Monticino
- Police Services - Bergstrom
- Police Services - Owen
- Political Science - Eshbaugh-Soha
- Psychology - Campbell
- Registrar - Heard
- Spanish - Manickam
- Speech & Hearing Sciences - Moore
- Teacher Education & Admin - Laney
- Technical Communication - Campbell
- Union Admin - Reif
- Univ Relations Com & Mktng-Gen - Beck
- Univ Relations Com & Mktng-Gen - Payne
- University Library-Gen - Halbert
- World Lang, Lit, & Cultures - Kaplan



**15**

### Respondents

This is the greatest number of respondents on any one question

**3.66**

### Grand Mean

This represents the unit's overall engagement on a scale of 1-5

**21**

### Percentile - Education Services Benchmark

This represents the unit percentile ranking compared to the Gallup education services database

QuestionID	Question Short	Mean	Size	Gallup percentile
Q01	Know what's expected	4.53	15	54
Q02	Materials and equipment	4.40	15	69
Q03	Opportunity to do best	4.47	15	74
Q04	Recognition*	2.86	14	14
Q05	Cares about me	3.73	15	22
Q06	Development	3.73	15	34
Q07	Opinions Count	3.47	15	27
Q08	Mission/Purpose	3.64	14	21
Q09	Committed to quality	3.60	15	15
Q10	Best friend	2.92	13	10
Q11	Progress	2.86	14	8
Q12	Learn and Grow	3.73	15	26

QuestionID	Frequency Distribution
Q01	13.00% 73.00%
Q02	13.13% 33.33% 53.54%
Q03	40.00% 53.00%
Q04	36.36% 14.14% 21.21% 21.21%
Q05	13.00% 13.00% 20.00% 47.00%
Q06	26.73% 19.80% 46.53%
Q07	13.13% 13.13% 13.13% 33.33% 27.27%
Q08	21.21% 21.21% 50.51%
Q09	13.13% 33.33% 20.20% 33.33%
Q10	23.23% 23.23% 15.15% 15.15% 23.23%
Q11	29.29% 21.21% 21.21% 21.21%
Q12	26.73% 26.73% 32.67%

% responded-

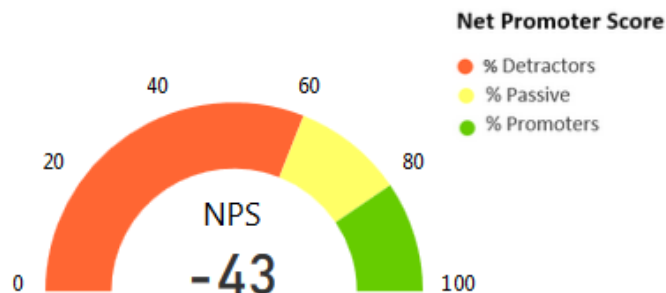
- 1-Strongly Disagree
- 2-Disagree
- 3-Neutral
- 4-Agree
- 5-Strongly Agree

# Gallup Engagement Survey 2017 Level 5

## Level 5



- Management - Taylor III
- Mathematics - Conley
- Mayborn Sch of Journal-Gen - Bland
- Media Arts - Martin
- Mktng & Logistics - Randall
- Music Hist, Thy, & Ethnomusic - Heidlberger
- PACS-Dean's Off-Gen - Dash
- Physics - Monticino
- Police Services - Bergstrom
- Police Services - Owen
- Political Science - Eshbaugh-Soha
- Psychology - Campbell
- Registrar - Heard
- Spanish - Manickam
- Speech & Hearing Sciences - Moore
- Teacher Education & Admin - Laney
- Technical Communication - Campbell
- Union Admin - Reif
- Univ Relations Com & Mktng-Gen - Beck
- Univ Relations Com & Mktng-Gen - Payne
- University Library-Gen - Halbert
- World Lang, Lit, & Cultures - Kaplan



**21**

### Respondents

This is the greatest number of respondents on any one question

**3.41**

### Grand Mean

This represents the unit's overall engagement on a scale of 1-5

**7**

### Percentile - Education Services Benchmark

This represents the unit percentile ranking compared to the Gallup education services database

QuestionID	Question Short	Mean	Size	Gallup percentile
Q01	Know what's expected	4.38	21	40
Q02	Materials and equipment	3.76	21	26
Q03	Opportunity to do best	3.81	21	29
Q04	Recognition*	2.10	20	2
Q05	Cares about me	3.67	21	19
Q06	Development	3.29	21	16
Q07	Opinions Count	3.14	21	14
Q08	Mission/Purpose	3.71	21	24
Q09	Committed to quality	3.95	21	33
Q10	Best friend	3.19	21	17
Q11	Progress	2.52	21	4
Q12	Learn and Grow	3.38	21	13

QuestionID	Frequency Distribution			
Q01		42.57%		47.52%
Q02	18.81%		47.52%	23.76%
Q03	23.76%		42.57%	23.76%
Q04	50.00%	15.00%	20.00%	
Q05	13.86%		37.62%	28.71%
Q06	14.00%	19.00%	14.00%	29.00%
Q07	28.71%		23.76%	32.67%
Q08	28.71%		23.76%	32.67%
Q09		33.00%	24.00%	38.00%
Q10	14.14%	14.14%	24.24%	33.33%
Q11	38.38%	14.14%	19.19%	14.14%
Q12	13.86%		23.76%	28.71%

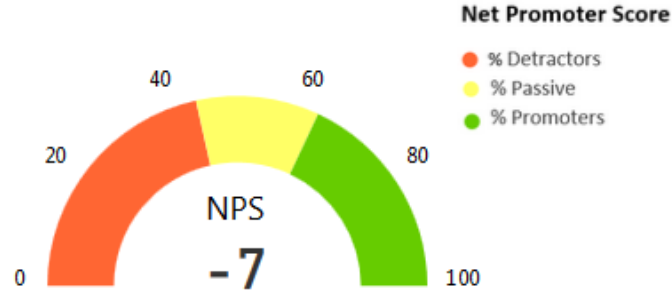
- % responded-
- 1-Strongly Disagree
  - 2-Disagree
  - 3-Neutral
  - 4-Agree
  - 5-Strongly Agree

# Gallup Engagement Survey 2017 Level 5

## Level 5



- Management - Taylor III
- Mathematics - Conley
- Mayborn Sch of Journal-Gen - Bland
- Media Arts - Martin
- Mktng & Logistics - Randall
- Music Hist, Thry, & Ethnomusic - Heidlberger
- PACS-Dean's Off-Gen - Dash
- Physics - Monticino
- Police Services - Bergstrom
- Police Services - Owen
- Political Science - Eshbaugh-Soha
- Psychology - Campbell
- Registrar - Heard
- Spanish - Manickam
- Speech & Hearing Sciences - Moore
- Teacher Education & Admin - Laney
- Technical Communication - Campbell
- Union Admin - Reif
- Univ Relations Com & Mktng-Gen - Beck
- Univ Relations Com & Mktng-Gen - Payne
- University Library-Gen - Halbert
- World Lang, Lit, & Cultures - Kaplan

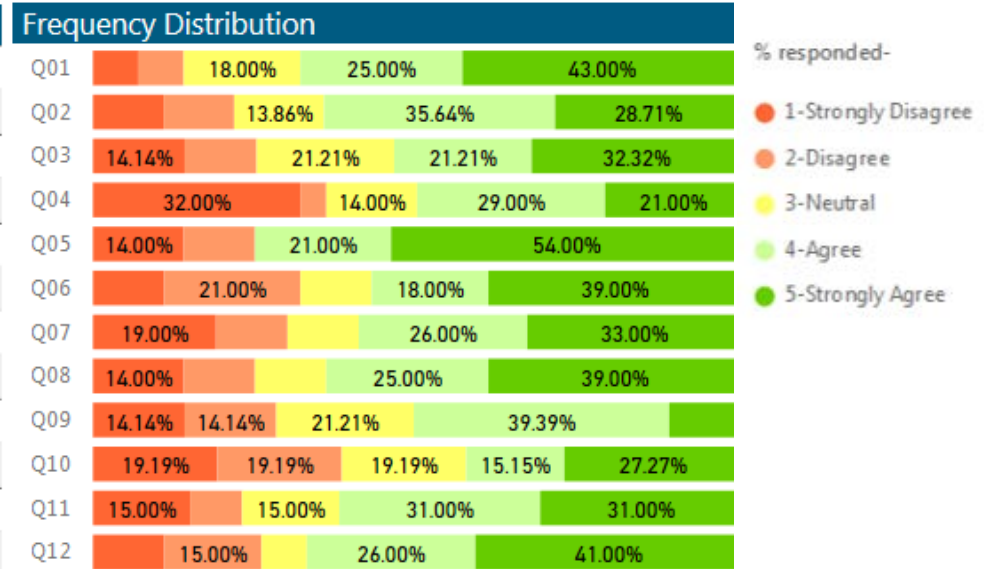


**28 Respondents**  
This is the greatest number of respondents on any one question

**3.50 Grand Mean**  
This represents the unit's overall engagement on a scale of 1-5

**11 Percentile - Education Services Benchmark**  
This represents the unit percentile ranking compared to the Gallup education services database

QuestionID	Question Short	Mean	Size	Gallup percentile
Q01	Know what's expected	3.89	28	11
Q02	Materials and equipment	3.61	28	20
Q03	Opportunity to do best	3.46	28	14
Q04	Recognition*	3.04	28	20
Q05	Cares about me	3.89	28	29
Q06	Development	3.54	28	25
Q07	Opinions Count	3.44	27	27
Q08	Mission/Purpose	3.64	28	21
Q09	Committed to quality	3.18	28	4
Q10	Best friend	3.12	26	15
Q11	Progress	3.54	26	25
Q12	Learn and Grow	3.70	27	25

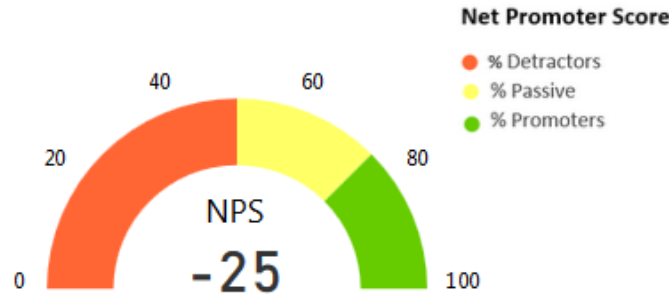


# Gallup Engagement Survey 2017 Level 5

## Level 5



- Management - Taylor III
- Mathematics - Conley
- Mayborn Sch of Journal-Gen - Bland
- Media Arts - Martin
- Mktng & Logistics - Randall
- Music Hist, Thry, & Ethnomusic - Heidlberger
- PACS-Dean's Off-Gen - Dash
- Physics - Monticino
- Police Services - Bergstrom
- Police Services - Owen
- Political Science - Eshbaugh-Soha
- Psychology - Campbell
- Registrar - Heard
- Spanish - Manickam
- Speech & Hearing Sciences - Moore
- Teacher Education & Admin - Laney
- Technical Communication - Campbell
- Union Admin - Reif
- Univ Relations Com & Mktng-Gen - Beck
- Univ Relations Com & Mktng-Gen - Payne
- University Library-Gen - Halbert
- World Lang, Lit, & Cultures - Kaplan



12

### Respondents

This is the greatest number of respondents on any one question

3.38

### Grand Mean

This represents the unit's overall engagement on a scale of 1-5

6

### Percentile - Education Services Benchmark

This represents the unit percentile ranking compared to the Gallup education services database

QuestionID	Question Short	Mean	Size	Gallup percentile
Q01	Know what's expected	4.50	12	52
Q02	Materials and equipment	3.83	12	31
Q03	Opportunity to do best	3.92	12	36
Q04	Recognition*	2.92	12	16
Q05	Cares about me	3.25	12	8
Q06	Development	3.00	12	8
Q07	Opinions Count	2.83	12	7
Q08	Mission/Purpose	3.83	12	30
Q09	Committed to quality	4.25	12	56
Q10	Best friend	2.67	12	5
Q11	Progress	2.42	12	3
Q12	Learn and Grow	3.08	12	7

QuestionID	Frequency Distribution			
Q01	16.83%	16.83%	66.34%	
Q02	17.00%	17.00%	33.00%	33.00%
Q03	25.00%	25.00%	42.00%	
Q04	33.00%	17.00%	17.00%	25.00%
Q05	24.75%	16.83%	41.58%	16.83%
Q06	25.25%	33.33%	25.25%	
Q07	25.25%	33.33%	25.25%	
Q08	25.25%	33.33%	33.33%	
Q09	25.00%	25.00%	50.00%	
Q10	42.00%	17.00%	25.00%	
Q11	50.00%	17.00%	25.00%	
Q12	33.00%	17.00%	25.00%	25.00%

% responded-

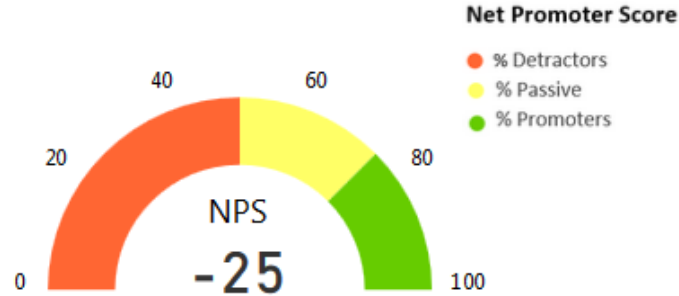
- 1-Strongly Disagree
- 2-Disagree
- 3-Neutral
- 4-Agree
- 5-Strongly Agree



# Gallup Engagement Survey 2017 Level 5

## Level 5

- Management - Taylor III
- Mathematics - Conley
- Mayborn Sch of Journal-Gen - Bland
- Media Arts - Martin
- Mktng & Logistics - Randall
- Music Hist, Thy, & Ethnomusic - Heidlberger
- PACS-Dean's Off-Gen - Dash
- Physics - Monticino
- Police Services - Bergstrom
- Police Services - Owen
- Political Science - Eshbaugh-Soha
- Psychology - Campbell
- Registrar - Heard
- Spanish - Manickam
- Speech & Hearing Sciences - Moore
- Teacher Education & Admin - Laney
- Technical Communication - Campbell
- Union Admin - Reif
- Univ Relations Com & Mktng-Gen - Beck
- Univ Relations Com & Mktng-Gen - Payne
- University Library-Gen - Halbert
- World Lang, Lit, & Cultures - Kaplan



20

### Respondents

This is the greatest number of respondents on any one question

3.55

### Grand Mean

This represents the unit's overall engagement on a scale of 1-5

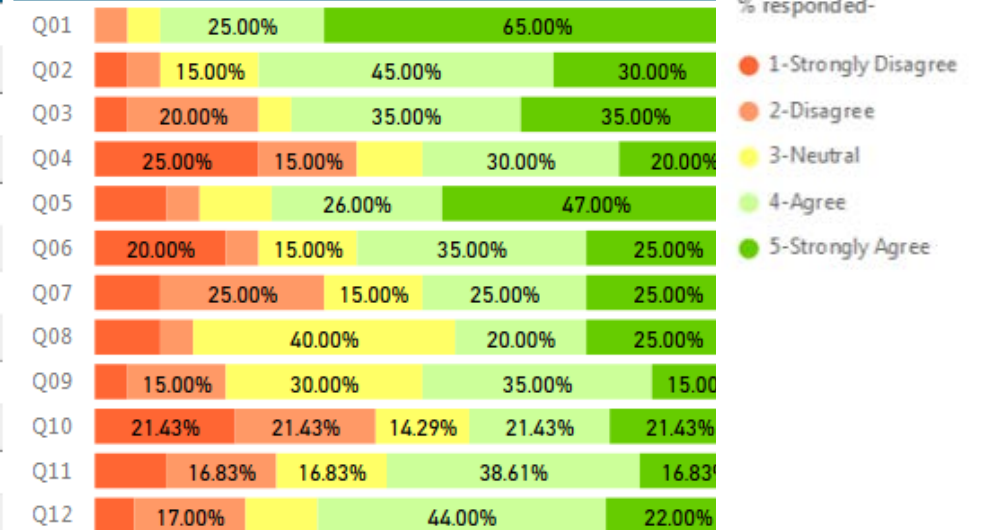
14

### Percentile - Education Services Benchmark

This represents the unit percentile ranking compared to the Gallup education services database

QuestionID	Question Short	Mean	Size	Gallup percentile
Q01	Know what's expected	4.50	20	52
Q02	Materials and equipment	3.90	20	35
Q03	Opportunity to do best	3.75	20	26
Q04	Recognition*	3.05	20	20
Q05	Cares about me	3.95	19	32
Q06	Development	3.40	20	20
Q07	Opinions Count	3.30	20	20
Q08	Mission/Purpose	3.45	20	14
Q09	Committed to quality	3.40	20	9
Q10	Best friend	3.00	14	12
Q11	Progress	3.33	18	19
Q12	Learn and Grow	3.61	18	21

### Frequency Distribution

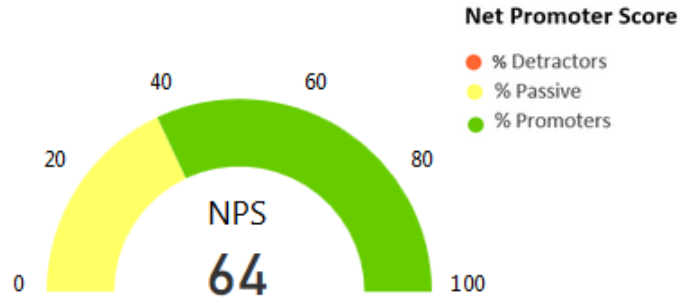


# Gallup Engagement Survey 2017 Level 5

## Level 5



- Management - Taylor III
- Mathematics - Conley
- Mayborn Sch of Journal-Gen - Bland
- Media Arts - Martin
- Mktng & Logistics - Randall
- Music Hist, Thry, & Ethnomusic - Heidlberger
- PACS-Dean's Off-Gen - Dash
- Physics - Monticino
- Police Services - Bergstrom
- Police Services - Owen
- Political Science - Eshbaugh-Soha
- Psychology - Campbell
- Registrar - Heard
- Spanish - Manickam
- Speech & Hearing Sciences - Moore
- Teacher Education & Admin - Laney
- Technical Communication - Campbell
- Union Admin - Reif
- Univ Relations Com & Mktng-Gen - Beck
- Univ Relations Com & Mktng-Gen - Payne
- University Library-Gen - Halbert
- World Lang, Lit, & Cultures - Kaplan



**11**

### Respondents

This is the greatest number of respondents on any one question

**4.23**

### Grand Mean

This represents the unit's overall engagement on a scale of 1-5

**77**

### Percentile - Education Services Benchmark

This represents the unit percentile ranking compared to the Gallup education services database

QuestionID	Question Short	Mean	Size	Gallup percentile
Q01	Know what's expected	4.64	11	66
Q02	Materials and equipment	4.00	11	42
Q03	Opportunity to do best	4.18	11	53
Q04	Recognition*	3.91	11	57
Q05	Cares about me	4.64	11	76
Q06	Development	4.27	11	65
Q07	Opinions Count	4.09	11	62
Q08	Mission/Purpose	4.55	11	74
Q09	Committed to quality	4.64	11	82
Q10	Best friend	3.18	11	17
Q11	Progress	4.00	10	46
Q12	Learn and Grow	4.67	9	82

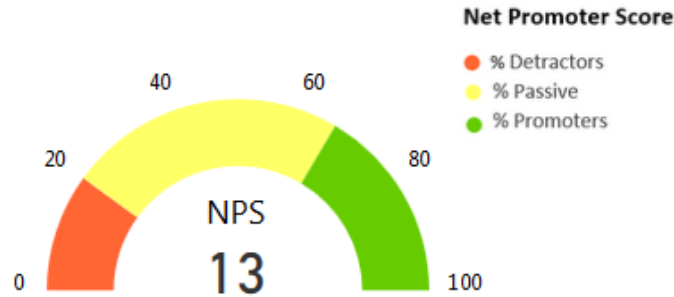
QuestionID	Frequency Distribution
Q01	36.00% 64.00%
Q02	18.00% 55.00% 27.00%
Q03	18.00% 64.00% 27.00%
Q04	18.00% 36.00% 36.00%
Q05	18.00% 73.00%
Q06	45.00% 45.00%
Q07	64.00% 27.00%
Q08	27.00% 64.00%
Q09	36.00% 64.00%
Q10	18.00% 27.00% 36.00%
Q11	18.00% 50.00% 30.00%
Q12	78.00%

- % responded-
- 1-Strongly Disagree
  - 2-Disagree
  - 3-Neutral
  - 4-Agree
  - 5-Strongly Agree

# Gallup Engagement Survey 2017 Level 5

## Level 5

- Management - Taylor III
- Mathematics - Conley
- Mayborn Sch of Journal-Gen - Bland
- Media Arts - Martin
- Mktng & Logistics - Randall
- Music Hist, Thry, & Ethnomusic - Heidlberger
- PACS-Dean's Off-Gen - Dash
- Physics - Monticino
- Police Services - Bergstrom
- Police Services - Owen
- Political Science - Eshbaugh-Soha
- Psychology - Campbell
- Registrar - Heard
- Spanish - Manickam
- Speech & Hearing Sciences - Moore
- Teacher Education & Admin - Laney
- Technical Communication - Campbell
- Union Admin - Reif
- Univ Relations Com & Mktng-Gen - Beck
- Univ Relations Com & Mktng-Gen - Payne
- University Library-Gen - Halbert
- World Lang, Lit, & Cultures - Kaplan



15

### Respondents

This is the greatest number of respondents on any one question

3.97

### Grand Mean

This represents the unit's overall engagement on a scale of 1-5

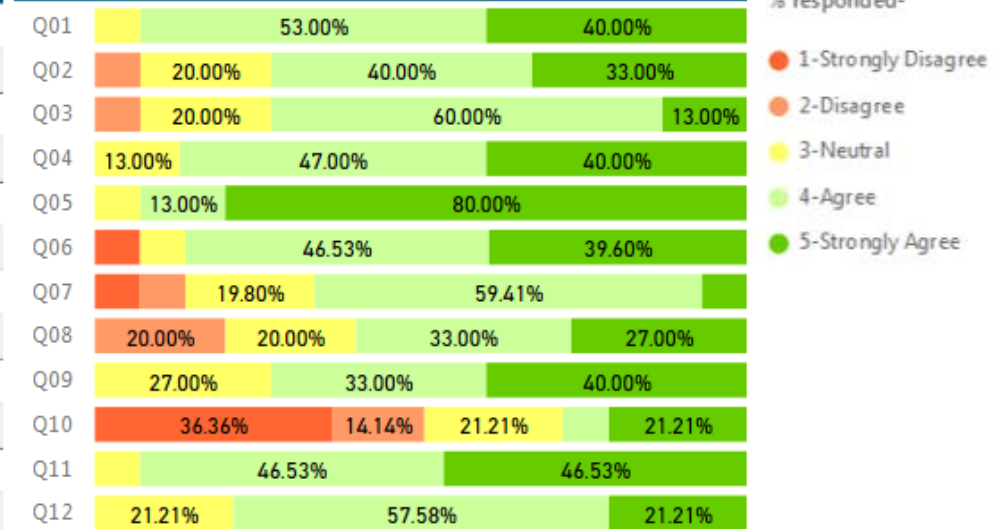
52

### Percentile - Education Services Benchmark

This represents the unit percentile ranking compared to the Gallup education services database

QuestionID	Question Short	Mean	Size	Gallup percentile
Q01	Know what's expected	4.33	15	37
Q02	Materials and equipment	4.00	15	42
Q03	Opportunity to do best	3.80	15	29
Q04	Recognition*	4.27	15	73
Q05	Cares about me	4.73	15	82
Q06	Development	4.13	15	56
Q07	Opinions Count	3.53	15	30
Q08	Mission/Purpose	3.67	15	22
Q09	Committed to quality	4.13	15	45
Q10	Best friend	2.64	14	5
Q11	Progress	4.40	15	65
Q12	Learn and Grow	4.00	14	43

### Frequency Distribution

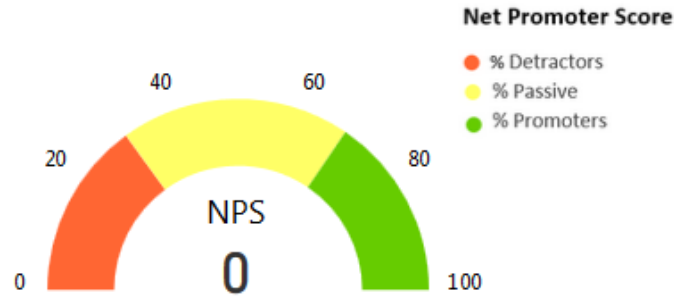


# Gallup Engagement Survey 2017 Level 5

## Level 5



- Management - Taylor III
- Mathematics - Conley
- Mayborn Sch of Journal-Gen - Bland
- Media Arts - Martin
- Mktng & Logistics - Randall
- Music Hist, Thy, & Ethnomusic - Heidlberger
- PACS-Dean's Off-Gen - Dash
- Physics - Monticino
- Police Services - Bergstrom
- Police Services - Owen
- Political Science - Eshbaugh-Soha
- Psychology - Campbell
- Registrar - Heard
- Spanish - Manickam
- Speech & Hearing Sciences - Moore
- Teacher Education & Admin - Laney
- Technical Communication - Campbell
- Union Admin - Reif
- Univ Relations Com & Mktng-Gen - Beck
- Univ Relations Com & Mktng-Gen - Payne
- University Library-Gen - Halbert
- World Lang, Lit, & Cultures - Kaplan

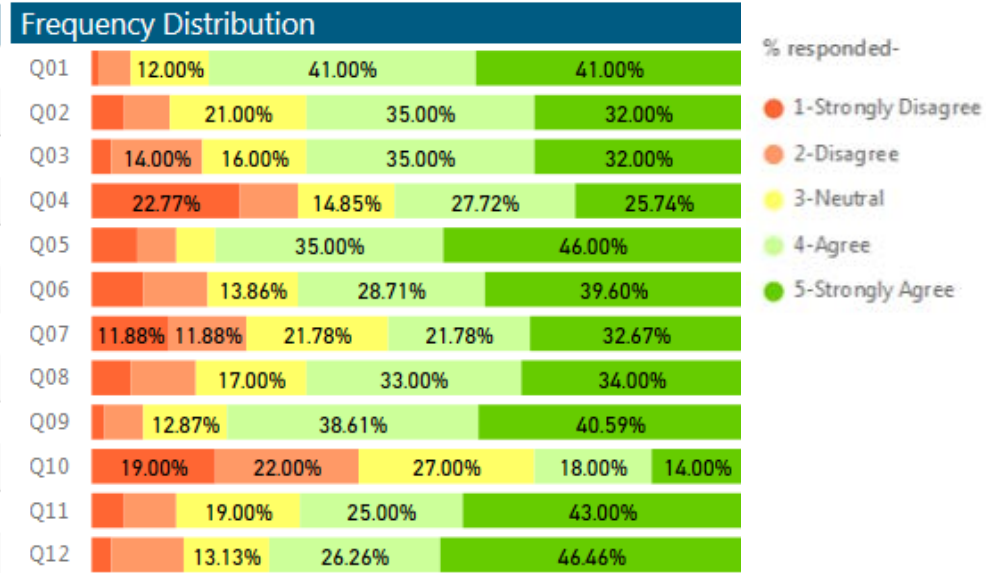


**102 Respondents**  
This is the greatest number of respondents on any one question

**3.77 Grand Mean**  
This represents the unit's overall engagement on a scale of 1-5

**31 Percentile - Education Services Benchmark**  
This represents the unit percentile ranking compared to the Gallup education services database

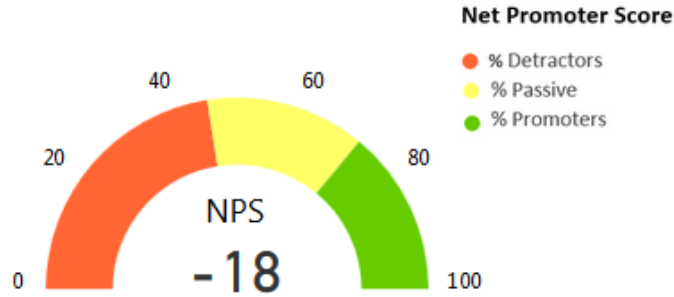
QuestionID	Question Short	Mean	Size	Gallup percentile
Q01	Know what's expected	4.17	102	24
Q02	Materials and equipment	3.83	102	31
Q03	Opportunity to do best	3.80	102	29
Q04	Recognition*	3.25	101	27
Q05	Cares about me	4.08	102	39
Q06	Development	3.82	101	39
Q07	Opinions Count	3.53	102	30
Q08	Mission/Purpose	3.80	102	29
Q09	Committed to quality	4.10	101	43
Q10	Best friend	2.85	95	9
Q11	Progress	3.93	97	41
Q12	Learn and Grow	4.02	99	43



# Gallup Engagement Survey 2017 Level 5

## Level 5

- Management - Taylor III
- Mathematics - Conley
- Mayborn Sch of Journal-Gen - Bland
- Media Arts - Martin
- Mktng & Logistics - Randall
- Music Hist, Thry, & Ethnomusic - Heidlberger
- PACS-Dean's Off-Gen - Dash
- Physics - Monticino
- Police Services - Bergstrom
- Police Services - Owen
- Political Science - Eshbaugh-Soha
- Psychology - Campbell
- Registrar - Heard
- Spanish - Manickam
- Speech & Hearing Sciences - Moore
- Teacher Education & Admin - Laney
- Technical Communication - Campbell
- Union Admin - Reif
- Univ Relations Com & Mktng-Gen - Beck
- Univ Relations Com & Mktng-Gen - Payne
- University Library-Gen - Halbert
- World Lang, Lit, & Cultures - Kaplan



11

### Respondents

This is the greatest number of respondents on any one question

3.61

### Grand Mean

This represents the unit's overall engagement on a scale of 1-5

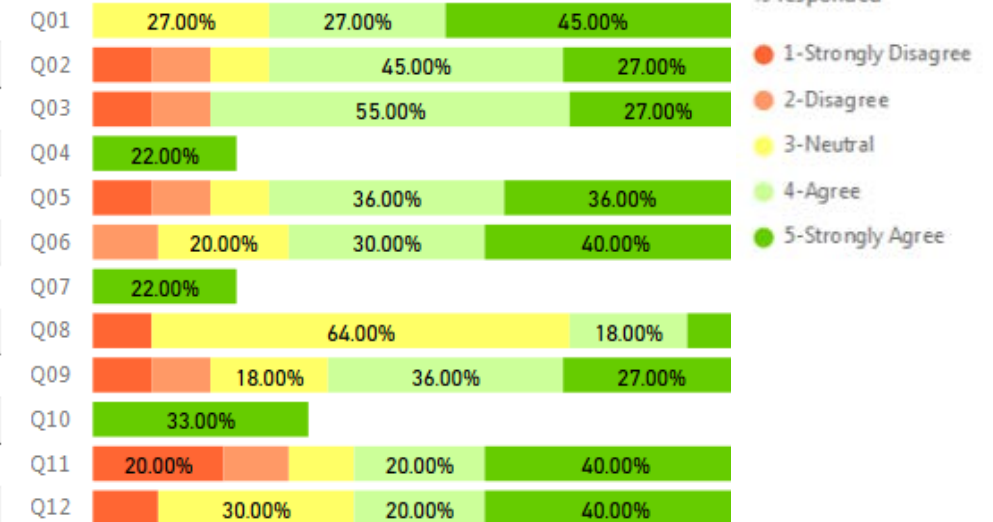
17

### Percentile - Education Services Benchmark

This represents the unit percentile ranking compared to the Gallup education services database

QuestionID	Question Short	Mean	Size	Gallup percentile
Q01	Know what's expected	4.18	11	25
Q02	Materials and equipment	3.73	11	25
Q03	Opportunity to do best	3.82	11	30
Q04	Recognition*	2.89	9	15
Q05	Cares about me	3.82	11	26
Q06	Development	4.00	10	51
Q07	Opinions Count	3.56	9	31
Q08	Mission/Purpose	3.18	11	7
Q09	Committed to quality	3.64	11	17
Q10	Best friend	3.22	9	19
Q11	Progress	3.50	10	24
Q12	Learn and Grow	3.80	10	30

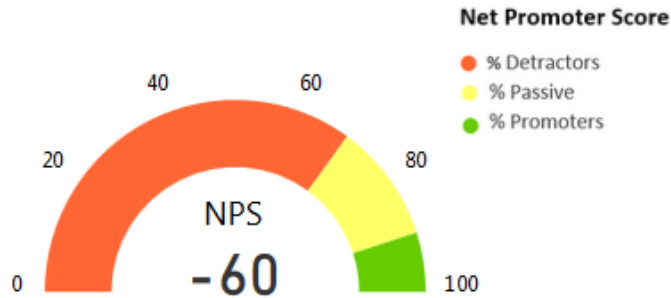
### Frequency Distribution



# Gallup Engagement Survey 2017 Level 6

## Level 6

- Art Education & Art History - Donahue-Wallace
- Design - Mohr
- Facilities-Gen - Stippec
- Facilities-Gen - Taylor
- Housing-Admin - Fairchild Jr
- Housing-Admin - Sanchez
- Physics - Littler
- Studio Art - Jessup
- Union Admin - Flores
- University Library-Gen - Brannon
- University Library-Gen - Parks
- University Library-Gen - Phillips
- University Library-Gen - Venner



10

### Respondents

This is the greatest number of respondents on any one question

2.78

### Grand Mean

This represents the unit's overall engagement on a scale of 1-5

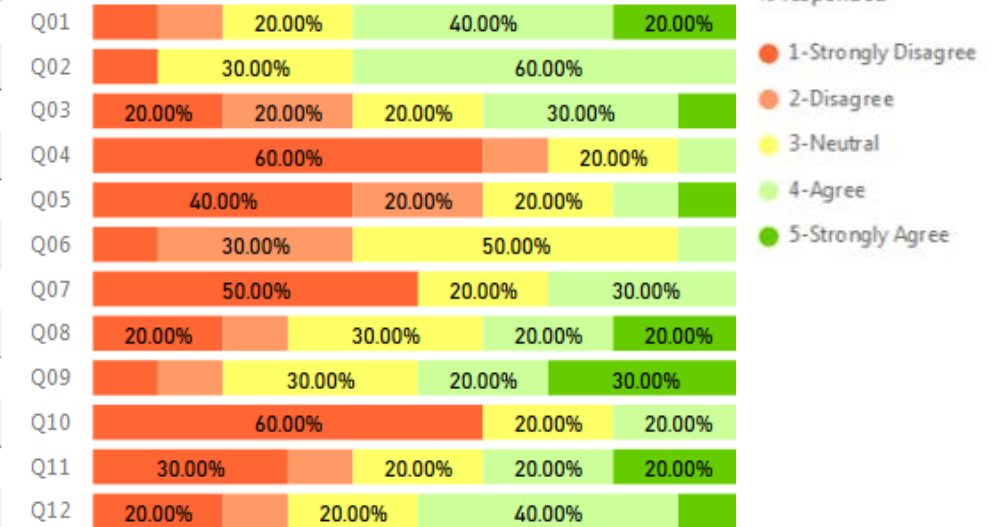
1

### Percentile - Education Services Benchmark

This represents the unit percentile ranking compared to the Gallup education services database

QuestionID	Question Short	Mean	Size	Gallup percentile
Q01	Know what's expected	3.50	10	3
Q02	Materials and equipment	3.40	10	12
Q03	Opportunity to do best	2.90	10	2
Q04	Recognition*	1.80	10	1
Q05	Cares about me	2.30	10	1
Q06	Development	2.60	10	3
Q07	Opinions Count	2.30	10	1
Q08	Mission/Purpose	3.10	10	5
Q09	Committed to quality	3.50	10	12
Q10	Best friend	2.00	10	1
Q11	Progress	2.90	10	9
Q12	Learn and Grow	3.10	10	7

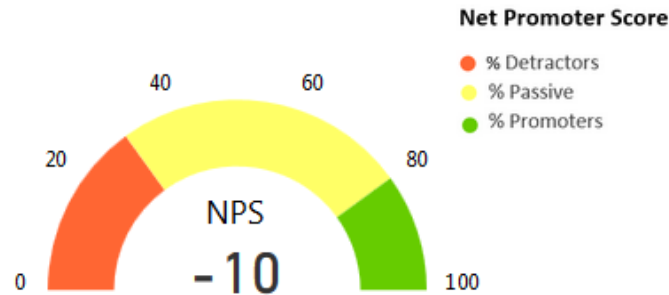
### Frequency Distribution



# Gallup Engagement Survey 2017 Level 6

## Level 6

- Art Education & Art History - Donahue-Wallace
- Design - Mohr
- Facilities-Gen - Stippec
- Facilities-Gen - Taylor
- Housing-Admin - Fairchild Jr
- Housing-Admin - Sanchez
- Physics - Littler
- Studio Art - Jessup
- Union Admin - Flores
- University Library-Gen - Brannon
- University Library-Gen - Parks
- University Library-Gen - Phillips
- University Library-Gen - Venner

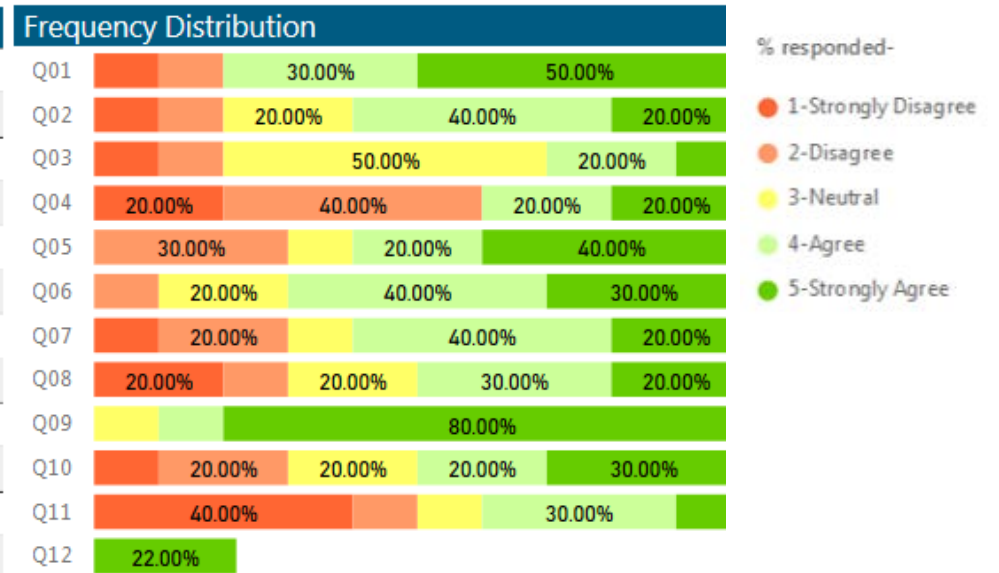


**10 Respondents**  
This is the greatest number of respondents on any one question

**3.47 Grand Mean**  
This represents the unit's overall engagement on a scale of 1-5

**10 Percentile - Education Services Benchmark**  
This represents the unit percentile ranking compared to the Gallup education services database

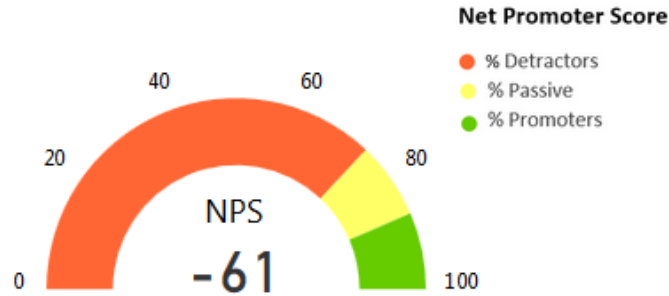
QuestionID	Question Short	Mean	Size	Gallup percentile
Q01	Know what's expected	4.00	10	14
Q02	Materials and equipment	3.50	10	15
Q03	Opportunity to do best	3.10	10	5
Q04	Recognition*	2.80	10	13
Q05	Cares about me	3.70	10	20
Q06	Development	3.90	10	44
Q07	Opinions Count	3.40	10	24
Q08	Mission/Purpose	3.20	10	8
Q09	Committed to quality	4.70	10	85
Q10	Best friend	3.40	10	26
Q11	Progress	2.60	10	5
Q12	Learn and Grow	3.33	9	12



# Gallup Engagement Survey 2017 Level 6

## Level 6

- Art Education & Art History - Donahue-Wallace
- Design - Mohr
- Facilities-Gen - Stippec
- Facilities-Gen - Taylor
- Housing-Admin - Fairchild Jr
- Housing-Admin - Sanchez
- Physics - Littler
- Studio Art - Jessup
- Union Admin - Flores
- University Library-Gen - Brannon
- University Library-Gen - Parks
- University Library-Gen - Phillips
- University Library-Gen - Venner



23

### Respondents

This is the greatest number of respondents on any one question

3.11

### Grand Mean

This represents the unit's overall engagement on a scale of 1-5

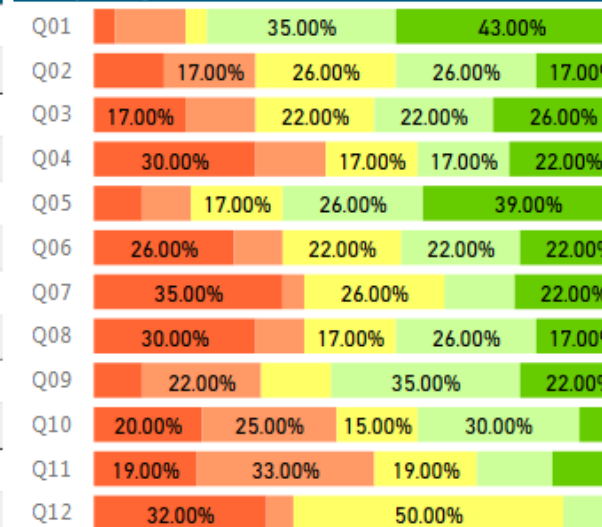
1

### Percentile - Education Services Benchmark

This represents the unit percentile ranking compared to the Gallup education services database

QuestionID	Question Short	Mean	Size	Gallup percentile
Q01	Know what's expected	4.00	23	14
Q02	Materials and equipment	3.17	23	7
Q03	Opportunity to do best	3.26	23	8
Q04	Recognition*	2.87	23	14
Q05	Cares about me	3.78	23	23
Q06	Development	3.04	23	9
Q07	Opinions Count	2.83	23	7
Q08	Mission/Purpose	2.91	23	3
Q09	Committed to quality	3.39	23	8
Q10	Best friend	2.85	20	9
Q11	Progress	2.71	21	6
Q12	Learn and Grow	2.50	22	1

### Frequency Distribution



% responded-

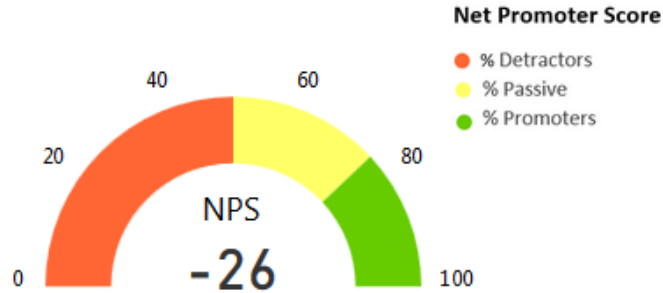
- 1-Strongly Disagree
- 2-Disagree
- 3-Neutral
- 4-Agree
- 5-Strongly Agree



# Gallup Engagement Survey 2017 Level 6

## Level 6

- Art Education & Art History - Donahue-Wallace
- Design - Mohr
- Facilities-Gen - Stippec
- Facilities-Gen - Taylor
- Housing-Admin - Fairchild Jr
- Housing-Admin - Sanchez
- Physics - Littler
- Studio Art - Jessup
- Union Admin - Flores
- University Library-Gen - Brannon
- University Library-Gen - Parks
- University Library-Gen - Phillips
- University Library-Gen - Venner



34

### Respondents

This is the greatest number of respondents on any one question

3.25

### Grand Mean

This represents the unit's overall engagement on a scale of 1-5

3

### Percentile - Education Services Benchmark

This represents the unit percentile ranking compared to the Gallup education services database

QuestionID	Question Short	Mean	Size	Gallup percentile
Q01	Know what's expected	4.32	34	37
Q02	Materials and equipment	3.65	34	21
Q03	Opportunity to do best	3.91	34	35
Q04	Recognition*	2.85	34	14
Q05	Cares about me	3.44	34	12
Q06	Development	2.68	34	4
Q07	Opinions Count	2.65	34	4
Q08	Mission/Purpose	3.53	34	16
Q09	Committed to quality	3.36	33	8
Q10	Best friend	3.03	31	14
Q11	Progress	2.67	33	6
Q12	Learn and Grow	2.88	32	4

### Frequency Distribution

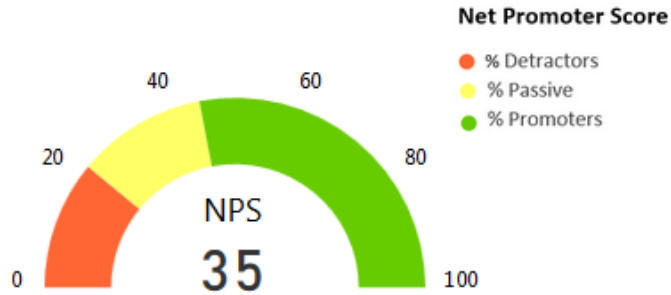
QuestionID	1-Strongly Disagree	2-Disagree	3-Neutral	4-Agree	5-Strongly Agree
Q01	0.00%	0.00%	26.00%	0.00%	59.00%
Q02	24.00%	0.00%	32.00%	0.00%	29.00%
Q03	18.00%	0.00%	29.00%	0.00%	41.00%
Q04	32.00%	15.00%	29.00%	0.00%	15.00%
Q05	18.00%	0.00%	38.00%	0.00%	21.00%
Q06	32.00%	21.00%	15.00%	0.00%	21.00%
Q07	29.00%	26.00%	15.00%	0.00%	18.00%
Q08	18.00%	15.00%	29.00%	0.00%	29.00%
Q09	15.00%	30.00%	33.00%	0.00%	15.00%
Q10	23.00%	19.00%	23.00%	0.00%	23.00%
Q11	33.00%	18.00%	15.00%	0.00%	18.00%
Q12	25.00%	16.00%	28.00%	0.00%	22.00%

- % responded-
- 1-Strongly Disagree
  - 2-Disagree
  - 3-Neutral
  - 4-Agree
  - 5-Strongly Agree

# Gallup Engagement Survey 2017 Level 6

## Level 6

- Art Education & Art History - Donahue-Wallace
- Design - Mohr
- Facilities-Gen - Stippec
- Facilities-Gen - Taylor
- Housing-Admin - Fairchild Jr
- Housing-Admin - Sanchez
- Physics - Littler
- Studio Art - Jessup
- Union Admin - Flores
- University Library-Gen - Brannon
- University Library-Gen - Parks
- University Library-Gen - Phillips
- University Library-Gen - Venner



**37** Respondents

This is the greatest number of respondents on any one question

**4.04** Grand Mean

This represents the unit's overall engagement on a scale of 1-5

**60** Percentile - Education Services Benchmark

This represents the unit percentile ranking compared to the Gallup education services database

QuestionID	Question Short	Mean	Size	Gallup percentile
Q01	Know what's expected	4.76	37	76
Q02	Materials and equipment	4.22	37	58
Q03	Opportunity to do best	4.50	36	76
Q04	Recognition*	3.70	37	47
Q05	Cares about me	4.19	37	46
Q06	Development	4.00	36	51
Q07	Opinions Count	3.61	36	35
Q08	Mission/Purpose	4.00	36	41
Q09	Committed to quality	4.08	37	42
Q10	Best friend	3.71	34	41
Q11	Progress	3.80	35	35
Q12	Learn and Grow	3.94	34	36

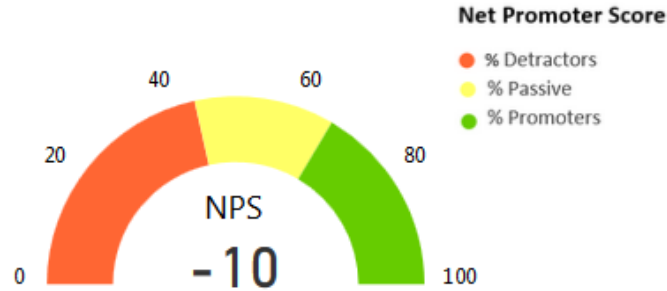
QuestionID	Frequency Distribution				% responded-
Q01	16.00%		81.00%		
Q02	16.00%	30.00%	49.00%		
Q03		39.00%	56.00%		
Q04		22.00%	54.00%		
Q05	19.00%	19.00%	54.00%		
Q06		31.00%	53.00%		
Q07		28.00%	39.00%		
Q08	28.00%	22.00%	44.00%		
Q09	22.00%	27.00%	46.00%		
Q10	15.00%	18.00%	26.00%	38.00%	
Q11		26.00%	46.00%		
Q12	15.00%	15.00%	53.00%		

- 1-Strongly Disagree
- 2-Disagree
- 3-Neutral
- 4-Agree
- 5-Strongly Agree

# Gallup Engagement Survey 2017 Level 6

## Level 6

- Art Education & Art History - Donahue-Wallace
- Design - Mohr
- Facilities-Gen - Stippec
- Facilities-Gen - Taylor
- Housing-Admin - Fairchild Jr
- Housing-Admin - Sanchez
- Physics - Littler
- Studio Art - Jessup
- Union Admin - Flores
- University Library-Gen - Brannon
- University Library-Gen - Parks
- University Library-Gen - Phillips
- University Library-Gen - Venner



**21**

### Respondents

This is the greatest number of respondents on any one question

**3.53**

### Grand Mean

This represents the unit's overall engagement on a scale of 1-5

**12**

### Percentile - Education Services Benchmark

This represents the unit percentile ranking compared to the Gallup education services database

QuestionID	Question Short	Mean	Size	Gallup percentile
Q01	Know what's expected	4.00	21	14
Q02	Materials and equipment	3.76	21	26
Q03	Opportunity to do best	3.86	21	33
Q04	Recognition*	2.71	21	10
Q05	Cares about me	4.00	21	37
Q06	Development	3.62	21	29
Q07	Opinions Count	3.00	21	11
Q08	Mission/Purpose	3.57	21	17
Q09	Committed to quality	3.43	21	10
Q10	Best friend	3.24	21	19
Q11	Progress	3.24	21	16
Q12	Learn and Grow	3.95	21	37

### Frequency Distribution

QuestionID	1-Strongly Disagree	2-Disagree	3-Neutral	4-Agree	5-Strongly Agree
Q01	14.00%	14.00%	29.00%	43.00%	
Q02	18.81%	18.81%	37.62%	28.71%	
Q03	14.00%	14.00%	24.00%	43.00%	
Q04	38.00%	19.00%	19.00%	24.00%	
Q05	14.00%	19.00%	19.00%	48.00%	
Q06	13.86%	13.86%	37.62%	28.71%	
Q07	18.81%	28.71%	13.86%	28.71%	
Q08	14.00%	19.00%	24.00%	33.00%	
Q09	28.71%	28.71%	32.67%	18.81%	
Q10	14.00%	24.00%	19.00%	33.00%	
Q11	14.00%	29.00%	14.00%	33.00%	
Q12	18.81%	18.81%	28.71%	42.57%	

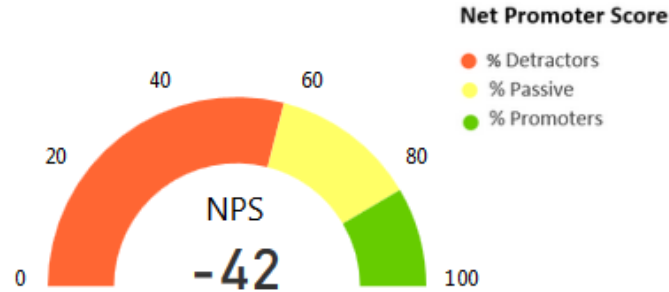
**% responded-**

- 1-Strongly Disagree
- 2-Disagree
- 3-Neutral
- 4-Agree
- 5-Strongly Agree

# Gallup Engagement Survey 2017 Level 6

## Level 6

- Art Education & Art History - Donahue-Wallace
- Design - Mohr
- Facilities-Gen - Stippec
- Facilities-Gen - Taylor
- Housing-Admin - Fairchild Jr
- Housing-Admin - Sanchez
- Physics - Littler
- Studio Art - Jessup
- Union Admin - Flores
- University Library-Gen - Brannon
- University Library-Gen - Parks
- University Library-Gen - Phillips
- University Library-Gen - Venner



**12** Respondents

This is the greatest number of respondents on any one question

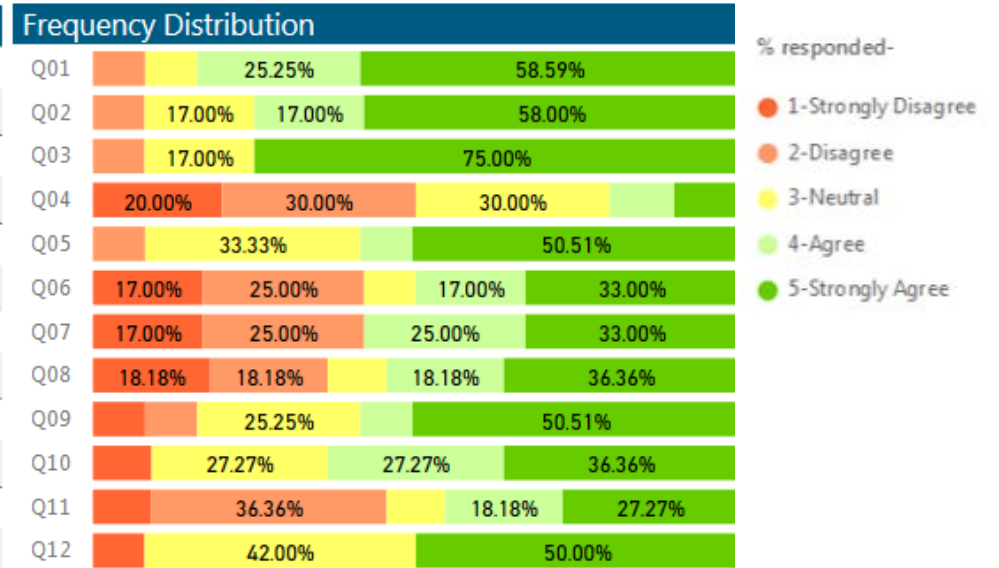
**3.68** Grand Mean

This represents the unit's overall engagement on a scale of 1-5

**23** Percentile - Education Services Benchmark

This represents the unit percentile ranking compared to the Gallup education services database

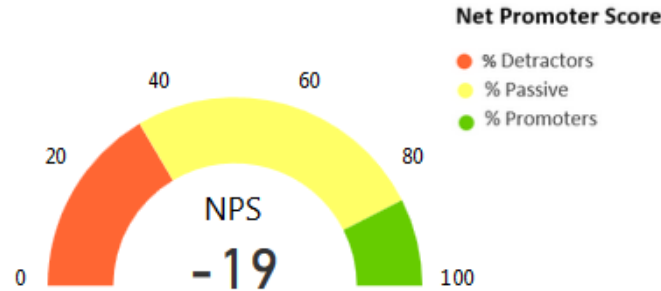
QuestionID	Question Short	Mean	Size	Gallup percentile
Q01	Know what's expected	4.33	12	37
Q02	Materials and equipment	4.25	12	59
Q03	Opportunity to do best	4.42	12	71
Q04	Recognition*	2.60	10	8
Q05	Cares about me	4.00	12	37
Q06	Development	3.25	12	15
Q07	Opinions Count	3.33	12	21
Q08	Mission/Purpose	3.36	11	11
Q09	Committed to quality	3.83	12	27
Q10	Best friend	3.82	11	46
Q11	Progress	3.18	11	14
Q12	Learn and Grow	3.83	12	32



# Gallup Engagement Survey 2017 Level 6

## Level 6

- Art Education & Art History - Donahue-Wallace
- Design - Mohr
- Facilities-Gen - Stippec
- Facilities-Gen - Taylor
- Housing-Admin - Fairchild Jr
- Housing-Admin - Sanchez
- Physics - Littler
- Studio Art - Jessup
- Union Admin - Flores
- University Library-Gen - Brannon
- University Library-Gen - Parks
- University Library-Gen - Phillips
- University Library-Gen - Venner



**21**

### Respondents

This is the greatest number of respondents on any one question

**3.46**

### Grand Mean

This represents the unit's overall engagement on a scale of 1-5

**9**

### Percentile - Education Services Benchmark

This represents the unit percentile ranking compared to the Gallup education services database

QuestionID	Question Short	Mean	Size	Gallup percentile
Q01	Know what's expected	4.19	21	26
Q02	Materials and equipment	3.67	21	22
Q03	Opportunity to do best	3.62	21	20
Q04	Recognition*	2.37	19	4
Q05	Cares about me	3.76	21	23
Q06	Development	3.29	21	16
Q07	Opinions Count	3.14	21	14
Q08	Mission/Purpose	3.57	21	17
Q09	Committed to quality	4.29	21	58
Q10	Best friend	3.19	21	17
Q11	Progress	2.74	19	6
Q12	Learn and Grow	3.67	21	24

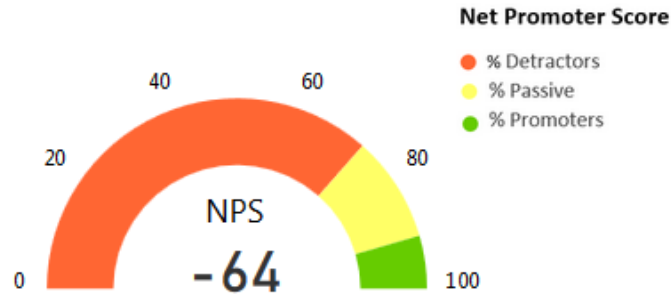
QuestionID	Frequency Distribution
Q01	32.67% 47.52%
Q02	14.00% 24.00% 43.00% 19.00%
Q03	13.86% 23.76% 28.71% 28.71%
Q04	36.63% 31.68% 15.84%
Q05	19.00% 14.00% 19.00% 43.00%
Q06	14.00% 19.00% 14.00% 29.00% 24.00%
Q07	19.00% 24.00% 33.00% 14.00%
Q08	18.81% 18.81% 42.57%
Q09	23.76% 56.44%
Q10	18.81% 23.76% 28.71% 18.81%
Q11	26.26% 21.21% 26.26% 21.21%
Q12	23.76% 18.81% 37.62%

- % responded-
- 1-Strongly Disagree
  - 2-Disagree
  - 3-Neutral
  - 4-Agree
  - 5-Strongly Agree

# Gallup Engagement Survey 2017 Level 6

## Level 6

- Art Education & Art History - Donahue-Wallace
- Design - Mohr
- Facilities-Gen - Stippec
- Facilities-Gen - Taylor
- Housing-Admin - Fairchild Jr
- Housing-Admin - Sanchez
- Physics - Littler
- Studio Art - Jessup
- Union Admin - Flores
- University Library-Gen - Brannon
- University Library-Gen - Parks
- University Library-Gen - Phillips
- University Library-Gen - Venner



11

### Respondents

This is the greatest number of respondents on any one question

3.22

### Grand Mean

This represents the unit's overall engagement on a scale of 1-5

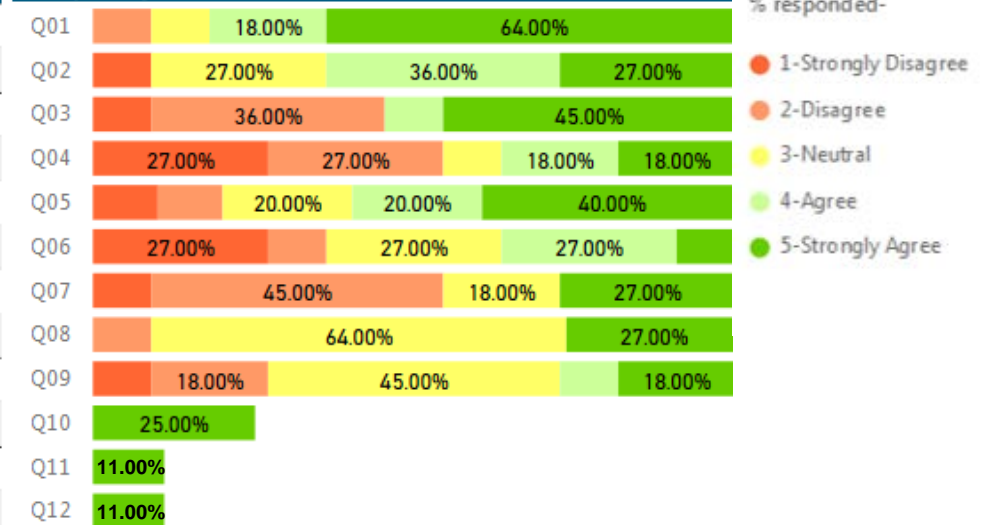
3

### Percentile - Education Services Benchmark

This represents the unit percentile ranking compared to the Gallup education services database

QuestionID	Question Short	Mean	Size	Gallup percentile
Q01	Know what's expected	4.36	11	38
Q02	Materials and equipment	3.73	11	25
Q03	Opportunity to do best	3.45	11	13
Q04	Recognition*	2.73	11	11
Q05	Cares about me	3.70	10	20
Q06	Development	2.82	11	6
Q07	Opinions Count	2.91	11	9
Q08	Mission/Purpose	3.45	11	14
Q09	Committed to quality	3.09	11	3
Q10	Best friend	2.75	8	6
Q11	Progress	2.56	9	4
Q12	Learn and Grow	3.11	9	7

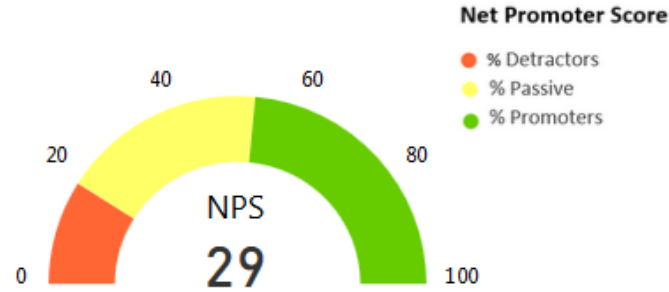
### Frequency Distribution



# Gallup Engagement Survey 2017 Level 6

## Level 6

- Art Education & Art History - Donahue-Wallace
- Design - Mohr
- Facilities-Gen - Stippec
- Facilities-Gen - Taylor
- Housing-Admin - Fairchild Jr
- Housing-Admin - Sanchez
- Physics - Littler
- Studio Art - Jessup
- Union Admin - Flores
- University Library-Gen - Brannon
- University Library-Gen - Parks
- University Library-Gen - Phillips
- University Library-Gen - Venner



**17**

### Respondents

This is the greatest number of respondents on any one question

**3.95**

### Grand Mean

This represents the unit's overall engagement on a scale of 1-5

**49**

### Percentile - Education Services Benchmark

This represents the unit percentile ranking compared to the Gallup education services database

QuestionID	Question Short	Mean	Size	Gallup percentile
Q01	Know what's expected	4.29	17	33
Q02	Materials and equipment	4.29	17	61
Q03	Opportunity to do best	4.00	17	44
Q04	Recognition*	3.47	17	36
Q05	Cares about me	3.88	17	29
Q06	Development	4.06	17	53
Q07	Opinions Count	3.71	17	40
Q08	Mission/Purpose	3.94	17	35
Q09	Committed to quality	4.06	17	41
Q10	Best friend	2.50	16	3
Q11	Progress	4.59	17	75
Q12	Learn and Grow	4.59	17	77

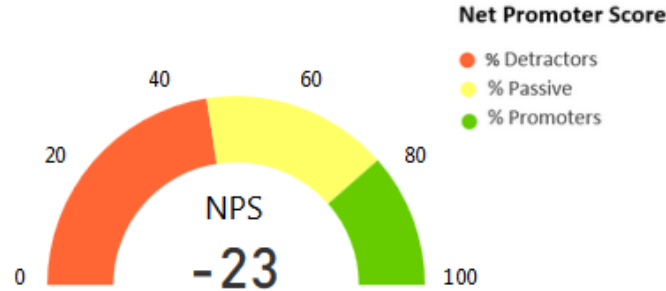
QuestionID	Frequency Distribution
Q01	35.00% 53.00%
Q02	41.00% 47.00%
Q03	47.00% 35.00%
Q04	18.00% 12.00% 35.00% 29.00%
Q05	12.00% 41.00% 35.00%
Q06	12.00% 35.00% 47.00%
Q07	17.82% 11.88% 17.82% 46.53%
Q08	12.00% 41.00% 35.00%
Q09	12.00% 47.00% 35.00%
Q10	25.00% 25.00% 31.00% 13.00%
Q11	12.00% 76.00%
Q12	23.76% 70.30%

- % responded-
- 1-Strongly Disagree
  - 2-Disagree
  - 3-Neutral
  - 4-Agree
  - 5-Strongly Agree

# Gallup Engagement Survey 2017 Level 6

## Level 6

- Art Education & Art History - Donahue-Wallace
- Design - Mohr
- Facilities-Gen - Stippec
- Facilities-Gen - Taylor
- Housing-Admin - Fairchild Jr
- Housing-Admin - Sanchez
- Physics - Littler
- Studio Art - Jessup
- Union Admin - Flores
- University Library-Gen - Brannon
- University Library-Gen - Parks
- University Library-Gen - Phillips
- University Library-Gen - Venner



22

### Respondents

This is the greatest number of respondents on any one question

3.56

### Grand Mean

This represents the unit's overall engagement on a scale of 1-5

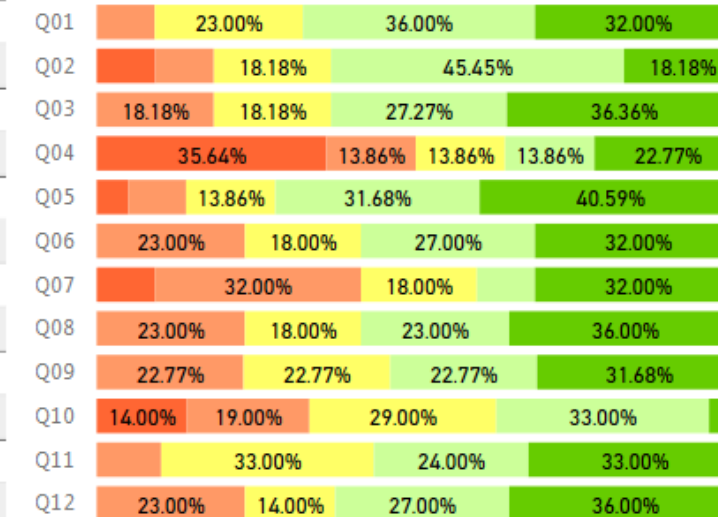
14

### Percentile - Education Services Benchmark

This represents the unit percentile ranking compared to the Gallup education services database

QuestionID	Question Short	Mean	Size	Gallup percentile
Q01	Know what's expected	3.91	22	12
Q02	Materials and equipment	3.55	22	17
Q03	Opportunity to do best	3.82	22	30
Q04	Recognition*	2.73	22	11
Q05	Cares about me	3.95	22	32
Q06	Development	3.68	22	32
Q07	Opinions Count	3.23	22	18
Q08	Mission/Purpose	3.73	22	24
Q09	Committed to quality	3.64	22	17
Q10	Best friend	2.95	21	11
Q11	Progress	3.81	21	35
Q12	Learn and Grow	3.77	22	28

### Frequency Distribution



% responded-

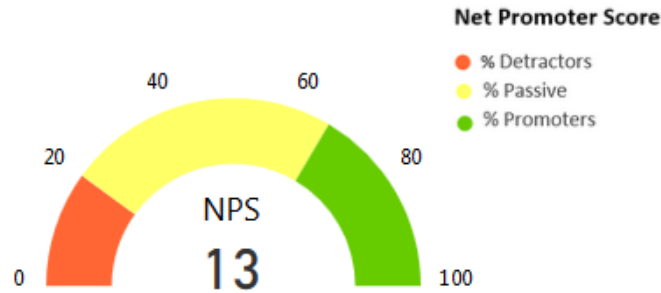
- 1-Strongly Disagree
- 2-Disagree
- 3-Neutral
- 4-Agree
- 5-Strongly Agree



# Gallup Engagement Survey 2017 Level 6

## Level 6

- Art Education & Art History - Donahue-Wallace
- Design - Mohr
- Facilities-Gen - Stippec
- Facilities-Gen - Taylor
- Housing-Admin - Fairchild Jr
- Housing-Admin - Sanchez
- Physics - Littler
- Studio Art - Jessup
- Union Admin - Flores
- University Library-Gen - Brannon
- University Library-Gen - Parks
- University Library-Gen - Phillips
- University Library-Gen - Venner



**15**

### Respondents

This is the greatest number of respondents on any one question

**3.86**

### Grand Mean

This represents the unit's overall engagement on a scale of 1-5

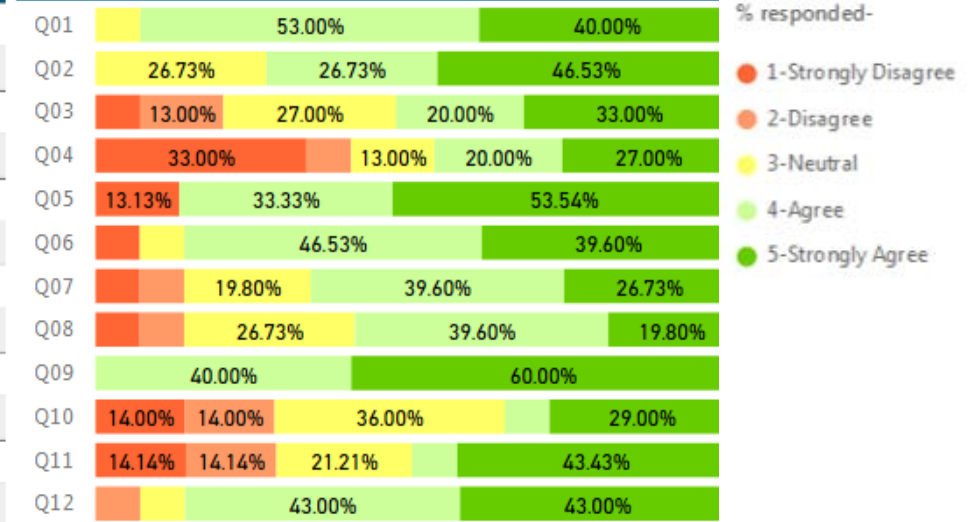
**40**

### Percentile - Education Services Benchmark

This represents the unit percentile ranking compared to the Gallup education services database

QuestionID	Question Short	Mean	Size	Gallup percentile
Q01	Know what's expected	4.33	15	37
Q02	Materials and equipment	4.20	15	57
Q03	Opportunity to do best	3.60	15	19
Q04	Recognition*	3.00	15	18
Q05	Cares about me	4.13	15	41
Q06	Development	4.13	15	56
Q07	Opinions Count	3.73	15	41
Q08	Mission/Purpose	3.60	15	19
Q09	Committed to quality	4.60	15	80
Q10	Best friend	3.21	14	18
Q11	Progress	3.50	14	24
Q12	Learn and Grow	4.21	14	54

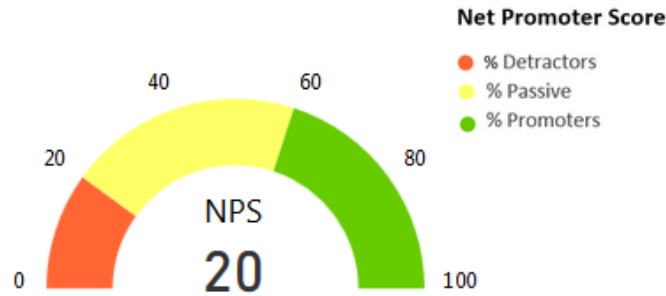
### Frequency Distribution



# Gallup Engagement Survey 2017 Level 6

## Level 6

- Art Education & Art History - Donahue-Wallace
- Design - Mohr
- Facilities-Gen - Stippec
- Facilities-Gen - Taylor
- Housing-Admin - Fairchild Jr
- Housing-Admin - Sanchez
- Physics - Littler
- Studio Art - Jessup
- Union Admin - Flores
- University Library-Gen - Brannon
- University Library-Gen - Parks
- University Library-Gen - Phillips
- University Library-Gen - Venner



**10**

### Respondents

This is the greatest number of respondents on any one question

**4.14**

### Grand Mean

This represents the unit's overall engagement on a scale of 1-5

**69**

### Percentile - Education Services Benchmark

This represents the unit percentile ranking compared to the Gallup education services database

QuestionID	Question Short	Mean	Size	Gallup percentile
Q01	Know what's expected	4.30	10	34
Q02	Materials and equipment	3.90	10	35
Q03	Opportunity to do best	3.70	10	23
Q04	Recognition*	3.90	10	57
Q05	Cares about me	4.80	10	86
Q06	Development	4.20	10	61
Q07	Opinions Count	4.20	10	69
Q08	Mission/Purpose	4.30	10	59
Q09	Committed to quality	4.40	10	67
Q10	Best friend	3.56	9	32
Q11	Progress	4.00	10	46
Q12	Learn and Grow	4.40	10	66

QuestionID	Frequency Distribution
Q01	40.00% 50.00%
Q02	20.00% 70.00%
Q03	20.00% 60.00%
Q04	50.00% 30.00%
Q05	20.00% 80.00%
Q06	30.00% 20.00% 50.00%
Q07	30.00% 20.00% 50.00%
Q08	50.00% 40.00%
Q09	60.00% 40.00%
Q10	33.00%
Q11	20.00% 20.00% 50.00%
Q12	20.00% 20.00% 60.00%

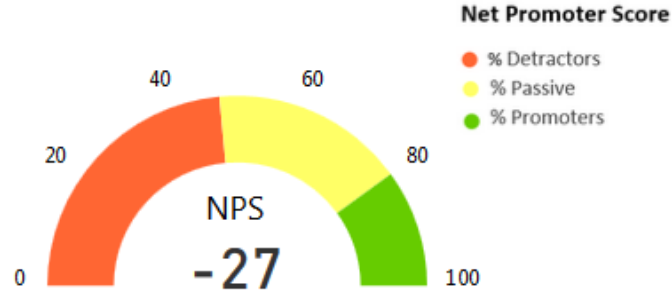
% responded-

- 1-Strongly Disagree
- 2-Disagree
- 3-Neutral
- 4-Agree
- 5-Strongly Agree

# Gallup Engagement Survey 2017 Level 6

## Level 7

- Facilities-Gen - Barkenhagen
- Facilities-Gen - McCormick
- Housing-Custodial - Bell Sr
- Housing-Custodial - Thompson



**15** Respondents

This is the greatest number of respondents on any one question

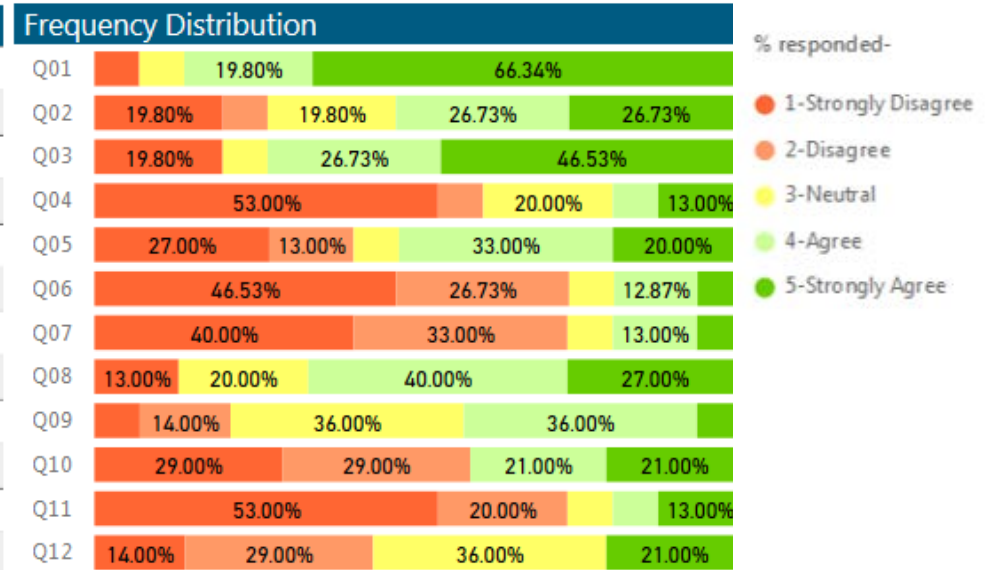
**2.97** Grand Mean

This represents the unit's overall engagement on a scale of 1-5

**1** Percentile - Education Services Benchmark

This represents the unit percentile ranking compared to the Gallup education services database

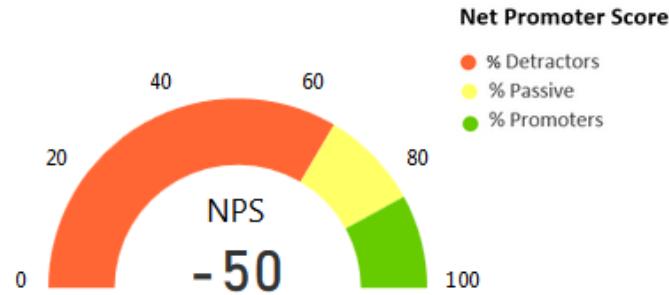
QuestionID	Question Short	Mean	Size	Gallup percentile
Q01	Know what's expected	4.40	15	43
Q02	Materials and equipment	3.33	15	10
Q03	Opportunity to do best	3.80	15	29
Q04	Recognition*	2.20	15	3
Q05	Cares about me	3.07	15	5
Q06	Development	2.07	15	1
Q07	Opinions Count	2.13	15	1
Q08	Mission/Purpose	3.67	15	22
Q09	Committed to quality	3.21	14	5
Q10	Best friend	2.79	14	7
Q11	Progress	2.07	15	1
Q12	Learn and Grow	2.86	14	4



# Gallup Engagement Survey 2017 Level 6

## Level 7

- Facilities-Gen - Barkenhagen
- Facilities-Gen - McCormick
- Housing-Custodial - Bell Sr
- Housing-Custodial - Thompson



**12** Respondents

This is the greatest number of respondents on any one question

**3.36** Grand Mean

This represents the unit's overall engagement on a scale of 1-5

**6** Percentile - Education Services Benchmark

This represents the unit percentile ranking compared to the Gallup education services database

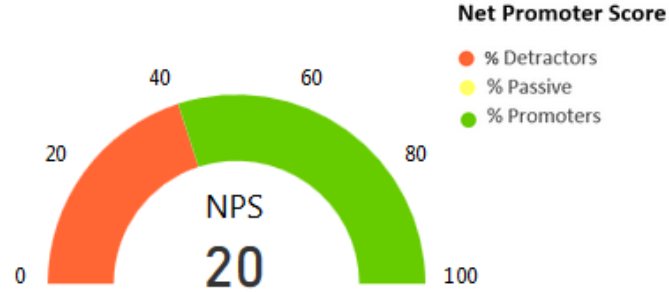
QuestionID	Question Short	Mean	Size	Gallup percentile
Q01	Know what's expected	4.25	12	30
Q02	Materials and equipment	3.33	12	10
Q03	Opportunity to do best	3.75	12	26
Q04	Recognition*	3.17	12	24
Q05	Cares about me	4.33	12	55
Q06	Development	3.33	12	18
Q07	Opinions Count	3.17	12	15
Q08	Mission/Purpose	2.92	12	3
Q09	Committed to quality	3.75	12	22
Q10	Best friend	2.67	9	5
Q11	Progress	3.00	11	11
Q12	Learn and Grow	2.64	11	2

QuestionID	Frequency Distribution	% responded-
Q01	50.00% (4) 42.00% (5)	
Q02	25.00% (1) 17.00% (2) 25.00% (3) 25.00% (4)	1-Strongly Disagree
Q03	17.00% (1) 25.00% (2) 25.00% (3) 33.00% (4)	2-Disagree
Q04	17.00% (1) 25.00% (2) 25.00% (3) 25.00% (4)	3-Neutral
Q05	17.00% (1) 33.00% (2) 50.00% (3)	4-Agree
Q06	17.00% (1) 42.00% (2) 17.00% (3) 25.00% (4)	5-Strongly Agree
Q07	17.00% (1) 42.00% (2) 25.00% (3)	
Q08	33.00% (1) 17.00% (2) 17.00% (3) 25.00% (4)	
Q09	17.00% (1) 33.00% (2) 33.00% (3)	
Q10		
Q11	27.00% (1) 27.00% (2) 27.00% (3)	
Q12	27.00% (1) 45.00% (2)	

# Gallup Engagement Survey 2017 Level 6

## Level 7

- Facilities-Gen - Barkenhagen
- Facilities-Gen - McCormick
- Housing-Custodial - Bell Sr
- Housing-Custodial - Thompson



**10**

### Respondents

This is the greatest number of respondents on any one question

**4.29**

### Grand Mean

This represents the unit's overall engagement on a scale of 1-5

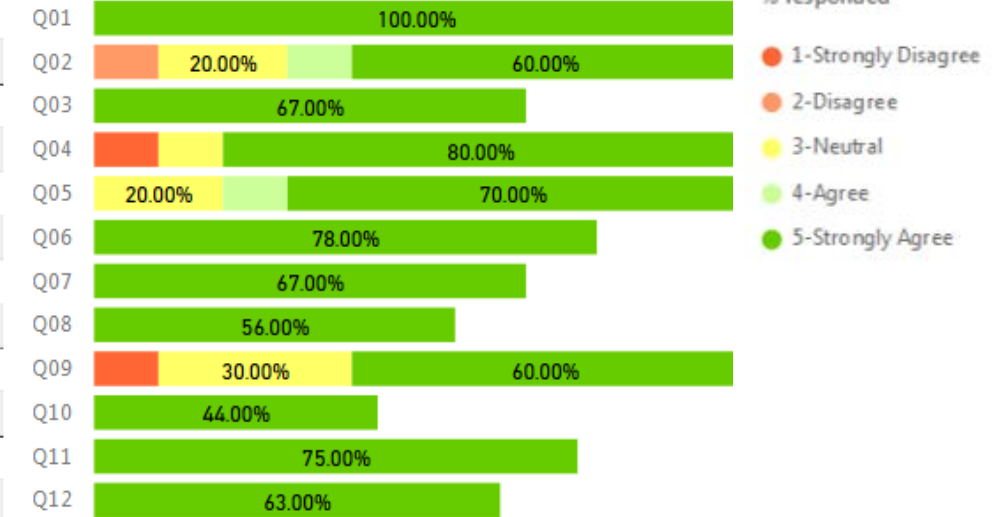
**82**

### Percentile - Education Services Benchmark

This represents the unit percentile ranking compared to the Gallup education services database

QuestionID	Question Short	Mean	Size	Gallup percentile
Q01	Know what's expected	5.00	10	99
Q02	Materials and equipment	4.20	10	57
Q03	Opportunity to do best	4.67	9	84
Q04	Recognition*	4.40	10	79
Q05	Cares about me	4.50	10	66
Q06	Development	4.44	9	75
Q07	Opinions Count	4.00	9	58
Q08	Mission/Purpose	4.00	9	41
Q09	Committed to quality	4.00	10	38
Q10	Best friend	3.89	9	50
Q11	Progress	4.38	8	64
Q12	Learn and Grow	4.00	8	43

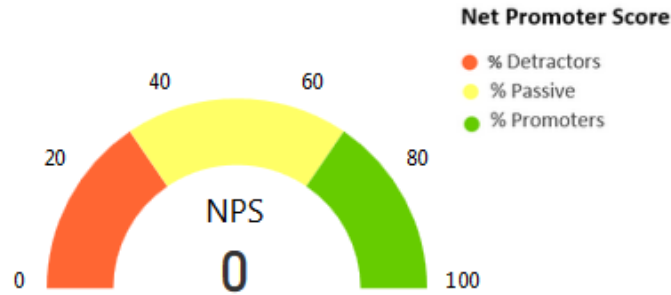
### Frequency Distribution



# Gallup Engagement Survey 2017 Level 6

## Level 7

- Facilities-Gen - Barkenhagen
- Facilities-Gen - McCormick
- Housing-Custodial - Bell Sr
- Housing-Custodial - Thompson



13

### Respondents

This is the greatest number of respondents on any one question

3.75

### Grand Mean

This represents the unit's overall engagement on a scale of 1-5

29

### Percentile - Education Services Benchmark

This represents the unit percentile ranking compared to the Gallup education services database

QuestionID	Question Short	Mean	Size	Gallup percentile
Q01	Know what's expected	4.54	13	55
Q02	Materials and equipment	3.92	13	36
Q03	Opportunity to do best	4.23	13	58
Q04	Recognition*	3.46	13	36
Q05	Cares about me	4.00	13	37
Q06	Development	3.62	13	29
Q07	Opinions Count	3.15	13	15
Q08	Mission/Purpose	3.62	13	20
Q09	Committed to quality	3.77	13	22
Q10	Best friend	4.00	12	55
Q11	Progress	3.46	13	22
Q12	Learn and Grow	3.25	12	10

QuestionID	Frequency Distribution
Q01	23.00% 69.00%
Q02	15.00% 54.00% 23.00%
Q03	61.39% 30.69%
Q04	15.15% 38.38% 38.38%
Q05	23.00% 31.00% 38.00%
Q06	53.47% 30.69%
Q07	15.15% 38.38% 23.23% 15.15%
Q08	38.00% 31.00% 23.00%
Q09	30.69% 30.69% 30.69%
Q10	25.00% 25.00% 42.00%
Q11	15.15% 46.46% 15.15% 23.23%
Q12	17.00% 17.00% 25.00% 33.00%

% responded-

- 1-Strongly Disagree
- 2-Disagree
- 3-Neutral
- 4-Agree
- 5-Strongly Agree