

UNT | SYSTEM™

Quarterly Operations Report



August 2018

Quarterly Operations Report - August 2018

Table of Contents

Operating Budget - FY2018 Budget-to-Actual

Budget-to-Actual Section Divider	Page 3
University of North Texas	Page 4
UNT Health Science Center	Page 6
University of North Texas at Dallas	Page 8
UNT System Administration	Page 10

Investment Performance

Investment Performance Section Divider	Page 12
Consolidated UNT System	Page 13
University of North Texas	Page 14
UNT Health Science Center	Page 16
University of North Texas at Dallas	Page 18
UNT System Administration	Page 20

Capital Improvement Plan Status

Capital Improvement Plan Status Section Divider	Page 22
Project Budget Status	Page 23
Project Overview	Page 24
Capital Improvement Plan Summary	Page 25
Project Status Detail	Page 30

Information Technology Status Report

Information Technology Project Status Report Section Divider	Page 51
Information Technology Project Status Report	Page 52

Budget to Actual

FY18 - Revenues, Expenses, and Transfers - Current Funds by Quarter
Fiscal Year to Date Total Budget and Year-End Forecast



	FY18 Q3	FY18 Q3	Variance	Variance % (Bud to Act)	Ref. No.	FY18 Budget	FY18 Year-End	Variance % (FY17 Fcst to FY17 Bud)	FY17 Actuals	Year-Over-Year Comparison (FY17 Act to FY18 Fcst)
	Estimate	Actuals				Forecast	FY17 Actuals		(FY17 Act to FY18 Fcst)	
REVENUES										
Net Tuition and Fees	\$ 319,092,111	\$ 319,106,027	\$ 13,916	0.0%		\$ 318,834,500	\$ 322,000,000	1.0%	\$ 310,060,035	3.9%
Sales of Goods and Services	86,124,793	86,167,127	42,334	0.0%		98,899,496	98,167,127	-0.7%	92,259,072	6.4%
Grants and Contracts	62,362,064	71,402,655	9,040,591	14.5%	1	98,779,283	107,402,655	8.7%	102,695,036	4.6%
State Appropriations	133,043,737	130,798,209	(2,245,528)	-1.7%	2	136,203,844	133,000,000	-2.4%	133,222,566	-0.2%
Capital Appropriations - HEF	37,562,056	37,562,056	-	0.0%		37,562,056	37,562,056	0.0%	37,562,056	0.0%
Net Professional Fees	-	-	-	0.0%		-	-	0.0%	-	0.0%
Gift Income	9,449,942	8,886,985	(562,957)	-6.0%		9,780,214	10,000,000	2.2%	16,490,980	-39.4%
Investment Income	3,058,023	5,856,852	2,798,829	91.5%	3	3,827,576	6,000,000	56.8%	5,371,214	11.7%
Other Revenue	752,611	1,203,482	450,871	59.9%		1,132,356	1,300,000	14.8%	1,406,778	-7.6%
Total Revenues	\$ 651,445,336	\$ 660,983,392	\$ 9,538,055	1.4%		\$ 705,019,324	\$ 715,431,837	1.5%	\$ 699,067,736	2.3%
EXPENSES										
Salaries - Faculty	\$ 126,702,965	\$ 123,045,992	\$ 3,656,973	2.9%	4	\$ 138,188,872	\$ 132,545,992	4.1%	\$ 127,651,323	-3.8%
Salaries - Staff	108,448,050	101,904,027	6,544,023	6.0%	5	133,252,006	131,904,027	1.0%	129,232,377	-2.1%
Wages and Other Compensation	21,939,596	17,389,195	4,550,401	20.7%	6	27,680,760	23,889,195	13.7%	31,251,600	23.6%
Benefits and Other Payroll-Related Costs	55,271,078	57,520,280	(2,249,202)	-4.1%	7	77,684,635	75,520,280	2.8%	72,233,166	-4.6%
Subtotal - Personnel Costs	\$ 312,361,689	\$ 299,859,494	\$ 12,502,195	4.0%		\$ 376,806,273	\$ 363,859,494	3.4%	\$ 360,368,466	-1.0%
Cost of Goods Sold	8,943,251	7,162,823	1,780,428	19.91%	8	12,300,640	8,662,823	29.6%	8,403,151	-3.1%
Professional Fees and Services	8,563,616	13,403,501	(4,839,885)	-56.5%	9	12,826,585	14,903,501	-16.2%	14,197,638	-5.0%
Travel	7,515,542	8,291,064	(775,522)	-10.3%		10,553,228	9,591,064	9.1%	9,530,434	-0.6%
Materials and Supplies	17,874,794	20,533,945	(2,659,151)	-14.9%	10	27,152,904	27,533,945	-1.4%	30,611,925	10.1%
Communication and Utilities	7,270,580	10,540,604	(3,270,024)	-45.0%	11	10,114,835	12,840,604	-26.9%	12,598,872	-1.9%
Repairs and Maintenance	11,988,494	10,772,413	1,216,081	10.1%	12	19,183,305	18,272,413	4.7%	17,771,656	-2.8%
Rentals and Leases	6,249,579	6,078,732	170,847	2.7%		8,317,171	10,078,732	-21.2%	9,966,551	-1.1%
Printing and Reproduction	1,233,346	3,221,775	(1,988,429)	-161.2%	13	2,019,274	3,721,775	-84.3%	1,298,702	-186.6%
Other Expenses	13,918,993	13,139,325	779,668	5.6%		18,243,571	17,889,325	1.9%	17,390,043	-2.9%
Internal Income	-	-	-	-		-	-	0.0%	1,502,045	100.0%
Subtotal - Maintenance & Operation Costs	\$ 83,558,195	\$ 93,144,183	\$ (9,585,988)	-11.5%		\$ 120,711,513	\$ 123,494,183	-2.3%	\$ 123,271,017	-0.2%
Debt Service - Principal	-	-	-	-		-	-	0.0%	24,190,248	100.0%
Debt Service - Interest	-	-	-	-		-	-	0.0%	19,163,498	100.0%
Capital Expenses	10,493,332	11,108,022	(614,690)	-5.9%		12,161,799	14,250,000	-17.2%	14,450,010	1.4%
Federal and State Pass-Through Expense	152,650	107,945	44,705	29.3%		152,650	152,650	0.0%	280,112	45.5%
Scholarships, Exemptions and Financial Aid	68,689,976	50,765,089	17,924,887	26.1%	14	71,361,577	81,500,000	-14.2%	80,076,986	-1.8%
Total Expenses	\$ 475,255,842	\$ 454,984,733	\$ 20,271,109	4.27%		\$ 581,193,812	\$ 583,256,327	-0.4%	\$ 621,800,338	6.2%
TRANSFERS										
Intra-Campus Transfers Between Funds:										
Debt Service Transfer In/(Out)	\$ (33,265,018)	\$ (33,265,018)	\$ -	0.0%		\$ (44,353,357)	\$ (44,353,357)	0.0%	\$ -	0.0%
Inter-Fund Transfers In/(Out)	(27,138,556)	(42,677,294)	(15,538,738)	-57.3%	15	(27,138,556)	(33,800,000)	24.5%	(20,560,819)	-64.4%
Transfers Between UNTS Components:										
Shared Services	(20,127,873)	(20,127,873)	-	0.0%		(26,837,165)	(26,837,165)	0.0%	(23,937,930)	-12.1%
Core Services	(14,496,584)	(14,496,585)	(1)	0.0%		(19,328,779)	(17,328,779)	-10.3%	(14,847,244)	-16.7%
Other Inter-Unit Transfers In/(Out)	(34,413)	(185,493)	(151,080)	-439.0%		(45,884)	(189,493)	313.0%	(1,527,096)	87.6%
Other Transfers:										
Transfer to other State Agencies In/(Out)	-	614,257	614,257	100.0%		-	614,257	0.0%	621,840	-1.2%
Other Legislative Transfers In/(Out)	30,357	1,096,059	1,065,702	3510.6%	16	30,357	1,096,059	3510.6%	6,536,781	-83.2%
Lapsed Appropriations	-	-	-	-100.0%		-	-	0.0%	(2,013,166)	-100.0%
Total Transfers	\$ (95,032,087)	\$ (109,041,946)	\$ (14,009,859)	-14.7%		\$ (117,673,384)	\$ (120,798,478)	2.7%	\$ (53,714,468)	124.9%
Estimated Budgeted Impact on Fund Balances	\$ 81,157,407	\$ 96,956,713	\$ 15,799,306	19.5%		\$ 6,152,128	\$ 11,377,032	-84.9%	\$ 23,552,930	460.5%
Planned Use of Fund Balances	\$ -	\$ -	\$ -			\$ -	\$ -		\$ -	

**FY18 - Revenues, Expenses, and Transfers - Current Funds by Quarter
Variance Explanations**



REVENUES		
	Net Tuition and Fees	
	Sales of Goods and Services	
1	Grants and Contracts	Trending ahead of quarterly estimates for Federal, State, and Other grants and contracts by \$6.0M. Revenue receipts of Federal and State Financial Aid ahead of quarterly estimates by \$2.98M.
2	State Appropriations	Benefits reimbursement under quarterly estimates by \$2.2M.
	Capital Appropriations - HEF	
	Net Professional Fees	
	Gift Income	
3	Investment Income	Higher than budgeted market returns. Realized gains of \$3.4M and interest income of \$2.4M for FY18.
	Other Revenue	
EXPENSES		
4	Salaries - Faculty	\$3.7M variance due to vacant and unfilled positions.
5	Salaries - Staff	\$6.5M variance due to vacant and unfilled positions.
6	Wages and Other Compensation	Overallocated Q3 estimate; wages under prior year actual by \$3.2M due to change in reporting display to include Internal Income/ Charges with corresponding expense category.
7	Benefits and Other Payroll-Related Costs	Underallocated Q3 estimate, full year expense in line with full year budget.
8	Cost of Goods Sold	Overallocated Q3 estimate; positive variance in cost of goods sold is offset by spending within other expenditure categories.
9	Professional Fees and Services	Variance driven by Other Purchased Services (i.e. catering, meal plans, guest musicians, instructional services, etc), Production Services, IT and Data Processing Services, and General Business Services (i.e. business consulting fees and temp employment agencies).
	Travel	
10	Materials and Supplies	Variance driven by General Supplies expenses (primarily concentrated in Vehicle Gasoline, Uniforms, and Office Supplies) and Books, Periodicals and Journals.
11	Communication and Utilities	Auxiliary Internet Monthly Charges posted to Q3 versus Q4 as compared to prior year (\$1.3M) . Telecom over prior year by \$640K due to change in reporting display to include Internal Income/ Charges with corresponding expense category.
12	Repairs and Maintenance	Variance driven by repairs and maintenance of computing and other equipment and software repairs/ maintenance.
	Rentals and Leases	
13	Printing and Reproduction	Variance driven by printing services for internal campus departments (primarily Academic areas, URCM, and Student Engagement)
	Other Expenses	
	Internal Income	
	Debt Service - Principal	
	Debt Service - Interest	
	Capital Expenses	
	Federal and State Pass-Through Expense	
14	Scholarships, Exemptions and Financial Aid	Scholarship expense is up versus prior year Q3 by \$5.4M, Exemption expenses are up versus prior year Q3 by \$3.0M. Offset by underestimation of Discounts and Allowances of \$9.4M
TRANSFERS		
	Intra-Campus Transfers Between Funds:	
	Debt Service Transfer In/(Out)	
15	Inter-Fund Transfers In/(Out)	Additional transfers to capital funds for Auxiliary funded projects (\$10.7M) and HEF funded projects (\$4.8M).
	Transfers Between UNTS Components:	
	Shared Services	
	Core Services	
	Other Inter-Unit Transfers In/(Out)	
	Other Transfers:	
	Transfer to other State Agencies In/(Out)	
16	Other Legislative Transfers In/(Out)	\$1.06M transfer in received from Texas Veteran's Commission for Hazlewood Exemption reimbursement.
	Lapsed Appropriations	

FY18 - Revenues, Expenses, and Transfers - Current Funds by Quarter
Fiscal Year to Date Total Budget and Year-End Forecast



	FY18 Q3	FY18 Q3	Variance	Variance % (Bud to Act)	Ref. No.	FY18 Budget	FY18 Year-End	Variance % (FY17 Fcst to FY17 Bud)	FY17 Actuals	Year-Over-Year Comparison (FY17 Act to FY18 Fcst)
	Estimate	Actuals				FY18 Budget	Forecast			
REVENUES										
Net Tuition and Fees	\$ 28,010,000	\$ 28,095,943	\$ 85,943	0.3%		\$ 31,750,280	\$ 31,200,000	-1.7%	\$ 30,149,923	3.5%
Sales of Goods and Services	31,100,000	45,053,738	13,953,738	44.9%	1	39,225,000	48,225,000	22.9%	48,990,931	-1.6%
Grants and Contracts	26,930,000	32,586,348	5,656,348	21.0%	2	35,900,000	38,000,000	5.8%	43,810,626	-13.3%
State Appropriations	102,000,583	97,876,276	(4,124,307)	-4.0%	3	103,643,662	103,000,000	-0.6%	97,974,860	5.1%
Capital Appropriations - HEF	17,091,856	17,091,856	-	0.0%		17,091,856	17,091,856	0.0%	17,091,856	0.0%
Net Professional Fees	11,500,000	14,173,657	2,673,657	23.2%	4	13,722,182	16,000,000	16.6%	14,206,060	12.6%
Gift Income	980,000	1,752,298	772,298	78.8%	5	1,500,000	1,800,000	20.0%	2,321,129	-22.5%
Investment Income	1,680,000	2,582,417	902,417	53.7%	6	2,240,000	3,000,000	33.9%	3,165,218	-5.2%
Other Revenue	90,000	457,937	367,937	100.0%		120,000	500,000	100.0%	430,609	16.1%
Total Revenues	\$ 219,382,439	\$ 239,670,471	\$ 20,288,032	8.5%		\$ 245,192,980	\$ 258,816,856	5.6%	\$ 258,141,212	0.3%
EXPENSES										
Salaries - Faculty	\$ 34,658,000	\$ 33,395,795	\$ 1,262,205	3.6%	7	\$ 48,000,000	\$ 46,500,000	3.1%	\$ 45,728,366	1.7%
Salaries - Staff	45,223,000	42,906,710	2,316,290	5.1%	8	61,300,000	59,000,000	3.8%	56,507,248	4.4%
Wages and Other Compensation	5,065,000	3,086,386	1,978,614	39.1%	9	7,000,000	4,000,000	42.9%	6,707,618	-40.4%
Benefits and Other Payroll-Related Costs	25,529,000	20,438,748	5,090,252	19.9%	10	31,000,000	28,000,000	9.7%	27,917,918	0.3%
Subtotal - Personnel Costs	\$ 110,475,000	\$ 99,827,640	\$ 10,647,360	9.6%		\$ 147,300,000	\$ 137,500,000	6.7%	\$ 136,861,150	0.5%
Cost of Goods Sold	13,000	14,211	(1,211)	-9.32%		20,000	20,000	0.0%	8,015	149.5%
Professional Fees and Services	22,501,000	26,857,056	(4,356,056)	-19.4%	11	30,500,000	35,500,000	-16.4%	37,163,097	-4.5%
Travel	1,377,000	1,294,582	82,418	6.0%		2,000,000	2,000,000	0.0%	2,202,804	-9.2%
Materials and Supplies	4,576,000	8,153,010	(3,577,010)	-78.2%	12	9,000,000	13,000,000	-44.4%	12,525,342	3.8%
Communication and Utilities	1,653,000	1,715,734	(62,734)	-3.8%		2,400,000	2,200,000	8.3%	2,109,900	4.3%
Repairs and Maintenance	2,725,000	3,177,473	(452,473)	-16.6%		3,500,000	3,750,000	-7.1%	3,286,951	14.1%
Rentals and Leases	1,091,000	2,678,460	(1,587,460)	-145.5%	13	1,500,000	3,000,000	-100.0%	1,566,576	91.5%
Printing and Reproduction	393,000	195,623	197,377	50.2%		750,000	650,000	13.3%	887,943	-26.8%
Other Expenses	3,786,000	11,087,151	(7,301,151)	-192.8%	14	5,500,000	11,000,000	-100.0%	6,399,939	71.9%
Internal Income	-	-	-	-		-	-	0.0%	91,234	-100.0%
Subtotal - Maintenance & Operation Costs	\$ 38,115,000	\$ 55,173,301	\$ (17,058,301)	-44.8%		\$ 55,170,000	\$ 71,120,000	-28.9%	\$ 66,241,800	7.4%
Debt Service - Principal	-	-	-	-		-	-	0.0%	-	0.0%
Debt Service - Interest	-	-	-	-		-	-	0.0%	3,116,107	-100.0%
Capital Expenses	3,372,000	3,891,658	(519,658)	-15.4%	15	4,400,000	6,000,000	-36.4%	3,415,340	75.7%
Federal and State Pass-Through Expense	-	1,260,932	(1,260,932)	-		700,000	1,300,000	-85.7%	907,544	43.2%
Scholarships, Exemptions and Financial Aid	2,312,000	2,106,520	205,480	8.9%		3,000,000	3,000,000	0.0%	824,357	263.9%
Total Expenses	\$ 154,274,000	\$ 162,260,051	\$ (7,986,051)	-5.18%		\$ 210,570,000	\$ 218,920,000	-4.0%	\$ 211,366,298	3.6%
TRANSFERS										
Intra-Campus Transfers Between Funds:										
Debt Service Transfer In/(Out)	\$ (11,920,000)	\$ (15,183,928)	\$ (3,263,928)	-27.4%		\$ (15,891,925)	\$ (15,183,928)	4.5%	\$ -	0.0%
Inter-Fund Transfers In/(Out)	(1,680,000)	(330,153)	(1,349,847)	80.3%	16	(2,600,000)	(3,000,000)	-15.4%	(12,548,514)	76.1%
Transfers Between UNTS Components:										
Shared Services	-	-	-	0.0%		-	-	0.0%	-	0.0%
Core Services	(2,017,718)	(1,000,000)	1,017,718	50.4%	17	(2,017,718)	(1,500,000)	25.7%	(2,625,427)	42.9%
Other Inter-Unit Transfers In/(Out)	-	-	-	0.0%		-	-	0.0%	284,174	100.0%
Other Transfers:										
Transfer to other State Agencies In/(Out)	-	-	-	0.0%		-	-	0.0%	12,149	100.0%
Other Legislative Transfers In/(Out)	(7,289,981)	(7,869,781)	(579,800)	8.0%		(7,289,981)	(7,869,781)	-8.0%	(588,947)	-1236.2%
Lapsed Appropriations	-	-	-	-		-	-	0.0%	(260,736)	100.0%
Total Transfers	\$ (22,907,699)	\$ (24,383,863)	\$ (1,476,164)	-6.4%		\$ (27,799,624)	\$ (27,553,709)	-0.9%	\$ (15,727,300)	-75.2%
Estimated Budgeted Impact on Fund Balances	\$ 42,200,740	\$ 53,026,558	\$ 10,825,818	25.7%		\$ 6,823,356	\$ 12,343,147	-80.9%	\$ 31,047,614	-48.4%
Planned Use of Fund Balances	\$ -	\$ -	\$ -			\$ -	\$ -		\$ -	

**FY18 - Revenues, Expenses, and Transfers - Current Funds by Quarter
Variance Explanations**



REVENUES

	Net Tuition and Fees	
1	Sales of Goods and Services	The federal prison contract to provide health care services was unexpectedly reopened, which led UNTHSC's Correctional Medicine Program to continue to provide medical services to incarcerated patients, thus causing the variance. Additionally, the funding earned as part of the 1115 Waiver program was higher than originally estimated.
2	Grants and Contracts	Due to the implementation of the billing module within PeopleSoft, the frequency in which billings to vendors occurred has increased. Thus, resulting in the budget estimate being underestimated.
3	State Appropriations	A change in the methodology to record state paid benefits has resulted in the budget estimate to be overstated.
	Capital Appropriations - HEF	
4	Net Professional Fees	The variance is primarily attributable to two factors: Clinical activity associated with UNT Health was higher than originally estimated and an Uncompensated Care reimbursement as part of the 1115 Waiver program was received earlier than expected.
5	Gift Income	An unanticipated gift was donated to UNTHSC.
6	Investment Income	The diversification of institutional funds into higher yielding investments has resulted in an underestimated budget.
	Other Revenue	

EXPENSES

	Salaries - Faculty	
7	Salaries - Faculty	Recruitment of key academic personnel, including chairs, deans, and other faculty positions, has taken longer than originally planned.
8	Salaries - Staff	The variance is primarily due to a longer than expected delay in filling vacant positions caused by the State-mandated hiring freeze and the transitioning of the 1115 Waiver program transitioned from an individual project based model to an outcome based patient care model that resulted in the elimination of the majority of positions associated with the individual projects.
9	Wages and Other Compensation	The budget estimate inadvertently included one-time severance payouts for clinical faculty who transition from UNTHSC to Acclaim.
10	Benefits and Other Payroll-Related Costs	Filling the vacant positions caused by the State-mandated hiring freeze is taking longer than expected, as well as the reduction in staff associated with the 1115 waiver program has resulted in lower than estimated payroll benefit costs.
	Cost of Goods Sold	
11	Professional Fees and Services	The federal prison contract to provide health care services was unexpectedly reopened, which has led UNTHSC's Correctional Medicine Program to continue to provide medical services to incarcerated patients.
	Travel	
12	Materials and Supplies	The impact attributable to the transition of UNT Health's medical services to Acclaim was overestimated, while an increase in research activities and computer purchases caused the budget estimate to be understated.
	Communication and Utilities	
	Repairs and Maintenance	
13	Rentals and Leases	A contract for the purchase of Axiom software was delayed until the current fiscal year.
	Printing and Reproduction	
14	Other Expenses	Reimbursements for educational services provided in the prior year by Acclaim were unexpectedly delayed until the current fiscal year; furthermore, the institution made an additional repayment to the federal government as part of a signed agreement made earlier this fiscal year.
	Internal (Income)/Charges	
	Debt Service - Principal	
	Debt Service - Interest	
15	Capital Expenses	Newly-identified strategic projects, such as renovations, lab equipment, and software, were identified during the fiscal year, which has led to the budget being underestimated.

TRANSFERS

	Intra-Campus Transfers Between Funds:	
	Debt Service Transfer In/(Out)	
16	Inter-Fund Transfers In/(Out)	Previously planned capital projects were delayed as other institutional needs emerged through out the year.
	Transfers Between UNTS Components:	
	Shared Services	
17	Core Services	Transfer of funds was delayed pending the final outcome of transitioning selected core services back to the UNT System components.
	Other Inter-Unit Transfers In/(Out)	
	Other Transfers:	
	Transfer to other State Agencies In/(Out)	
	Other Legislative Transfers In/(Out)	
	Lapsed Appropriations	

FY18 - Revenues, Expenses, and Transfers - Current Funds by Quarter
Fiscal Year to Date Total Budget and Year-End Forecast



	FY18 Q3 Estimate	FY18 Q3 Actuals	Variance	Variance % (Bud to Act)	Ref. No.	FY18 Budget	FY18 Year-End Forecast	Variance % (FY17 Fcst to FY17 Bud)	FY17 Actuals	Year-Over-Year Comparison (FY17 Act to FY18 Fcst)
REVENUES										
Net Tuition and Fees	\$ 17,810,306	\$ 20,368,332	\$ 2,558,026	14.4%	1	\$ 19,359,028	\$ 20,500,000	5.9%	\$ 17,386,814	17.9%
Sales of Goods and Services	616,875	1,018,681	401,806	65.1%	2	822,500	1,050,000	27.7%	474,196	121.4%
Grants and Contracts	7,720,972	9,489,822	1,768,850	22.9%	3	9,651,215	9,651,215	0.0%	8,047,929	19.9%
State Appropriations	24,689,692	22,220,981	(2,468,711)	-10.0%	4	25,718,429	25,718,429	0.0%	17,565,488	46.4%
Capital Appropriations - HEF	2,113,004	2,113,004	-	0.0%		2,113,004	2,113,004	0.0%	2,113,004	0.0%
Net Professional Fees	-	-	-	-		-	-	0.0%	-	0.0%
Gift Income	375,000	779,800	404,800	107.9%	5	500,000	825,000	65.0%	480,111	71.8%
Investment Income	162,000	385,640	223,640	138.0%		216,000	400,000	85.2%	309,197	29.4%
Other Revenue	15,000	37,718	22,718	100.0%		20,000	40,000	100.0%	23,702	68.8%
Total Revenues	\$ 53,502,849	\$ 56,413,978	\$ 2,911,129	5.2%		\$ 58,400,176	\$ 60,297,648	3.2%	\$ 46,400,440	30.0%
EXPENSES										
Salaries - Faculty	\$ 6,993,924	\$ 9,099,235	\$ (2,105,311)	-30.1%	6	\$ 9,991,320	\$ 10,000,000	-0.1%	\$ 9,069,946	-10.3%
Salaries - Staff	9,232,129	8,660,267	571,862	6.2%	7	13,188,755	12,650,000	4.1%	9,925,168	-27.5%
Wages and Other Compensation	675,469	935,716	(260,247)	-38.5%	8	964,956	1,250,000	-29.5%	1,194,625	-4.6%
Benefits and Other Payroll-Related Costs	3,927,048	4,112,919	(185,871)	-4.7%		5,610,068	5,610,068	0.0%	5,175,251	-8.4%
Subtotal - Personnel Costs	\$ 20,828,570	\$ 22,808,136	\$ (1,979,566)	-9.5%		\$ 29,755,099	\$ 29,510,068	0.8%	\$ 25,364,990	-16.3%
Cost of Goods Sold	-	0	(0)	-		-	-	0.0%	-	0.0%
Professional Fees and Services	786,566	1,449,038	(662,472)	-84.2%	9	1,048,755	1,800,000	-71.6%	1,430,830	-25.8%
Travel	399,656	362,595	37,061	9.3%		532,875	500,000	6.2%	392,295	-27.5%
Materials and Supplies	2,418,935	1,358,465	1,060,470	43.8%	10	3,225,246	2,000,000	38.0%	1,752,308	-14.1%
Communication and Utilities	560,572	351,860	208,712	37.2%		747,429	550,000	26.4%	336,498	-63.4%
Repairs and Maintenance	204,074	858,652	(654,578)	-320.8%	11	272,098	1,150,000	-322.6%	1,034,544	-11.2%
Rentals and Leases	176,115	452,310	(276,195)	-156.8%	12	234,820	650,000	-176.8%	655,324	0.8%
Printing and Reproduction	298,562	58,388	240,174	80.4%	13	398,082	150,000	62.3%	315,432	52.4%
Other Expenses	1,017,791	962,369	55,422	5.4%		1,357,055	1,250,000	7.9%	1,153,839	-8.3%
Internal Income	-	-	-	100.0%		-	-	0.0%	216,370	100.0%
Subtotal - Maintenance & Operation Costs	\$ 5,862,271	\$ 5,853,677	\$ 8,594	0.1%		\$ 7,816,360	\$ 8,050,000	-3.0%	\$ 7,287,442	-10.5%
Debt Service - Principal	-	-	-	-		-	-	0.0%	7,163,050	100.0%
Debt Service - Interest	-	-	-	-		-	-	0.0%	1,431,044	100.0%
Capital Expenses	545,318	623,833	(78,515)	-14.4%		779,026	850,000	-9.1%	564,032	-50.7%
Federal and State Pass-Through Expense	-	-	-	0.0%		-	-	0.0%	-	0.0%
Scholarships, Exemptions and Financial Aid	7,160,972	9,450,344	(2,289,372)	-32.0%	14	8,951,215	10,200,000	-14.0%	7,420,464	-37.5%
Total Expenses	\$ 34,397,129	\$ 38,735,990	\$ (4,338,861)	-12.6%		\$ 47,301,700	\$ 48,610,068	-2.8%	\$ 49,231,023	1.3%
TRANSFERS										
<i>Intra-Campus Transfers Between Funds:</i>										
Debt Service Transfer In/(Out)	\$ (6,736,919)	\$ (8,428,333)	\$ 1,691,414	-25.1%	15	\$ (8,982,558)	\$ (8,982,558)	0.0%	\$ -	0.0%
Inter-Fund Transfers In/(Out)	-	1,095,513	1,095,513	100.0%	16	-	1,095,513	100.0%	(25,556)	4386.8%
<i>Transfers Between UNTS Components:</i>										
Shared Services	(1,950,930)	(1,950,929)	(1)	0.0%		(2,601,240)	(2,601,240)	0.0%	(2,388,246)	8.9%
Core Services	(952,069)	(886,443)	65,626	6.9%		(1,269,425)	(1,181,925)	6.9%	(762,645)	-55.0%
Other Inter-Unit Transfers In/(Out)	(966,541)	(635,653)	330,888	34.2%	17	(1,288,721)	(979,594)	24.0%	(766,253)	-27.8%
<i>Other Transfers:</i>										
Transfer to other State Agencies In/(Out)	-	13,214	(13,214)	-100.0%		-	-	0.0%	-	0.0%
Other Legislative Transfers In/(Out)	-	22,925	22,925	100.0%		-	-	0.0%	9,095,463	-100.0%
Lapsed Appropriations	-	-	-	0.0%		-	-	0.0%	(597,887)	100.0%
Total Transfers	\$ (10,606,458)	\$ (10,769,706)	\$ (163,248)	-1.5%		\$ (14,141,944)	\$ (12,649,803)	-10.6%	\$ 4,554,876	-377.7%
Estimated Budgeted Impact on Fund Balances	\$ 8,499,261	\$ 6,908,282	\$ (1,590,980)	-23.0%		\$ (3,043,468)	\$ (962,223)	68.4%	\$ 1,724,294	-155.8%
Planned Use of Fund Balances	\$ -	\$ -	\$ -			\$ 3,155,236	\$ 962,223		\$ -	

**FY18 - Revenues, Expenses, and Transfers - Current Funds by Quarter
Variance Explanations**



REVENUES

1	Net Tuition and Fees	Variance reflects undergraduate SCH growth exceeding budget projections, additional non-resident students, and Discounts & Allowances being below budget projections.
2	Sales of Goods and Services	Parking revenue exceeded budget projections due to increased enrollment and enforcement efforts. Also, Wisdom Hall occupancy rate exceeded conservative budget projections. Additionally, revenue generated by Caruth Police Institute exceeded expectations.
3	Grants and Contracts	Federal Financial Aid awards came in higher than anticipated due to increased enrollment and eligibility.
4	State Appropriations	Timing issue with receipt of benefit reimbursement from State as compared to quarterly estimate. Expected to end year on budget.
	Capital Appropriations - HEF	
	Net Professional Fees	
5	Gift Income	Gift income is coming in higher than the conservative budget due to the efforts of the Office of Advancement.
	Investment Income	
	Other Revenue	

EXPENSES

6	Salaries - Faculty	Increased enrollment demanded more sections to be covered with faculty overloads and adjunct faculty than budgeted. Additionally, expenses incorrectly spread evenly over the quarters instead of the majority of expenses being captured thru Q2 with smaller amounts in Q3 and Q4.
7	Salaries - Staff	Effect of vacant positions.
8	Wages and Other Compensation	Augmentation pay to cover additional duties as a result of personnel losses and special projects. Also contributing to this variance are large termination payouts that were not budgeted for.
	Benefits and Other Payroll-Related Costs	
	Cost of Goods Sold	
9	Professional Fees and Services	M&O expenses more heavily allocated to Materials & Supplies and Repairs & Maintenance than the other M&O categories. Budget will reflect a more appropriate spread for FY19.
	Travel	
10	Materials and Supplies	M&O expenses more heavily allocated to Materials & Supplies and Repairs & Maintenance than the other M&O categories. Budget will reflect a more appropriate spread for FY19.
	Communication and Utilities	
11	Repairs and Maintenance	M&O expenses more heavily allocated to Materials & Supplies and Repairs & Maintenance than the other M&O categories. Budget will reflect a more appropriate spread for FY19.
12	Rentals and Leases	M&O expenses more heavily allocated to Materials & Supplies and Repairs & Maintenance than the other M&O categories. Budget will reflect a more appropriate spread for FY19.
13	Printing and Reproduction	M&O expenses more heavily allocated to Materials & Supplies and Repairs & Maintenance than the other M&O categories. Budget will reflect a more appropriate spread for FY19.
	Other Expenses	
	Internal (Income)/Charges	
	Debt Service - Principal	
	Debt Service - Interest	
	Capital Expenses	
	Internal Charges	
14	Scholarships, Exemptions and Financial Aid	Federal Financial Aid awards came in higher than anticipated due to increased enrollment and eligibility.

TRANSFERS

	Intra-Campus Transfers Between Funds:	
15	Debt Service Transfer In/(Out)	Debt service paid earlier than expected. Anticipated to be on budget for year end.
16	Inter-Fund Transfers In/(Out)	Funds transferred from Noncurrent Funds for the UNTD Ampitheater project (\$650k). Emergency Loan program discontinued so remaining funds have been reclassified as Texas Public Education Grants and transferred from Noncurrent to Current Funds (\$445k).
	Transfers Between UNTS Components:	
	Shared Services	
	Core Services	
17	Other Inter-Unit Transfers In/(Out)	Items originally budgeted as intra-unit transfers were booked as expenses. Year end forecast has been updated to reflect this variance.
	Other Transfers:	
	Transfer to other State Agencies In/(Out)	
	Other Legislative Transfers In/(Out)	
	Lapsed Appropriations	

FY18 - Revenues, Expenses, and Transfers - Current Funds by Quarter
Fiscal Year to Date Total Budget and Year-End Forecast



	FY18 Q3 Estimate	FY18 Q3 Actuals	Variance	Variance % (Bud to Act)	Ref. No.	FY18 Budget	FY18 Year-End Forecast	Variance % (FY17 Fcst to FY17 Bud)	FY17 Actuals	Year-Over-Year Comparison (FY17 Act to FY18 Fcst)
REVENUES										
Net Tuition and Fees	\$ -	\$ -	\$ -			\$ -		0.0%	\$ -	0.0%
Sales of Goods and Services	1,481,614	1,496,361	14,747	1.0%		1,975,485	1,975,485	0.0%	2,017,740	-2.1%
Grants and Contracts	-	-	-			-	-	0.0%	-	0.0%
State Appropriations	3,145,662	9,454,137	6,308,475	200.5%	1	4,089,548	8,457,298	106.8%	8,987,972	-5.9%
Capital Appropriations - HEF	-	-	-			-	-	0.0%	-	0.0%
Net Professional Fees	-	-	-			-	-	0.0%	-	0.0%
Gift Income	-	-	-			-	-	0.0%	-	0.0%
Investment Income	150,855	364,567	213,712	141.7%		201,139	486,090	141.7%	280,974	73.0%
Other Revenue	-	148,049	148,049	100.0%		-	197,399	100.0%	235,273	-16.1%
Total Revenues	\$ 4,778,131	\$ 11,463,114	\$ 6,684,983	58.3%		\$ 6,266,172	\$ 11,116,272	77.4%	\$ 11,521,960	-3.5%
EXPENSES										
Salaries - Faculty	\$ -	\$ -	\$ -			\$ -		0.0%	\$ -	0.0%
Salaries - Staff	27,624,197	27,629,954	(5,757)	0.0%		36,832,263	35,432,263	3.8%	36,892,078	-4.0%
Wages and Other Compensation	907,030	196,924	710,106	78.3%	2	1,209,373	262,566	78.3%	1,839,696	-85.7%
Benefits and Other Payroll-Related Costs	7,330,071	9,423,353	(2,093,282)	-28.6%	3	9,773,428	10,297,803	-5.4%	9,887,706	4.1%
Subtotal - Personnel Costs	\$ 35,861,298	\$ 37,250,231	\$ (1,388,933)	-3.9%		\$ 47,815,064	\$ 45,992,632	3.8%	\$ 48,619,480	-5.4%
Cost of Goods Sold	-	-	-			-	-	0.0%	-	0.0%
Professional Fees and Services	2,724,419	3,007,863	(283,444)	-10.4%	4	3,632,559	4,010,484	-10.4%	4,476,480	-10.4%
Travel	369,398	245,439	123,959	33.6%		492,531	327,252	33.6%	451,018	-27.4%
Materials and Supplies	630,874	1,072,685	(441,811)	-70.0%	5	841,165	1,430,246	-70.0%	1,227,323	16.5%
Communication and Utilities	604,742	826,749	(222,007)	-36.7%	6	806,322	1,102,332	-36.7%	2,076,588	-46.9%
Repairs and Maintenance	4,396,784	2,473,768	1,923,016	43.7%	7	5,254,369	3,298,357	37.2%	4,324,098	-23.7%
Rentals and Leases	401,519	1,302,190	(900,671)	-224.3%	8	535,358	1,736,253	-224.3%	566,388	206.5%
Printing and Reproduction	62,744	35,968	26,776	42.7%		83,658	47,957	42.7%	5,866	717.5%
Other Expenses	891,844	986,814	(94,970)	-10.6%	9	1,189,125	1,315,752	-10.6%	1,791,994	-26.6%
Internal Income	-	-	-			-	-	0.0%	(5,184,520)	-100.0%
Subtotal - Maintenance & Operation Costs	\$ 10,082,324	\$ 9,951,476	\$ 130,848	1.3%		\$ 12,835,087	\$ 13,268,634	-3.4%	\$ 9,735,235	36.3%
Debt Service - Principal	-	-	-			-	-	0.0%	5,411,241	-100.0%
Debt Service - Interest	-	-	-			-	-	0.0%	1,545,755	-100.0%
Capital Expenses	2,497,616	1,823,145	674,471	27.0%	9	2,582,991	2,582,991	0.0%	568,127	354.6%
Federal and State Pass-Through Expense	-	-	-			-	-	0.0%	-	0.0%
Scholarships, Exemptions and Financial Aid	-	-	-			-	-	0.0%	-	0.0%
Total Expenses	\$ 48,441,238	\$ 49,024,852	\$ (583,614)	-1.20%		\$ 63,233,142	\$ 61,844,258	2.2%	\$ 65,879,838	-6.1%
TRANSFERS										
<i>Intra-Campus Transfers Between Funds:</i>										
Debt Service Transfer In/(Out)	\$ (6,985,609)	\$ (6,985,609)	\$ 0	-100.0%		\$ (6,985,609)	\$ (6,985,609)	0.0%	\$ -	0.0%
Inter-Fund Transfers In/(Out)	-	-	-			-	-	0.0%	417,020	-100.0%
<i>Transfers Between UNTS Components:</i>										
Shared Services	22,234,878	22,078,802	(156,076)	-0.7%		29,438,405	29,438,405	0.0%	27,683,339	6.3%
Core Services	17,542,535	16,383,028	(1,159,507)	-6.6%	10	22,615,922	21,128,422	-6.6%	16,878,153	25.2%
Other Inter-Unit Transfers In/(Out)	944,550	835,047	(109,503)	-11.6%		1,168,467	1,168,467	0.0%	2,009,175	-41.8%
<i>Other Transfers:</i>										
Transfer to other State Agencies In/(Out)	(141,823)	-	141,823	-100.0%		(141,823)	-	-100.0%	-	0.0%
Other Legislative Transfers In/(Out)	11,627,374	7,717,801	(3,909,573)	-33.6%	11	11,627,374	7,117,801	-38.8%	6,664,934	6.8%
Lapsed Appropriations	-	-	-			-	-	0.0%	(551,391)	-100.0%
Total Transfers	\$ 45,221,905	\$ 40,029,069	\$ (5,192,836)	-11.5%		\$ 57,722,736	\$ 51,867,486	-10.1%	\$ 53,101,230	-2.3%
Estimated Budgeted Impact on Fund Balances	\$ 1,558,798	\$ 2,467,332	\$ 908,534	58.3%		\$ 755,766	\$ 1,139,500	-50.8%	\$ (1,256,647)	120.7%
Planned Use of Fund Balances	\$ -	\$ -	\$ -			\$ -	\$ -		\$ 1,256,647	

FY18 - Revenues, Expenses, and Transfers - Current Funds by Quarter
Variance Explanations



REVENUES		
	Net Tuition and Fees	
	Sales of Goods and Services	
	Grants and Contracts	
1	State Appropriations	Favorable \$4,367,750 - TRB budgeted in Other Legislative, but posted here. Favorable \$369,500 - Timing. Appropriation budgeted monthly, but posted all in Q1. Favorable \$1,571,225 - Benefits revenue greater than planned (offset by \$1.7M accrual for ERS overdraw)
	Capital Appropriations - HEF	
	Net Professional Fees	
	Gift Income	
	Investment Income	
	Other Revenue	
EXPENSES		
	Salaries - Faculty	
	Salaries - Staff	
2	Wages and Other Compensation	Unfavorability driven by employee augmentation payments and termination payouts
3	Benefits and Other Payroll-Related Costs	Unfavorable \$1.7M - Accrual for ERS Overdraw (mostly offset by favorable State Benefits Revenue. See above)
	Cost of Goods Sold	
4	Professional Fees and Services	
	Travel	
5	Materials and Supplies	Unfavorability driven by ITSS expenses posting here, but budgeted in "Repairs and Maintenance"
6	Communication and Utilities	
7	Repairs and Maintenance	Favorable \$2M - Fewer ITSS expenditures than planned. Partially offset by unfavorability in "Materials and Supplies" and "Rentals and Leases"
8	Rentals and Leases	Unfavorable variance driven by more software leases than planned
	Printing and Reproduction	
	Other Expenses	
	Internal (Income)/Charges	
	Debt Service - Principal	-
	Debt Service - Interest	
10	Capital Expenses	Unfavorability driven by fewer IT capital expenditures than planned
	Scholarships, Exemptions and Financial Aid	
TRANSFERS		
	Intra-Campus Transfers Between Funds:	
	Debt Service Transfer In/(Out)	
	Inter-Fund Transfers In/(Out)	
	Transfers Between UNTS Components:	
	Shared Services	
11	Core Services	Unfavorable \$141,790 - Timing. Unfavorable \$600K - HSC Paid larger part of assessment in GR than planned. See offset below in "Other Legislative Transfers In/(Out)" Unfavorable \$159K - HSC Benefits Credit for accepting larger part of assessment in GR Unfavorable \$258,718 - Portion of HSC assessment delayed via Jeff Scarpelli (5/3/2018 email)
	Other Inter-Unit Transfers In/(Out)	
	Other Transfers:	
	Transfer to other State Agencies In/(Out)	
12	Other Legislative Transfers In/(Out)	Unfavorable \$4,367,750 - TRB Budgeted here, but posted in revenue Unfavorable \$141,823 - Budgeted in "Transfers to Other State Agencies", but posted here Favorable \$600K - HSC Paid larger portion of assessment in GR than planned. See offset above in "Core Services"

Investment Performance

University of North Texas System Consolidated
Investment Portfolio

For the Quarter Ending May 31, 2018

Short-Term Pool (STP) Investment Pool

	Beginning Market Value	Ending Market Value	Ending Book Value	Accrued Interest	QTR Approx. Yield*	YTD Approx. Yield*
- Demand Deposit	\$ 8,455,457	\$ 8,497,299	\$ 8,497,299	\$ -	0.70%	0.67%
- Overnight Repurchase	1,331,746	6,847,155	6,847,155	-	0.28%	0.15%
- Demand Deposit Business Rate	7,704,947	4,045,612	4,045,612	-	1.60%	1.31%
- TexPool - Texas LGIP	6,948,289	3,668,089	3,668,089	-	1.63%	1.31%
- TexStar - Cash Reserve Fund	6,321,889	7,562,737	7,562,737	-	1.62%	1.31%
- TexasTerm - TexasDaily	6,916,639	7,301,684	7,301,684	-	1.62%	1.33%
- Invesco G&A Inst #9925	4,343,949	5,115,225	5,115,225	-	1.54%	1.23%
- Morgan Stanley Prime MM Fund #8301	14,407,395	20,468,083	20,468,083	20,973	1.87%	1.57%
- Fidelity Prime MM Fund #2014	28,227,370	6,805,340	6,805,340	11,782	1.80%	1.68%
- Wells Fargo Heritage Select MM Fund #3801	18,334,829	6,768,893	6,768,893	-	1.84%	1.52%
- JPMorgan Prime MM Fund #3605	3,963,419	1,966,057	1,966,057	-	1.79%	1.48%
- Federated Prime MM Fund #58	12,806,559	934,978	934,978	-	1.75%	1.50%
- Federated Prime MM Fund #10	14,715,749	10,717,733	10,717,733	17,163	1.82%	1.49%
- BlackRock Tmp Fund 24	10,206,806	4,046,351	4,046,351	4,152	1.78%	1.36%
- JPM Gov't Fund 3915	1,731,593	3,796,250	3,796,250	7,047	1.49%	1.18%
<u>Total STP Investment Pool</u>	\$ 146,416,635	\$ 98,541,485	\$ 98,541,485	\$ 61,117	1.66%	1.37%

Intermediate Investment Pool (IIP)

- Fannie Mae 1.25% Bond (matures 7/26/2019)	4,930,450	4,960,675	5,021,875	21,875	1.25%	1.25%
- Fannie Mae 1.125% Bond (matures 7/26/2019)	4,185,081	4,204,642	4,265,757	16,734	1.15%	1.15%
- Fed Farm Cr Bank 1.67% Bond (matures 6/22/2020)	4,919,154	4,927,679	5,034,992	36,879	1.69%	1.69%
- Vanguard S-T Corp. Bond Fund (VSTBX)	33,599,290	33,706,936	34,417,080	-	3.20%	2.71%
- Vanguard S-T Inv. Grade Bond Fund (VFSIX)	26,185,876	26,265,206	26,762,706	-	3.03%	2.60%
- Vanguard S-T Gov't. Bond Fund (VSBIX)	4,990,529	5,009,186	5,084,394	-	2.35%	1.94%
<u>Total Intermediate Investment Pool</u>	\$ 78,810,381	\$ 79,074,324	\$ 80,586,804	\$ 75,489	2.76%	2.38%

Debt Proceeds Investment Pool

- TexasTerm - 2015A - TexasDaily	957,956	961,903	961,903	-	1.62%	1.33%
- TexasTerm - CP Proceeds - TexasDaily	7,646,590	7,678,096	7,678,096	-	1.62%	1.33%
- TexasTerm - CP Proceeds - Term CP (matures 12/26/2017)	-	-	-	-	0.00%	0.00%
- TexStar CP Proceeds- Cash Reserve Fund	3,518,101	3,532,472	3,532,472	-	1.62%	1.31%
- Fed Home LMC 1.45% Bond (matures 4/26/2019)	3,241,143	3,229,362	3,253,848	4,582	1.48%	1.48%
- Fed Home LMC 1.40% Bond (matures 4/26/2019)	4,983,306	4,966,306	5,006,128	6,806	1.42%	1.42%
- TexasTerm - 2017 A&B Bond Proceeds - Texas Daily	47,351,649	48,586,870	48,586,870	-	1.64%	1.42%
- TexasTerm - 2017 A&B Bond Proceeds - Term CP	101,442,781	70,228,184	70,228,184	228,184	1.81%	1.45%
<u>Total Debt Proceeds Pool</u>	169,141,523	139,183,192	139,247,501	239,571	1.74%	1.44%

Total Cash & Investment Pools

\$ 394,368,540	\$ 316,799,002	\$ 318,375,791	\$ 376,176	1.91%	1.59%
-----------------------	-----------------------	-----------------------	-------------------	--------------	--------------

Long-Term Investments

	Beginning Market Value	Ending Market Value	Ending Book Value	Accrued Interest	QTR Approx. Return*	YTD Approx. Return*
Long-Term Investment Pool	155,928,707	155,519,188	133,670,023	-	0.75%	6.33%
UNT and UNT Dallas Endowments	54,106,090	54,447,384	42,288,537	-	0.42%	5.69%
HSC Malpractice Fund	11,412,683	11,155,205	11,094,842	-	-0.03%	1.07%
HSC Endowment Pool	4,569,340	4,934,958	5,045,657	-	-0.01%	5.36%
HSC TEF Endowment Fund	28,998,038	28,196,358	25,931,099	-	0.01%	5.32%
<u>Total Long-Term Investments</u>	255,014,857	254,253,094	218,030,158	-	0.55%	5.83%

Total UNTS Investments

\$ 649,383,397	\$ 571,052,095	\$ 536,405,949	\$ 376,176		
-----------------------	-----------------------	-----------------------	-------------------	--	--

Other Investments

Foundation Investments - *not assets of the System	151,449,792	156,287,090	129,179,949	-	0.35%	5.65%
--	-------------	-------------	-------------	---	-------	-------

Total UNTS and Other Investments

\$ 800,833,189	\$ 727,339,186	\$ 665,585,898	\$ 376,176		
-----------------------	-----------------------	-----------------------	-------------------	--	--

The attached report represents the investment portfolio of the University of North Texas for the period ending May 31, 2018, and is in compliance with Chapter 2256 of the Public Funds Investment Act and the Investment Strategy expressed in the UNT System's Investment Policy.

Bob Brown proxy for Bob Brown

Robert E. Brown, CPA
Senior Vice President for Finance and Administration, University of North Texas

7-19-2018

Date

James Mauldin

Digitally signed by James Mauldin
DN: cn=James Mauldin, o=UNT System,
ou=Finance,
email=james.mauldin@untsystem.edu, c=US
Date: 2018.07.30 15:18:22 -05'00'

James Mauldin, CPA, CTP
Associate Vice Chancellor for Treasury, University of North Texas System

Date

University of North Texas
Investment Portfolio
For the Quarter Ending May 31, 2018

Short-Term Pool (STP) Investment Pool

- Demand Deposit
- Overnight Repurchase
- Demand Deposit Business Rate
- TexPool - Texas LGIP
- TexStar - Cash Reserve Fund
- TexasTerm - TexasDaily
- Morgan Stanley Prime MM Fund #8301
- Fidelity Prime MM Fund #2014
- Wells Fargo Heritage Sel MM Fund #3801
- JPMorgan Prime MM Fund #3605
- Federated Inst MM Fund #58
- Invesco G&A Inst #9925

Total STP Investment Pool

Intermediate Investment Pool (IIP)

- Fannie Mae 1.25% Bond (matures 7/26/2019)
- Fannie Mae 1.125% Bond (matures 7/26/2019)
- Vanguard S-T Corp. Bond Fund (VSTBX)
- Vanguard S-T Inv. Grade Bond Fund (VFSIX)
- Vanguard S-T Gov't. Bond Fund (VSBIX)

Total Intermediate Investment Pool

Debt Proceeds Pool

- TexasTerm - 2015A - TexasDaily
- TexasTerm - CP Proceeds - TexasDaily
- Fed Home LMC 1.45% Bond (matures 4/26/2019)
- Fed Home LMC 1.40% Bond (matures 4/26/2019)
- TexasTerm - 2017 A&B Bond Proceeds - Texas Daily
- TexasTerm - 2017 A&B Bond Proceeds - Term CP

Total Debt Proceeds Pool

Total STP, IIP and Debt Pools

Long-Term Investment Accounts

- UNT Long Term Investment Pool
- UNT Endowment

Total Long-Term Investments

Total UNT Investments

Other Investments for the Benefit of UNT

- UNT Foundation Fund - *not an asset of UNT

Total UNT and Other Investments

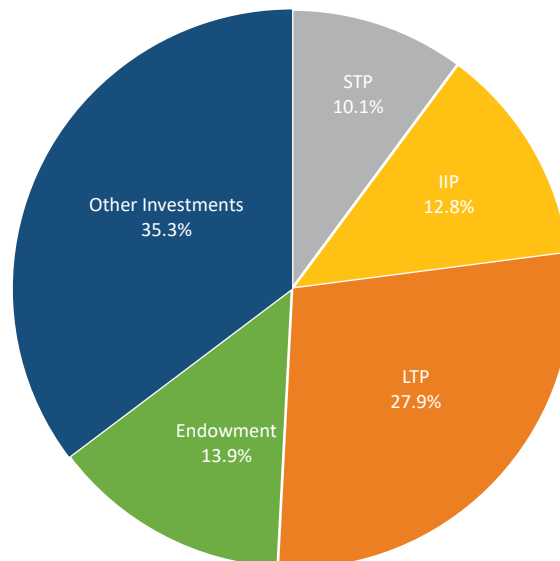
	Beginning Market Value	Ending Market Value	Ending Book Value	Accrued Interest	QTR Approx. Yield*	YTD Approx. Yield*
Short-Term Pool (STP) Investment Pool						
- Demand Deposit	\$ 2,251,939	\$ 2,747,866	\$ 2,747,866	\$ -	1.00%	** 1.00%
- Overnight Repurchase	-	5,465,623	5,465,623	-	0.28%	0.15%
- Demand Deposit Business Rate	7,704,947	4,045,612	4,045,612	-	1.60%	1.31%
- TexPool - Texas LGIP	1,698,127	1,203,239	1,203,239	-	1.63%	1.31%
- TexStar - Cash Reserve Fund	1,624,409	1,230,318	1,230,318	-	1.62%	1.31%
- TexasTerm - TexasDaily	964,512	1,720,055	1,720,055	-	1.62%	1.33%
- Morgan Stanley Prime MM Fund #8301	14,407,395	6,844,816	6,844,816	-	1.84%	1.51%
- Fidelity Prime MM Fund #2014	15,118,928	999,969	999,969	-	1.79%	1.49%
- Wells Fargo Heritage Sel MM Fund #3801	18,334,829	6,768,893	6,768,893	-	1.84%	1.52%
- JPMorgan Prime MM Fund #3605	3,963,419	1,966,057	1,966,057	-	1.79%	1.48%
- Federated Inst MM Fund #58	12,806,559	934,978	934,978	-	1.75%	1.50%
- Invesco G&A Inst #9925	4,343,949	5,115,225	5,115,225	-	1.54%	1.23%
Total STP Investment Pool	\$ 83,219,014	\$ 39,042,650	\$ 39,042,650	\$ -	1.71%	1.41%
Intermediate Investment Pool (IIP)						
- Fannie Mae 1.25% Bond (matures 7/26/2019)	\$ 4,930,450	\$ 4,960,675	\$ 5,021,875	\$ 21,875	1.25%	1.25%
- Fannie Mae 1.125% Bond (matures 7/26/2019)	4,185,081	4,204,642	4,265,757	16,734	1.15%	1.15%
- Vanguard S-T Corp. Bond Fund (VSTBX)	17,591,273	17,647,370	18,001,142	-	3.20%	2.71%
- Vanguard S-T Inv. Grade Bond Fund (VFSIX)	17,472,437	17,525,493	17,849,620	-	3.03%	2.60%
- Vanguard S-T Gov't. Bond Fund (VSBIX)	4,990,529	5,009,186	5,084,394	-	2.35%	1.94%
Total Intermediate Investment Pool	\$ 49,169,770	\$ 49,347,366	\$ 50,222,788	\$ 38,609	2.68%	2.30%
Debt Proceeds Pool						
- TexasTerm - 2015A - TexasDaily	\$ 957,956	\$ 961,903	\$ 961,903	\$ -	1.62%	1.33%
- TexasTerm - CP Proceeds - TexasDaily	4,336,348	4,354,215	4,354,215	-	1.62%	1.33%
- Fed Home LMC 1.45% Bond (matures 4/26/2019)	866,682	863,531	870,110	1,225	1.48%	1.48%
- Fed Home LMC 1.40% Bond (matures 4/26/2019)	1,332,536	1,327,990	1,338,686	1,820	1.42%	1.42%
- TexasTerm - 2017 A&B Bond Proceeds - Texas Daily	9,419,410	16,128,807	16,128,807	-	1.64%	1.42%
- TexasTerm - 2017 A&B Bond Proceeds - Term CP	30,989,457	18,036,007	18,036,007	36,007	1.81%	1.45%
Total Debt Proceeds Pool	\$ 47,902,389	\$ 41,672,453	\$ 41,689,728	\$ 39,052	1.74%	1.43%
Total STP, IIP and Debt Pools	\$ 180,291,173	\$ 130,062,469	\$ 130,955,165	\$ 77,662	1.98%	1.65%
Long-Term Investment Accounts						
UNT Long Term Investment Pool	\$ 107,705,337	\$ 107,422,469	\$ 91,500,000	\$ -	0.75%	6.33%
UNT Endowment	53,183,332	53,529,611	41,550,511	-	0.43%	5.70%
Total Long-Term Investments	\$ 160,888,669	\$ 160,952,080	\$ 133,050,511	\$ -	0.64%	6.12%
Total UNT Investments	\$ 341,179,842	\$ 291,014,549	\$ 264,005,677	\$ 77,662		
Other Investments for the Benefit of UNT						
UNT Foundation Fund - *not an asset of UNT	131,909,639	135,943,661	110,253,829	-	0.43%	5.70%
Total UNT and Other Investments	\$ 473,089,481	\$ 426,958,210	\$ 374,259,505	\$ 77,662		

* Yield is reported as an annual figure, Return is reported for the current period

** Earnings Allowance Rate up to the amount of bank fees incurred during period

University of North Texas Investment Portfolio Market Values - 05/31/2018

* Excludes Debt Proceeds



The attached report represents the investment portfolio of the University of North Texas Health Science Center for the period ending May 31, 2018, and is in compliance with Chapter 2256 of the Public Funds Investment Act and the Investment Strategy expressed in the UNT System’s Investment Policy.



Gregory R Anderson, CPA
Executive VP for Finance and Chief Financial Officer, UNT Health Science Center

7-19-18

Date

James Mauldin Digitally signed by James Mauldin
DN: cn=James Mauldin, o=UNT System, ou=Finance,
email=james.mauldin@untssystem.edu, c=US
Date: 2018.07.30 15:17:23 -0500

James Mauldin, CPA, CTP
Associate Vice Chancellor for Treasury, University of North Texas System

Date

University of North Texas Health Science Center
Investment Portfolio
 For the Quarter Ending May 31, 2018

Short-Term Pool (STP) Investment Pool

- Demand Deposit
- TexasTerm - TexasDaily
- TexStar - Cash Reserve Fund
- JPM Govt MMF 3915
- BlackRock Temp MMF 24
- Federated Prime MMF 10
- Morgan Stanley Prime MMF 8301
- Fidelity Prime MMF 2014

Total STP Investment Pool

Intermediate Investment Pool (IIP)

- Vanguard S-T Corp. Bond Fund (VSTBX)
- Vanguard S-T Inv. Grade Bond Fund (VFSIX)
- Fed Farm Cr Bank 1.67% Bond (matures 6/22/2020)

Total Intermediate Investment Pool

Debt Proceeds

- Fed Home LMC 1.45% Bond (matures 4/26/2019)
- Fed Home LMC 1.40% Bond (matures 4/26/2019)
- TexasTerm - 2017 A&B Bond Proceeds - Texas Daily
- TexasTerm - 2017 A&B Bond Proceeds - Term CP

Total Debt Proceeds

Total STP, IIP & Debt Pools

Long-Term Investments

- HSC Long Term Investment Pool
- HSC Malpractice Fund
- HSC Endowment Pool
- HSC TEF Endowment Fund

Total Long-Term Investments

Total HSC Investment Portfolio

Other Investments

- HSC Foundation - * not an asset of HSC

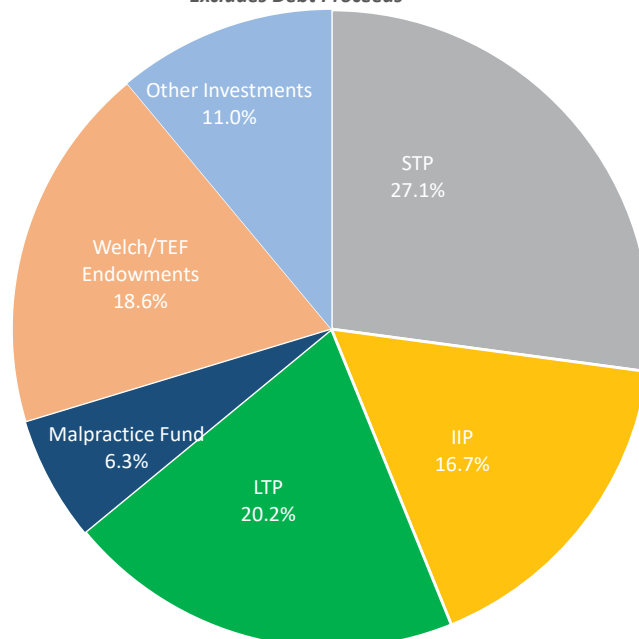
Total HSC and Other Investments

	Beginning Market Value	Ending Market Value	Ending Book Value	Accrued Interest	QTR Approx. Yield*	YTD Approx. Yield*
Total STP Investment Pool	\$ 48,552,006	\$ 48,198,041	\$ 48,198,041	\$ 61,117	1.39%	1.20%
Total Intermediate Investment Pool	\$ 29,640,611	\$ 29,726,958	\$ 30,364,016	\$ 36,879	2.90%	2.51%
Total Debt Proceeds	\$ 15,820,373	\$ 2,918,844	\$ 2,936,572	\$ 3,172	1.54%	1.31%
Total STP, IIP & Debt Pools	\$ 94,012,990	\$ 80,843,843	\$ 81,498,629	\$ 101,168	1.91%	1.60%
Total Long-Term Investments	\$ 80,907,119	\$ 80,119,225	\$ 73,471,597	\$ -	0.34%	5.17%
Total HSC Investment Portfolio	\$ 174,920,109	\$ 160,963,069	\$ 154,970,227	\$ 101,168		
Other Investments	19,081,797	19,607,334	18,190,026	-	-0.18%	4.74%
Total HSC and Other Investments	\$ 194,001,907	\$ 180,570,403	\$ 173,160,253	\$ 101,168		

* Yield is reported as an annual figure, Return is reported for the current period

** Earnings Allowance Rate up to the amount of bank fees incurred during period

University of North Texas HSC Investment Portfolio Market Values - 05/31/2018
 * Excludes Debt Proceeds



The attached report represents the investment portfolio of the University of North Texas at Dallas for the period ending May 31, 2018, and is in compliance with Chapter 2256 of the Public Funds Investment Act and the Investment Strategy expressed in the UNT System's Investment Policy.

James Main
Executive Vice President for Administration and Chief Financial Officer,
University of North Texas at Dallas

Date

James Mauldin

Digitally signed by James Mauldin
DN: cn=James Mauldin, o=UNT System,
ou=Finance,
email=james.mauldin@untsystem.edu, c=US
Date: 2018.07.30 15:16:16 -05'00'

James Mauldin, CPA, CTP
Associate Vice Chancellor for Treasury, University of North Texas System

Date

University of North Texas at Dallas
Investment Portfolio
For the Quarter Ending May 31, 2018

Short-Term Pool (STP) Investment Pool

- Demand Deposit	\$ 209,137	\$ 858,270	\$ 858,270	\$ -	1.00%	**	1.00%
- Overnight Repurchase	-	240,029	240,029	-	0.27%		0.13%
- TexPool - Texas LGIP	5,250,162	2,464,850	2,464,850	-	1.63%		1.31%
- TexStar - Cash Reserve Fund	3,016,261	2,680,255	2,680,255	-	1.62%		1.31%
Total STP Investment Pools	\$ 8,475,559	\$ 6,243,404	\$ 6,243,404	\$ -	1.56%		1.28%

Debt Proceeds

- TexStar CP Proceeds- Cash Reserve Fund	3,518,101	3,532,472	3,532,472	-	1.62%		1.31%
- Fed Home LMC 1.45% Bond (matures 4/26/2019)	779,819	776,984	782,896	1,102	1.48%		1.48%
- Fed Home LMC 1.40% Bond (matures 4/26/2019)	1,198,983	1,194,893	1,204,505	1,637	1.42%		1.42%
- TexasTerm 2017 A&B Bond Proceeds - Daily Fund	15,966,195	20,255,947	20,255,947	-	1.63%		1.43%
- TexasTerm 2017 A&B Bond Proceeds - Term CP	34,349,148	25,594,098	25,594,098	94,098	1.79%		1.47%
Total Debt Proceeds Pool	\$ 55,812,246	\$ 51,354,394	\$ 51,369,917	\$ 96,837	1.73%		1.45%

Total STP, IIP & Debt Pools

Beginning Market Value	Ending Market Value	Ending Book Value	Accrued Interest	QTR Approx. Yield*	YTD Approx. Yield*
\$ 209,137	\$ 858,270	\$ 858,270	\$ -	1.00%	**
-	240,029	240,029	-	0.27%	
5,250,162	2,464,850	2,464,850	-	1.63%	
3,016,261	2,680,255	2,680,255	-	1.62%	
\$ 8,475,559	\$ 6,243,404	\$ 6,243,404	\$ -	1.56%	
3,518,101	3,532,472	3,532,472	-	1.62%	
779,819	776,984	782,896	1,102	1.48%	
1,198,983	1,194,893	1,204,505	1,637	1.42%	
15,966,195	20,255,947	20,255,947	-	1.63%	
34,349,148	25,594,098	25,594,098	94,098	1.79%	
\$ 55,812,246	\$ 51,354,394	\$ 51,369,917	\$ 96,837	1.73%	
\$ 64,287,805	\$ 57,597,798	\$ 57,613,321	\$ 96,837	1.72%	1.44%

Long-Term Investments

UNT Long Term Investment Pool	\$ 6,250,943	\$ 6,234,526	\$ 5,496,792	\$ -	0.75%		6.33%
UNT Endowment	922,758	917,773	738,026	-	-0.09%		5.11%
Total Long-Term Investments	\$ 7,173,700	\$ 7,152,299	\$ 6,234,818	\$ -	0.64%		6.17%

Total UNT Dallas Investment Portfolio

Other Investments

Dallas Foundation Fund - *not an asset of UNTD	458,357	736,095	736,095	-			
--	---------	---------	---------	---	--	--	--

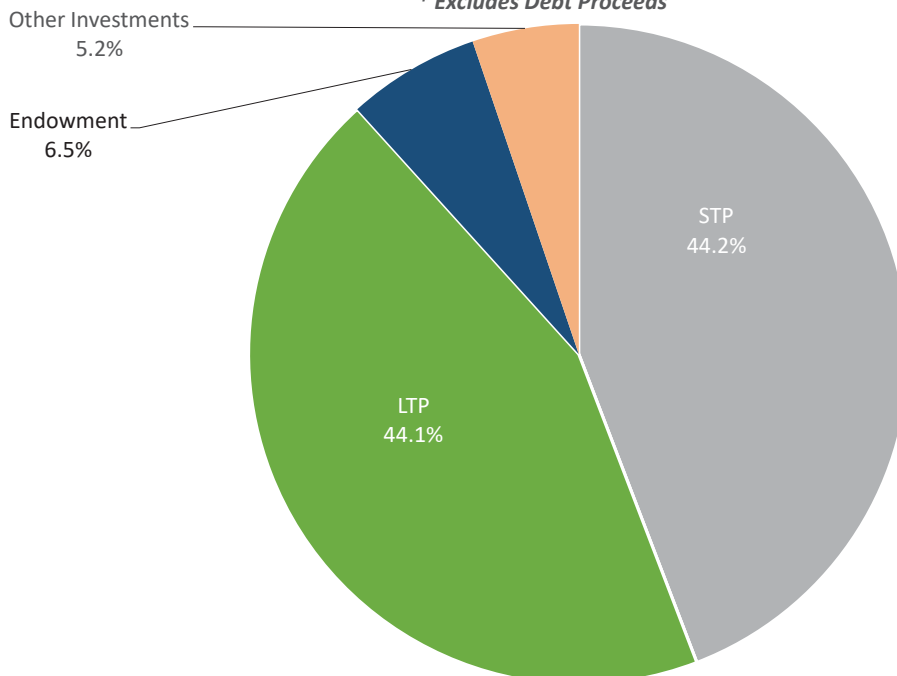
Total UNT Dallas and Other Investments

Ending Market Value	Ending Market Value	Ending Book Value	Accrued Interest	QTR Approx. Return*	YTD Approx. Return*
\$ 6,250,943	\$ 6,234,526	\$ 5,496,792	\$ -	0.75%	6.33%
922,758	917,773	738,026	-	-0.09%	5.11%
\$ 7,173,700	\$ 7,152,299	\$ 6,234,818	\$ -	0.64%	6.17%
\$ 71,461,506	\$ 64,750,097	\$ 63,848,140	\$ 96,837		
458,357	736,095	736,095	-		
\$ 71,919,862	\$ 65,486,192	\$ 64,584,235	\$ 96,837		

* Yield is reported as an annual figure, Return is reported for the current period

** Earnings Allowance Rate up to the amount of bank fees incurred during period

University of North Texas at Dallas Investment Portfolio Market Values - 05/31/2018
* Excludes Debt Proceeds



The attached report represents the investment portfolio of the University of North Texas System Administration for the period ending May 31, 2018, and is in compliance with Chapter 2256 of the Public Funds Investment Act and the Investment Strategy expressed in the UNT System’s Investment Policy.

James Mauldin

Digitally signed by James Mauldin
DN: cn=James Mauldin, o=UNT System,
ou=Office of the Vice Chancellor for Finance,
email=james.mauldin@untsystem.edu, c=US
Date: 2018.07.17 19:30:47 -05'00'

James Mauldin, CPA, CTP
Associate Vice Chancellor for Treasury, University of North Texas System

Date

Gary Rahlfs

Digitally signed by Gary Rahlfs
DN: cn=Gary Rahlfs, o=UNT System, ou=Vice Chancellor
for Finance, email=gary.rahlfs@untsystem.edu, c=US
Date: 2018.07.18 08:27:07 -05'00'

Gary Rahlfs
Vice Chancellor for Finance, University of North Texas System

Date

University of North Texas System
Investment Portfolio
For the Quarter Ending May 31, 2018

Short-Term Pool (STP) Investment Pool

- Demand Deposit
- Overnight Repurchase
- TexStar - Cash Reserve Fund
- TexasTerm - TexasDaily

Total STP Investment Pool

Debt Proceeds

- TexasTerm - CP Proceeds - TexasDaily
- Fed Home LMC 1.45% Bond (matures 4/26/2019)
- Fed Home LMC 1.40% Bond (matures 4/26/2019)
- TexasTerm - 2017 A&B Bond Proceeds - Texas Daily
- TexasTerm - 2017 A&B Bond Proceeds - Term CP

Total Debt Proceeds

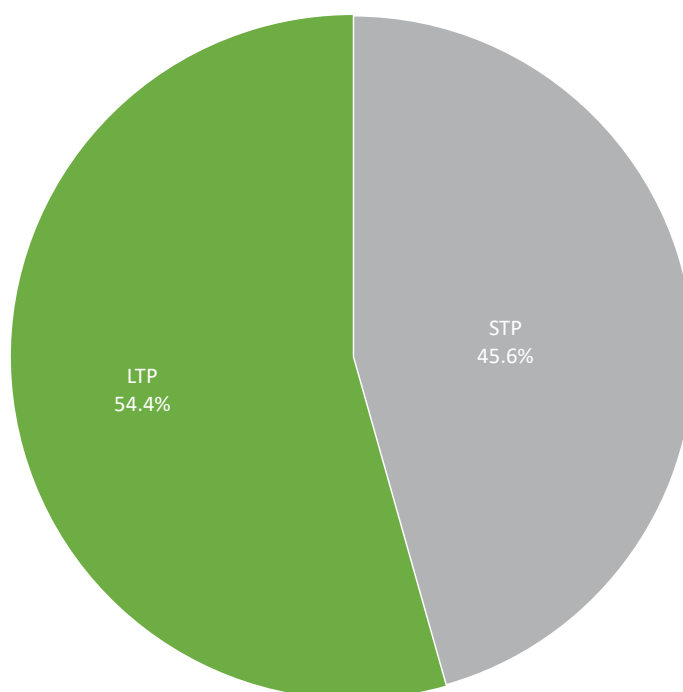
Total STP and Debt Pools

	Beginning Market Value	Ending Market Value	Ending Book Value	Accrued Interest	QTR Approx. Yield*	YTD Approx. Yield*
\$ 500,000	\$ 500,000	\$ 500,000	\$ -	1.00%	**	1.00%
1,331,746	1,141,503	1,141,503	-	0.21%		0.15%
1,466,312	927,078	927,078	-	1.62%		1.31%
2,871,999	2,488,810	2,488,810	-	1.62%		1.33%
\$ 6,170,057	\$ 5,057,390	\$ 5,057,390	\$ -	1.50%		1.27%
\$ 3,310,242	\$ 3,323,882	\$ 3,323,882	\$ -	1.62%		1.33%
691,660	689,146	694,395	978	1.48%		1.48%
1,063,438	1,059,810	1,068,344	1,452	1.42%		1.42%
17,064,885	11,566,584	11,566,584	-	1.60%		1.43%
27,476,291	26,598,079	26,598,079	98,079	1.82%		1.47%
\$ 49,606,516	\$ 43,237,500	\$ 43,251,284	\$ 100,509	1.73%		1.46%
\$ 55,776,573	\$ 48,294,891	\$ 48,308,674	\$ 100,509	1.70%		1.43%
Beginning Market Value	Ending Market Value	Ending Book Value		QTR Approx. Return*	YTD Approx. Return*	
\$ 6,045,367	\$ 6,029,490	\$ 5,273,231	\$ -	0.75%	6.33%	
\$ 6,045,367	\$ 6,029,490	\$ 5,273,231	\$ -	0.75%	6.33%	
\$ 61,821,940	\$ 54,324,380	\$ 53,581,906	\$ 100,509			

* Yield is reported as an annual figure, Return is reported for the current period

** Earnings Allowance Rate up to the amount of bank fees incurred during period

University of North Texas System Investment Portfolio Market Values - 05/31/2018
* Excludes Debt Proceeds



Capital Improvement Plan Status

UNT System FY 2018 Capital Improvement Plan Status

August 2018
(Report as of June 22, 2018)



Project Budget Status

Project Management Responsibility	Project No.	Project Name	Approved Budget	Expensed	Encumbered	Remaining Balance	
OFPC	16-1.20	College of Visual Arts and Design	\$ 70,000,000	\$ 36,647,016	\$ 27,316,408	\$ 6,036,576	
	16-1.84a	New Residence Hall - Phase 1	\$ 58,900,000	\$ 17,787,155	\$ 36,070,667	\$ 5,042,178	
	16-2.66	Coliseum Concourse Renovation	\$ 8,000,000	\$ 6,455,991	\$ 1,170,807	\$ 373,202	
	16-2.67	1500 I-35E Building	\$ 12,500,000	\$ 1,137,479	\$ 4,326,225	\$ 7,036,297	
	16-2.82	Track and Field Stadium	\$ 13,590,000	\$ 7,437,386	\$ 5,643,523	\$ 509,091	
	17-01-0005	Discovery Park Bio-Medical Engineering Addition	\$ 17,400,000	\$ 1,331,375	\$ 11,537,032	\$ 4,531,593	
	17-01-0010	New Classroom Building	\$ 25,100,000	\$ 25,000	\$ -	\$ 25,075,000	
	17-01-0011	Hickory Hall Renovation	\$ 8,800,000	\$ -	\$ -	\$ 8,800,000	
	18-01-0004	Art Building Roof Replacement	\$ 1,350,000	\$ -	\$ 30,630	\$ 1,319,370	
	18-01-0007	New Dining Hall	\$ 25,470,000	\$ 649,056	\$ 1,802,182	\$ 23,018,761	
	18-01-0008	Fouts Field Demolition, Parking, and Bus Transfer Station	\$ 14,000,000	\$ 447,851	\$ 506,740	\$ 13,045,410	
	18-01-0009	New Athletics Indoor Practice Facility	\$ 18,900,000	\$ 969,933	\$ 295,470	\$ 17,634,597	
	16-1.01	Student Learning and Success Center	\$ 63,000,000	\$ 19,016,275	\$ 34,940,226	\$ 9,043,499	
	16-1.40	Interdisciplinary Research Building	\$ 118,500,000	\$ 89,137,776	\$ 22,061,921	\$ 7,300,304	
	16-2.96	Research and Education (RES) Level 4	\$ 4,500,000	\$ 3,600	\$ -	\$ 4,496,400	
	17-03-0002	Medical Clinic	\$ 4,200,000	\$ -	\$ -	\$ 4,200,000	
	16-2.01	Renovate Dallas Municipal Building and Associated Law Buildings	\$ 56,000,000	\$ 18,818,856	\$ 26,821,476	\$ 10,359,668	
	UNT Facilities	2.20	Matthews Hall MEP	\$ 1,200,000	\$ 209,425	\$ 60,250	\$ 930,325
		2.21	Wooten Hall MEP	\$ 3,450,000	\$ 1,020,196	\$ 145,978	\$ 2,283,826
		2.33	Willis Library MEP	\$ 9,850,000	\$ 656,144	\$ 79,420	\$ 9,114,436
16-2.25		General Academic Building MEP and Interior Renovation	\$ 10,350,000	\$ 89,348	\$ 533,693	\$ 9,726,959	
16-2.50		Life Science Lab Exhaust Upgrade	\$ 5,950,000	\$ 188,800	\$ 244,325	\$ 5,516,875	
16-2.55		Discovery Park MEP Upgrade	\$ 20,600,000	\$ 1,062	\$ 325,000	\$ 20,273,938	
16-2.77		Wooten Hall Code Upgrade	\$ 4,760,000	\$ 332,809	\$ 3,799,829	\$ 627,362	
16-2.85		Sage Hall Academic Success Center	\$ 1,850,000	\$ 1,670,540	\$ 120,871	\$ 58,589	
17-01-0001		Terrill Hall MEP & Interior Renovation	\$ 7,300,000	\$ -	\$ -	\$ 7,300,000	
17-01-0002		Coliseum MEP Renovation	\$ 10,400,000	\$ -	\$ -	\$ 10,400,000	
17-01-0003		Kerr Hall MEP & Interior Renovation	\$ 5,790,000	\$ 3,591,717	\$ 1,596,344	\$ 601,939	
17-01-0004		USB MEP Renovation	\$ 3,600,000	\$ 27,934	\$ 322,066	\$ 3,250,000	
17-01-0006		Sage Hall Academic Success Center Phase II	\$ 2,920,000	\$ 1,041,846	\$ 1,309,998	\$ 568,156	
17-01-0007		Life Science Building 4th Floor Laboratories Renovation	\$ 7,000,000	\$ -	\$ -	\$ 7,000,000	
17-01-0008		Coliseum Roof Replacement	\$ 2,430,000	\$ -	\$ -	\$ 2,430,000	
17-01-0009		Off-Site Campus #2	\$ 1,500,000	\$ -	\$ -	\$ 1,500,000	
17-01-0012		Eagle Point Parking Lot #80	\$ 2,200,000	\$ 509,190	\$ 1,527,156	\$ 163,654	
18-01-0001		Maple Hall MEP & Renovation	\$ 4,380,000	\$ 1,599,981	\$ 2,684,620	\$ 95,399	
18-01-0002		Clark Hall Lobby Renovation	\$ 2,270,000	\$ 1,601	\$ 153,173	\$ 2,115,226	
18-01-0003		Sage Hall Academic Success Center Phase III	\$ 3,010,000	\$ -	\$ 239,845	\$ 2,770,155	
18-01-0005	Discovery Park Utility Capacity Upgrade	\$ 2,000,000	\$ 377,477	\$ 1,100,206	\$ 522,317		
18-01-0006	Music Building Courtyard Renovation	\$ 2,590,000	\$ 162,853	\$ 181,458	\$ 2,245,689		
HSC Facilities	17-03-0001	East Parking Garage Renovation	\$ 6,000,000	\$ -	\$ 600,000	\$ 5,400,000	
	18-03-0001	Gross Anatomy Laboratory Renovation	\$ 2,470,000	\$ 482,665	\$ 1,430,326	\$ 557,009	

UNT System FY 2018 Capital Improvement Plan Status

August 2018
(Report as of June 22, 2018)



Project Overview

Project Management Responsibility					
Project No.	Project Name	Scope	Schedule	Budget	
OFPC	16-1.20	College of Visual Arts and Design	●	●	●
	16-1.84a	New Residence Hall - Phase 1	●	●	●
	16-2.66	Coliseum Concourse Renovation	●	●	●
	16-2.67	1500 I-35E Building	●	●	●
	16-2.82	Track and Field Stadium	●	●	●
	17-01-0005	Discovery Park Bio-Medical Engineering Addition	●	●	●
	17-01-0010	New Classroom Building	●	●	●
	17-01-0011	Hickory Hall Renovation	●	●	●
	18-01-0004	Art Building Roof Replacement	●	●	●
	18-01-0007	New Dining Hall	●	●	●
	18-01-0008	Fouts Field Demolition, Parking, and Bus Transfer Station	●	●	●
	18-01-0009	New Athletics Indoor Practice Facility	●	●	●
	16-1.01	Student Learning and Success Center	●	●	●
	16-1.40	Interdisciplinary Research Building	●	●	●
	16-2.96	Research and Education (RES) Level 4	●	●	●
	17-03-0002	Medical Clinic	●	●	●
	16-2.01	Renovate Dallas Municipal Building and Associated Law Buildings	●	●	●
UNT Facilities	2.20	Matthews Hall MEP	●	●	●
	2.21	Wooten Hall MEP	●	●	●
	2.33	Willis Library MEP	●	●	●
	16-2.25	General Academic Building MEP and Interior Renovation	●	●	●
	16-2.50	Life Science Lab Exhaust Upgrade	●	●	●
	16-2.55	Discovery Park MEP Upgrade	●	●	●
	16-2.77	Wooten Hall Code Upgrade	●	●	●
	16-2.85	Sage Hall Academic Success Center	●	●	●
	17-01-0001	Terrill Hall MEP & Interior Renovation	●	●	●
	17-01-0002	Coliseum MEP Renovation	●	●	●
	17-01-0003	Kerr Hall MEP & Interior Renovation	●	●	●
	17-01-0004	USB MEP Renovation	●	●	●
	17-01-0006	Sage Hall Academic Success Center Phase II	●	●	●
	17-01-0007	Life Science Building 4th Floor Laboratories Renovation	●	●	●
	17-01-0008	Coliseum Roof Replacement	●	●	●
	17-01-0009	Off-Site Campus #2	●	●	●
	17-01-0012	Eagle Point Parking Lot #80	●	●	●
	18-01-0001	Maple Hall MEP & Renovation	●	●	●
	18-01-0002	Clark Hall Lobby Renovation	●	●	●
	18-01-0003	Sage Hall Academic Success Center Phase III	●	●	●
	18-01-0005	Discovery Park Utility Capacity Upgrade	●	●	●
	18-01-0006	Music Building Courtyard Renovation	●	●	●
HSC Facilities	17-03-0001	East Parking Garage Renovation	●	●	●
	18-03-0001	Gross Anatomy Laboratory Renovation	●	●	●

- No change from previous project update
- Minor Adjustment from previous project update
- Substantial change from previous project update
- Project On-Hold / Cancelled



FY2018 (in \$Million)

University of North Texas

Proj. No.	Project	Funding Source	Prior Yrs Budget	2018	2019	2020	2021	2022+	Total Project
Previously Approved Projects:									
System OFPC Managed Projects									
16-1.20	College of Visual Arts and Design	TRB	27.00	38.00	5.00				70.00
16-1.84a	New Residence Hall - Phase 1 (Amended)	RFS	17.04	28.68	13.18				58.90
16-2.66	Coliseum Concourse Renovation	RFS	5.50	2.50					8.00
16-2.67	1500 I-35 Building (Amended)	RFS	10.50	2.00					12.50
16-2.82	Track and Field Stadium (Amended)	RFS	4.00	5.90	2.00				13.59
		AUX			1.69				
17-01-0005	Discovery Park Bio-Medical Engineering Addition	RFS	2.00	15.40					17.40
17-01-0010	New Classroom Building	RFS		2.20	22.90				25.10
17-01-0011	Hickory Hall Renovation	RFS		0.80	8.00				8.80
18-01-0004	Art Building Roof Replacement	CP		1.35					1.35
18-01-0007	New Dining Hall	RFS	0.20	3.50	15.28	6.49			25.47
18-01-0008	Fouts Field Demolition, Parking, and Bus Transfer Station	RFS		2.00	12.00				14.00
18-01-0009	Athletic Indoor Practice Facility	RFS		1.50	9.90				18.90
		GIFT			7.50				
UNT Facilities Managed Projects									
2.20	Matthews Hall MEP (Amended)	HEAF	1.20						1.20
2.21	Wooten Hall MEP (Amended)	HEAF	3.45						3.45
2.33	Willis Library MEP (Amended)	HEAF	5.16	4.69					9.85
16-2.25	General Academic Building MEP & Interior Renovation (Amended)	HEAF	0.75						10.35
		RFS			9.60				
16-2.50	Life Science Lab Exhaust Upgrade (Amended)	HEAF	3.20	2.75					5.95
16-2.55	Discovery Park MEP Upgrade (Amended)	HEAF		1.00	9.00	10.00	0.60		20.60
16-2.77	Wooten Hall Code Upgrade (Amended)	HEAF	2.07	2.69					4.76
16-2.85	Sage Hall Academic Success Center	HEAF Reserve	1.85						1.85
17-01-0001	Terrill Hall MEP & Interior Renovation (Amended)	HEAF	0.55	0.25	6.50				7.30
17-01-0002	Coliseum MEP Renovation (Amended)	RFS			0.90	9.50			10.40
17-01-0003	Kerr Hall MEP & Interior Renovation (Amended)	AUX	2.10	3.69					5.79
		HEAF	0.30	3.30					
17-01-0004	USB MEP Renovation (Amended)	HEAF	0.30	3.30					3.60
17-01-0006	Sage Hall Academic Success Center Phase II (Amended)	HEAF Reserve	0.17						2.92
		HEAF		2.75					
17-01-0007	Life Science Building 4th Floor Laboratories Renovation (Amended)	RFS			0.70	6.30			7.00
17-01-0008	Coliseum Roof Replacement (Amended)	Local/Cash		2.43					2.43
17-01-0009	Off-Site Campus #2	Local/Cash	0.10	1.40					1.50
17-01-0012	Eagle Point Parking Lot #84	CP	2.20						2.20
18-01-0001	Maple Hall MEP & Renovation	AUX		4.38					4.38
18-01-0002	Clark Hall Lobby Renovation	AUX		0.17	2.10				2.27
18-01-0003	Sage Hall Academic Success Center Phase III	HEAF		0.26	2.75				3.01
18-01-0005	Discovery Park Utility Capacity Upgrade	HEAF		2.00					2.00
18-01-0006	Music Building Courtyard Renovation	HEAF	0.09	1.50					2.59
		GIFT			1.00				
Previously Approved Projects Total			89.43	137.09	129.30	26.69	6.90	-	389.41
New Projects for Approval:									
New Project for Approval Total			-	-	-	-	-	-	-
Planned Projects with Identified Funding Sources:									
01-0010	Administration Building Renovation	HEAF			1.70	7.20	10.00		18.90
01-0011	Curry Hall MEP	HEAF			0.52	5.25			5.77
01-0012	Underground Utility Repairs	HEAF			0.28	2.73			3.01
01-0013	PAC Foundation Repairs	HEAF				0.20	1.95		2.15



FY2018 (in \$Million)

University of North Texas

Proj. No.	Project	Funding Source	Prior Yrs Budget	2018	2019	2020	2021	2022+	Total Project
01-0014	Physical Education Building (PEB) MEP & Interior Renovation	HEAF				1.75	17.35		19.10
01-0015	Language Building MEP	HEAF			0.45	5.62	-		6.07
01-0016	Demo and Build New Business Svs Whse	AUX					1.25		1.25
01-0017	SRB MEP Renovation	HEAF				0.26	2.63		2.89
01-0018	RTFP MEP Renovation	HEAF			0.75	7.00			7.75
01-0019	Sage Hall Academic Success Center - Phase IV	HEAF			0.24	1.76			2.00
01-0020	Welch St Complex #2 Demolition	HEAF			1.50				1.50
01-0021	Chilton Classroom & Restrooms	HEAF			0.40	4.00			4.40
01-0022	Discovery Park Greenhouse Addition	RFS			3.00				3.00
01-0023	ESSC Envelope Upgrade	HEAF			7.80				7.80
01-0024	New Science & Tech Research Building	TRB				11.76	50.00	36.24	98.00
01-0025	Union Circle Drive Re-surface	AUX				2.00			2.00
01-0026	USB Interior Renovation	HEAF				0.25	2.50		2.75
Planned Projects with Identified Funding Sources Total			-	-	14.94	44.28	82.88	46.24	188.34
Planned Land Acquisitions									
3.01	Land Acquisitions per Master Plan	HEAF		1.00	1.50	1.50	1.50	1.50	7.00
Planned Land Acquisition Total			-	1.00	1.50	1.50	1.50	1.50	7.00
Capital Improvement Plan Total			89.43	138.09	145.74	72.47	91.28	47.74	584.75

Planned Project without Identified Funding Sources

New Construction:

- New Athletics Indoor Practice Facility
- New Sports Arena

Renovation:

- Athletic Center Renovation and Expansion
- Music Building Renovations

Summary by Funding Source

Funding Source	Prior Yrs Budget	2018	2019	2020	2021	2022+	Total
HEAF	16.77	22.19	31.69	42.02	33.73	11.50	157.90
HEAF Reserve	2.02	-	-	-	-	-	2.02
Tuition Revenue Bonds	27.00	38.00	5.00	11.76	50.00	36.24	168.00
Commercial Paper	2.20	1.35	-	-	-	-	3.55
Private Placement	-	-	-	-	-	-	-
Revenue Bonds	-	-	-	-	-	-	-
Revenue Financing System Bonds	39.24	64.48	96.76	16.69	6.30	-	223.47
Auxiliary Reserves	2.10	8.24	3.79	2.00	1.25	-	17.38
Grants	-	-	-	-	-	-	-
Student Fees	-	-	-	-	-	-	-
Housing Revenue	-	-	-	-	-	-	-
Gift/Donations	-	-	8.50	-	-	-	8.50
Annual Budget, Operating and Capital	0.10	3.83	-	-	-	-	3.93
Total	89.43	138.09	145.74	72.47	91.28	47.74	584.75

FY2018 (in \$Million)

University of North Texas Dallas

Proj. No.	Project	Funding Source	Prior Yrs Budget	2018	2019	2020	2021	2022+	Total Project
Previously Approved Projects:									
System OFPC Managed Projects									
16-1.01	Student Learning and Success Center	TRB	16.00	33.40	13.60				63.00
Previously Approved Projects Total			16.00	33.40	13.60	-	-	-	63.00
New Projects for Approval:									
New Project for Approval Total			-	-	-	-	-	-	-
Planned Projects with Identified Funding Sources:									
Planned Projects with Identified Funding Sources Total			-	-	-	-	-	-	-
Planned Land Acquisitions									
Planned Land Acquisition Total			-	-	-	-	-	-	-
Capital Improvement Plan Total			16.00	33.40	13.60	-	-	-	63.00

Planned Project without Identified Funding Sources

New Construction:

- Second Residence Hall
- STEM Building
- Business Technology Building
- Event Center
- Parking Garage
- Landmark Tower

Renovation:

Summary by Funding Source

Funding Source	Prior Yrs Budget	2018	2019	2020	2021	2022+	Total
HEAF	HEAF	-	-	-	-	-	-
HEAF Reserve	HEAF Reserve	-	-	-	-	-	-
Tuition Revenue Bonds	TRB	16.00	33.40	13.60	-	-	63.00
Commercial Paper	CP	-	-	-	-	-	-
Private Placement	PP	-	-	-	-	-	-
Revenue Bonds	RB	-	-	-	-	-	-
Revenue Financing System Bonds	RFS	-	-	-	-	-	-
Auxiliary Reserves	AUX	-	-	-	-	-	-
Grants	GRNT	-	-	-	-	-	-
Student Fees	SF	-	-	-	-	-	-
Housing Revenue	HR	-	-	-	-	-	-
Gift/Donations	GIFT	-	-	-	-	-	-
Annual Budget, Operating and Capital	Local/Cash	-	-	-	-	-	-
Total		16.00	33.40	13.60	-	-	63.00

FY2018 (in \$Million)

University of North Texas Health Science Center

Proj. No.	Project	Funding Source	Prior Yrs Budget	2018	2019	2020	2021	2022+	Total Project
Previously Approved Projects:									
System OFPC Managed Projects									
16-1.40	Interdisciplinary Research Building	TRB	35.70	44.30					118.50
		RFS	8.23	12.57	16.70				
		GIFT			1.00				
16-2.96	Research and Education (RES) Level 4	RFS	0.01		2.99	1.50			4.50
17-03-0002	Medical Clinic (Amended)	RFS			1.00	3.20			4.20
UNT HSC Facilities Managed Projects									
17-03-0001	East Parking Garage Renovation	RFS		0.40	5.60				6.00
18-03-0001	Gross Anatomy Laboratory Renovation	RFS		2.47					2.47
18-03-0002	1408 St. Louis Ave. Renovation	HEAF	0.30	1.65					1.95
Previously Approved Projects Total			44.24	61.39	27.29	4.70	-	-	137.62
New Projects for Approval:									
									-
New Project for Approval Total			-	-	-	-	-	-	-
Planned Projects with Identified Funding Sources:									
									-
Planned Projects with Identified Funding Sources Total			-	-	-	-	-	-	-
Planned Land Acquisitions									
3.01	Property Acquisition	HEAF		1.00					1.00
Planned Land Acquisition Total			-	1.00	-	-	-	-	1.00
Capital Improvement Plan Total			44.24	62.39	27.29	4.70	-	-	138.62

Planned Project without Identified Funding Sources

New Construction:
Parking Garage

Renovation:

Summary by Funding Source

Funding Source	Prior Yrs Budget	2018	2019	2020	2021	2022+	Total
HEAF	0.30	2.65	-	-	-	-	2.95
HEAF Reserve	-	-	-	-	-	-	-
Tuition Revenue Bonds	35.70	44.30	-	-	-	-	80.00
Commercial Paper	-	-	-	-	-	-	-
Private Placement	-	-	-	-	-	-	-
Revenue Bonds	-	-	-	-	-	-	-
Revenue Financing System Bonds	8.24	15.44	26.29	4.70	-	-	54.67
Auxiliary Reserves	-	-	-	-	-	-	-
Grants	-	-	-	-	-	-	-
Student Fees	-	-	-	-	-	-	-
Housing Revenue	-	-	-	-	-	-	-
Gift/Donations	-	-	1.00	-	-	-	1.00
Annual Budget, Operating and Capital	-	-	-	-	-	-	-
Total	44.24	62.39	27.29	4.70	0.00	0.00	138.62

UNIVERSITY of NORTH TEXAS SYSTEM



FY2018 (in \$Million)

University of North Texas System

Proj. No.	Project	Funding Source	Prior Yrs Budget	2018	2019	2020	2021	2022+	Total Project
Previously Approved Projects:									
System OFPC Managed Projects									
16-2.01	Renovate Dallas Municipal Bldg and Assoc Law Bldgs	TRB	12.54	25.20	18.26				56.00
Previously Approved Projects Total			12.54	25.20	18.26	-	-	-	56.00
New Projects for Approval:									
New Project for Approval Total			-	-	-	-	-	-	-
Planned Projects with Identified Funding Sources:									
04-0001	Renovation of the Municipal Building for Historical Exhibit	GIFT			3.50				3.50
Planned Projects with Identified Funding Sources Total			-	-	3.50	-	-	-	3.50
Planned Land Acquisitions									
Planned Land Acquisition Total			-	-	-	-	-	-	-
Capital Improvement Plan Total			12.54	25.20	21.76	-	-	-	59.50

Planned Project without Identified Funding Sources

New Construction:

Renovation:

System Building 8th Floor
 System Building Floors 2-4
 1900 Elm Street Lobby

Summary by Funding Source

	Funding Source	Prior Yrs Budget	2018	2019	2020	2021	2022+	Total
HEAF	HEAF	-	-	-	-	-	-	-
HEAF Reserve	HEAF Reserve	-	-	-	-	-	-	-
Tuition Revenue Bonds	TRB	12.54	25.20	18.26	-	-	-	56.00
Commercial Paper	CP	-	-	-	-	-	-	-
Private Placement	PP	-	-	-	-	-	-	-
Revenue Bonds	RB	-	-	-	-	-	-	-
Revenue Financing System Bonds	RFS	-	-	-	-	-	-	-
Auxiliary Reserves	AUX	-	-	-	-	-	-	-
Grants	GRNT	-	-	-	-	-	-	-
Student Fees	SF	-	-	-	-	-	-	-
Housing Revenue	HR	-	-	-	-	-	-	-
Gift/Donations	GIFT	-	-	3.50	-	-	-	3.50
Annual Budget, Operating and Capital	Local/Cash	-	-	-	-	-	-	-
Total		12.54	25.20	21.76	0.00	-	-	59.50

UNT System FY 2018 Capital Improvement Plan Status
 University of North Texas System Facilities Planning Construction
 August 2018
 (Reported as of June 22, 2018)



The planning, programming, design, and construction of the following (17) projects are managed by the UNT System Office of Facilities Planning and Construction (OFPC). All update information is provided by OFPC.

University of North Texas Campus

16-1.20 College of Visual Arts and Design

Current Project Status

Construction activities continue. Completion of the new facility is growing near with substantial completion date in July 2018. Owner provided equipment and furniture installation began in mid June and will continue through end of July with the majority of occupants moving in July 13th, 2018. Renovation of the existing facility is on track to begin in July 2018. The project remains in budget.

Project Budget

Approved Budget	\$	70,000,000	Expensed	\$	36,647,016
			Encumbered	\$	27,316,408
			Remaining Balance	\$	6,036,576

Major Project Contract Information

	Solicitation/Type of Contract	Selected Firm	HUB Participation
Architect	RFQ	Corgan	28.79%
Contractor	CMAR	Hunt Construction Group	7.62%
Contractor	-	-	-
Contractor	-	-	-

Project Schedule

Project Phase:	Construction				
Phase % Complete:	75%	Original CIP Schedule	Previously Reported	Current Projected	Actual
	Planning/Programming Complete	Dec-15	-	-	Jul-16
	Design Complete	Dec-16	-	-	Jun-17
	Construction Substantial Completion	Jun-18	Dec-18	Dec-18	-
	Construction End	Jul-18	Jan-19	Jan-19	-

16-1.84a New Residence Hall - Phase 1

Current Project Status

Construction continues for both the Residence Hall and the Tour Center. Structure and interior framing work is on-going in the Residence Hall and structure and interior for the Tour Center is complete. Masonry work at the Tour Center has begun and site utilities installation is nearing completion. The Residence Hall is on schedule to meet substantial completion date of February 2019 and the Tour Center is on schedule to meet a substantial completion date of November 2018.

Project Budget

Approved Budget	\$	58,900,000	Expensed	\$	17,787,155
			Encumbered	\$	36,070,667
			Remaining Balance	\$	5,042,178

Major Project Contract Information

	Solicitation/Type of Contract	Selected Firm	HUB Participation
Architect	RFQ	Jacobs Engineering	15.13%
Contractor	CMAR	JT Vaughn	4.25%
Contractor	-	-	-
Contractor	-	-	-

Project Schedule

Project Phase:	Construction				
Phase % Complete:	30%	Original CIP Schedule	Previously Reported	Current Projected	Actual
	Planning/Programming Complete	May-16	-	-	Jan-17
	Design Complete	Feb-17	-	-	Sep-17
	Construction Substantial Completion	May-18	Feb-19	Feb-19	-
	Construction End	Jun-18	Mar-19	Mar-19	-

UNT System FY 2018 Capital Improvement Plan Status
 University of North Texas System Facilities Planning Construction
 August 2018
 (Reported as of June 22, 2018)



16-2.66 Coliseum Concourse Renovation

Current Project Status

The concourse renovation successfully achieved substantial completion in time for Spring Commencement and high school graduations. Correction of punch list items is ongoing. Branding and UNT graphics have been approved by the committee and are in the early stages of procurement. Upon move-in, Basketball coaching staff found that their new office layout needed minor modifications to align with previous operations. Construction starts late June and is projected to be complete before the fall semester begins in early August. New furniture is being procured for the Basketball and Coliseum Administration office suites as well as the ticket offices and is projected to be installed prior to Fall semester.

Project Budget

Approved Budget	\$	8,000,000	Expensed	\$	6,455,991
			Encumbered	\$	1,170,807
			Remaining Balance	\$	373,202

Major Project Contract Information

	Solicitation/Type of		
	Contract	Selected Firm	HUB Participation
Architect	RFQ	Elements of Architecture	100.00%
Contractor	CMAR	Construction Zone	100.00%
Contractor	-	-	-
Contractor	-	-	-

Project Schedule

Project Phase:	Construction				
Phase % Complete:	90%	Original CIP Schedule	Previously Reported	Current Projected	Actual
	Planning/Programming Complete	Dec-15	-	-	Dec-15
	Design Complete	Oct-16	-	-	Apr-17
	Construction Substantial Completion	Aug-17	May-18	-	May-18
	Construction End	Sep-17	Jun-18	Jul-18	-

16-2.67 1500 I-35E Building

Current Project Status

The management of the design and construction of this project is split between UNT System Facilities and UNT Facilities. UNT System Facilities is responsible for the building envelope, core necessities and required infrastructure of the facility. UNT Facilities is responsible for the programming, design, and construction of the building interior and other improvements to the parking lot. Construction on the core and shell portion of this project continues. Existing electrical and HVAC equipment have been demolished. Structural roof supports have been corrected and are prepared to receive the new roof. Site utility work is underway in preparation for new building equipment. Core and shell are tracking the anticipated completion date of September 2018 at which time the facility will be handed over to UNT Facilities for the interior finish out and building occupancy. 100% construction documents for the interior renovation by UNT Facilities were received in June 2018. JT Vaughn is preparing the proposal for construction utilizing a Co-op.

Project Budget

Approved Budget	\$	12,500,000	Expensed	\$	1,137,479
			Encumbered	\$	4,326,225
			Remaining Balance	\$	7,036,297

Major Project Contract Information

	Solicitation/Type of		
	Contract	Selected Firm	HUB Participation
Architect	Sole Source	Corgan	14.00%
Contractor	CMAR	Pogue Construction	-
Contractor	Co-Op	JT Vaughn	-
Contractor	-	-	-

Project Schedule

Project Phase (UNT):	Design				
Phase % Complete:	100%				
Project Phase (OFPC):	Construction				
Phase % Complete:	20%	Original CIP Schedule	Previously Reported	Current Projected	Actual
	Planning/Programming Complete	Feb-16	-	-	Oct-16
	Design Complete	Nov-16	Jun-18	-	Jun-18
	Construction Substantial Completion	Aug-17	Dec-18	Dec-18	-
	Construction End	Sep-17	Jan-19	Jan-19	-

UNT System FY 2018 Capital Improvement Plan Status
 University of North Texas System Facilities Planning Construction
 August 2018
 (Reported as of June 22, 2018)



16-2.82 Track and Field Stadium

Current Project Status

Construction on the field house continues and is still tracking substantial completion July 2018. Building landscape and irrigation are currently being installed along with final sidewalk concrete pours. Track and Soccer Coaches and Staff are anticipated to relocate to the new building in August 2018. The Track and Soccer field construction has been delayed by approximately 8-10 weeks due to soil conditions under the track. Mitigation plans are in place and contractors are working diligently to correct current issues. This mitigation effort is requiring an increase of \$100,000 be added to the project budget. This increase will be presented as an amendment for approval at the Board of Regents August 2018 meeting. Completion for the track and soccer field is anticipated October 2018.

Project Budget

Approved Budget	\$	13,590,000		Expensed	\$	7,437,386
				Encumbered	\$	5,643,523
				Remaining Balance	\$	509,091

Major Project Contract Information

	Solicitation/Type of		
	Contract	Selected Firm	HUB Participation
Architect	RFQ	BRW Architects	27.01%
Contractor	CSP	Pogue Construction	13.75%
Contractor	-	-	-
Contractor	-	-	-

Project Schedule

Project Phase:	Construction				
Phase % Complete:	75%	Original CIP Schedule	Previously Reported	Current Projected	Actual
	Planning/Programming Complete	-	-	-	-
	Design Complete	Sep-16	-	-	Jun-17
	Construction Substantial Completion	Sep-17	Jul-18	-	Jul-18
	Construction End	Sep-17	Aug-18	Oct-18	-

17-01-0005 Discovery Park Bio-Medical Engineering Addition

Current Project Status

The Guaranteed Maximum Price (GMP) for construction was issued in April 2018. Construction began May 2, 2018. Site demolition and construction access drive is complete. Selective demolition of the existing project is in progress. The contractor is currently preparing to drill piers and then form first floor concrete slab. Construction is approximately 10% complete and currently on schedule for Substantial Completion for May 2019.

Approved Budget	\$	17,400,000		Expensed	\$	1,331,375
				Encumbered	\$	11,537,032
				Remaining Balance	\$	4,531,593

Major Project Contract Information

	Solicitation/Type of		
	Contract	Selected Firm	HUB Participation
Architect	RFQ	TreanorHL	12.79%
Contractor	CMAR	Sundt Construction	-
Contractor	-	-	-
Contractor	-	-	-

Project Schedule

Project Phase:	Construction				
Phase % Complete:	10%	Original CIP Schedule	Previously Reported	Current Projected	Actual
	Planning/Programming Complete	Mar-17	-	-	Jul-17
	Design Complete	May-18	-	-	Mar-18
	Construction Substantial Completion	May-19	May-19	May-19	-
	Construction End	Jun-19	Jun-19	Jun-19	-

UNT System FY 2018 Capital Improvement Plan Status
 University of North Texas System Facilities Planning Construction
 August 2018
 (Reported as of June 22, 2018)



17-01-0010 New Classroom Building

Current Project Status

UNT Campus administration has directed this project be placed on hold at the present time.

Project Budget

Approved Budget	\$ 25,100,000	Expensed	\$ 25,000
		Encumbered	\$ -
		Remaining Balance	\$ 25,075,000

Major Project Contract Information

	Solicitation/Type of		
	Contract	Selected Firm	HUB Participation
Architect	RFQ	TreanorHL	-
Contractor	-	-	-
Contractor	-	-	-
Contractor	-	-	-

Project Schedule

Project Phase:	Planning				
Phase % Complete:	0%	Original CIP Schedule	Previously Reported	Current Projected	Actual
	Planning/Programming Complete	Apr-17	TBD	TBD	-
	Design Complete	Apr-18	TBD	TBD	-
	Construction Substantial Completion	Jul-19	TBD	TBD	-
	Construction End	Aug-19	TBD	TBD	-

17-01-0011 Hickory Hall Renovation

Current Project Status

This project has been re-evaluated by UNT administration and it has been determined that this project will not move forward at this time. As a result, an amendment will be presented to the Board of Regents at the August 2018 meeting to remove this project from the CIP.

Project Budget

Approved Budget	\$ 8,800,000	Expensed	\$ -
		Encumbered	\$ -
		Remaining Balance	\$ 8,800,000

Major Project Contract Information

	Solicitation/Type of		
	Contract	Selected Firm	HUB Participation
Architect	-	-	-
Contractor	-	-	-
Contractor	-	-	-
Contractor	-	-	-

Project Schedule

Project Phase:	Planning				
Phase % Complete:	20%	Original CIP Schedule	Previously Reported	Current Projected	Actual
	Planning/Programming Complete	Feb-17	TBD	TBD	-
	Design Complete	Jan-18	TBD	TBD	-
	Construction Substantial Completion	Jul-19	TBD	TBD	-
	Construction End	Aug-19	TBD	TBD	-

UNT System FY 2018 Capital Improvement Plan Status
 University of North Texas System Facilities Planning Construction
 August 2018
 (Reported as of June 22, 2018)



18-01-0004 Art Building Roof Replacement

Current Project Status

The construction will be coordinated with construction activity for the new College of Visual Arts & Design building. The notice to proceed for construction is anticipated to be issued by the end of June 2018, with construction beginning in July 2018.

Project Budget

Approved Budget	\$	1,350,000	Expensed	\$	-
			Encumbered	\$	30,630
			Remaining Balance	\$	1,319,370

Major Project Contract Information

	Solicitation/Type of		
	Contract	Selected Firm	HUB Participation
Architect	IDIQ	Terracon	-
Contractor	Sole Source	Hunt Construction Group	-
Contractor	-	-	-
Contractor	-	-	-

Project Schedule

Project Phase:	Design				
Phase % Complete:	100%	Original CIP Schedule	Previously Reported	Current Projected	Actual
	Planning/Programming Complete	-	-	-	-
	Design Complete	Sep-17	-	-	Feb-18
	Construction Substantial Completion	Aug-18	Nov-18	Nov-18	-
	Construction End	Sep-18	Dec-18	Dec-18	-

18-01-0007 New Dining Hall

Current Project Status

100% Design Development Drawings were issued in June 2018. The design team and CMAR are in the process of reconciling the design development drawings to the project scope and budget.

Project Budget

Approved Budget	\$	25,470,000	Expensed	\$	649,056
			Encumbered	\$	1,802,182
			Remaining Balance	\$	23,018,761

Major Project Contract Information

	Solicitation/Type of		
	Contract	Selected Firm	HUB Participation
Architect	RFQ	Kirksey Architects	25.80%
Contractor	CMAR	Rogers-O'Brien Construction	-
Contractor	-	-	-
Contractor	-	-	-

Project Schedule

Project Phase:	Design				
Phase % Complete:	35%	Original CIP Schedule	Previously Reported	Current Projected	Actual
	Planning/Programming Complete	Sep-17	-	-	Nov-17
	Design Complete	Oct-18	Oct-18	Oct-18	-
	Construction Substantial Completion	Dec-19	Dec-19	Dec-19	-
	Construction End	Jan-20	Jan-20	Jan-20	-

UNT System FY 2018 Capital Improvement Plan Status
 University of North Texas System Facilities Planning Construction
 August 2018
 (Reported as of June 22, 2018)



18-01-0008 Fouts Field Demolition, Parking, and Bus Transfer Station

Current Project Status

Design is complete. Competitive Sealed Proposals (CSP) are currently being solicited for Construction. UNT System anticipates having a contract executed by late August. Demolition/Construction will begin soon after. The project is on time and within budget.

Project Budget

Approved Budget	\$	14,000,000		Expensed	\$	447,851
				Encumbered	\$	506,740
				Remaining Balance	\$	13,045,410

Major Project Contract Information

	Solicitation/Type of		
	Contract	Selected Firm	HUB Participation
Architect	RFQ	Huitt-Zollars	3.39%
Contractor	CSP	TBD	-
Contractor	-	-	-
Contractor	-	-	-

Project Schedule

Project Phase:	Design				
Phase % Complete:	100%	Original CIP Schedule	Previously Reported	Current Projected	Actual
	Planning/Programming Complete	-	-	-	-
	Design Complete	Aug-18	Aug-18	Aug-18	-
	Construction Substantial Completion	Nov-18	Aug-19	Aug-19	-
	Construction End	Dec-18	Sep-19	Sep-19	-

18-01-0009 New Athletics Indoor Practice Facility

Current Project Status

Design of the new facility is complete with 100% construction drawings and specifications prepared for solicitation via Competitive Sealed Proposal (CSP). The request for CSP will be released June 2018 with an anticipated notice to proceed for construction in August 2018.

Project Budget

Approved Budget	\$	18,900,000		Expensed	\$	969,933
				Encumbered	\$	295,470
				Remaining Balance	\$	17,634,597

Major Project Contract Information

	Solicitation/Type of		
	Contract	Selected Firm	HUB Participation
Architect	RFQ	Heery Architects	19.59%
Contractor	CSP	TBD	-
Contractor	-	-	-
Contractor	-	-	-

Project Schedule

Project Phase:	Design				
Phase % Complete:	100%	Original CIP Schedule	Previously Reported	Current Projected	Actual
	Planning/Programming Complete	Oct-17	-	-	Oct-17
	Design Complete	Jun-18	Jun-18	-	Jun-18
	Construction Substantial Completion	Jun-19	Jul-19	Jul-19	-
	Construction End	Jul-19	Jul-19	Jul-19	-

UNT System FY 2018 Capital Improvement Plan Status
 University of North Texas System Facilities Planning Construction
 August 2018
 (Reported as of June 22, 2018)



University of North Texas Dallas Campus

16-1.01 Student Learning and Success Center

Current Project Status

The concrete structural frame is complete. West wing steel roof is ongoing and East wing steel roof structure and roof decking are complete. East wing exterior wall framing is mostly complete and insulation is being applied, to be followed by masonry. Interior wall studs, MEP & Fire Suppression lines at east wing and promenade level are almost complete. Site work at Vista Court between Buildings 1 & Founders Hall has begun ahead of schedule, to minimize potential disruption during the Fall semester. Construction is currently on schedule for substantial completion in March 2019.

Project Budget

Approved Budget	\$	63,000,000	Expensed	\$	19,016,275
			Encumbered	\$	34,940,226
			Remaining Balance	\$	9,043,499

Major Project Contract Information

	Solicitation/Type of		
	Contract	Selected Firm	HUB Participation
Architect	RFQ	Moody Nolan	22.06%
Contractor	CMAR	Austin Commercial	3.64%
Contractor	-	-	-
Contractor	-	-	-

Project Schedule

Project Phase:	Construction				
Phase % Complete:	46%	Original CIP Schedule	Previously Reported	Current Projected	Actual
	Planning/Programming Complete	Jan-15	-	-	Jul-16
	Design Complete	Dec-16	-	-	Jun-17
	Construction Substantial Completion	Jun-19	Mar-19	Mar-19	-
	Construction End	Jul-19	May-19	May-19	-

University of North Texas Health Science Center Campus

16-1.40 Interdisciplinary Research Building

Current Project Status

Construction of the building is underway. Drywall is complete and painting is on-going on levels 3-5. The final cleaning has begun on Level 1. Terrazzo polishing is ongoing. Epoxy flooring installation is ongoing. The project is on schedule for an early substantial completion of September 2018. Furniture will be installed from September 3-October 15. Owner Occupancy will begin mid-October, ahead of schedule.

Project Budget

Approved Budget	\$	118,500,000	Expensed	\$	89,137,776
			Encumbered	\$	22,061,921
			Remaining Balance	\$	7,300,304

Major Project Contract Information

	Solicitation/Type of		
	Contract	Selected Firm	HUB Participation
Architect	RFQ	TreanorHL	36.19%
Contractor	CMAR	JT Vaughn	17.24%
Contractor	-	-	-
Contractor	-	-	-

Project Schedule

Project Phase:	Construction				
Phase % Complete:	90%	Original CIP Schedule	Previously Reported	Current Projected	Actual
	Planning/Programming Complete	Jul-15	-	-	Oct-15
	Design Complete	Aug-16	-	-	Oct-16
	Construction Substantial Completion	Dec-18	Nov-18	Sep-18	-
	Construction End	Dec-18	Dec-18	Oct-18	-

UNT System FY 2018 Capital Improvement Plan Status
 University of North Texas System Facilities Planning Construction
 August 2018
 (Reported as of June 22, 2018)



16-2.96 Research and Education (RES) Level 4

Current Project Status

UNTHSC has requested to delay this project until FY 19 until the IREB opens and departments are moved into the new building. This will allow the renovations to begin.

Project Budget

Approved Budget	\$	4,500,000	Expensed	\$	3,600
			Encumbered	\$	-
			Remaining Balance	\$	4,496,400

Major Project Contract Information

	Solicitation/Type of		
	Contract	Selected Firm	HUB Participation
Architect	-	-	-
Contractor	-	-	-
Contractor	-	-	-
Contractor	-	-	-

Project Schedule

Project Phase:	-				
Phase % Complete:	0%	Original CIP Schedule	Previously Reported	Current Projected	Actual
Planning/Programming Complete		Feb-16	TBD	TBD	-
Design Complete		Apr-16	TBD	TBD	-
Construction Substantial Completion		Dec-16	TBD	TBD	-
Construction End		Dec-16	TBD	TBD	-

17-03-0002 Medical Clinic

Current Project Status

After further consideration by UNTHSC administration, this project will not be proceeding forward at this time. An amendment to cancel this project will be presented to the Board of Regents at the August 2018 meeting.

Project Budget

Approved Budget	\$	4,200,000	Expensed	\$	-
			Encumbered	\$	-
			Remaining Balance	\$	4,200,000

Major Project Contract Information

	Solicitation/Type of		
	Contract	Selected Firm	HUB Participation
Architect	-	-	-
Contractor	-	-	-
Contractor	-	-	-
Contractor	-	-	-

Project Schedule

Project Phase:	Planning				
Phase % Complete:	0%	Original CIP Schedule	Previously Reported	Current Projected	Actual
Planning/Programming Complete		Dec-16	TBD	TBD	-
Design Complete		Aug-17	TBD	TBD	-
Construction Substantial Completion		May-18	TBD	TBD	-
Construction End		Jul-18	TBD	TBD	-

UNT System FY 2018 Capital Improvement Plan Status
 University of North Texas System Facilities Planning Construction
 August 2018
 (Reported as of June 22, 2018)



University of North Texas System

16-2.01 Renovate Dallas Municipal Building and Associated Law Buildings

Current Project Status

Installation of walls is in process on all levels. The closing of walls has begun on levels one and two. Mechanical/Electrical/Plumbing is in process on all floors. All mechanical equipment is on-site and being connected. Stair 1 is installed and in use, Stair 2 is in process. The Grand Stair has been closed off and plaster restoration has begun. The extension of the elevator shaft to the sub-basement is nearing completion. The delay from the elevator work did not impact the Substantial Completion date of February 9, 2019.

Project Budget

Approved Budget	\$	56,000,000	Expensed	\$	18,818,856
			Encumbered	\$	26,821,476
			Remaining Balance	\$	10,359,668

Major Project Contract Information

	Solicitation/Type of Contract	Selected Firm	HUB Participation
Architect	RFQ	Stantec	23.96%
Contractor	CMAR	Turner Construction	3.75%
Contractor	-	-	-
Contractor	-	-	-

Project Schedule

Project Phase:	Construction				
Phase % Complete:	50%	Original CIP Schedule	Previously Reported	Current Projected	Actual
	Planning/Programming Complete	Nov-15	-	-	Jun-16
	Design Complete	Dec-16	-	-	Apr-17
	Construction Substantial Completion	Aug-19	Feb-19	Feb-19	-
	Construction End	Aug-19	Mar-19	Mar-19	-

UNT System FY 2018 Capital Improvement Plan Status

University of North Texas Facilities

August 2018

(Reported as of June 22, 2018)



The planning, programming, design, and construction of the following (22) projects are managed by UNT Facilities. All update information is provided by UNT Facilities.

UNT Facilities Projects

2.20 Matthews Hall MEP

Current Project Status

The re-design of the electrical portion of this project completed in April 2018. The project is scheduled to post for bid in July 2018, and the procurement is expected to last 90 days via competitive sealed proposal. Current scope includes only electrical renovation, per the approved BOR Documents. The mechanical and plumbing scope has been removed from the project due to initial bids being over budget. Project budget has been reduced from \$4,200,000 to \$1,200,000. Construction scheduled to begin October 2018, and expected to last eight months. The Expensed amount has been reduced. PM Expenses have been refunded due to the reduced scope and budget. Project Schedule has been revised to account for procurement lead times and construction schedule.

Project Budget

Approved Budget	\$ 1,200,000	Expensed	\$ 209,425
		Encumbered	\$ 60,250
		Remaining Balance	\$ 930,325

Major Project Contract Information

	Solicitation/Type of		
	Contract	Selected Firm	HUB Participation
Architect	RFQ	Summit Consultants	14.00%
Contractor	CSP	TBD	-
Contractor	-	-	-
Contractor	-	-	-

Project Schedule

Project Phase:	Construction			
Phase % Complete:	0%	Original CIP Schedule	Previously Reported	Current Projected
	Planning/Programming Complete	-	-	-
	Design Complete	Mar-15	Apr-18	Apr-18
	Construction Substantial Completion	Apr-16	Jan-19	Apr-19
	Construction End	Apr-16	Feb-19	May-19

2.21 Wooten Hall MEP

Current Project Status

Construction Phase has started, fan and coil replacement for air handler was completed in January 2018. A Professional Services Amendment had to be written to Campos Engineering to redesign portions of the project to reduce construction cost and meet the approved budget. The redesign splits the MEP project into smaller parts to correct areas severely needing upgrade and replacement. The Construction schedule is adjusted based on estimated lead time for procuring new Construction on the adjusted scope.

Project Budget

	\$ 3,450,000	Expensed	\$ 1,020,196
		Encumbered	\$ 145,978
		Remaining Balance	\$ 2,283,826

Major Project Contract Information

	Solicitation/Type of		
	Contract	Selected Firm	HUB Participation
Architect	RFQ	Campos Engineering	100.00%
Contractor	State Contract	Entech	0.09%
Contractor	-	-	-
Contractor	-	-	-

Project Schedule

Project Phase:	Construction			
Phase % Complete:	50%	Original CIP Schedule	Previously Reported	Current Projected
	Planning/Programming Complete	-	-	-
	Design Complete	Aug-15	-	Nov-18
	Construction Substantial Completion	Mar-17	Feb-19	Aug-19
	Construction End	Mar-17	Mar-19	Sep-19

UNT System FY 2018 Capital Improvement Plan Status

University of North Texas Facilities

August 2018

(Reported as of June 22, 2018)



2.33 Willis Library MEP

Current Project Status

Project design completed June 15, 2018. Construction delivery will be via Request for Competitive Sealed Proposal (RFCSP) and is scheduled to post for bid in July 2018; procurement is expected to last 90 days. The project scope includes mechanical, electrical and plumbing renovations, the installation of a fire sprinkler system, and asbestos abatement. Construction will be scheduled in multiple phases and will take 23 months. The project completion has been adjusted to account for procurement lead times and a phased construction schedule.

Project Budget

Approved Budget	\$	9,850,000		Expensed	\$	656,144
				Encumbered	\$	79,420
				Remaining Balance	\$	9,114,436

Major Project Contract Information

	Solicitation/Type of		
	Contract	Selected Firm	HUB Participation
Architect	RFQ	Yaggi Engineering	100.00%
Contractor	CSP	TBD	-
Contractor	-	-	-
Contractor	-	-	-

Project Schedule

Project Phase:	Construction				
Phase % Complete:	0%	Original CIP Schedule	Previously Reported	Current Projected	Actual
	Planning/Programming Complete	-	-	-	May-15
	Design Complete	Nov-15	May-18	-	Jun-18
	Construction Substantial Completion	Mar-18	Jan-20	Jul-20	-
	Construction End	Mar-18	Feb-20	Aug-20	-

16-2.25 General Academic Building MEP and Interior Renovation

Current Project Status

Baird, Hampton & Brown was awarded a Professional Services Agreement for design through RFQ process with UNT System on February 16, 2018. The project design is currently underway. Revised schedule dates reflect the contract execution time. The scope includes a complete MEP renovation excluding the ITSS data center, including all air handling equipment, pumps, main switchgear, pad mounted transformer and associated electrical equipment.

Project Budget

Approved Budget	\$	10,350,000		Expensed	\$	89,348
				Encumbered	\$	533,693
				Remaining Balance	\$	9,726,959

Major Project Contract Information

	Solicitation/Type of		
	Contract	Selected Firm	HUB Participation
Architect	RFQ	Baird Hampton Brown	-
Contractor	-	-	-
Contractor	-	-	-
Contractor	-	-	-

Project Schedule

Project Phase:	Design				
Phase % Complete:	20%	Original CIP Schedule	Previously Reported	Current Projected	Actual
	Planning/Programming Complete	Dec-15	-	-	Dec-15
	Design Complete	Sep-16	Nov-18	Nov-18	-
	Construction Substantial Completion	Nov-17	Aug-20	Aug-20	-
	Construction End	Dec-17	Sep-20	Sep-20	-

UNT System FY 2018 Capital Improvement Plan Status

University of North Texas Facilities

August 2018

(Reported as of June 22, 2018)



16-2.50 Life Science Lab Exhaust Upgrade

Current Project Status

Estes McClure Associates was awarded a Professional Service Agreement utilizing an IDIQ contract. The completed life safety study on Life Science Building B generated the need for additional scope, which increased the budget by \$2.75M at the February 2018 Board of Regents meeting. The new scope requires two design packages and two Requests for Competitive Sealed Proposal bids. The preliminary completion schedule for the first design package for Life Science B is June 2018. The Construction contract is scheduled to be awarded in October 2018, and Substantial Completion in January 2019. The second design package will be for the Lab Ventilation System in Life Science A and design will be complete in September 2018. The Construction Contract is scheduled to be awarded in January 2019, and Substantial Completion in August 2019. After Life Science A and Life Science B are completed, a full complex Recommissioning will occur, including a Wind Study to ensure exhausted Lab Fumes are not reentering the building. The wind study is expected to complete January 2020.

Project Budget

Approved Budget	\$	5,950,000	Expensed	\$	188,800
			Encumbered	\$	244,325
			Remaining Balance	\$	5,516,875

Major Project Contract Information

	Solicitation/Type of Contract	Selected Firm	HUB Participation
Architect	IDIQ	Estes McClure Associates	-
Contractor	-	-	-
Contractor	-	-	-
Contractor	-	-	-

Project Schedule

Project Phase:	Design				
Phase % Complete:	95%	Original CIP Schedule	Previously Reported	Current Projected	Actual
	Planning/Programming Complete	Dec-15	-	-	Jan-16
	Design Complete	Sep-16	Oct-18	Sep-18	-
	Construction Substantial Completion	Nov-17	Dec-19	Aug-19	-
	Construction End	Dec-17	Jan-20	Jan-20	-

16-2.55 Discovery Park MEP Upgrade

Current Project Status

The facilities audit is complete, and design completion projected for Winter 2018. A 3rd party review of the Audit is required by the SECO, and will be accomplished via IDIQ provider, to be completed by July 15, 2018.

Project Budget

Approved Budget	\$	20,600,000	Expensed	\$	1,062
			Encumbered	\$	325,000
			Remaining Balance	\$	20,273,938

Major Project Contract Information

	Solicitation/Type of Contract	Selected Firm	HUB Participation
Architect	RFQ	Siemens	-
Contractor	-	-	-
Contractor	-	-	-
Contractor	-	-	-

Project Schedule

Project Phase:	Design				
Phase % Complete:	15%	Original CIP Schedule	Previously Reported	Current Projected	Actual
	Planning/Programming Complete	Dec-15	-	-	Dec-16
	Design Complete	Sep-16	Dec-18	Dec-18	-
	Construction Substantial Completion	Jul-18	Nov-20	Nov-20	-
	Construction End	Aug-18	Dec-20	Dec-20	-

UNT System FY 2018 Capital Improvement Plan Status

University of North Texas Facilities

August 2018

(Reported as of June 22, 2018)



16-2.77 Wooten Hall Code Upgrade

Current Project Status

Project design completed in November 2017. The Request for Proposal (RFP) evaluation was completed March 26, 2018. Contractor selection has occurred, and the construction contract was received after scheduled construction start date. Construction contract completion is being revised due to delayed executed Construction Contract Agreement.

Project Budget

Approved Budget	\$	4,760,000		Expensed	\$	332,809
				Encumbered	\$	3,799,829
				Remaining Balance	\$	627,362

Major Project Contract Information

	Solicitation/Type of		
	Contract	Selected Firm	HUB Participation
Architect	IDIQ	HDR	0.00%
Contractor	CSP	JT Vaughn	-
Contractor	-	-	-
Contractor	-	-	-

Project Schedule

Project Phase:	Construction				
Phase % Complete:	0%	Original CIP Schedule	Previously Reported	Current Projected	Actual
	Planning/Programming Complete	Feb-16	-	-	Dec-16
	Design Complete	Aug-16	-	-	Nov-17
	Construction Substantial Completion	Oct-17	Dec-18	Dec-18	-
	Construction End	Nov-17	Jan-19	Jan-19	-

16-2.85 Sage Hall Academic Success Center

Current Project Status

As of May 18, 2018, construction was complete.

Project Budget

Approved Budget	\$	1,850,000		Expensed	\$	1,670,540
				Encumbered	\$	120,871
				Remaining Balance	\$	58,589

Major Project Contract Information

	Solicitation/Type of		
	Contract	Selected Firm	HUB Participation
Architect	IDIQ	Corgan	10.04%
Contractor	Co-Op	JT Vaughn	51.72%
Contractor	-	-	-
Contractor	-	-	-

Project Schedule

Project Phase:	Construction				
Phase % Complete:	100%	Original CIP Schedule	Previously Reported	Current Projected	Actual
	Planning/Programming Complete	-	-	-	-
	Design Complete	Mar-16	-	-	Apr-17
	Construction Substantial Completion	Dec-17	-	-	Apr-18
	Construction End	Dec-17	May-18	-	May-18

UNT System FY 2018 Capital Improvement Plan Status

University of North Texas Facilities

August 2018

(Reported as of June 22, 2018)



17-01-0001 Terrill Hall MEP & Interior Renovation

Current Project Status

Request for Qualifications received February 2018. TLC Architecture is recommended as the design consultant. The initial proposal which was received in June 2018 is being revised for content and verbiage. Expected agreement date with TLC Architecture is revised to July 2018 due to Professional Agreement Proposal changes.

Project Budget

Approved Budget	\$	7,300,000	Expensed	\$	-
			Encumbered	\$	-
			Remaining Balance	\$	7,300,000

Major Project Contract Information

	Solicitation/Type of		
	Contract	Selected Firm	HUB Participation
Architect	RFQ	TLC Architecture	-
Contractor	-	-	-
Contractor	-	-	-
Contractor	-	-	-

Project Schedule

Project Phase:	Design				
Phase % Complete:	0%	Original CIP Schedule	Previously Reported	Current Projected	Actual
	Planning/Programming Complete	-	-	-	-
	Design Complete	Jul-17	Jan-19	Apr-19	-
	Construction Substantial Completion	Aug-18	May-20	May-20	-
	Construction End	Aug-18	Jun-20	Jun-20	-

17-01-0002 Coliseum MEP Renovation

Current Project Status

The funding for the project was adjusted in August 2017 to begin University fiscal year 2019. The planned project schedule is in alignment with the funding as approved by the Board of Regents.

Project Budget

Approved Budget	\$	10,400,000	Expensed	\$	-
			Encumbered	\$	-
			Remaining Balance	\$	10,400,000

Major Project Contract Information

	Solicitation/Type of		
	Contract	Selected Firm	HUB Participation
Architect	RFQ	-	-
Contractor	-	-	-
Contractor	-	-	-
Contractor	-	-	-

Project Schedule

Project Phase:	Programming				
Phase % Complete:	2%	Original CIP Schedule	Previously Reported	Current Projected	Actual
	Planning/Programming Complete	-	-	Nov-18	-
	Design Complete	Sep-17	Nov-19	Nov-19	-
	Construction Substantial Completion	May-19	Aug-21	Aug-21	-
	Construction End	Jun-19	Sep-21	Sep-21	-

UNT System FY 2018 Capital Improvement Plan Status

University of North Texas Facilities

August 2018

(Reported as of June 22, 2018)



17-01-0003 Kerr Hall MEP & Interior Renovation

Current Project Status

A Cooperative Contract for a prime mechanical contractor to complete the remaining scope of work was executed April 16, 2018. Mechanical equipment installations are currently underway; however, material lead times delayed the commencement of this work and the current schedule for substantial completion is under review.

Project Budget

Approved Budget	\$	5,790,000	Expensed	\$	3,591,717
			Encumbered	\$	1,596,344
			Remaining Balance	\$	601,939

Major Project Contract Information

	Solicitation/Type of		
	Contract	Selected Firm	HUB Participation
Architect	IDIQ	SSR	-
Contractor	State Contract	Live Systems	-
Contractor	State Contract	Entech	-
Contractor	-	-	-

Project Schedule

Project Phase:	Construction				
Phase % Complete:	70%	Original CIP Schedule	Previously Reported	Current Projected	Actual
	Planning/Programming Complete	-	-	-	-
	Design Complete	Dec-16	-	-	Dec-16
	Construction Substantial Completion	Aug-18	Dec-18	Dec-18	-
	Construction End	Aug-18	Jan-19	Jan-19	-

17-01-0004 USB MEP Renovation

Current Project Status

The Professional Design Service was previously reported to start February 2018 and complete August 2018. The design firm Professional Services Agreement was finalized March 2, 2018, resulting in a delay to the commencement of design. The design and construction schedules are revised to account for the delayed start. The energy model and complete building assessment was completed and presented to facilities leadership in June 2018. From this assessment, the scope was altered and an amendment to do the design contract is being processed. MEP designer is working to complete schematic drawings of the original scope, and the additional scope design will be added after approval of the design contract amendment.

Project Budget

Approved Budget	\$	3,600,000	Expensed	\$	27,934
			Encumbered	\$	322,066
			Remaining Balance	\$	3,250,000

Major Project Contract Information

	Solicitation/Type of		
	Contract	Selected Firm	HUB Participation
Architect	RFQ	M.E. Group, Inc	-
Contractor	-	-	-
Contractor	-	-	-
Contractor	-	-	-

Project Schedule

Project Phase:	Design				
Phase % Complete:	5%	Original CIP Schedule	Previously Reported	Current Projected	Actual
	Planning/Programming Complete	-	-	-	-
	Design Complete	Aug-17	Oct-18	Mar-19	-
	Construction Substantial Completion	Dec-18	Oct-19	Jan-20	-
	Construction End	Dec-18	Nov-19	Feb-20	-

UNT System FY 2018 Capital Improvement Plan Status

University of North Texas Facilities

August 2018

(Reported as of June 22, 2018)



17-01-0006 Sage Hall Academic Success Center Phase II

Current Project Status

Demolition and abatement of the Student Academic Success Center Phase II renovation are underway. Construction and furniture installation are ongoing. The Construction administration is on track to meet the current projected completion schedule.

Project Budget

Approved Budget	\$	2,920,000	Expensed	\$	1,041,846
			Encumbered	\$	1,309,998
			Remaining Balance	\$	568,156

Major Project Contract Information

	Solicitation/Type of Contract	Selected Firm	HUB Participation
Architect	IDIQ	Corgan	-
Contractor	Co-Op	JT Vaughn	17.11%
Contractor	-	-	-
Contractor	-	-	-

Project Schedule

Project Phase:	Construction				
Phase % Complete:	85%	Original CIP Schedule	Previously Reported	Current Projected	Actual
	Planning/Programming Complete	Jul-17	-	-	Apr-17
	Design Complete	Dec-17	-	-	Nov-17
	Construction Substantial Completion	Aug-18	Jul-18	Jul-18	-
	Construction End	Aug-18	Aug-18	Aug-18	-

17-01-0007 Life Science Building 4th Floor Laboratories Renovation

Current Project Status

Portions of the project were added to the 16-2.50 Life Science Lab Exhaust Upgrade project. The BOR approved the amendment to the 16-2.50 Life Science Lab Exhaust Upgrade project on February 2, 2018. UNT Leadership reviewed the remaining project scope and decided to cancel the project.

Project Budget

Approved Budget	\$	7,000,000	Expensed	\$	-
			Encumbered	\$	-
			Remaining Balance	\$	7,000,000

Major Project Contract Information

	Solicitation/Type of Contract	Selected Firm	HUB Participation
Architect	-	-	-
Contractor	-	-	-
Contractor	-	-	-
Contractor	-	-	-

Project Schedule

Project Phase:	Planning				
Phase % Complete:	50%	Original CIP Schedule	Previously Reported	Current Projected	Actual
	Planning/Programming Complete	Jan-17	TBD	TBD	-
	Design Complete	Sep-17	TBD	TBD	-
	Construction Substantial Completion	Jul-18	TBD	TBD	-
	Construction End	Aug-18	TBD	TBD	-

UNT System FY 2018 Capital Improvement Plan Status

University of North Texas Facilities

August 2018

(Reported as of June 22, 2018)



17-01-0008 Coliseum Roof Replacement

Current Project Status

This project will replace the Coliseum roof and metal parapet surrounding the facility. Planning completed in January 2017. It was subsequently determined that a more economical roofing system could reduce the overall project budget. The Board of Regents approved the reduction of the project budget in August 2017. The Co-operative purchasing method was accepted, based on the proposed reduced design. The design was finalized in March 2018. The department and contractor are negotiating proposals to align with the design, availability of local funds, and building access.

Project Budget

Approved Budget	\$	2,430,000	Expensed	\$	-
			Encumbered	\$	-
			Remaining Balance	\$	2,430,000

Major Project Contract Information

	Solicitation/Type of		
	Contract	Selected Firm	HUB Participation
Architect	-	-	-
Contractor	Co-Op	TBD	-
Contractor	-	-	-
Contractor	-	-	-

Project Schedule

Project Phase:	Design				
Phase % Complete:	100%	Original CIP Schedule	Previously Reported	Current Projected	Actual
	Planning/Programming Complete	Jan-17	-	-	Jan-17
	Design Complete	Jul-17	Mar-18	-	Mar-18
	Construction Substantial Completion	May-18	Dec-18	Mar-19	-
	Construction End	May-18	Dec-18	Apr-19	-

17-01-0009 Off-Site Campus #2

Current Project Status

Consideration of sites and requirements are currently underway with UNT staff. This project has been placed on hold.

Project Budget

Approved Budget	\$	1,500,000	Expensed	\$	-
			Encumbered	\$	-
			Remaining Balance	\$	1,500,000

Major Project Contract Information

	Solicitation/Type of		
	Contract	Selected Firm	HUB Participation
Architect	-	-	-
Contractor	-	-	-
Contractor	-	-	-
Contractor	-	-	-

Project Schedule

Project Phase:	Planning				
Phase % Complete:	0%	Original CIP Schedule	Previously Reported	Current Projected	Actual
	Planning/Programming Complete	Jan-17	TBD	TBD	-
	Design Complete	Aug-17	TBD	TBD	-
	Construction Substantial Completion	Jul-18	TBD	TBD	-
	Construction End	Aug-18	TBD	TBD	-

UNT System FY 2018 Capital Improvement Plan Status

University of North Texas Facilities

August 2018

(Reported as of June 22, 2018)



17-01-0012 Eagle Point Parking Lot #80

Current Project Status

JT Vaughn began Construction in mid-April and is currently at 30% complete. Substantial completion planned for the beginning of August.

Project Budget

Approved Budget	\$	2,200,000	Expensed	\$	509,190
			Encumbered	\$	1,527,156
			Remaining Balance	\$	163,654

Major Project Contract Information

	Solicitation/Type of		
	Contract	Selected Firm	HUB Participation
Architect	IDIQ	Smith GroupJJR	40.74%
Contractor	Co-Op	JT Vaughn	-
Contractor	-	-	-
Contractor	-	-	-

Project Schedule

Project Phase:	Construction				
Phase % Complete:	30%	Original CIP Schedule	Previously Reported	Current Projected	Actual
	Planning/Programming Complete	May-17	-	-	May-17
	Design Complete	Jul-17	-	-	Dec-17
	Construction Substantial Completion	Dec-17	Aug-18	Aug-18	-
	Construction End	Dec-17	Sep-18	Sep-18	-

18-01-0001 Maple Hall MEP & Renovation

Current Project Status

UNT Campus In-house resources have completed the programming scope. The mechanical portions of this project were procured utilizing a cooperative purchasing agreement. The mechanical scope of work began May 14, to upgrade all 14 air handling units and two heating boilers along with upgrading existing switchgear and related distribution panels, wiring, conduit, and devices. The fire suppression system phase is addressed separately through a design-build RFP. The issuance of contract was delayed affecting the project completion. The Fire Suppression work will now be completed in 2 stages to accommodate the student occupants. The first phase is underway and will end in August 2018. The second half of the fire suppression work consists of the electrical and water connections; this work will start during winter break and complete when the students return for spring semester.

Project Budget

Approved Budget	\$	4,380,000	Expensed	\$	1,599,981
			Encumbered	\$	2,684,620
			Remaining Balance	\$	95,399

Major Project Contract Information

	Solicitation/Type of		
	Contract	Selected Firm	HUB Participation
Architect	-	-	-
Contractor	Co-Op	Entech Sales & Services	-
Contractor	Co-Op	Mid-South Fire Solutions	-
Contractor	-	-	-

Project Schedule

Project Phase:	Construction				
Phase % Complete:	50%	Original CIP Schedule	Previously Reported	Current Projected	Actual
	Planning/Programming Complete	-	-	-	-
	Design Complete	Dec-17	-	-	Mar-18
	Construction Substantial Completion	Aug-18	Aug-18	Jan-19	-
	Construction End	Sep-18	Sep-18	Feb-19	-

UNT System FY 2018 Capital Improvement Plan Status

University of North Texas Facilities

August 2018

(Reported as of June 22, 2018)



18-01-0002 Clark Hall Lobby Renovation

Current Project Status

Initial in-house programming began September 2017. TreanorHL has been selected to complete the Programming and provide the design services via an IDIQ contract proposal. TreanorHL received the executed Professional Service Agreement March 23, 2018 and programming completed in June 27, 2018. Professional is providing a cost estimate based on preliminary scope and will follow with design once their costs are reviewed. The Design completion is planned for November 2018.

Project Budget

Approved Budget	\$	2,270,000	Expensed	\$	1,601
			Encumbered	\$	153,173
			Remaining Balance	\$	2,115,226

Major Project Contract Information

	Solicitation/Type of		
	Contract	Selected Firm	HUB Participation
Architect	IDIQ	TreanorHL	-
Contractor	-	-	-
Contractor	-	-	-
Contractor	-	-	-

Project Schedule

Project Phase:	Design				
Phase % Complete:	0%	Original CIP Schedule	Previously Reported	Current Projected	Actual
	Planning/Programming Complete	Nov-17	Jun-18	-	Jun-18
	Design Complete	Mar-18	Nov-18	Nov-18	-
	Construction Substantial Completion	Aug-18	Aug-19	Aug-19	-
	Construction End	Sep-18	Sep-19	Sep-19	-

18-01-0003 Sage Hall Academic Success Center Phase III

Current Project Status

The professional service agreement was executed March 26, 2018, thus delaying the programming completion. Programming is 85% complete. Design issue set of drawings are due August 2018. Construction has not started. Vaughn to be retained via state-approved cooperative purchasing contract.

Project Budget

Approved Budget	\$	3,010,000	Expensed	\$	-
			Encumbered	\$	239,845
			Remaining Balance	\$	2,770,155

Major Project Contract Information

	Solicitation/Type of		
	Contract	Selected Firm	HUB Participation
Architect	IDIQ	Corgan	-
Contractor	-	-	-
Contractor	-	-	-
Contractor	-	-	-

Project Schedule

Project Phase:	Design				
Phase % Complete:	60%	Original CIP Schedule	Previously Reported	Current Projected	Actual
	Planning/Programming Complete	Apr-18	Apr-18	-	Jun-18
	Design Complete	Aug-18	Aug-18	Aug-18	-
	Construction Substantial Completion	Jan-19	Apr-19	Apr-19	-
	Construction End	Feb-19	May-19	May-19	-

UNT System FY 2018 Capital Improvement Plan Status

University of North Texas Facilities

August 2018

(Reported as of June 22, 2018)



18-01-0005 Discovery Park Utility Capacity Upgrade

Current Project Status

Phase 1 includes purchasing and installing a new chiller in May 2018. Phase 2 provides design and contracting to provide minimum required electrical service to the location of new Biomedical Engineering Addition, as dictated by the Biomedical Addition construction schedule. Phase 3 includes additional electrical infrastructure upgrades at Discovery Park and will be completed by May 2019. The planning process is complete, and Phase 2 design is underway. Planned electrical power shutdown for the entire building to Support Phase 1 construction scheduled for August 2018. Phase 1 construction completion anticipated September 2018. Phase 2 electrical power for new Biomedical Engineering Addition construction has started and will be available no later than September 2018. Phase 3 construction to begin after September 2018.

Project Budget

Approved Budget	\$	2,000,000		Expensed	\$	377,477
				Encumbered	\$	1,100,206
				Remaining Balance	\$	522,317

Major Project Contract Information

	Solicitation/Type of		
	Contract	Selected Firm	HUB Participation
Architect	IDIQ	Campos Engineering	100.00%
Contractor	Co-Op	Brandt Companies, LLC	-
Contractor	-	-	-
Contractor	-	-	-

Project Schedule

Project Phase:	Construction				
Phase % Complete:	22%	Original CIP Schedule	Previously Reported	Current Projected	Actual
	Planning/Programming Complete	-	-	-	Oct-17
	Design Complete	Feb-18	-	-	Jan-18
	Construction Substantial Completion	May-19	May-19	May-19	-
	Construction End	Jun-19	Jun-19	Jun-19	-

18-01-0006 Music Building Courtyard Renovation

Current Project Status

A feasibility and planning study by GSBS Architects was completed in 2017. Music Department obtained donation funding, and the project scope modified to allow the project to move forward. SmithGroup JJR Architects has been selected via an IDIQ contract to provide design and construction documents. Their proposal was accepted, and a purchase order was issued for their services in June 2018. The initial design meeting was held on June 11, 2018, with SmithGroup, the Music Department, and Facilities in attendance. Design and construction documents are scheduled for completion by October 2018.

Project Budget

Approved Budget	\$	2,590,000		Expensed	\$	162,853
				Encumbered	\$	181,458
				Remaining Balance	\$	2,245,689

Major Project Contract Information

	Solicitation/Type of		
	Contract	Selected Firm	HUB Participation
Architect	IDIQ	Smith GroupJJR	19.94%
Contractor	-	-	-
Contractor	-	-	-
Contractor	-	-	-

Project Schedule

Project Phase:	Design				
Phase % Complete:	20%	Original CIP Schedule	Previously Reported	Current Projected	Actual
	Planning/Programming Complete	Jun-17	-	-	Jun-17
	Design Complete	Dec-17	Nov-18	Nov-18	-
	Construction Substantial Completion	Jan-19	Sep-19	Sep-19	-
	Construction End	Feb-19	Oct-19	Oct-19	-

Details of Other Minor Projects

There are an additional \$8.68M allocated for minor projects including fire alarm upgrades within various facilities, energy management control upgrades within various facilities, elevator modernization within various facilities, energy efficiency upgrades to mechanical/ electrical equipment within various facilities, and academic space upgrades within various facilities. None of these projects will be executed with a single contract value in excess of \$1M or more.

UNT System FY 2018 Capital Improvement Plan Status

University of North Texas Health Science Center Campus

August 2018

(Reported as of June 22, 2018)



The planning, programming, design, and construction of the following (2) projects are managed by UNTHSC Facilities. All update information is provided by UNTHSC Facilities.

UNTHSC Facilities Projects

17-03-0001 East Parking Garage Renovation

Current Project Status

Campus pre-planning discussions for this project are continuing. The UNT HSC Built Environment Council has been charged with the verification of the need for the additional parking structure on-campus. It has been determined that additional parking is required. The schedule has been adjusted to allow for the time that has been required for the verification process. An RFP has been started and should be posted in the next week. The RFP is for planning and design for the additional parking garage level. The plan is to have the garage completed by January 15, 2019.

Project Budget

Approved Budget	\$	6,000,000	Expensed	\$	-
			Encumbered	\$	600,000
			Remaining Balance	\$	5,400,000

Major Project Contract Information

	Solicitation/Type of		
	Contract	Selected Firm	HUB Participation
Architect	-	-	-
Contractor	-	-	-
Contractor	-	-	-
Contractor	-	-	-

Project Schedule

Project Phase:	Planning				
Phase % Complete:	0%	Original CIP Schedule	Previously Reported	Current Projected	Actual
	Planning/Programming Complete	-	-	-	-
	Design Complete	May-17	Aug-18	Aug-18	-
	Construction Substantial Completion	Dec-17	Jan-19	Jan-19	-
	Construction End	Jan-18	Feb-19	Feb-19	-

18-03-0001 Gross Anatomy Laboratory Renovation

Current Project Status

The design of the mechanical, electrical and plumbing elements of the project will be executed utilizing Shah Smith Associates under a proprietary justification due to previous RES experience and knowledge. The remaining design will be accomplished utilizing HSC staff. The project is on schedule and has a Completion date of July 8, 2018. Currently these items are at the following percentages of completion: Flooring 90%, Ceiling Grid 100%, HVAC/Mechanical duct work 85%, Electrical 80%, Plumbing 70%, window shades 0%, Audio Visual 45%, Painting 70%, Lighting 50%, fire sprinklers 60%, fire alarm system 50%, doors and hardware 65%, computers and accessory hardware 50%. At the present time all of these are scheduled to be completed at 100% on July 8, 2018.

Project Budget

Approved Budget	\$	2,470,000	Expensed	\$	482,665
			Encumbered	\$	1,430,326
			Remaining Balance	\$	557,009

Major Project Contract Information

	Solicitation/Type of		
	Contract	Selected Firm	HUB Participation
Architect	Sole Source	Shah Smith Associates	-
Contractor	Co-Op	JT Vaughn	30.74%
Contractor	Co-Op	Brandt	38.13%
Contractor	-	-	-

Project Schedule

Project Phase:	Design				
Phase % Complete:	85%	Original CIP Schedule	Previously Reported	Current Projected	Actual
	Planning/Programming Complete	-	-	-	-
	Design Complete	Mar-18	Feb-18	-	Feb-18
	Construction Substantial Completion	Jul-18	Jun-18	Jun-18	-
	Construction End	Aug-18	Jul-18	Jul-18	-

Information Technology Project Status Report

UNT SYSTEM

IT Shared Services

Portfolio Review	Status	Progress	Start Date	Completion Date
Infrastructure				
Data Warehousing Analytics/Dashboards	●	◐	6/1/2015	8/31/2018
Microsoft A5-Cloud PBX Rollout	●	◐	2/1/2018	11/21/2018
Enterprise Applications Systems				
E-Forms	●	◐	7/21/2017	8/31/2018
Finance and Administration Systems				
Time and Effort Phase III	●	◐	1/27/2017	7/19/2018
DigitalFuel IT Business Management - COMPLETE	●	◐	9/1/2017	6/15/2018
Concur Travel, Expense and P-Card	●	◐	9/1/2017	10/4/2018
Treasury Banking Changes	●	◐	5/25/2018	9/1/2018
Student Administration Systems				
Mobile Application Implementation - Phase 2	●	◐	11/1/2016	7/26/2018
Campus Solutions 9.2 Upgrade	●	◐	12/1/2016	2/1/2019
NetDragon SmartCampus	●	◐	8/23/2017	8/31/2018
Security				
Security Awareness, Training and Privacy Awareness for HSC	●	◐	6/19/2018	9/25/2018
Vulnerability Assessment for HSC Security Services	●	◐	6/1/2018	TBD
Human Resources				
HR Data Quality-Hire Data	●	◐	3/28/2018	TBD
HR Data Quality - State Service Data Improvements	●	◐	4/26/2018	TBD
HR Benefit Plan Limits, Recordkeeper Automation	●	◐	4/10/2018	TBD
HR I-9 Purge	●	◐	7/2/2018	TBD