

**COMBINED FINANCIAL REPORT**

**of the**

**UNIVERSITY OF NORTH TEXAS  
SYSTEM**

**DENTON, TEXAS**

**Lee Jackson, Chancellor**

**For the year ended August 31, 2007**

## TABLE OF CONTENTS

<b>Letter of Transmittal .....</b>	<b>1</b>
<b>Organizational Data.....</b>	<b>3</b>
<b>Management’s Discussion and Analysis .....</b>	<b>4-14</b>
<b>Statements</b>	
<b>Statement of Net Assets, UNT System .....</b>	<b>16-17</b>
<b>Statement of Financial Position, UNT Foundation, Inc.....</b>	<b>18</b>
<b>Statement of Revenues, Expenses and Changes in Net Assets, UNT System.....</b>	<b>20-23</b>
<b>Statement of Activities, UNT Foundation, Inc. ....</b>	<b>24-27</b>
<b>Statement of Cash Flows, UNT System .....</b>	<b>28-29</b>
<b>Statement of Cash Flows, UNT Foundation, Inc. ....</b>	<b>30</b>
<b>Notes to the Financial Statements, UNT System .....</b>	<b>32-51</b>
<b>Notes to the Financial Statements, UNT Foundation, Inc.....</b>	<b>52-58</b>
<b>Schedules:</b>	
<b>1A Notes to Schedule of Expenditures of Federal Awards.....</b>	<b>60</b>
<b>1B Schedule of State Grant Pass Throughs From/To State Agencies .....</b>	<b>61</b>
<b>2A Miscellaneous Bond Information .....</b>	<b>62</b>
<b>2B Changes in Bonded Indebtedness .....</b>	<b>63</b>
<b>2C Debt Service Requirements .....</b>	<b>64-65</b>
<b>2D Analysis of Funds Available for Debt Service.....</b>	<b>66</b>
<b>2E Defeased Bonds Outstanding.....</b>	<b>67</b>
<b>2F Early Extinguishment and Refunding.....</b>	<b>68</b>
<b>3 Reconciliation of Cash in State Treasury.....</b>	<b>69</b>



Office of the Associate Vice President for Finance and Business Affairs and Controller  
UNT System Controller

November 20, 2007

Lee Jackson  
Chancellor  
University of North Texas System  
Denton, Texas

Dear Mr. Jackson:

We are pleased to submit the Annual Financial Report of the University of North Texas System for the year ended August 31, 2007, in compliance with TEX. GOV'T CODE ANN §2101.011 and in accordance with the requirements established by the Comptroller of Public Accounts.

Due to the statewide requirements embedded in Governmental Accounting Standards Board (GASB) Statement No. 34, *Basic Financial Statements – and Management's Discussion and Analysis – for State and Local Governments*, the Comptroller of Public Accounts does not require the accompanying annual financial report to comply with all the requirements in this statement. The financial report will be considered for audit by the State Auditor as part of the audit of the State of Texas Comprehensive Annual Financial Report (CAFR); therefore, an opinion has not been expressed on the financial statements and related information contained in this report.

If you have any questions, please contact Ginny Anderson at (940) 565-3231. Liz Linder may be contacted at (940) 565-3214 for questions related to the Schedule of Expenditures of Federal Awards.

Sincerely,

A handwritten signature in black ink, appearing to read "A. M. Harris".

Andrew M. Harris  
Vice Chancellor for Finance

**THIS PAGE LEFT BLANK INTENTIONALLY**

**UNIVERSITY OF NORTH TEXAS SYSTEM**

**ORGANIZATIONAL DATA**

**August 31, 2007**

**BOARD OF REGENTS**

Gwyn Shea .....(Term expires 5-22-13) .....Irving  
Jack A. Wall .....(Term expires 5-22-13) .....Dallas  
Don A. Buchholz .....(Term expires 5-22-13) .....Dallas

Rice Tilley .....(Term expires 5-22-09) .....Fort Worth  
Gayle Strange .....(Term expires 5-22-09) .....Denton  
Robert A. Nickell .....(Term expires 5-22-09) .....Dallas

Charles Mitchell.....(Term expires 5-22-11) .....Mesquite  
C. Dan Smith .....(Term expires 5-22-11) .....Plano  
Al Silva.....(Term expires 5-22-11) ..... San Antonio

**OFFICERS OF THE BOARD**

Don A. Buchholz ..... Chairman  
Gayle Strange ..... Vice Chairman  
Jana Dean ..... Secretary

**ADMINISTRATIVE OFFICERS**

Lee Jackson .....Chancellor  
Andrew M. Harris ..... Vice Chancellor for Finance  
Virginia E. Anderson..... System Controller

## UNAUDITED

### UNIVERSITY OF NORTH TEXAS SYSTEM (794) Management's Discussion and Analysis For the Year Ended August 31, 2007

#### Introduction

This section of the report represents management's discussion and analysis of the financial performance of the University of North Texas System (the System). It provides an overview of the System's financial activities for the fiscal year ended August 31, 2007 as compared to the prior fiscal year. The following discussion should be read in conjunction with the accompanying transmittal letter, financial statements and note disclosures.

The University of North Texas System (UNT System) was created by the 76th Legislature, and legislative funding was provided for the fiscal year beginning September 1, 1999. The UNT System is currently comprised of three components funded by the Legislature: the University of North Texas System Administration, the University of North Texas, and the University of North Texas Health Science Center (HSC) at Fort Worth. The UNT System components are agencies of the State of Texas.

Legislative appropriations for the University of North Texas System Administration in the 2006-2007 biennium included funding for the University of North Texas System Center at Dallas. Governor Rick Perry signed into law the creation of the University of North Texas at Dallas in May of 2001. The UNT System Center at Dallas will become the University of North Texas at Dallas when full-time equivalent enrollment at UNT-Dallas reaches 1,000. Full-time equivalent enrollment at the UNT Dallas System Center was 815.4 in the 2007 fall semester.

This report is prepared in accordance with Governmental Accounting Standards Board (GASB) pronouncements and the Texas Comptroller of Public Accounts' Reporting Requirements for State Agencies. The Combined System financial records comply with state statutes and regulations.

#### Financial Highlights

- The 2007 fall semester headcount enrollment at the University, the UNT System Center at Dallas, and the HSC continued to increase compared to the previous fall semester (increases of approximately 2.5% at the University, 22% at the System Center at Dallas, and 2.1% at UNTHSC). Even with the increasing enrollment, the System was able to meet the instructional and service needs of its students.
- Approximately \$7.4 million in cash contributions, non-cash capital donations, and pledged gifts were recognized as revenue in the System during the 2007 fiscal year.
- Bonds were issued January 2007 in the amount of \$56,050,000. The bond proceeds were allocated as follows: \$18,784,000 to refund commercial paper debt; \$32,782,000 in new bonds to finance the construction of two residence halls at UNT; and \$4,484,000 to finance the purchase and renovation of property in Dallas for academic and administrative purposes. See the Capital Asset and Debt Administration section of the MD&A for details of this series and future projects.
- Commercial paper debt was reduced during FY 2007. The outstanding balance at August 31, 2007 is \$20,783,000 with interest rates of 3.70%, 3.70%, and 3.64%.

For additional information about the commercial paper program, see Note 5 in the Notes to the Combined Financial Statements.

#### Overview of the Financial Statements and Financial Analysis

The System's combined financial report includes three financial statements: the Statement of Net Assets, the Statement of Revenues, Expenses, and Changes in Net Assets, and the Statement of Cash Flows. This report has been prepared in accordance with the GASB Statement No. 35, Basic Financial Statements – and Management's Discussion and Analysis–for Public College and Universities, GASB Statement No. 37, Basic Financial Statements – and Management's Discussion and Analysis – for State and Local Governments: Omnibus, GASB Statement No.

## UNAUDITED

### UNIVERSITY OF NORTH TEXAS SYSTEM (794) Management's Discussion and Analysis For the Year Ended August 31, 2007

38, Certain Financial Statement Disclosures and GASB Statement No. 40, Deposit and Investment Risk Disclosures. These reporting standards were established to make financial statements presented by public colleges and universities more comparable to those issued by the private sector. GASB 35 reporting format was implemented with the fiscal year ended August 31, 2002. GASB 40 reporting was implemented with the fiscal year ended August 31, 2005.

These statements are prepared applying the following principles and standards:

- Reporting is on a full accrual basis of accounting. All current year's revenues and expenses are recognized when earned or incurred, regardless of when the cash is received or disbursed.
- Depreciation expense on capital assets is reported as an operating expense on the Statement of Revenues, Expenses, and Changes in Net Assets. The historical value of capital assets, and the accumulated depreciation are reported on the Statement of Net Assets.
- Revenues and expenses are categorized as operating or nonoperating. Revenues from state appropriations, gifts, and investment income are reported as nonoperating revenue in accordance with GASB Statement No. 35.

#### **Statement of Net Assets**

The Statement of Net Assets reports all financial and capital resources (assets, liabilities, and net assets) of the System as of the end of the fiscal year using the accrual basis of accounting. This is consistent with the accounting method used by private-sector institutions. The statement reports the difference between the assets and liabilities as net assets rather than fund balances or equity. This statement represents the System's financial health or position. Nonfinancial factors such as student enrollment trends and the condition of the campus buildings are also important considerations. Definitions of the various categories of assets, liabilities and net assets reported on the Statement of Net Assets are included in Note 1 of the accompanying Notes to the Combined Financial Statements.

The net assets section of the statement is reported by three major categories: 1) Invested in Capital Assets, Net of Related Debt; 2) Restricted Net Assets; and 3) Unrestricted Net Assets. The Invested in Capital Assets, Net of Related Debt section, represents the System's equity in property, plant, and equipment, net of accumulated depreciation, and reduced by outstanding balances for bonds and other debt that are attributed to the acquisition, construction or improvement of those assets. Restricted Net Assets are divided into four categories: 1) Restricted for Debt Retirement; 2) Restricted for Capital Projects; 3) Funds Held as Permanent Investments (endowment funds); and 4) Other Restricted.

Those funds held as permanent investments are further categorized by non-expendable and expendable. The non-expendable portion represents the corpus balance of the endowment funds that must continue in perpetuity. The Other Restricted category represents funds that have been restricted by bond covenants or an external donor/agency. Unrestricted net assets are available for any lawful purpose of the institution.

**UNAUDITED**

**UNIVERSITY OF NORTH TEXAS SYSTEM (794)  
Management's Discussion and Analysis  
For the Year Ended August 31, 2007**

The following table reflects the condensed Statement of Nets Assets for the System as of August 31, 2007, with comparative numbers for the 2006 fiscal year:

<b>Comparative Statement of Net Assets</b>			
(\$ in millions)			
	<u>2007</u>	<u>2006</u>	%
			<u>Inc.(Dec.)</u>
Assets			
Current Assets	\$346.0	\$301.4	
Noncurrent Assets			
Capital Assets, Net	496.6	440.4	
Other Noncurrent Assets	<u>209.8</u>	<u>189.4</u>	
Total Assets	<u>\$1,052.4</u>	<u>\$931.2</u>	<u>13.0%</u>
Liabilities			
Current Liabilities	194.0	192.2	
Noncurrent Liabilities			
Bonded Indebtedness	258.0	212.6	
Other Noncurrent Liabilities	<u>37.2</u>	<u>41.4</u>	
Total Liabilities	<u>489.2</u>	<u>446.2</u>	<u>9.6%</u>
Net Assets			
Invested in Capital Assets, Net of Related Debt	<u>206.8</u>	<u>190.9</u>	
Restricted			
Debt Retirement	3.7	0.3	
Capital Projects	5.4	2.5	
Funds Held as Permanent Investments			
Non-Expendable	17.3	14.6	
Expendable	5.0	2.2	
Other Restricted	<u>37.7</u>	<u>37.1</u>	
Total Restricted	<u>69.1</u>	<u>56.7</u>	
Unrestricted	<u>287.3</u>	<u>237.4</u>	
Total Net Assets	<u>563.2</u>	<u>485.0</u>	<u>16.1%</u>
<b>Total Liabilities and Net Assets</b>	<u>\$1,052.4</u>	<u>\$931.2</u>	<u>13.0%</u>

- Increase in total assets: \$121.1 million
  - \$50.8 million attributable to an increase in cash and cash equivalents
  - \$19.9 million increase in investments
  - \$2.0 million decrease in legislative appropriations
  - \$5.5 million decrease in receivables
  - \$56.2 million increase in capital assets
  
- Increase in total liabilities: \$42.9 million
  - \$45.8 million increase in revenue bonds payable due to new bond issues during the fiscal year
  - \$2.4 million increase in accounts payable
  - \$4.1 million decrease in payroll payable
  - \$2.3 million increase in deferred revenues
  - \$1.3 million increase in funds held for others
  - \$5.3 million decrease in notes and loans payable (commercial paper)
  
- Increase in total net assts: \$78.2 million
  - \$15.9 million increase in invested in capital assets, net of related debt



## UNAUDITED

### UNIVERSITY OF NORTH TEXAS SYSTEM (794) Management's Discussion and Analysis For the Year Ended August 31, 2007

- \$3.5 million increase in restricted for debt retirement
- \$2.9 million increase in restricted for capital projects
- \$2.7 million increase in funds held as permanent investments- non-expendable
- \$2.9 million increase in funds held as permanent investments- expendable
- \$49.8 million increase in unrestricted net assets

Unrestricted net assets represent funds that have not been designated for specific purposes by external parties; however, the System's administration has committed most of these funds to meet institutional initiatives and for future operating budgets related to academic programs, special activities, and capital projects. In addition, the Permanent Health Fund endowment of \$30 million at the HSC established in 1999 from tobacco-related litigation funds received from the State is also included in unrestricted net assets at August 31, 2007, since the State is not considered an external source for financial reporting purposes. The statute governing these funds does restrict the corpus and requires that it remain in perpetuity. The earnings from this endowment are required to be utilized for public health activities.

#### **Statement of Revenues, Expenses, and Changes in Net Assets**

The Statement of Revenues, Expenses, and Changes in Net Assets reports the System's operations for the fiscal year. Revenues are reported by major source and expenses are reported on the face of the statement by the National Association of College and University Business Officers' functional (programmatic) categories. A matrix immediately follows the statement showing the expenses by natural classifications. Both revenues and expenses on the statement are reported as either operating or nonoperating. Operating revenues and expenses result from providing services or producing and delivering goods in connection with the primary mission of the System. Nonoperating activities are those activities not related to the provision of goods or services to customers. Examples of nonoperating items include the revenue appropriated to the System by the State Legislature and revenue and expenses related to capital financing and investing activities.

**UNAUDITED**

**UNIVERSITY OF NORTH TEXAS SYSTEM (794)  
Management's Discussion and Analysis  
For the Year Ended August 31, 2007**

The following table reflects the combined System's Condensed Statement of Revenues, Expenses and Changes in Net Assets for the fiscal year ended August 31, 2007.

<b>Comparative Statement of Revenues, Expenses and Changes in Net Assets (\$ in millions)</b>			
	<u>2007</u>	<u>2006</u>	<u>% Inc.(Dec.)</u>
Operating Revenues	\$396.0	\$361.4	9.6%
Operating Expenses	<u>541.0</u>	<u>521.4</u>	<u>3.8%</u>
<b>Operating Income (Loss)</b>	<b><u>(145.0)</u></b>	<b><u>(160.0)</u></b>	<b><u>(9.4%)</u></b>
Nonoperating Revenues (Expenses)	<u>201.7</u>	<u>193.4</u>	4.3%
Income (Loss) Before Other Revenues, Expenses, Gains, Losses and Transfers	56.7	33.4	69.8%
Other Revenues, Expenses, Gains, Losses And Transfers	<u>21.9</u>	<u>22.7</u>	(3.5%)
<b>Change in Net Assets</b>	<b><u>78.6</u></b>	<b><u>56.1</u></b>	<b><u>40.1%</u></b>
Net Assets, Beginning of Year	485.0	436.7	
Restatements	<u>(0.4)</u>	<u>(7.8)</u>	
Restated Net Assets, Beginning of Year	<u>484.6</u>	<u>428.9</u>	<u>13.0%</u>
<b>Net Assets, End of Year</b>	<b><u>563.2</u></b>	<b><u>\$485.0</u></b>	<b><u>16.1%</u></b>

The System's significant operating loss reported for the current and prior fiscal years on this statement is reflective of GASB Statement No. 35 reporting requirements, which stipulate that revenue from legislative appropriations is to be reported as nonoperating revenue, but the expenditure of these funds must be reported as operating expenses.

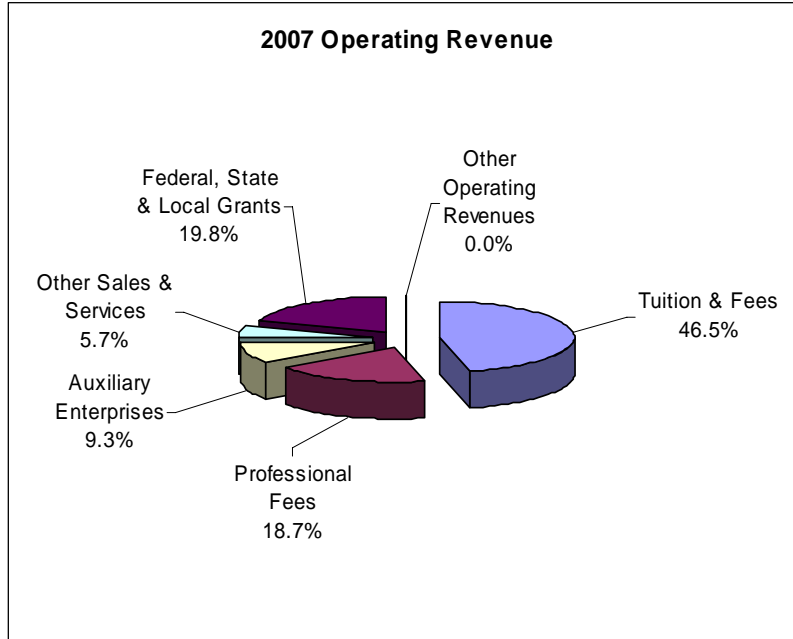
Included in nonoperating revenue above are legislative appropriations for the current fiscal year totaling \$150.3 million and additional appropriated revenue for state-paid fringe benefits of \$33.4 million. Also, the System's Higher Education Fund (HEF) annual revenue totaling \$22.9 million that is constitutionally-appropriated by the State for capital asset acquisitions and major improvements is reported as Other Revenue rather than operating revenue or nonoperating revenue, but the HEF expenditures are reported as operating expenses.

As the operating revenue pie chart below shows, 46.5 percent of the System's operating revenue for this fiscal year was generated from student tuition and fees. The total tuition and fee revenue for the fiscal year amounted to \$183.6 million. This figure is net of the scholarship discounts that have been subtracted from the gross tuition and fee revenue in accordance with GASB 35 reporting requirements.

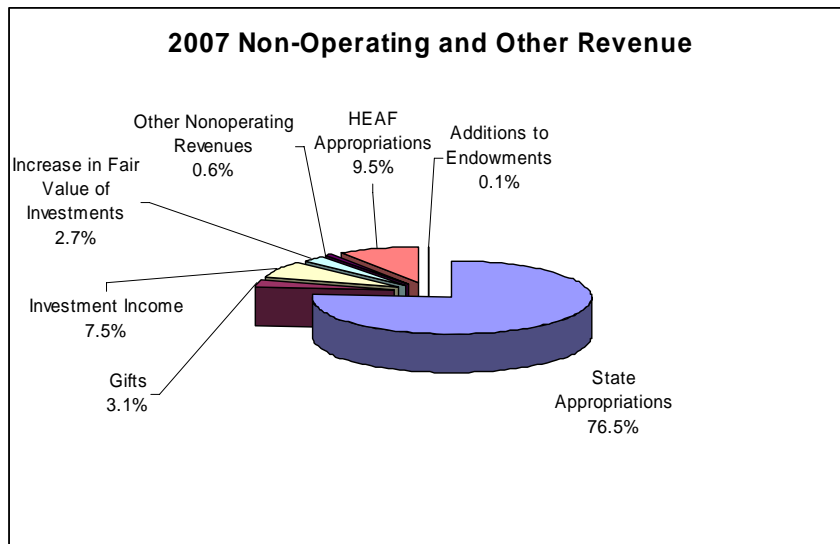
The System's operating revenue from all federal, state, and private grants and contracts, including pass through grant revenue, increased approximately 3.9 percent during this fiscal year. Faculty members of the University, in particular, have been strongly encouraged to pursue research funding in an effort to provide more funding and to more fully develop the University's image as a comprehensive graduate and research institution.

UNAUDITED

UNIVERSITY OF NORTH TEXAS SYSTEM (794)  
Management's Discussion and Analysis  
For the Year Ended August 31, 2007



State appropriations, which represent the largest percentage of other nonoperating revenues increased by 2 percent in the second year of the 2006-2007 biennium. Other nonoperating revenues such as gift income are fairly consistent with the prior fiscal year.


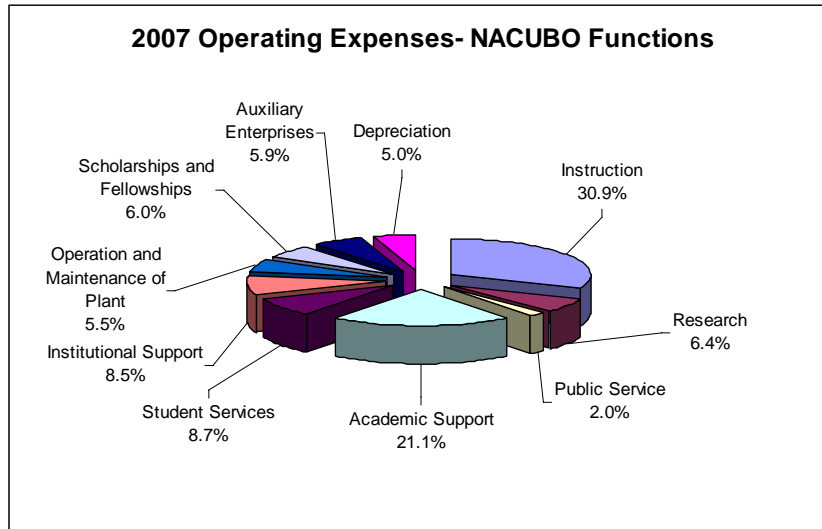


UNAUDITED

UNIVERSITY OF NORTH TEXAS SYSTEM (794)  
Management's Discussion and Analysis  
For the Year Ended August 31, 2007

The System's operating expenses reflect a 3.8% increase during the fiscal year primarily as a result of state-mandated salary and longevity increases, higher medical insurance premium costs, and larger student enrollments. Additionally, with the increase in capital assets, there was a corresponding increase in depreciation expense.

The first table below shows the percentage of each NACUBO functional (programmatic) operating expense classification of total operating expenses. The second table shows the percentages of each type of operating expense based on a natural classification.



**Statement of Cash Flows**

The Statement of Cash Flows reports the major sources and uses of the System's cash and cash equivalents during the fiscal year. Cash equivalents are short-term highly liquid investments with an original maturity of three months or less. When used with the information provided on the two statements previously discussed, the information from the cash flow statement should assist the financial statement user in evaluating the System's ability to generate future cash flows, its ability to meet obligations as they come due, its needs for external financing, and the reasons for the differences between the operating income /(loss) and associated cash receipts and payments.

**UNAUDITED**

**UNIVERSITY OF NORTH TEXAS SYSTEM (794)  
Management's Discussion and Analysis  
For the Year Ended August 31, 2007**

The statement consists of five sections. The first section reports cash receipts and payments from operating activities. The second section reflects the cash flows from non-capital financing activities, including such items as receipts from state appropriations and gifts. The third section shows cash flows related to capital and related financing activities, including HEF appropriations, gift receipts designated for capital-related items, all payments for capital-related acquisitions, and receipts and payments associated with capital-related debt financing. The fourth section reports cash flows from investing activities and shows the purchases, proceeds, and interest received from investing. The fifth section is a reconciliation of the net cash used to the operating income or loss reflected on the Statement of Revenues, Expenses, and Changes in Net Assets. The table below is a condensed Combined System Statement of Cash Flows.

<b>Comparative Statement of Cash Flows</b>			
(\$ in millions)			
	<u>2007</u>	<u>2006</u>	%
			<u>Inc.(Dec.)</u>
<b>Cash Provided (Used) by:</b>			
Operating Activities	\$(119.3)	\$(149.5)	
Noncapital Financing Activities	198.0	186.4	
Capital and Related Financing Activities	(7.6)	(14.3)	
Investing Activities	<u>(19.9)</u>	<u>(28.6)</u>	
<b>Net Change in Cash &amp; Cash Equivalents</b>	<b>51.2</b>	<b>(6.0)</b>	<b>953.3%</b>
<b>Cash &amp; Cash Equivalents, Begin. of Year</b>	160.1	166.1	
<b>Restatement to Beginning Cash &amp; Cash Equivalents Balance</b>	<u>(0.3)</u>	<u>0</u>	
<b>Cash &amp; Cash Equivalents, End of Year</b>	<b><u>\$211.0</u></b>	<b><u>\$ 160.1</u></b>	<b><u>31.79%</u></b>

It is important to note that state appropriations provide a significant portion of the cash used to fund operating activities related to academic programs, the administration of the System, and the debt service on tuition revenue bonds. The appropriations, however, are reported in the noncapital financing activities section of the Statement of Cash Flows in accordance with GASB Statement No. 35 guidelines.

A decrease in the use of cash for operating activities was primarily due to an increase in accounts payable, resulting in an increase of cash available for operating activities.

Refunding of debt in FY06 resulted in the payment of \$44.8 million in payments of principal on debt issuance. Debt service payments in FY07 were \$32.5 million, a reduction of \$12.3 million in capital and related financing activities. The System received proceeds from debt issuance in FY07 for three large capital projects – UNT Honors Hall, UNT Legends Hall, and the purchase and renovation of property in Dallas. Use of these funds represents the remaining change in capital and related financing activities.

The change in cash provided/used by investing activities was a result of the timing of investment maturities and cash management during the fiscal year.

**UNAUDITED**

**UNIVERSITY OF NORTH TEXAS SYSTEM (794)  
Management's Discussion and Analysis  
For the Year Ended August 31, 2007**

**Capital Asset and Debt Administration**

The System's net capital asset additions from acquisitions, donations, and construction during the fiscal year totaled \$56.2 million. Included in the increase in capital assets were the completion of two UNT residence halls, the purchase of property in Dallas, and the completion of Chestnut Hall.

As discussed in the Financial Highlights section, Revenue Financing System Bonds, Series 2007 were issued January 2007, totaling \$56,050,000. The proceeds were used as follows: \$18,784,000 to refund commercial paper debt; \$32,782,000 in new bonds to finance the construction of two residence halls at UNT; and \$4,484,000 to finance the purchase and renovation of property in Dallas for academic and administrative purposes.

UNT System Administration received funding for debt service for a general academic building at the UNT Dallas Campus beginning in FY09, contingent upon meeting enrollment criteria. The debt service appropriation is \$2,133,333 beginning in fiscal year 2009.

Additionally, UNT received funding for debt service on a \$50,000,000 bond authorization for the construction of the UNT Business Leadership building. The debt service appropriation is \$4,226,667 in fiscal year 2008 and \$4,223,400 in fiscal year 2009.

Of the \$20.7 million of commercial paper outstanding at the end of FY07, \$18.55 million was used to purchase the Osteopathic Medical Center of Texas hospital and additional property adjacent to the HSC in Forth Worth. UNTHSC has received authority from the Texas Legislature to issue Tuition Revenue Bonds for campus expansion and construction of a public health education building. UNTHSC may issue bonds in fiscal year 2008 or fiscal year 2009.

There were no changes in bond credit ratings during fiscal year 2007 or debt limitations that may affect future financing for the System. More detailed information regarding the System's bonded indebtedness is provided in Note 13 of the accompanying Notes to the Combined Financial Statements.

## UNAUDITED

### UNIVERSITY OF NORTH TEXAS SYSTEM (794) Management's Discussion and Analysis For the Year Ended August 31, 2007

#### Economic Outlook

The State Legislature of Texas passed several statutes in the 2003 session that had a material impact on institutions of higher education in the 2004 fiscal year. Of particular significance was the reduction in the level of formula funding the State would provide. To offset the reduction, the Legislature removed the cap from Board Designated (BD) tuition that is set by the System's Board of Regents. The cap was previously set at the state-mandated tuition rate per semester credit hour. Although the BD tuition cap was eliminated, the statute provides that 20% of any increase in BD tuition must be set aside and used for financial aid to students. In response to the new legislation, the System's Board approved incremental increases in BD tuition at the University. BD Tuition increases are as follows:

Semester	BD Tuition
Fall 2003	\$46.00/SCH
Fall 2004	\$75.00/SCH
Fall 2005	\$81.00/SCH
Fall 2006	\$90.50/SCH
Fall 2007	\$94.50/SCH / \$90.50/SCH UNT Dallas

Funding for research/sponsored grants and contracts continues to be a priority for the University. Research is a fundamental value of the University of North Texas. UNT is ranked by the Carnegie Foundation as a Doctoral Research-Extensive University and by the Texas Higher Education Coordinating Board as an Emerging Research University. It is anticipated that the University's new College of Engineering that opened in the 2003 fall semester will enhance this funding as already evidenced by significant federal funding. The 2004 Defense Appropriations bill included a \$3.1 million appropriation for the new, state-of-the-art Center for Advanced Research and Technology (known as CART). Additional funding of \$4.8 million for CART was included in the 2005 Defense Appropriations bill. The \$4.8 million is being used to fund a new laboratory for Micro and Nano Electro Mechanical Systems. The lab's first focus will be on sensor devices that will play important roles in homeland security. The 2007 Department of Defense Appropriations bill recently passed by the U.S. Senate and House of Representatives allocates \$4 million to the University for nanotechnology research. The funding will add new dimensions to the cutting edge research conducted in the Advanced Research and Technology Institute (formerly known as Center for Advanced Research Technology). With more than \$11 million in Defense appropriation funding in 2004, 2005 and 2006 ARTI has acquired a focused ion beam microscope, a high resolution analytical transmission electron microscope, a local electrode atom probe and numerous other analytical and processing tools – making it one of the premier materials research facilities in the nation. Beginning in Fall 2007, UNT's College of Engineering offers the nation's first bachelor's and master's degrees in mechanical and energy engineering.

The Osteopathic Research Center at UNTHSC received a four-year Research Education Project Partnership Grant from the National Institutes of Health's National Center for Complementary and Alternative Medicine. The \$758,000 grant will support the integration of biomedical research competencies into the osteopathic medical school curriculum.

Increases in the HEF allocation to the University and HSC have been established by Texas Education Code §62.021[0](2) and (3) beginning with fiscal year 2008. The University's allocation will increase from \$17,424,822 to \$26,137,233, and HSC's allocation will increase from \$5,426,261 to \$8,139,391.

The University of North Texas received accreditation reaffirmation from the Southern Association of Colleges and Schools in fiscal year 2007. Accreditation granted by a recognized regional accrediting body provides assurance of quality within higher education, and signifies that a university or college meets a prescribed set of rigorous standards in its operations. UNT is accredited by the commission on Colleges of SACS to award baccalaureate, master and doctoral degrees. To remain an accredited institution, UNT will need to undergo the reaffirmation review again in 10 years.

**UNAUDITED**

**UNIVERSITY OF NORTH TEXAS SYSTEM (794)  
Management's Discussion and Analysis  
For the Year Ended August 31, 2007**

The System is not currently aware of any facts or conditions that are expected to have a significant impact on the financial position or results of operations during the 2007 fiscal year. Improving market conditions have resulted in an increase in the fair value of the System's endowment funds in the 2007 fiscal year. Future positive results in operations are largely dependent upon the System's effective management of operating costs while striving to continue to maintain its high quality in recruiting the best faculty, staff and students, and the continued financial and political support from the State.

The System is committed to increasing its resources from endowed gifts and other contributions through ambitious development efforts. These contributions are an important supplement to the funding received from the state and a significant factor in the growth of academic and research programs.



**THIS PAGE LEFT BLANK INTENTIONALLY**

**UNAUDITED**

**UNIVERSITY OF NORTH TEXAS SYSTEM (794)**  
**Combined Statement of Net Assets**  
**For the Year Ended August 31, 2007**

	Current Year 2007	Prior Year 2006
<b>ASSETS</b>		
Current Assets		
Cash and Cash Equivalents		
Cash on Hand	\$ 142,591.28	\$ 129,494.85
Cash in Bank	(11,763,809.68)	(8,839,913.17)
Reimbursement Due from Treasury	13,069,106.02	13,124,389.80
Cash in State Treasury	38,331,141.18	23,550,358.36
Cash Equivalents	157,738,844.60	123,337,535.40
Short Term Investments	400,054.22	281,992.31
Restricted:		
Cash and Cash Equivalents		
Cash on Hand	10,814.30	5,434.60
Cash in Bank	(585,379.88)	(237,710.73)
Cash in State Treasury	-	-
Cash Equivalents	14,042,042.58	9,029,087.45
Short Term Investments	4,724,289.58	6,830,000.00
Legislative Appropriations	44,027,151.49	46,012,671.84
Receivables from:		
Federal	15,594,962.01	13,585,553.85
Other Intergovernmental	130,086.30	299,082.41
Interest and Dividends	1,934,668.97	2,021,304.90
Accounts Receivable	40,358,095.41	42,835,354.54
Gifts Receivable	1,140,481.40	3,774,981.18
Other Receivables	-	-
Due From Other Agencies	2,923,483.89	2,660,392.30
Due From Other Components	-	-
Consumable Inventories	2,098,804.74	2,044,884.98
Merchandise Inventories	635,902.19	704,726.08
Loans and Contracts	7,457,346.60	7,223,109.51
Other Current Assets	13,609,441.62	13,059,307.71
Total Current Assets	346,020,118.82	301,432,038.17
Non-Current Assets		
Restricted:		
Cash and Cash Equivalents		
Cash in Bank	-	-
Cash in State Treasury	-	-
Cash Equivalents	-	-
Investments	66,214,298.96	55,301,532.87
Loans and Contracts	6,023,067.87	5,260,892.26
Investments	136,124,854.30	125,183,068.70
Gift Receivables	1,151,823.46	3,313,819.52
Capital Assets:		
Non-Depreciable		
Land and Land Improvements	63,719,495.63	59,976,127.87
Construction in Progress	4,517,429.26	27,409,435.09
Other Capital Assets	23,274,430.32	23,206,859.49
Depreciable		
Buildings and Building Improvements	575,681,802.01	494,712,389.87
Less Accumulated Depreciation	(254,277,069.19)	(241,777,196.56)
Infrastructure	8,822,468.21	7,789,073.21
Less Accumulated Depreciation	(7,779,244.64)	(7,443,004.47)

**UNAUDITED**

	<b>Current Year</b>	<b>Prior Year</b>
	<b>2007</b>	<b>2006</b>
Facilities and Other Improvement	15,411,080.82	13,731,791.33
Less Accumulated Depreciation	(7,959,720.17)	(7,741,739.09)
Furniture and Equipment	109,465,142.71	102,369,977.83
Less Accumulated Depreciation	(72,078,340.49)	(65,762,075.41)
Vehicles, Boats and Aircraft	7,029,176.33	6,754,267.79
Less Accumulated Depreciation	(4,490,519.28)	(4,022,339.02)
Other Capital Assets	78,854,916.52	71,506,459.79
Less Accumulated Depreciation	(43,615,384.00)	(40,311,035.86)
Other Non-Current Assets	271,383.87	316,177.92
Total Non-Current Assets	<u>706,361,092.50</u>	<u>629,774,483.13</u>
Total Assets	<u>1,052,381,211.32</u>	<u>931,206,521.30</u>
<b>LIABILITIES</b>		
Current Liabilities		
Payables From:		
Accounts Payable	15,347,403.81	12,888,878.06
Payroll Payable	32,460,071.20	36,567,537.21
Other Payables	3,124,542.40	2,735,469.19
Due to Other Funds	-	-
Due to Other Agencies	16,161.87	497.42
Due to Other Components	-	-
Deferred Revenues	111,564,046.10	109,231,057.46
Notes and Loans Payable	-	-
Revenue Bonds Payable	10,610,000.00	10,230,000.00
Employees Compensable Leave	1,114,953.82	1,212,671.51
Capital Lease Obligations	179,656.32	174,232.85
Liabilities Paid from Restricted Assets	-	-
Funds Held for Others	15,420,149.69	16,192,084.16
Other Current Liabilities	4,126,181.32	2,969,650.28
Total Current Liabilities	<u>193,963,166.53</u>	<u>192,202,078.14</u>
Non-Current Liabilities		
Notes and Loans Payable	20,783,000.00	26,104,000.00
Contra-Due To Other Components-CP	-	-
Revenue Bonds Payable	258,015,000.00	212,575,000.00
Employee's Compensable Leave	13,712,913.38	14,437,063.21
Capital Lease Obligations	441,247.57	620,903.89
Funds Held for Others	2,260,876.81	200,212.82
Other Non-Current Liabilities	13,578.85	70,430.72
Total Non-Current Liabilities	<u>295,226,616.61</u>	<u>254,007,610.64</u>
Total Liabilities	<u>489,189,783.14</u>	<u>446,209,688.78</u>
<b>NET ASSETS</b>		
Invested in Capital Assets, Net of Related Debt	206,759,376.26	190,907,471.23
Restricted for:		
Debt Retirement	3,724,101.34	267,345.45
Capital Projects	5,384,020.63	2,532,687.91
Employee Benefits	-	-
Funds Held as Permanent Investments		
Non-Expendable	17,258,737.00	14,589,843.42
Expendable	5,031,139.00	2,180,538.36
Other Restricted	37,730,964.09	37,051,743.20
Unrestricted	287,303,089.86	237,467,202.95
Total Net Assets	<u>563,191,428.18</u>	<u>484,996,832.52</u>
<b>Total Liabilities and Net Assets</b>	<u>\$ 1,052,381,211.32</u>	<u>\$ 931,206,521.30</u>

**UNIVERSITY OF NORTH TEXAS FOUNDATION, INC.**

STATEMENT OF FINANCIAL POSITION  
DECEMBER 31, 2006  
WITH COMPARATIVE TOTALS AS OF DECEMBER 31, 2005

	<u>2006</u>	<u>2005</u>
<b><u>ASSETS</u></b>		
Cash and cash equivalents	\$ 5,937,407	\$ 2,711,227
Investments	50,168,409	43,083,525
Contributions and other receivables	3,951,394	3,385,212
Prepaid expenses	24,063	23,996
Real property	111,735	111,735
Inventory	8,400	8,400
Cash value - life insurance policies	330,281	309,609
Assets held under trust agreements	<u>4,137,480</u>	<u>4,115,310</u>
Total Assets	<u>\$64,669,169</u>	<u>\$53,749,014</u>
<b><u>LIABILITIES AND NET ASSETS</u></b>		
Liabilities:		
Accounts payable and accrued expenses	\$ 42,523	\$ 75,946
Agency funds	158,659	44,299
Annuity obligations	1,514,372	1,590,127
Refundable advances	<u>2,034,469</u>	<u>1,912,302</u>
Total Liabilities	<u>3,750,023</u>	<u>3,622,674</u>
Net Assets:		
Unrestricted:		
Board designated for reserves	621,329	508,427
Fair value of endowments below historical cost	(21,807)	(56,385)
Undesignated	<u>328,518</u>	<u>260,839</u>
Total Unrestricted	928,040	712,881
Temporarily restricted	18,195,279	13,505,674
Permanently restricted	<u>41,795,827</u>	<u>35,907,785</u>
Total Net Assets	<u>60,919,146</u>	<u>50,126,340</u>
Total Liabilities and Net Assets	<u>\$64,669,169</u>	<u>\$53,749,014</u>

See accompanying notes to financial statements.

**THIS PAGE LEFT BLANK INTENTIONALLY**

**UNAUDITED**

**UNIVERSITY OF NORTH TEXAS SYSTEM (794)**  
**Statement of Revenues, Expenses and Changes in Net Assets**  
**For the Fiscal Year Ended August 31, 2007**

	<b>Current Year</b>	<b>Prior Year</b>
	<b>2007</b>	<b>2006</b>
<b>OPERATING REVENUES</b>		
Sales of Goods and Services:		
Tuition and Fees - Non-Pledged	\$ 77,370,456.94	\$ 72,372,435.36
Tuition and Fees - Pledged	131,786,767.75	119,246,536.91
Discounts and Allowances	(25,523,495.13)	(24,924,669.83)
Professional Fees - Non-Pledged	74,249,456.13	62,625,789.95
Professional Fees - Pledged	-	-
Discounts and Allowances	(67,496.00)	(200,404.00)
Auxiliary Enterprises - Non-Pledged	1,220,439.97	1,289,193.88
Auxiliary Enterprises - Pledged	35,734,585.08	33,621,034.87
Discounts and Allowances	(103,620.06)	(87,287.92)
Other Sales of Goods and Services - Non-Pledged	22,664,049.84	21,674,752.34
Other Sales of Goods and Services - Pledged	-	-
Discounts and Allowances	-	-
Federal Revenue - Operating	55,941,098.90	54,127,005.21
Federal Pass Through Revenue	1,413,557.37	2,165,004.14
State Grant Revenue	1,199,961.17	912,497.30
State Grant Pass Through Revenue	11,058,790.83	10,715,913.69
Other Grants and Contracts - Operating	8,871,964.55	7,652,392.21
Other Operating Revenues	157,111.52	216,244.80
<b>Total Operating Revenues</b>	<b>395,973,628.86</b>	<b>361,406,438.91</b>
<b>OPERATING EXPENSES <sup>(1)</sup></b>		
Instruction	167,973,588.17	167,506,303.09
Research	34,461,134.19	32,288,570.32
Public Service	10,594,704.28	9,683,805.59
Academic Support	114,354,646.72	103,580,639.05
Student Services	47,164,655.24	44,288,369.49
Institutional Support	45,918,541.68	48,193,922.04
Operations and Maintenance of Plant	29,589,279.33	34,429,180.86
Scholarships and Fellowships	32,306,859.46	29,202,646.24
Auxiliary Enterprises	31,770,442.05	31,750,093.14
Depreciation	26,869,772.11	20,472,951.55
<b>Total Operating Expenses</b>	<b>541,003,623.23</b>	<b>521,396,481.37</b>
<b>Operating Income (Loss)</b>	<b>(145,029,994.37)</b>	<b>(159,990,042.46)</b>
<b>NONOPERATING REVENUES (EXPENSES)</b>		
Legislative Appropriations (GR)	150,289,999.00	149,946,764.00
Additional Appropriations (GR)	33,412,610.62	30,974,229.18
State Grant Pass Through Revenue	-	-
Gifts	5,550,335.52	9,850,704.88
Investment Income	18,086,311.03	13,623,687.28
Loan Premium/Fees on Securities Lending	-	-
Investing Activities Expense	-	(66,557.38)
Interest Expense and Fiscal Charges	(12,608,566.26)	(12,097,538.70)

**UNAUDITED**

	<b>Current Year</b>	<b>Prior Year</b>
	<b>2007</b>	<b>2006</b>
Borrower Rebates and Agent Fees	-	-
Gain/(Loss) on Sale of Capital Assets	(242,570.27)	(232,772.22)
Net Increase (Decrease) in Fair Value of Investments	6,390,514.24	2,562,069.13
Settlement of Claims	(567,526.38)	(1,104,532.56)
Other Nonoperating Revenues - Non-Pledged	1,486,545.30	(109,004.49)
Other Nonoperating Revenues - Pledged	-	-
Other Nonoperating Expenses	(53,518.15)	23,152.87
<b>Total Nonoperating Revenues /(Expenses)</b>	<b>201,744,134.65</b>	<b>193,370,201.99</b>
Income/(Loss) before Other Revenues, Expenses, Gains, Losses and Transfers	<b>56,714,140.28</b>	<b>33,380,159.53</b>
<b>OTHER REVENUES, EXPENSES, GAINS LOSSES AND TRANSFERS</b>		
Capital Contributions	1,892,868.91	1,065,490.81
Capital Appropriations - HEAF (GR)	22,851,083.00	22,851,083.00
Contributions to Permanent and Term Endowments	139,537.67	1,364,431.32
Special Items	-	-
Extraordinary Items	-	-
Interagency Transfers Cap Assets-Increase	1,550.82	-
Interagency Transfers Cap Assets-Decrease	-	-
Transfers-In	-	-
Transfers-Out	(3,024,125.25)	(2,540,455.43)
Legislative Transfers-In	-	-
Legislative Transfers-Out	-	-
Legislative Appropriation Lapses	(1,815.79)	(2,769.48)
<b>Total Other Revenue, Expenses, Gain/Losses and Transfers</b>	<b>21,859,099.36</b>	<b>22,737,780.22</b>
<b>CHANGE IN NET ASSETS</b>	<b>78,573,239.64</b>	<b>56,117,939.75</b>
Net Assets, Beginning	484,996,832.52	436,658,436.92
Restatements	(378,643.98)	(7,779,544.15)
Net Assets, Beginning, as Restated	484,618,188.54	428,878,892.77
<b>NET ASSETS, ENDING</b>	<b>\$ 563,191,428.18</b>	<b>\$ 484,996,832.52</b>

<sup>(1)</sup> See Note 1: Matrix of Operating Expenses Reported by Function on Page 22.

UNAUDITED

**UNIVERSITY OF NORTH TEXAS SYSTEM (794)**

**Note 1: Combined Matrix of Operating Expenses Reported by Function  
For the Fiscal Year Ended August 31, 2007**

Operating Expenses	Instruction	Research	Public Service	Academic Support	Student Services
<b>Cost of Goods Sold</b>	\$ 6,859.04	\$ 13,442.67	\$ -	\$ 22,263.66	\$ 2,418.25
<b>Salaries and Wages</b>	119,844,511.75	18,489,070.13	6,066,094.31	61,005,224.08	22,820,259.47
<b>Payroll Related Costs</b>	29,950,211.09	3,444,414.83	1,195,621.34	9,757,171.91	4,363,921.85
<b>Professional Fees &amp; Svcs</b>	1,440,619.49	3,684,466.53	902,250.05	12,213,496.20	1,092,701.75
<b>Federal Pass-Thru Expense</b>	95,517.66	181,706.25	133,005.05	-	-
<b>State Grant Pass-Thru Exp</b>	-	-	-	-	-
<b>Travel</b>	1,034,602.19	639,350.05	327,152.32	2,009,818.89	1,993,523.28
<b>Material and Supplies</b>	6,595,405.39	4,207,103.09	1,010,684.27	9,476,434.56	6,703,237.29
<b>Communication &amp; Utilities</b>	931,351.32	71,509.21	62,204.92	172,548.86	1,165,324.61
<b>Repairs and Maintenance</b>	616,431.02	564,141.59	51,891.12	1,920,399.96	728,971.15
<b>Rentals and Leases</b>	1,624,490.49	162,509.35	269,899.09	1,787,529.76	947,587.07
<b>Printing and Reproduction</b>	976,090.23	69,144.59	94,558.14	674,708.58	676,516.05
<b>Depreciation</b>	-	-	-	-	-
<b>Bad Debt Expense</b>	730,316.54	-	-	2,704,365.03	43,995.87
<b>Interest</b>	-	15.79	-	-	-
<b>Scholarships</b>	943,967.23	689,401.30	124,336.10	(86,230.80)	-
<b>Claims and Losses</b>	-	-	-	-	-
<b>Other Operating Expenses</b>	3,183,214.73	2,244,858.81	357,007.57	12,696,916.03	6,626,198.60
<b>Total Operating Expenses</b>	<b>\$ 167,973,588.17</b>	<b>\$ 34,461,134.19</b>	<b>\$ 10,594,704.28</b>	<b>\$ 114,354,646.72</b>	<b>\$ 47,164,655.24</b>



**UNAUDITED**

<b>Institutional Support</b>	<b>Operation and Maintenance of Plant</b>	<b>Scholarships and Fellowships</b>	<b>Auxiliary Enterprises</b>	<b>Depreciation</b>	<b>2007 Total Expenditures</b>
\$ 437,531.55	\$ 278,473.54	\$ -	\$ 8,699.07	\$ -	\$ 769,687.78
27,107,894.99	7,884,647.59	347,304.16	13,403,845.99	-	276,968,852.47
5,515,326.41	2,962,603.77	57,902.21	3,951,305.47	-	61,198,478.88
952,931.46	535,276.08	63,352.59	381,767.38	-	21,266,861.53
-	-	-	-	-	410,228.96
-	-	-	-	-	-
610,175.81	48,676.97	5,410.59	51,005.68	-	6,719,715.78
3,189,447.59	4,324,672.78	29,791.97	5,220,932.76	-	40,757,709.70
(460,493.39)	9,174,519.89	298.85	4,131,538.75	-	15,248,803.02
3,465,427.23	2,662,566.59	-	1,518,431.51	-	11,528,260.17
518,175.48	300,853.14	4,038.66	605,823.94	-	6,220,906.98
994,450.93	42,334.36	4,018.13	311,348.85	-	3,843,169.86
-	-	-	-	26,869,772.11	26,869,772.11
(102,576.20)	-	-	323,268.95	-	3,699,370.19
8,863.90	-	-	-	-	8,879.69
-	-	31,751,528.79	-	-	33,423,002.62
-	-	-	52,351.16	-	52,351.16
3,681,385.92	1,374,654.62	43,213.51	1,810,122.54	-	32,017,572.33
<b>\$ 45,918,541.68</b>	<b>\$ 29,589,279.33</b>	<b>\$ 32,306,859.46</b>	<b>\$ 31,770,442.05</b>	<b>\$ 26,869,772.11</b>	<b>\$ 541,003,623.23</b>

UNIVERSITY OF NORTH TEXAS FOUNDATION, INC.

STATEMENT OF ACTIVITIES  
FOR THE YEAR ENDED DECEMBER 31, 2006  
WITH COMPARATIVE TOTALS FOR THE YEAR ENDED DECEMBER 31, 2005

	<u>Unrestricted</u>	<u>Temporarily Restricted</u>
Revenues, Gains, and Other Support		
Contributions	\$ 315	\$ 3,133,053
Life insurance premiums	-	-
Investment income	37,638	730,539
Internal management fee	629,324	-
Other income	175	347,353
Realized and unrealized gain (loss) on market value of investments	-	4,847,219
Actuarial gain (loss) on annuity obligations	-	-
Increase in cash value - life insurance	-	-
	<u>667,452</u>	<u>9,058,164</u>
Total Revenues, Gains, And Other Support		
Net Assets Released from Restrictions	4,322,116	(4,322,116)
Transfers/Changes in Donor Restrictions	<u>5,951</u>	<u>(46,443)</u>
Total Net Assets Released From Restrictions	<u>4,328,067</u>	<u>(4,368,559)</u>
Program Services		
Internal management fee	629,324	-
Scholarships	766,343	-
Expense reimbursements	26,006	-
Services for programs	267,355	-
Distributions to UNT	2,605,212	-
Distributions to other Institutions	17,150	-
Life insurance premiums	10,726	-
Maintenance and repairs	-	-
	<u>4,322,116</u>	<u>-</u>
Total Program Services		

See accompanying notes to financial statements.

<u>Permanently Restricted</u>	<u>2006 Total</u>	<u>2005 Total</u>
\$ 5,778,472	\$ 8,911,840	\$ 3,555,550
8,352	8,352	5,185
-	768,177	486,697
-	629,324	563,565
2,484	350,012	223,029
103,482	4,950,701	2,295,735
(65,913)	(65,913)	(139,270)
<u>20,673</u>	<u>20,673</u>	<u>19,370</u>
<u>5,847,550</u>	<u>15,573,166</u>	<u>7,009,861</u>
-	-	-
<u>40,492</u>	<u>-</u>	<u>-</u>
<u>40,492</u>	<u>-</u>	<u>-</u>
-	629,324	563,565
-	766,343	736,899
-	26,006	16,581
-	267,355	226,538
-	2,605,212	3,881,811
-	17,150	7,550
-	10,726	7,886
-	-	<u>8,995</u>
<u>-</u>	<u>4,322,116</u>	<u>5,449,825</u>

**UNIVERSITY OF NORTH TEXAS FOUNDATION, INC.**

STATEMENT OF ACTIVITIES (CONCLUDED)  
FOR THE YEAR ENDED DECEMBER 31, 2006  
WITH COMPARATIVE TOTALS FOR THE YEAR ENDED DECEMBER 31, 2005

---

	<u>Unrestricted</u>	<u>Temporarily Restricted</u>
Management and General Expenses		
Salaries and benefits	\$ 363,127	\$ -
Consulting fees	37,693	-
Professional services	13,500	-
Travel	4,326	-
Administrative	7,557	-
Bank and credit card charges	5,173	-
Office and computer equipment	7,400	-
Insurance	10,420	-
Professional development	<u>9,048</u>	<u>-</u>
Total Management and General Expenses	<u>458,244</u>	<u>-</u>
TOTAL PROGRAM SERVICES AND EXPENSES	<u>4,780,360</u>	<u>-</u>
Change in Net Assets	215,159	4,689,605
Net Assets - Beginning of Year	<u>712,881</u>	<u>13,505,674</u>
Net Assets - End of Year	<u>\$ 928,040</u>	<u>\$18,195,279</u>

See accompanying notes to financial statements.

---

<u>Permanently Restricted</u>	<u>2006 Total</u>	<u>2005 Total</u>
\$ -	\$ 363,127	\$ 365,768
-	37,693	39,945
-	13,500	12,720
-	4,326	6,113
-	7,557	7,729
-	5,173	4,019
-	7,400	6,398
-	10,420	12,459
-	<u>9,048</u>	<u>7,089</u>
-	<u>458,244</u>	<u>462,240</u>
-	<u>4,780,360</u>	<u>5,912,065</u>
5,888,042	10,792,806	1,097,796
<u>35,907,785</u>	<u>50,126,340</u>	<u>49,028,544</u>
<u>\$41,795,827</u>	<u>\$60,919,146</u>	<u>\$50,126,340</u>

**UNAUDITED**

**UNIVERSITY OF NORTH TEXAS SYSTEM (794)**  
**Combined Statement of Cash Flows**  
**For the Fiscal Year Ended August 31, 2007**

	<b>Current Year</b>	<b>Prior Year</b>
	<b>2007</b>	<b>2006</b>
<b>CASH FLOWS FROM OPERATING ACTIVITIES</b>		
Proceeds from Tuition and Fees	\$ 184,774,916.94	\$ 174,021,803.03
Proceeds Received from Customers	97,358,463.30	71,714,859.93
Proceeds from Sponsored Projects	75,369,720.58	73,787,620.11
Proceeds from Loan Programs	7,114,859.93	7,214,379.07
Proceeds from Auxiliaries	36,039,153.60	34,173,622.49
Proceeds from Other Revenues	623,004.41	469,543.68
Payments to Suppliers for Goods and Services	(124,028,934.05)	(140,912,498.57)
Payments to Employees for Salaries and Benefits	(343,096,664.88)	(325,189,899.53)
Payments for Loans Provided	(7,363,681.48)	(7,626,270.74)
Payments for Other Expenses	(46,095,354.03)	(37,142,653.62)
Net Cash Provided (Used) by Operating Activities	<u>(119,304,515.68)</u>	<u>(149,489,494.15)</u>
<b>CASH FLOWS FROM NONCAPITAL FINANCING ACTIVITIES</b>		
Proceeds from State Appropriations	189,753,822.87	176,683,613.17
Proceeds from Debt Issuance	-	-
Proceeds from Legislative Transfers	-	-
Proceeds from Gifts	7,309,016.42	8,038,563.09
Proceeds from Endowments	139,537.67	1,364,431.32
Proceeds of Transfers from Other Agencies	-	-
Proceeds of Transfers from Other Components	-	-
Proceeds from Other Revenues	5,494,894.18	4,771,042.86
Proceeds from Contributed Capital	-	-
Payments of Principal on Debt Issuance	(207,758.92)	(207,487.08)
Payments of Interest	(311,266.83)	(220,748.82)
Payments of Other Costs of Debt Issuance	(10,549.83)	(78,144.65)
Payments for Transfers to Other Agencies	(2,719,519.45)	(2,278,660.72)
Payments for Transfers to Other Components	-	-
Payments for Other Uses	(1,356,749.63)	(1,633,756.93)
Net Cash Provided (Used) by Noncapital Financing Activities	<u>198,091,426.48</u>	<u>186,438,852.24</u>
<b>CASH FLOWS FROM CAPITAL AND RELATED FINANCING ACTIVITIES</b>		
Proceeds from State Appropriations - HEAF	19,376,155.10	18,415,211.54
Proceeds from Disposal of Capital Assets	-	-
Proceeds from Debt Issuance	73,872,395.55	74,881,966.77
Proceeds from Capital Contributions	-	-
Proceeds of Transfers from Other Components - Commercial Paper	-	-
Payments for Additions to Fixed Assets	(57,088,527.92)	(51,101,306.95)
Payments of Principal on Debt Issuance	(32,551,000.00)	(44,894,242.11)
Payments of Interest on Debt Issuance	(11,065,999.68)	(10,743,877.23)
Payments of Other Costs of Debt Issuance	(161,065.76)	(866,247.09)
Payments for Transfers to Other Components - Commercial Paper	-	-
Payments for Transfers to Other Components	-	-
Payments for Disposal of Capital Assets	-	-
Net Cash Provided (Used) From Capital & Related Financing Activities	<u>(7,618,042.71)</u>	<u>(14,308,495.07)</u>

**UNAUDITED**

	<b>Current Year</b>	<b>Prior Year</b>
	<b>2007</b>	<b>2006</b>
<b>CASH FLOWS FROM INVESTING ACTIVITIES</b>		
Proceeds from Sale of Investments	190,847,686.71	235,112,107.94
Proceeds from Interest and Investment Income	17,665,929.59	12,625,539.25
Proceeds from Principal Payments on Loans	-	-
Payments to Acquire Investments	(228,417,166.57)	(276,380,538.90)
Net Cash Provided (Used) by Investing Activities	(19,903,550.27)	(28,642,891.71)
<b>Net Decrease (-) in Cash and Cash Equivalents</b>	51,265,317.82	(6,002,028.69)
	-	
<b>Cash and Cash Equivalents --September 1, 2006 and 2005</b>	160,098,676.56	166,100,705.25
<b>Restatements to Beginning Cash and Cash Equivalents</b>	(378,643.98)	-
<b>Cash and Cash Equivalents --August 31, 2007 and 2006</b>	\$ 210,985,350.40	\$ 160,098,676.56
Displayed as:		
Unrestricted Cash and Cash Equivalents (Statement of Net Assets)	197,517,873.40	151,301,865.24
Short-term Investments (Statement of Net Assets)	-	-
Restricted Cash and Cash Equivalents (Statement of Net Assets)	13,467,477.00	8,796,811.32
Restricted Short-term Investments (Statement of Net Assets)	-	-
	\$ 210,985,350.40	\$ 160,098,676.56
<b>Reconciliation of Operating Income to</b>		
<b>Net Cash Provided by Operating Activities</b>		
<b>Operating Income /Loss(-)</b>	\$ (145,029,994.37)	\$ (159,990,042.46)
<b>Adjustments to Reconcile Operating Income to</b>		
<b>Net Cash Provided by Operating Activities</b>		
Depreciation	26,869,772.11	20,472,951.55
Bad Debt Expense	3,699,370.19	3,817,270.30
Operating Income and Cash Flow Categories		
Classification Differences		
Changes in Assets and Liabilities:		
(Increase) Decrease in Receivables	(1,845,160.54)	(6,263,053.41)
(Increase) Decrease in Inventories	14,904.13	459,547.33
(Increase) Decrease in Loans & Contracts	(494,852.28)	(565,577.96)
(Increase) Decrease in Other Assets	(602,791.17)	(2,069,256.25)
(Increase) Decrease in Prepaid Expenses	(538,107.74)	(785,425.79)
Increase (Decrease) in Payables	(3,770,868.62)	(6,995,976.53)
Increase (Decrease) in Due to Other Components	-	(147,040.19)
Increase (Decrease) in Deferred Income	2,329,725.36	2,492,087.30
Increase (Decrease) in Other Liabilities	63,487.25	85,021.96
Total Adjustments	25,725,478.69	10,500,548.31
<b>Net Cash Provided by Operating Activities</b>	\$ (119,304,515.68)	\$ (149,489,494.15)
<b>Non Cash Transactions</b>		
Net Increase (Decrease) in FMV of Investments	\$ 6,390,514.24	\$ 2,562,069.13
Amortization of Investment Premiums/(Discounts)	\$ (407,191.80)	\$ (318,551.13)
Donation of non-cash investment	\$ 593,605.00	\$ -

*The accompanying Notes to the Combined Financial Statements are an integral part of the financial statements.*

**UNIVERSITY OF NORTH TEXAS FOUNDATION, INC.**

STATEMENT OF CASH FLOWS  
FOR THE YEAR ENDED DECEMBER 31, 2006  
WITH COMPARATIVE TOTALS FOR THE YEAR ENDED DECEMBER 31, 2005

	<u>2006</u>	<u>2005</u>
Cash Flows From Operating Activities		
Change in net assets	\$10,792,806	\$ 1,097,796
Adjustments to reconcile change in net assets to net cash provided by Operating activities:		
Realized and unrealized gain on market value of investments	(4,950,701)	(2,295,735)
(Increase)/Decrease in contributions and other receivables	(566,182)	224,633
Actuarial (gain)/loss on annuity obligations	65,913	139,270
(Increase) in cash value – life insurance	(20,672)	(5,769)
(Increase)/Decrease in prepaid expense	(67)	(22,644)
Increase/(Decrease) in accounts payable and accrued expenses	(33,423)	28,262
Increase/(Decrease) in agency funds	114,360	27,431
Increase/(Decrease) in annuity obligations	(75,755)	(96,605)
Decrease in inventory	-	3,950
Noncash contributions	<u>(1,309,028)</u>	<u>(74,014)</u>
Net Cash Provided (Used) By Operating Activities	<u>4,017,251</u>	<u>(973,425)</u>
Cash Flows From Investing Activities		
Proceeds from sale of investments	43,130,860	7,834,106
Purchases of investments	<u>(43,921,931)</u>	<u>(9,422,589)</u>
Net Cash Provided (Used) By Investing Activities	<u>(791,071)</u>	<u>(1,588,483)</u>
Net Increase (Decrease) in Cash and Cash Equivalents	3,226,180	(2,561,908)
Cash and Cash Equivalents- Beginning of Year	<u>2,711,227</u>	<u>5,273,135</u>
Cash and Cash Equivalents- End of Year	<u>\$ 5,937,407</u>	<u>\$ 2,711,227</u>
Supplemental Data:		
Gifts of securities	\$ 1,309,028	\$ 74,014
Interest paid	-	-
Income taxes paid	-	-

See accompanying notes to financial statements.



**THIS PAGE LEFT BLANK INTENTIONALLY**

UNAUDITED

UNIVERSITY OF NORTH TEXAS SYSTEM (794)  
NOTES TO THE COMBINED FINANCIAL STATEMENTS  
AUGUST 31, 2007

**Note 1: Summary of Significant Accounting Policies**

**General Introduction**

The University of North Texas System is an agency of the state of Texas and its financial records comply with state statutes and regulations. This includes compliance with the Texas Comptroller of Public Accounts' Reporting Requirements for Annual Financial Reports of State Agencies and Universities.

The University of North Texas is the fourth-largest university in Texas and defines itself as a recognized student-centered public research university where we harness the power of ideas through a culture of learning based on diverse viewpoints, interdisciplinary endeavors, creativity and disciplined excellence. The UNT Health Science Center at Fort Worth's mission is to improve the health and quality of life for the people of Texas and beyond through excellence in education, research, clinical care, community engagement and to provide national leadership in primary care.

The UNT System has no blended component units. The UNT System is reporting The University of North Texas Foundation, Inc. as a discrete component unit. Financial activity for the University of North Texas Health Science Center at Fort Worth Texas College of Osteopathic Medicine Foundation, Inc. (Foundation) is reported in UNTHSC's agency funds. The Foundation is a non-profit organization with the sole purpose of supporting the educational and other activities of UNTHSC. The Foundation solicits donations and acts as coordinator of gifts made by other parties. The financial operations of the Foundation are overseen by a 25 member board of community business leaders, elected for a three-year term, which includes the four Alumni Association/Society presidents during their respective terms of office. The Executive Director, who is appointed by the Board and approved by the President of UNTHSC, is also the Vice President of Development.

Due to the statewide requirements embedded in Governmental Accounting Standards Board Statement No. 34, *Basic Financial Statements – and Management's Discussion and Analysis – for State and Local Governments*, the Comptroller of Public Accounts does not require the accompanying annual financial report to comply with all the requirements in this statement. The financial report will be considered for audit by the State Auditor as part of the audit of the State of Texas Comprehensive Annual Financial Report; therefore, an opinion has not been expressed on the financial statements and related information contained in this report.

**Fund Structure**

The accompanying financial statements are presented on the basis of funds, each of which is considered a separate accounting entity.

**Proprietary Fund Types**

---

Enterprise Funds

Enterprise funds are used to account for any activity where a fee is charged to external users for goods or services. Activities must be reported as enterprise funds if any one of the following criteria is met.

1. The activity is financed with debt that is secured solely by a pledge of the net revenues from fees and charges of the activity.
2. Laws or regulations require that the activity's costs of providing services, including capital costs such as depreciation or debt service, be recovered with fees and charges.
3. The pricing policies of the activity establish fees and charges designed to recover its costs, including capital costs.

Agency Funds

Agency funds are used to account for assets the government holds on behalf of others in a purely custodial capacity. Agency funds involve only the receipt, temporary investment, and remittance of fiduciary resources to individuals, private organizations, or other governments. Agency funds in institutions of higher education are reported in the proprietary funds.

UNAUDITED

UNIVERSITY OF NORTH TEXAS SYSTEM (794)  
NOTES TO THE COMBINED FINANCIAL STATEMENTS  
AUGUST 31, 2007

**Component Units**

---

The UNT System has no blended component units. The University of North Texas Foundation, Inc. is reported as a discrete component unit because the Foundation's governing body is not substantively the same as the governing body of the UNT System. Additional information may be found in Note 17.

**Basis of Accounting**

The basis of accounting determines when revenues and expenditures or expenses are recognized in the accounts reported in the financial statements. The accounting and financial reporting treatment applied to a fund is determined by its measurement focus.

Proprietary funds are accounted for on the accrual basis of accounting. Under the accrual basis of accounting, revenues are recognized when earned and expenses are recognized at the time liabilities are incurred. Proprietary funds distinguish operating from non-operating items. Operating revenues and expenses result from providing services or producing and delivering goods in connection with the proprietary fund's principal ongoing operations. Operating expenses for the enterprise funds include the cost of sales and services, administrative expenses, and depreciation on capital assets.

**Restricted Net Assets**

When both restricted and unrestricted net assets are available for use, restricted resources are used first, and then unrestricted resources are used as they are needed.

**Budgets and Budgetary Accounting**

The UNT System component institutions' budgets are prepared annually and approved by the Board of Regents. The budgets for appropriated funds are prepared biennially and represent appropriations authorized by the legislature and approved by the Governor (the General Appropriations Act).

Unencumbered appropriations are generally subject to lapse 60 days after the end of the fiscal year for which they are appropriated.

**Assets, Liabilities, and Fund Balances/Net Assets**

**ASSETS**

---

Cash and Cash Equivalents

Short-term highly liquid investments that are both readily convertible to known amounts of cash and having an original maturity of three months or less are considered cash equivalents.

Securities Lending Collateral

The UNT System had no securities lending collateral transactions during the fiscal year.

Derivatives

The University has entered into forward contracts that guarantee a specified exchange rate on a specified date. Since no money has been exchanged for these contracts, no general ledger entries have been recorded.

Restricted Assets

Restricted assets include monies or other resources restricted by legal or contractual requirements. These assets include proceeds of enterprise fund general obligation and revenue bonds and revenues set aside for statutory or contractual requirements. Assets held in reserve for guaranteed student loan defaults are also included.

Inventories and Prepaid Items

Inventories include both merchandise inventories on hand for sale and consumable inventories. Inventories are valued at cost, generally utilizing the first-in-, first-out method. The consumption method of accounting is used to account for inventories and prepaid items that appear in the proprietary fund types. The cost of these items is expensed when the items are consumed.

UNAUDITED

UNIVERSITY OF NORTH TEXAS SYSTEM (794)  
NOTES TO THE COMBINED FINANCIAL STATEMENTS  
AUGUST 31, 2007

Capital Assets

Assets with an initial, individual cost of more than \$5,000 and an estimated useful life in excess of one year should be capitalized. These assets are capitalized at cost or, if any purchased, at appraised fair value as of the date of acquisition. Depreciation is reported on all “exhaustible” assets. “Inexhaustible” assets such as works of art and historical treasures are not depreciated.

All capital assets acquired by proprietary funds are reported at cost or estimated historical cost if actual historical cost is not available. Donated assets are reported at fair value on the acquisition date. Depreciation is charged to operations over the estimated useful life of each asset, using the straight-line method.

Current Receivables – Other

Other Receivables include year-end revenue accruals not included in any other receivable category.

Non-Current Receivables – Other

There are no Non-Current Receivables – Other reported for fiscal year 2007.

**LIABILITIES**

---

Accounts Payable

Accounts Payable represents the liability for the value of assets or services received at the statement of net assets date for which payment is pending.

Other Payables

Other Payables are the accrual at year-end of expenditure transactions not included in any of the other payable descriptions.

Employees’ Compensable Leave

Employees’ Compensable Leave represents the liability that becomes “due” upon the occurrence of relevant events such as resignations, retirements, and uses of leave balances by covered employees. Liabilities are reported separately as either current or noncurrent in the statement of net assets.

Capital Lease Obligations

Capital Lease Obligations represent the liability for future lease payments under capital lease contracts. Liabilities are reported separately as either current or non-current in the statement of net assets.

Bonds Payable – Revenue Bonds

Revenue bonds are generally accounted for in the proprietary funds. The bonds payable are reported at par. Bond discounts and premiums are not amortized over the life of the bonds in proprietary funds if they are not individually greater than 5 percent of the par value of the bond issue. Revenue Bonds Payable is reported separately as either current or non-current in the statement of net assets.

UNAUDITED

UNIVERSITY OF NORTH TEXAS SYSTEM (794)  
NOTES TO THE COMBINED FINANCIAL STATEMENTS  
AUGUST 31, 2007

**FUND BALANCE/NET ASSETS**

---

The difference between fund assets and liabilities is 'Net Assets' on the proprietary fund statements.

Invested in Capital Assets, Net of Related Debt

Invested in capital assets, net of related debt consists of capital assets, net of accumulated depreciation and reduced by outstanding balances for bonds, notes, and other debt that are attributed to the acquisition, construction, or improvement of those assets.

Restricted Net Assets

Restricted Net Assets result when constraints placed on net asset use are either externally imposed by creditors, grantors, contributors, and the like, or imposed by law through constitutional provisions or enabling legislation.

Unrestricted Net Assets

Unrestricted Net Assets consist of net assets which do not meet the definition of the two preceding categories. Unrestricted net assets often have constraints on resources, which are imposed by management, but can be removed or modified.

**INTERFUND TRANSACTIONS AND BALANCES**

---

Not Applicable to proprietary funds.

**UNAUDITED**

**UNIVERSITY OF NORTH TEXAS SYSTEM (794)  
NOTES TO THE COMBINED FINANCIAL STATEMENTS  
AUGUST 31, 2007**

**Note 2: Capital Assets**

A summary of changes in Capital Assets for the year ended August 31, 2007, is presented below:

BUSINESS-TYPE ACT.	Balance 9/1/2006	Adjustments	Reclassifications			Additions	Deletions	Balance 8/31/2007
			Completed CIP	Increase Interagency Transfers	Decrease Interagency Transfers			
<b>Non-depreciable assets:</b>								
Land & Land Improvements	59,976,127.87			5,553,223.65	(5,553,223.65)	3,743,367.76		63,719,495.63
Construction in Progress	27,409,435.09		(26,898,677.49)			4,117,252.94	(110,581.28)	4,517,429.26
Other Capital Assets	23,206,859.49			21,842.37	(21,842.37)	67,570.83		23,274,430.32
<b>Total non-depreciable assets:</b>	<b>110,592,422.45</b>	<b>0.00</b>	<b>(26,898,677.49)</b>	<b>5,575,066.02</b>	<b>(5,575,066.02)</b>	<b>7,928,191.53</b>	<b>(110,581.28)</b>	<b>91,511,355.21</b>
<b>Depreciable assets:</b>								
Buildings & Building Improvements	494,712,389.87		26,263,083.59			55,323,539.27	(617,210.72)	575,681,802.01
Infrastructure	7,789,073.21					1,033,395.00		8,822,468.21
Facilities & Other Improvements	13,731,791.33		442,330.90			1,554,843.18	(317,884.59)	15,411,080.82
Furniture & Equipment	102,369,977.83	(5,777.37)	193,263.00	600,909.42	(589,126.92)	9,455,586.20	(2,559,689.45)	109,465,142.71
Vehicles, Boats & Aircraft	6,754,267.79			19,208.00	(19,208.00)	457,702.92	(182,794.38)	7,029,176.33
Other Capital Assets	71,506,459.79					7,394,125.73	(45,669.00)	78,854,916.52
<b>Total depreciable assets at historical costs:</b>	<b>696,863,959.82</b>	<b>(5,777.37)</b>	<b>26,898,677.49</b>	<b>620,117.42</b>	<b>(608,334.92)</b>	<b>75,219,192.30</b>	<b>(3,723,248.14)</b>	<b>795,264,586.60</b>
<b>Less Accum. Deprec. for:</b>								
Buildings & Building Improvements	(241,777,196.56)					(13,086,222.81)	586,350.18	(254,277,069.19)
Infrastructure	(7,443,004.47)					(336,240.17)		(7,779,244.64)
Facilities & Other Improvements	(7,741,739.09)					(448,331.08)	230,350.00	(7,959,720.17)
Furniture & Equipment	(65,762,075.41)			(45,398.71)	34,074.97	(9,075,049.18)	2,770,107.84	(72,078,340.49)
Vehicles, Boats & Aircraft	(4,022,339.02)			(4,801.95)	4,801.95	(618,488.67)	150,308.41	(4,490,519.28)
Other Capital Assets	(40,311,035.86)				1,092.06	(3,305,440.20)		(43,615,384.00)
<b>Total Accum. Depreciation</b>	<b>(367,057,390.41)</b>	<b>0.00</b>	<b>0.00</b>	<b>(50,200.66)</b>	<b>39,968.98</b>	<b>(26,869,772.11)</b>	<b>3,737,116.43</b>	<b>(390,200,277.77)</b>
<b>Depreciable assets, net</b>	<b>329,806,569.41</b>	<b>(5,777.37)</b>	<b>26,898,677.49</b>	<b>569,916.76</b>	<b>(568,365.94)</b>	<b>48,349,420.19</b>	<b>13,868.29</b>	<b>405,064,308.83</b>
<b>Business-type activities capital assets, net:</b>	<b>440,398,991.86</b>	<b>(5,777.37)</b>	<b>0.00</b>	<b>6,144,982.78</b>	<b>(6,143,431.96)</b>	<b>56,277,611.72</b>	<b>(96,712.99)</b>	<b>496,575,664.04</b>

**Note 3: Deposits, Investments and Repurchase Agreements**

The UNT System component institutions are authorized by statute to make investments following the “prudent person rule.” There were no significant violations of legal provisions during the period.

UNAUDITED

**UNIVERSITY OF NORTH TEXAS SYSTEM (794)**  
**NOTES TO THE COMBINED FINANCIAL STATEMENTS**  
**AUGUST 31, 2007**

**Deposits of Cash in Bank**

As of August 31, 2007, the carrying amount of deposits was \$(12,349,189.56) for Proprietary Funds and \$5,937,407.00 for University of North Texas Foundation, Inc. as presented below.

<b>Business-Type Activities</b>	
<b>CASH IN BANK – CARRYING VALUE</b>	<b>\$(12,349,189.56)</b>
Less: Certificates of Deposit included in carrying value and reported as Cash Equivalents	
Less: Uninvested Securities Lending Cash Collateral included in carrying value and reported as Securities Lending Collateral	
Less: Securities Lending CD Collateral included in carrying value and reported as Securities Lending Collateral	
<b>Cash in Bank per AFR</b>	<b>\$(12,349,189.56)</b>
<b>Proprietary Funds Current Assets Cash in Bank</b>	<b>\$(11,763,809.68)</b>
<b>Proprietary Funds Current Assets Restricted Cash in Bank</b>	<b>\$(585,379.88)</b>
<b>Cash in Bank per AFR</b>	<b>\$(12,349,189.56)</b>

<b>Discrete Component Unit</b>	
<b>CASH IN BANK – CARRYING VALUE</b>	<b>\$5,937,407.00</b>
Less: Certificates of Deposit included in carrying value and reported as Cash Equivalents	
Less: Uninvested Securities Lending Cash Collateral included in carrying value and reported as Securities Lending Collateral	
Less: Securities Lending CD Collateral included in carrying value and reported as Securities Lending Collateral	
<b>Cash in Bank per AFR</b>	<b>\$5,937,407.00</b>
<b>Discrete Component Unit Current Assets Cash in Bank</b>	<b>\$5,937,407.00</b>
<b>Discrete Component Unit Current Assets Restricted Cash in Bank</b>	
<b>Discrete Component Unit Non-Current Restricted Cash in Bank</b>	
<b>Cash in Bank per AFR</b>	<b>\$5,937,407.00</b>

These amounts consist of all cash in local banks and a portion of short-term investments. These amounts are included on the Combined Statement of Net Assets as part of the Cash and Cash Equivalents accounts.

As of August 31, 2007, the total bank balance was as follows:

Business-Type Activities	\$(564,492.86)
Discrete Component Unit	\$4,471,055.00

Custodial credit risk for deposits is the risk that, in the event of the failure of a depository financial institution, the agency will not be able to recover deposits or will not be able to recover collateral securities that are in the possession of an outside party. The University of North Texas Foundation, Inc., presented as a discrete component unit, maintains cash balances at times in excess of \$100,000 in banks, which are insured by the Federal Deposit Insurance Corporation up to \$100,000. The Foundation's depository bank, Wells Fargo N.A., has pledged government backed securities with a par value of \$983,571 to secure Foundation deposits in excess of \$100,000. The pledged security is held by a third-party safekeeping bank under a pledged collateral agreement. The market value of the pledged security at December 31, 2006 was \$990,816. The total amount of checking account deposits with Wells Fargo Bank N.A. as of December 31, 2006 was \$100,008. In addition to the checking account balance, the Foundation had cash balances of \$4,471,055 at December 31, 2006 invested with Wells Fargo Bank N.A. under a fully collateralized repurchase agreement. The Foundation also maintains short-term cash investments in money-market mutual funds, which are not insured.

**Investments**

The University of North Texas System's investment portfolio is invested pursuant to Section 51.0032, Education Code and Chapter 2256, Government Code, the Public Funds Investment Act (PFIA) and UMIFA Chapter 163, Property Code. Under the PFIA the University of North Texas' governing board is required to adopt a written

**UNAUDITED**

**UNIVERSITY OF NORTH TEXAS SYSTEM (794)  
NOTES TO THE COMBINED FINANCIAL STATEMENTS  
AUGUST 31, 2007**

investment policy and strategy, review the policy and strategy not less than annually, appoint an investment office, and adopt internal controls to safeguard the University's funds. Chapter 2257, Government Code, The Public Funds Collateral Act set the standard for collateralization of public funds in Texas.

As of August 31, 2007, the carrying values of investments are presented below. The fair value is equivalent to the carrying value.

<b>Business-Type Activities</b>	<b>Carrying Value</b>
<b>U.S. Government</b>	
U.S. Treasury Securities	\$569,396.41
U.S. Treasury Strips	
U.S. Treasury TIPS	
U. S. Government Agency Obligations (Ginnie Mae, Fannie Mae, Freddie Mac, Sallie Mae, etc.)	122,182,687.65
U. S. Government Agency Obligations (Texas Treasury Safekeeping Trust Co.)	43,230.95
Certificate of Deposit	29,369.08
Corporate Obligations	10,819,540.44
Corporate Asset and Mortgage Backed Securities	
Equity	3,684,006.62
Endowment Funds- collective	24,761,797.51
International Obligations (Govt. and Corp.)	88,421.59
International Equity	786,316.41
Repurchase Agreement	18,592,032.88
Repurchase Agreement (Texas Treasury Safekeeping Trust Co.)	
Fixed Income Money Market and Bond Mutual Fund	5,446,547.30
Other Commingled Funds	43,296,924.54
Other Commingled Funds (Texpool)	142,493,143.63
Commercial Paper	
Securities Lending Collateral Investment Pool	997,007.32
Real Estate	
Misc (alternative investments, limited partnerships, guaranteed investment contract, political subdivision, bankers' acceptance, negotiable CD)	5,453,961.91
<b>Total</b>	<b>\$379,244,384.24</b>



UNAUDITED

**UNIVERSITY OF NORTH TEXAS SYSTEM (794)  
NOTES TO THE COMBINED FINANCIAL STATEMENTS  
AUGUST 31, 2007**

Discrete Component Unit	Fair Value
<b>U.S. Government</b>	
U.S. Treasury Securities	
U.S. Treasury Strips	
U.S. Treasury TIPS	
U. S. Government Agency Obligations (Ginnie Mae, Fannie Mae, Freddie Mac, Sallie Mae, etc.)	
U. S. government Agency Obligations (Texas Treasury Safekeeping Trust Co.)	
Certificate of Deposit	
Corporate Obligations	
Corporate Asset and Mortgage Backed Securities	
Equity	27,042,887
Endowment Funds- collective	
International Obligations (Govt. and Corp.)	
International Equity	
Repurchase Agreement	
Repurchase Agreement (Texas Treasury Safekeeping Trust Co.)	
Fixed Income Money Market and Bond Mutual Fund	12,418,800
Other Commingled Funds	
Other Commingled Funds (Texpool)	
Commercial Paper	
Securities Lending Collateral Investment Pool	
Real Estate	
Misc (alternative investments, limited partnerships, guaranteed investment contract, political subdivision, bankers' acceptance, negotiable CD)	10,706,722
<b>Total</b>	<b>\$50,168,409</b>

Foreign currency risk for investments is the risk that changes in exchange rates will adversely affect the investment. The exposure to foreign risk at August 31, 2007, was as follows:

Fund Type	GAAP Fund	Currency	Balance
05	0001	Euro	\$304,832.32

**UNAUDITED**

**UNIVERSITY OF NORTH TEXAS SYSTEM (794)  
NOTES TO THE COMBINED FINANCIAL STATEMENTS  
AUGUST 31, 2007**

Credit risk is the risk that an issuer or counterparty to an investment will not fulfill its obligations. As of August 31, 2007, the university's credit quality distribution for securities with credit risk exposure was as follows:

*Standard and Poor's*

<b>Fund Type</b>	<b>GAAP Fund</b>	<b>Investment Type</b>	<b>AAA</b>	<b>AA</b>	<b>BBB</b>	<b>BB</b>	<b>B</b>	<b>C</b>	<b>Unrated</b>
05	0001	U.S. Government Agency Obligations	\$112,497,383	\$	\$	\$	\$	\$	\$9,621,648
		U.S. Government Agency Obligations (Texas Treasury Safekeeping Trust Co.)							43,231
		Corporate Obligations	9,982,124		19,132	363,572	316,067	4,308	134,337
		Corporate Asset and Mortgage Backed Securities							
		International Obligations			8,435	68,328	11,659		
		Repurchase Agreement	18,592,033						
		Fixed Income Money Market and Bond Mutual Fund	18,896,804						3,563,605
		Miscellaneous							896,339

**Reverse Repurchase Agreements**

The UNT System components, by statute, are authorized to enter into reverse repurchase agreements. The UNT System did not enter into any reverse repurchase agreements during the current fiscal year.

**Securities Lending Transactions**

The UNT System did not participate in any securities-lending program.

**Derivatives**

Because of a donation of \$1,100,000 plus a pledge for another \$400,000, the University of North Texas College of Music has the opportunity to have constructed a pipe organ and case design for the Murchison Performing Arts Center. Wolff & Associés Ltée Corporation, a Canadian company, is building the organ over a period of approximately four years. The total cost of the organ is \$2,000,000 Canadian dollars (projected to be \$1,500,000 American plus an inflation factor).

There is a financial risk associated with entering into a contract with Wolff & Associés. Wolff & Associés insists on being paid in Canadian dollars. Should exchange rates fluctuate with the Canadian dollar gaining in value relative to the American dollar then the University would have to pay some amount greater than \$1,500,000 for the organ. Should the American dollar rise in value relative to the Canadian dollar, the University would pay less (not considering the inflation factor of the contract).

In order to minimize risk, the University decided to enter into forward contracts with Wells Fargo Bank. The forward contracts guarantee the US dollar amount at each scheduled payment. At each payment date the University is required to wire \$112,500 Canadian dollars. As gift money has been received, the University has entered into forward contracts to closely match the scheduled payment dates. Since no money has been exchanged for these forward contracts, no general ledger entry has been recorded.

If the forward contracts were offset (cancelled) there would be a positive value for the University of \$40,040.81 however, this could change as money markets fluctuate.

**UNAUDITED**

**UNIVERSITY OF NORTH TEXAS SYSTEM (794)  
NOTES TO THE COMBINED FINANCIAL STATEMENTS  
AUGUST 31, 2007**

**Note 4: Short-Term Debt**

During the year ended August 31, 2007, there was no reportable activity for short-term debt.

**Note 5: Summary of Long Term Liabilities**

**Changes in Long-Term Liabilities**

During the year ended August 31, 2007 the following changes occurred in long-term liabilities:

<b>Business-Type Activities</b>	<b>Balance 09-01-06</b>	<b>Additions</b>	<b>Reductions</b>	<b>Balance 08-31-07</b>	<b>Amounts Due Within One Year</b>
Notes & Loans Payable	\$ 0.00	\$ 0.00	\$ 0.00	\$ 0.00	\$ 0.00
Revenue Bonds Payable	222,805,000.00	56,050,000.00	(10,230,000.00)	268,625,000.00	10,610,000.00
Claims & Judgments	0.00	0.00	0.00	0.00	0.00
Capital Lease Obligations	795,136.74	0.00	(174,232.85)	620,903.89	179,656.32
Commercial Paper	26,104,000.00	17,000,000.00	(22,321,000.00)	20,783,000.00	0.00
Compensable Leave	15,649,734.72	699,867.87	(1,521,735.39)	14,827,867.20	1,114,953.82
<b>Total Business-Type Activities</b>	<b>\$265,353,871.46</b>	<b>\$73,749,867.87</b>	<b>\$(34,246,968.24)</b>	<b>\$304,856,771.09</b>	<b>\$11,904,610.14</b>

The University of North Texas System established a commercial paper program and permits the issuance of commercial paper notes which may not exceed, in aggregate, the principal amount of \$50,000,000 at any one time. Additional University of North Texas System Revenue Financing System Commercial Paper Notes, Series A were issued during the fiscal year to finance various capital projects. The outstanding balance at August 31, 2007 is \$20,783,000 with interest rates of 3.70%, 3.70%, and 3.64%.

The University of North Texas System will provide liquidity support for \$50,000,000 in commercial paper notes by utilizing available funds of The University of North Texas System in lieu of or in addition to bank liquidity support.

The maximum maturity for commercial paper is 270 days. In practice, UNT System rolls, pays off, and/or issues new commercial paper at each maturity. Commercial paper will continue to be used as interim funding until long-term bonds are approved and issued or gifts are received to retire the commercial paper debt.

Long-Term Liabilities are presented for each component with an offsetting contra-account representing the amount due from/to other components.

**Notes and Loans Payable**

The UNT System did not have any long-term notes and loans payable during the current fiscal year.

**Claims & Judgments**

As of August 31, 2007, the UNT System did not have any material claims or judgments that were settled and unpaid.

**Employees' Compensable Leave**

A state employee is entitled to be paid for all unused vacation time and 1.5 compensatory time accrued, in the event of the employee's resignation, dismissal, or separation from State employment, provided the employee has had continuous employment with the State for six months. Expenditures for accumulated annual leave balances are recognized in the period paid or taken in governmental fund types. For these fund types, the liability for unpaid benefits is recorded in the Statement of Net Assets. An expense and liability for proprietary fund types is recorded in the proprietary funds as the benefits accrue to employees. No liability is recorded for non-vesting accumulating rights to receive sick pay benefits.

UNAUDITED

**UNIVERSITY OF NORTH TEXAS SYSTEM (794)  
NOTES TO THE COMBINED FINANCIAL STATEMENTS  
AUGUST 31, 2007**

**Note 6: Capital Leases**

The UNT System has entered into a long-term lease for financing the purchase of a certain fixed asset. Such lease is classified as a capital lease for accounting purposes and, therefore, has been recorded at the present value of the future minimum lease payments at the inception of the lease. The following is a summary of original capitalized costs of all such property under lease as well as the accumulated depreciation as of August 31, 2007:

Assets Under Capital Leases	Business-Type Activities
Furniture & Equipment	\$ 908,360.00
Less: Accumulated Depreciation	105,975.24
<b>Total</b>	<b>\$ 802,384.76</b>

Future minimum lease payments under these capital leases, together with the present value of the net minimum lease payments at fiscal year-end, are as follows:

Future minimum lease payments	Business-Type Activities		
	Principal	Interest	Total
2008 (Future Year 1)	\$179,656.32	\$16,543.68	\$196,200.00
2009 (Future Year 2)	185,248.62	10,951.38	196,200.00
2010 (Future Year 3)	191,015.00	5,185.00	196,200.00
2011 (Future Year 4)	64,983.95	416.05	65,400.00
2012 (Future Year 5)	0.00	0.00	0.00
2013 -2017 (Future Year 6-10)	0.00	0.00	0.00
2018-2022 (Future Year 11-15)	0.00	0.00	0.00
2023-2027 (Future Year 16-20)	0.00	0.00	0.00
Total Minimum Lease Payments	\$620,903.89	\$33,096.11	\$654,000.00
Less: Amount Representing Interest at Various Rates	0.00	0.00	0.00
Present Value of Net Minimum Lease Payments	<b>\$620,903.89</b>	<b>\$33,096.11</b>	<b>\$654,000.00</b>

**Note 7: Operating Lease Obligations**

Included in the expenditures reported in the financial statements are the following amounts of rent paid or due under operating leases:

Fund Type	Amount
General Fund	\$ 849,319.15

Future minimum lease rental payments under non-cancelable operating leases having an initial term in excess of one year are as follows:

Year Ended August 31, 2007	
2008 (Future Year 1)	\$448,638.60
2009 (Future Year 2)	292,227.50
2010 (Future Year 3)	27,202.00
2011 (Future Year 4)	
2012 (Future Year 5)	
2013-17 (Future Years 6-10)	
2018-22 (Future Years 11-15)	
<b>Total Minimum Future Lease Rental Payments</b>	<b>\$768,068.10</b>

**UNAUDITED**

**UNIVERSITY OF NORTH TEXAS SYSTEM (794)  
NOTES TO THE COMBINED FINANCIAL STATEMENTS  
AUGUST 31, 2007**

**Note 8: Interfund Balances/Activity**

As explained in Note 1 regarding Interfund Activities and Balances, there are numerous transactions between funds and agencies. At year-end amounts to be received or paid are reported as:

- Interfund Receivables or Interfund Payables
- Due From Other Agencies or Due To Other Agencies
- Due from Other Funds or Due to Other Funds
- Transfers in or Transfers Out
- Legislative Transfers In or Legislative Transfers Out

The UNT System experienced routine transfers with other state agencies, which were consistent with the activities of the fund making the transfer. Repayment of interfund balances will occur within one year from the date of the financial statement.

Individual balances and activity at August 31, 2007, follows:

Current Portion	Current Interfund Receivable	Current Interfund Payable
ENTERPRISE FUND (05)	\$ 0.00	\$ 0.00
<b>Total Interfund Receivable/Payable</b>	<b>\$ 0.00</b>	<b>\$ 0.00</b>

Non-Current Portion	Non-Current Interfund Receivable	Non-Current Interfund Payable
ENTERPRISE FUND (05)	\$ 0.00	\$ 0.00
<b>Total Interfund Receivable/Payable</b>	<b>\$ 0.00</b>	<b>\$ 0.00</b>

	Legislative Transfers In	Legislative Transfers Out
ENTERPRISE FUND (05)	\$ 0.00	\$ 0.00
<b>Total Legislative Transfers</b>	<b>\$ 0.00</b>	<b>\$ 0.00</b>

The detailed State Grant Pass Through information is listed on Schedule 1B – Schedule of State Grant Pass Throughs From/To State Agencies.

**Note 9: Contingent Liabilities**

The UNT System has received several federal grants for specific purposes that are subject to review and audit by the grantor agencies. Such audits could lead to a request for reimbursements to grantor agencies for expenditures disallowed under the terms of the grant. Based on prior experience, management believes such disallowances, if any, will be immaterial.

As of August 31, 2007, there are no known contingent liabilities that are likely to have a material effect on the System.

**Note 10: Continuance Subject to Review**

Not Applicable.

**Note 11: Risk Financing and Related Insurance**

The UNT System is exposed to a variety of civil claims resulting from the performance of its duties. It is the UNT System policy to periodically assess the proper combination of commercial insurance and retention of risk to cover losses to which it may be exposed.

The UNT System assumes substantially all risks associated with tort and liability claims due to the performance of its duties. Currently there is no purchase of commercial general liability insurance for any of the UNT System components as an entity, nor is the UNT System involved in any risk pools with other government entities.

UNAUDITED

UNIVERSITY OF NORTH TEXAS SYSTEM (794)  
NOTES TO THE COMBINED FINANCIAL STATEMENTS  
AUGUST 31, 2007

The UNT System's liabilities are reported when it is both probable that a loss has occurred and the amount of that loss can be reasonably estimated.

All state employees are insured by the State. The UNT System has various self-insured arrangements for coverage of local employees in the areas of workers' compensation and liability. There are no claims pending or significant nonaccrued liabilities, as stated in Note 5.

The State provides coverage for unemployment benefits from appropriations made to other state agencies for UNT System employees. The current General Appropriations Act provides that the UNT System components must reimburse General Revenue Fund – Consolidated, from UNT System appropriations, one-half of the unemployment benefits for former and current employees. The Comptroller of Public Accounts determines the proportionate amount to be reimbursed from each appropriated fund type. The UNT System Administration component has only one appropriated fund type. The UNT System components must reimburse the General Revenue Fund 100% of the cost for unemployment compensation for any employees paid from funds held in local bank accounts and local funds held in the state treasury.

Unemployment compensation is on a pay-as-you-go basis through the State of Texas, with the exception of locally funded enterprises that have fund expenses and set-aside amounts based on a percentage of payroll amounts as detailed below. No material outstanding claims are pending at August 31, 2007.

Changes in the balances of the UNT System's reserves for unemployment compensation for payments made for all claims and settlements, including unemployment compensation, for fiscal years 2006 and 2007 are shown below. No material outstanding claims were pending at August 31, 2007.

	Beginning Balance	Increases	Decreases	Ending Balance
2006	\$ 2,271,579.84	\$ 544,728.23	(\$349,634.95)	\$ 2,466,673.12
2007	\$ 2,466,673.12	\$ 537,786.09	(\$49,079.44)	\$ 2,955,379.77

It is estimated that \$234,958.08 of the \$2,955,379.77 reserve balance will be used for claims payments within the next fiscal year, and the remaining balance will be kept in reserve for future claims.

Health benefits are provided through the various state contracts administered by the Employee Retirement System (ERS).

The University of North Texas (University) and the Health Science Center (HSC) are required by certain bond covenants to carry fire and/or extended coverage and boiler insurance on buildings financed through the issuance of bonds using pledged Auxiliary or other non-Educational and General Funds. The insurance protects the bondholders from a disruption to the revenue stream that is being utilized to make the bond interest and principal payments. The following insurance coverage was in force and all premium payments paid in full at the close of the fiscal year:

Standard Fire and Extended Coverage (Property) – Limit of liability exceeds bond requirements. Carriers: Lexington Insurance Company and Fireman's Fund Insurance Company.

Vehicle Liability and Property Damage – Limit of liability, bodily injury \$250,000/\$500,000; property damage \$100,000, exceeds requirements. Carrier: The Hartford Insurance Company.

The Texas Motor Vehicle Safety Responsibility Act requires that every non-governmental vehicle operated on a state highway be insured for minimum limits of liability in the amount of \$20,000/\$40,000 bodily injury and \$15,000 property damage. In addition, the University has chosen to carry liability insurance on its licensed vehicles in the amount of \$250,000/\$500,000 bodily injury and \$100,000 property damage.

UNAUDITED

UNIVERSITY OF NORTH TEXAS SYSTEM (794)  
NOTES TO THE COMBINED FINANCIAL STATEMENTS  
AUGUST 31, 2007

The University's Student Health and Wellness Center has medical professional liability coverage with Columbia Casualty Company for a maximum per incident limit of \$250,000 and an aggregate of \$750,000 with a \$10,000 deductible.

UNTHSC manages a self-insurance plan for its clinical operations.

A Directors & Officers Liability policy is maintained with AXIS Reinsurance Company that covers all UNT System employees and volunteers and also, entity coverage. The policy provides for a maximum limit of \$5,000,000 with a \$100,000 deductible per insured individual, a \$50,000 deductible for entity, and a \$25,000 deductible for volunteers.

**Note 12: Segment Information**

Not Applicable.

**Note 13: Bonded Indebtedness**

**Bonds Payable**

Detailed supplemental bond information is disclosed in the Combined Schedule 2-A, Miscellaneous Bond Information; Combined Schedule 2-B, Changes in Bonded Indebtedness; Combined Schedule 2-C, Debt Service Requirements; Combined Schedule 2D, Analysis of Funds Available for Debt Service; Combined Schedule 2E, Defeased Bonds Outstanding; and Combined Schedule 2-F, Early Extinguishment and Refunding.

General information related to bonds is summarized below:

**University of North Texas System Administration**

Revenue Financing System Refunding and Improvement Bonds, Series 2005

- To provide funds for the construction and equipping of a building for the UNT-Dallas campus including a library, classrooms, offices and related parking
- Issued 10-01-05
- \$22,655,000; all authorized bonds have been issued
- Source of revenue for debt service – legislative appropriation and all Pledged Revenues of the Participants of the University of North Texas Revenue Financing System

Revenue Financing System Bonds, Series 2007

- To provide funds for the purposes of refunding a portion of the Board's outstanding commercial paper notes; and acquiring, renovating and equipping property in Dallas for academic and administrative purposes
- Issued 01-01-07
- \$16,980,000; all authorized bonds have been issued
- Source of revenue for debt service- all Pledged Revenues of the Participants of the Revenue Financing System

**University of North Texas**

Consolidated University Revenue Bonds, Series 1994

- To provide funds sufficient to purchase and renovate a facility for the purpose of storing library materials and surplus property, and provide work area for certain library staff; to construct an Advanced Learning and Student Service Center; to renovate the University Library; and pay the costs of issuance
- Issued 02-01-1994
- \$10,000,000; all authorized bonds have been issued
- Source of revenue for debt service – legislative appropriation and Gross Revenues of the University Building System, the General Fee (now called Designated Tuition), Pledged Student Tuition, Student Union Fee, and certain investment income

**UNAUDITED**

**UNIVERSITY OF NORTH TEXAS SYSTEM (794)  
NOTES TO THE COMBINED FINANCIAL STATEMENTS  
AUGUST 31, 2007**

Revenue Financing System Bonds, Series 1999

- To provide funds sufficient to finance construction of a conference facility, two major wiring projects for dormitories and other University buildings, and pay the costs of issuance
- Issued 06-15-1999
- \$23,040,000 (total issue \$32,540,000 -- \$9,500,000 Health Science Center portion); all authorized bonds have been issued
- Source of revenue for debt service – legislative appropriation and all Pledged Revenues of the Participants of the University of North Texas Revenue Financing System

Revenue Financing System Bonds, Series 2001

- To provide funds for the construction and equipping of a student-oriented recreation facility (the “Recreation Center”) and pay the costs of issuance
- Issued 12-01-2001
- \$33,860,000; all authorized bonds have been issued
- Source of revenue for debt service – Student Recreational Facility Fee of \$75 per student per semester approved by the Texas Legislature to be charged beginning with the first semester the facility is occupied and all Pledged Revenues of the Participants of the University of North Texas System Revenue Financing System

Revenue Financing System Bonds, Series 2002

- To provide funds for the purposes of constructing and equipping a new science building; the renovation of existing space at the University’s Research Park; the acquisition and renovation of two existing private housing facilities; and pay the costs of issuance
- Issued 08-01-2002
- \$36,340,000; (total issue \$63,470,000--\$27,130,000 Health Science Center portion); all authorized bonds have been issued
- Source of revenue for debt service – legislative appropriation and all Pledged Revenues of the Participants of the University of North Texas System Revenue Financing System

Revenue Financing System Bonds, Series 2002A

- To provide funds for the purposes of constructing a 300-bed student residence hall for University students and pay the costs of issuance
- Issued 11-01-2002
- \$9,500,000; all authorized bonds have been issued
- Source of revenue for debt service – all Pledged Revenues of the Participants of the University of North Texas System Revenue Financing System

Revenue Financing System Bonds, Series 2003

- To provide funds for the purposes of constructing a 600-bed student residence hall and dining facility for University students and pay the costs of issuance
- Issued 05-01-2003
- \$31,180,000; all authorized bonds have been issued
- Source of revenue for debt service – all Pledged Revenues of the Participants of the University of North Texas System Revenue Financing System



UNAUDITED

UNIVERSITY OF NORTH TEXAS SYSTEM (794)  
NOTES TO THE COMBINED FINANCIAL STATEMENTS  
AUGUST 31, 2007

Revenue Financing System Refunding Bonds, Series 2003A

- To provide funds sufficient to refund certain of the University's outstanding Consolidated University Revenue Bonds, Series 1994, Health Science Center Tuition Revenue Bonds, Series 1994, Consolidated University Revenue Bonds, Series 1996, Revenue Financing System Tuition Revenue Bonds, Series 1999, and Revenue Financing System Tuition Revenue Bonds, Series 2002; and to pay the costs of issuance
- Issued 09-01-03
- \$6,185,000; all authorized bonds have been issued
- Source of revenue for debt service – legislative appropriation and all Pledged Revenues of the Participants of the University of North Texas System Revenue Financing System

Revenue Financing System Bonds, Taxable Series 2003B

- To provide funds for the purposes of constructing and equipping student housing facilities, to wit, five sorority houses to be owned by the University; paying a portion of the accrued interest; and paying certain costs of issuing the bonds.
- Issued 09-01-03
- \$4,980,000; all authorized bonds have been issued
- Source of revenue for debt service – fees charged for occupying the sorority facilities and also the Pledged Revenues of the Participants of the University of North Texas Revenue Financing System

Revenue Financing System Refunding and Improvement Bonds, Series 2005

- To provide funds for the purposes of advance refunding a portion (\$37.7 million par value) of the Board's outstanding bonds; refunding a portion of the Board's outstanding commercial paper notes; construction and equipping of a student wellness and career center; paying a portion of the accrued interest; and paying certain costs of issuing the bonds
- Issued 10-01-05
- \$42,890,000; all authorized bonds have been issued
- Source of revenue for debt service- pledged revenues of the participants of the Revenue Financing System

Revenue Financing System Bonds, Series 2007

- To provide funds for the purposes of refunding a portion of the Board's outstanding commercial paper notes; construction and equipping of two residence halls; paying a portion of the accrued interest; and paying certain costs of issuing the bonds
- Issued 01-01-07
- \$39,070,000; all authorized bonds have been issued
- Source of revenue for debt service- pledged revenues of the participants of the Revenue Financing System

**University of North Texas Health Science Center**

Revenue Financing System Bonds, Series 1999

- To acquire, purchase, construct, improve, renovate, enlarge, or equip property, buildings, structures, facilities, roads, or related infrastructure for the Health Science Center; pay the municipal bond insurance premium for the bonds; and to pay costs of issuing the bonds
- Issued 06-15-1999
- \$9,500,000; all authorized bonds have been issued.
- Source of revenue for debt service – legislative appropriation and all Pledged Revenues of the Participants of the University of North Texas System Revenue Financing System

UNAUDITED

UNIVERSITY OF NORTH TEXAS SYSTEM (794)  
NOTES TO THE COMBINED FINANCIAL STATEMENTS  
AUGUST 31, 2007

Revenue Financing System Refunding and Improvement bond Series 1999A

- To provide funds for the purposes of constructing a parking garage at the University of North Texas Health Science Center at Fort Worth (the "Health Science Center"); refunding certain of the currently outstanding Health Science Center General Tuition Revenue Bonds, Series 1994; and paying the municipal bond insurance premium for the bonds; and paying certain costs of issuing the Bonds
- Issued 09-01-1999
- \$15,535,000; all authorized bonds have been issued
- Source of revenue for debt service – legislative appropriation and all Pledged Revenues of the Participants of the University of North Texas System Revenue Financing System

Revenue Financing System Bonds, Series 2002

- To acquire, purchase, construct, improve renovate, enlarge, or equip property, buildings, structures, facilities, roads, or related infrastructure for the Health Science Center; pay the municipal bond insurance premium for the bonds; and to pay costs of issuing the bonds
- Issued 08-01-02
- \$27,130,000; all authorized bonds have been issued
- Source of revenue for debt service – legislative appropriation and all Pledged Revenues of the Participants of the University of North Texas System Revenue Financing System

Revenue Financing System Refunding Bonds, Series 2003A

- To advance refund a portion of the Board's outstanding bonds in order to reduce debt service requirements of the Board in certain years
- Issued 09-01-03
- \$2,915,000; all authorized bonds have been issued
- Source of revenue for debt service – Pledged university revenue including all funds and balances lawfully available to the Board

Revenue Financing System Refunding and Improvement Bonds, Series 2005

- To provide funds for the purposes of advance refunding a portion (\$11.43 million par value) of the Board's outstanding bonds; paying a portion of the accrued interest; and paying certain costs of issuing the bonds
- Issued 10-01-05
- \$11,250,000; all authorized bonds have been issued
- Source of revenue for debt service – Pledged UNTHSC revenue including all funds and balances lawfully available to the Board.

**Advance Refunding Bonds**

In prior years, the UNT System has defeased certain revenue bond issues by placing the proceeds of new bond issues in irrevocable trusts to provide for all future debt service payments on the issues. Accordingly, the liability for the bonds is not included in the financial statements. At August 31, 2007, the principal balance outstanding for the defeased bonds is \$25,255,000.

**Note 14: Subsequent Events**

UNT System Administration received funding for debt service for a general academic building at the UNT Dallas Campus beginning in FY09, contingent upon meeting enrollment criteria. The debt service appropriation is \$2,133,333 beginning in fiscal year 2009.

Additionally, UNT received funding for debt service on a \$50,000,000 bond authorization for the construction of the UNT Business Leadership building. The debt service appropriation is \$4,226,667 in fiscal year 2008 and \$4,223,400 in fiscal year 2009.

UNAUDITED

UNIVERSITY OF NORTH TEXAS SYSTEM (794)  
NOTES TO THE COMBINED FINANCIAL STATEMENTS  
AUGUST 31, 2007

UNTHSC has received authority from the Texas Legislature to issue Tuition Revenue Bonds for campus expansion and construction of a public health education building. UNTHSC may issue bonds in fiscal year 2008 or fiscal year 2009.

**Note 15: Related Parties**

**The Professional Development Institute Inc. (PDI)** is a non-profit corporation whose purpose is to provide continuing education for the business and governmental community through seminars, workshops, conferences and the establishment of ongoing programs of study designed to further professionalize certain areas of specialization within the total business and governmental community and to assist in maintaining and enhancing, through financial support, the University as a leading academic institution. PDI, Inc. remitted gifts of \$23,800 that were recorded as revenue to the University during the year ended August 31, 2007. PDI maintains an agency account on the books of the University from which incidental expenses such as postage, telephone, printing, and office supplies are paid. These expenditures totaled \$13,250.90 for the fiscal year ended August 31, 2007.

**The North Texas Research Institute, Inc. (NTRI)** is a separate non-profit corporation. The purposes of the Research Institute are: to perform research, development and service activities, alone and cooperatively with other institutions, government agencies, and business organizations; to provide research facilities, expertise and services for business and government organizations; and to assist in maintaining and enhancing, through financial support, the University of North Texas as a leading academic institution. In fiscal year 1996, the NTRI Board adopted a resolution to deactivate, but not dissolve NTRI. In accordance with this resolution, all research projects were closed the following fiscal year. During the current fiscal year there were no active projects in NTRI. No project income was generated during the fiscal year. There were no transfers to the University from NTRI.

**Note 16: Stewardship, Compliance and Accountability**

Not Applicable.

**Note 17: The Financial Reporting Entity**

The University of North Texas Foundation, Inc. is reported as a discrete component unit. The Foundation is a separate nonprofit organization that has as its central purpose the advancement and support of the University of North Texas. The governing board is comprised of elected members separate from the University Regents. The direction and management of the affairs of the Foundation and the control and disposition of its assets are vested in the directors of the Foundation. The University has no liability with regard to the Foundation's liabilities. The majority of endowments supporting University scholarships and other University programs are owned by the Foundation; therefore, it would be misleading to exclude the Foundation's financial reports. The Foundation is a necessary and beneficial component of the UNT System's overall program for university advancement and for the development of private sources of funding for capital acquisition operations, endowments, and other purposes relating to the mission of the UNT System.

In August of 2003, the University of North Texas entered into an agreement with the University of North Texas Foundation, Inc. to better define the relationship between the two entities and to comply with the statutory requirements of Chapters 2255 and 2260 of the Texas Government Code. The 2003 agreement provided that the development leadership for the University would be provided by the Foundation's Chief Executive Officer.

An amended agreement was approved by the UNT Foundation Board of Directors in their September 2004 meeting, and was subsequently approved by the UNT Board of Regents in October 2004. Under the amended agreement, a dual reporting position was created. The position of Senior Vice President for Advancement and President of the UNT Foundation (Senior VP/President) has the responsibility for integrating development, endowment management, stewardship, and alumni relations. Although the position is split between UNT and UNT Foundation, the Senior VP/President works under the immediate supervision of the President of UNT and reports to the UNT President. The position is funded by UNT.

UNAUDITED

UNIVERSITY OF NORTH TEXAS SYSTEM (794)  
NOTES TO THE COMBINED FINANCIAL STATEMENTS  
AUGUST 31, 2007

Based on this amended agreement, UNT System continues to report UNT Foundation, Inc. as a discrete component unit in the UNT System Financial Reports. Although the position of Senior VP/President is jointly held between the two entities, the position has minimal authority over the management of the UNT Foundation, serving primarily as a liaison and coordinator between the two entities.

The Foundation has a fiscal year end of December 31. The Foundation issued scholarships totaling \$951,206 to the University, made direct cash transfers totaling \$2,757,043, and made payments of \$562,136 on the University's behalf during the year ended August 31, 2007.

**Note 18: Restatement of Fund Balances and Net Assets**

During fiscal year 2007, adjustments were made which required the restatement of the amounts in net assets as shown below:

	<b>Enterprise Fund</b>
Net Assets August 31, 2006	\$484,996,832.52
Restatements:	
Reoffering premiums and original discounts on bond proceeds were incorrectly recorded in FY2006; restatement represents a prior year adjustment	(378,643.98)
<b>Net Assets September 1, 2006, as Restated</b>	<b><u>\$484,618,188.54</u></b>

**Note 19: Employees Retirement Plans**

Not Applicable.

**Note 20: Deferred Compensation**

Not Applicable.

**Note 21: Donor Restricted Endowments**

The University's spending policy for unitized endowments reflects an objective to distribute as much total return as is consistent with overall investment objectives while protecting the real value of the endowment principal. An endowment is excluded from target distribution until the endowment has been established for one year.

The target distribution of spendable income to each unit of the endowment fund will be between 3 and 6 percent of the moving average market value of a unit of the endowment fund for the preceding 12 quarters. Unless otherwise determined by the Budget and Finance Committee of the Board of Regents, the target annual distribution rate shall be 4 percent of the average unit market value. Distribution shall be made quarterly, as soon as practicable, after the last calendar day of November, February, May and August. This distribution amount shall be recalculated each quarter based on a 12-quarter rolling average. If, at any point of distribution, the fair market value of the endowment is below the corpus of the endowment, the distribution shall be net current yield.

If, in any given fiscal year, the total return, excluding the net unrealized appreciation, shall be less than the target annual distribution, the actual distribution shall be limited to the net current yield, not to exceed the target distribution rate. The amount of net appreciation on University donor-restricted endowments that was available for distribution and expenditure during the fiscal year was \$894,655.09. All distributions had been made as of the end of the fiscal year; therefore, none of this appreciation amount is reflected in the Net Assets section.

UNAUDITED

UNIVERSITY OF NORTH TEXAS SYSTEM (794)  
NOTES TO THE COMBINED FINANCIAL STATEMENTS  
AUGUST 31, 2007

University endowments that do not provide for investments in equities will not be unitized, and they will receive interest and dividends on their funds invested in fixed income securities.

UNTHSC does not unitize its endowments. UNTHSC returns all investment earnings to their corresponding operation accounts unless directed otherwise by the donor. Currently, only one endowment requires a portion of earnings to be returned to the corpus. The operations accounts are only limited to the present available balance for spending authority. This authority cannot be exceeded based on future projections. The fair value of these endowments did not change during fiscal year 2007.

**Note 22: Management Discussion and Analysis**

Refer to the separate Management Discussion and Analysis section of this report.

**Note 23: Post Employment Health Care and Life Insurance Benefits**

Not Applicable.

**Note 24: Special or Extraordinary Items**

Not Applicable.

**Note 25: Disaggregation of Receivable and Payable Balances**

The components of Other Payables as of August 31, 2007 are shown below:

	<b>Other Payables Balance 8/31/2007</b>
Student Refunds/Deposits Payable	\$2,304,752.56
Bond Interest Payable	812,813.99
Taxes Payable	6,975.85
Total Other Payables	\$3,124,542.40

**Note 26: Termination Benefits**

Not Applicable.

## UNIVERSITY OF NORTH TEXAS FOUNDATION, INC.

### NOTES TO FINANCIAL STATEMENTS FOR THE YEAR ENDED DECEMBER 31, 2006

---

#### **NOTE 1 – PURPOSE AND SUMMARY OF SIGNIFICANT ACCOUNTING POLICIES**

##### Purpose

The University of North Texas Foundation, Inc. (Foundation) is a nonprofit organization with the purpose of providing financial support to the University of North Texas. This purpose is accomplished by the Foundation receiving and managing donations (cash and non-cash) from individuals and organizations.

The Foundation is a nonprofit organization as described in Section 501(c)(3) of the Internal Revenue Code and is exempt from federal and state income taxes.

##### Basis of Presentation

The financial statements have been prepared on the accrual basis of accounting. The financial statements include certain prior-year summarized comparative information in total but not by net asset class. Such information does not include sufficient detail to constitute a presentation in conformity with generally accepted accounting principles. Accordingly, such information should be read in conjunction with the Foundation's financial statements for the year ended December 31, 2005, from which the summarized information was derived.

##### Contributions

Contributions are generally temporarily or permanently restricted by the donor to support specific programs within the University of North Texas. Unconditional promises to give are recorded as received. Contributions receivable due in the next year are recorded at their net realizable value. Contributions receivable due in subsequent years are recorded at the present value of their net realizable value, using interest rates applicable to the years in which the promises are received to discount the amounts. An allowance of \$382,274 for uncollectible promises to give has been provided based on management's evaluation of contributions receivable at year end.

Contributions of cash and other assets are reported as temporarily restricted support if they are received with donor stipulations that limit the use of the donated assets.

Endowment contributions and investments are permanently restricted by the donor. Investment earnings available for distribution are recorded in temporarily restricted net assets because of program restrictions. The portion of the fair value of endowment funds which is below the endowment fund's historical cost is recorded as a reduction in unrestricted net assets.

Contributions of donated noncash assets are recorded at their fair values in the period received. Contributions of donated services that create or enhance nonfinancial assets or that require specialized skills, are provided by individuals possessing those skills, and would typically need to be purchased if not provided by donation, are recorded at their fair values in the period received.

##### Estimates

The preparation of financial statements in conformity with generally accepted accounting principles requires management to make estimates and assumptions that affect certain reported amounts and disclosures. Accordingly, actual results could differ from those estimates.

**UNIVERSITY OF NORTH TEXAS FOUNDATION, INC.**

NOTES TO FINANCIAL STATEMENTS  
FOR THE YEAR ENDED DECEMBER 31, 2006

---

**NOTE 1 – PURPOSE AND SUMMARY OF SIGNIFICANT ACCOUNTS POLICIES  
(Continued)**

Cash and Cash Equivalents

Cash equivalents consist of highly liquid investments with an initial maturity at the time of purchase of three months or less.

Investments

The Foundation carries investments in marketable securities and other common stocks with readily determinable fair values and all investments in debt securities at their fair values in the statement of financial position. Unrealized gains and losses are included in the change in net assets in the accompanying statement of activities.

Real Estate

Real estate consists of property that has been purchased by or donated to the Foundation. The property is stated at cost or the estimated fair value at the time of the donation.

Inventory

Inventory consists of paintings donated to the Foundation and held for sale. The paintings are recorded at their fair value as of the date of the donation.

Agency Funds

Agency funds consist of resources held by the Foundation as an agent for resource providers and will be transferred to third-party recipients specified by the resource provider.

**UNIVERSITY OF NORTH TEXAS FOUNDATION, INC.**

NOTES TO FINANCIAL STATEMENTS  
FOR THE YEAR ENDED DECEMBER 31, 2006

**NOTE 2 – INVESTMENTS**

Investment securities consisted of the following at December 31, 2006 and 2005:

	2006		2005	
	Cost	Fair Value	Cost	Fair Value
U.S. and International Stocks and Equity Mutual Funds	\$23,810,571	\$27,042,887	\$27,150,503	\$36,049,941
U.S. and International Fixed Income Securities and Mutual Funds	12,220,984	12,418,800	6,967,055	7,033,584
Real Estate Investment Trust Exchange Traded Funds	2,501,041	2,877,031	-	-
Natural Resource Exchange Traded Fund	1,815,050	1,931,111	-	-
Hedge Funds Mutual Funds	4,502,431	4,684,456	-	-
Non-Publicly Traded Common Stocks	1,111,007	1,214,124	-	-
	\$45,961,084	\$50,168,409	\$34,117,558	\$43,083,525

The investment in non-publicly traded common stocks represent shares in companies that are not publicly traded or non-registered (restricted) shares of publicly traded companies.

Investment income consists of interest and dividends on investment securities and is shown net of investment fees and expenses.



**UNIVERSITY OF NORTH TEXAS FOUNDATION, INC.**

NOTES TO FINANCIAL STATEMENTS  
FOR THE YEAR ENDED DECEMBER 31, 2006

---

**NOTE 3 – CONTRIBUTIONS AND OTHER RECEIVABLES**

Contributions and other receivables as of December 31, 2006 and 2005 are as follows:

	<u>2006</u>	<u>2005</u>
Contributions receivable in less than one year	\$1,817,921	\$ 888,590
Contributions receivable in one to five years	2,201,860	2,951,850
Contributions receivable in six to ten years	469,500	64,000
Contributions receivable in over ten years	<u>63,000</u>	<u>21,000</u>
Total Contributions Receivables	4,552,281	3,925,440
Less allowance for uncollectible amounts	(382,274)	(288,056)
Less discounts to net present value	<u>(729,544)</u>	<u>(844,883)</u>
Net Contributions Receivable	3,440,463	2,792,501
Other amounts receivable	<u>510,931</u>	<u>592,711</u>
Total Contributions and Other Receivables	<u>\$3,951,394</u>	<u>\$3,385,212</u>

**NOTE 4 – UNRESTRICTED NET ASSETS**

Unrestricted net assets at December 31, 2006 and 2005 include \$621,329 and \$508,427 respectively, which has been designated by the Foundation's Board of Directors as a reserve for future operations.

**NOTE 5 – TEMPORARILY RESTRICTED NET ASSETS**

Temporarily restricted net assets consist of contributions from donors who have specified certain programs or scholarships within the University of North Texas for use of the contributions. Temporarily restricted net assets also includes income from endowment funds that are available for distribution upon satisfaction of the specific program restriction stated in the endowment agreement.

**UNIVERSITY OF NORTH TEXAS FOUNDATION, INC.**

NOTES TO FINANCIAL STATEMENTS  
FOR THE YEAR ENDED DECEMBER 31, 2006

---

**NOTE 6 – PERMANENTLY RESTRICTED NET ASSETS**

Net assets were permanently restricted for the following purposes at December 31, 2006 and 2005:

	<u>2006</u>	<u>2005</u>
Endowments to support various programs, scholarships and other activities of the University of North Texas	\$41,465,546	\$35,598,176
Cash value of life insurance policies that will provide proceeds upon death of insured for endowments	<u>330,281</u>	<u>309,609</u>
Total	<u>\$41,795,827</u>	<u>\$35,907,785</u>

**NOTE 7 – REAL PROPERTY**

Real property donated to the Foundation is recorded at fair value at the date of the donation. Real estate purchased by the Foundation is recorded at cost. Real property consists of the following at December 31, 2006 and 2005:

	<u>Fair Value Recorded</u>		<u>Current Fair Value</u>
	<u>2006</u>	<u>2005</u>	
Mineral rights	\$ 12,860	\$ 12,860	Not Determined
1/4 undivided interest 34 acres – Loop 288	<u>98,875</u>	<u>98,875</u>	Not Determined
	<u>\$111,735</u>	<u>\$111,735</u>	

**NOTE 8 – LIFE INSURANCE POLICIES**

Several endowments have been established which are to be funded or partially funded by life insurance policies for which the Foundation has been named owner and beneficiary. Premium payments made by the Foundation are reimbursed by donors of the policies. As of December 31, 2006, there were a total of 24 such policies with death benefits totaling \$1,692,229 and cash values totaling \$330,281.

**NOTE 9 – INCOME TAX STATUS**

The Foundation has received a letter of determination from the Internal Revenue Service advising that it qualifies as a non-profit corporation under Section 501(c)(3) of the Internal Revenue Code and, therefore, is not subject to income tax. The Foundation is not a private foundation within the meaning of section 509(a) of the Internal Revenue Code.

**UNIVERSITY OF NORTH TEXAS FOUNDATION, INC.**

NOTES TO FINANCIAL STATEMENTS  
FOR THE YEAR ENDED DECEMBER 31, 2006

---

**NOTE 10 – RETIREMENT PLAN**

The Foundation sponsors a defined contribution retirement plan covering all full time employees of the Foundation. The Foundation contributes 8.5% of eligible employees' compensation to the plan, and employees are required to contribute a minimum of 6.65% of compensation to the plan.

Employees may make voluntary contributions in addition to the required contribution, up to the limits prescribed by the Internal Revenue Code. The expense to the Foundation for retirement plan contributions for 2006 and 2005 was \$22,811 and \$22,257 respectively.

**NOTE 11 – ASSETS HELD UNDER SPLIT INTEREST AGREEMENTS AND REFUNDABLE ADVANCES**

The Foundation is the Trustee or Co-Trustee of various charitable remainder trusts and administers several gift annuity contracts. The agreements require annuity payments to the income beneficiaries for life, with the remaining assets of the trusts or agreements creating endowments upon the death of the income beneficiary. The Foundation has recorded the present value of the annuity payments as annuity obligations.

Two trusts for which the Foundation serves as Trustee currently name the Foundation as the remainder beneficiary, however, the donors have retained the right to change the remainder beneficiary to other charitable organizations. As a result, the Foundation has recorded the assets held under these trusts as refundable advances.

The assets held under these agreements are included in the statement of financial position at fair value. The annuity obligations are recorded at the present value of the expected future cash payments based on published life expectancy tables using a discount rate of eight percent.

**NOTE 12 – DEFERRED GIFTS**

The Foundation has been advised by many donors of bequests and other deferred gifts to the Foundation to be made in the future. The total of such deferred gifts that the Foundation has been informed of is approximately \$98.5 million.

These gifts do not meet the requirements of unconditional promises to give, therefore have not been recorded in the financial statements of the Foundation.

**UNIVERSITY OF NORTH TEXAS FOUNDATION, INC.**

NOTES TO FINANCIAL STATEMENTS  
FOR THE YEAR ENDED DECEMBER 31, 2006

---

**NOTE 13 – CONCENTRATIONS OF CREDIT RISK**

The Foundation maintains cash balances at times in excess of \$100,000 in banks, which are insured by the Federal Deposit Insurance Corporation up to \$100,000. The Foundation's depository bank, Wells Fargo Bank N.A., has pledged government backed securities with a par value of \$983,571 to secure Foundation deposits in excess of \$100,000. The pledged security is held by a third-party safekeeping bank under a pledged collateral agreement. The market value of the pledged security at December 31, 2006 was \$990,816. The total amount of checking account deposits with Wells Fargo Bank N.A. as of December 31, 2006 was \$100,008. In addition to the checking account balance, the Foundation had cash balances of \$4,471,055 at December 31, 2006 invested with Wells Fargo Bank N.A. under a fully collateralized repurchase agreement.

The Foundation also maintains short-term cash investments in money-market mutual funds, which are not insured.

**THIS PAGE LEFT BLANK INTENTIONALLY**

**UNAUDITED**

**UNIVERSITY OF NORTH TEXAS SYSTEM (794)**

**Notes to Schedule 1A - Combined Schedule of Expenditures of Federal Awards**

**For the Fiscal Year Ended August 31, 2007**

**Note 1: Nonmonetary Assistance**

N/A

**Note 2: Reconciliation**

Below is a reconciliation of the total of federal pass-through and federal expenditures as reported on the Schedule of Federal Financial Assistance to the total of federal revenues and federal grant pass-through revenues as reported in the general-purpose financial statements. Generally, federal funds are not earned until expended; therefore, federal revenues equal federal expenditures for the reporting period.

Federal Revenues - per Statement of Revenues, Expenses, and Changes in Net Assets	
Federal Grants and Contracts	\$ 55,941,098.90
Federal Pass-Through Grants from Other State Agencies/Universities	1,413,557.37
Total Federal Revenues per Statement of Revenues, Expenses, and Changes in Net Assets	<u>\$ 57,354,656.27</u>

New Loans Processed:	
Federal Family Education Loan Program	\$ 152,754,286.52
Federal Perkins Loan Program	1,286,922.40
Total Pass Through and Expenditures per Federal Schedule	<u>\$ 211,395,865.19</u>

**Note 3a: Student Loans Processed & Administrative Costs Recovered**

Federal Grantor/ CFDA Number/ Program Name	New Loans Processed	Admin Costs Recovered	Processed & Admin Costs Recovered	Ending Balance of Previous Years' Loans
<i>Department of Health &amp; Human Svcs</i>				
93.342 Health Prof/Disadv Student Loans	\$ 7,500.00	\$ -	\$ 7,500.00	\$ 456,920.48
<i>Total Department of Health &amp; Human Svcs</i>	<u>\$ 7,500.00</u>	<u>\$ -</u>	<u>\$ 7,500.00</u>	<u>\$ 456,920.48</u>
<i>Department of Education</i>				
84.032 Federal Family Education Loans	\$ 152,754,286.52	\$ -	\$ 152,754,286.52	\$ -
84.038 Federal Perkins Loan Program	1,245,674.00	151,486.40	1,397,160.40	4,958,060.16
84.268 Federal Direct Student Loans	-	-	-	-
<i>Total Department of Education</i>	<u>\$ 153,999,960.52</u>	<u>\$ 151,486.40</u>	<u>\$ 154,151,446.92</u>	<u>\$ 4,958,060.16</u>

General ledger reporting, billing and receiving, and some aspects of collections of the Perkins Loan program are outsourced to Campus Partners. Promissory note generation, final collection efforts, forbearance and deferment decisions are performed by UNT Financial Aid.

**Note 3b: Federally Funded Loans Processed and Administrative Cost Recovered**

N/A

**Note 4: Depository Libraries for Government Publications**

The University of North Texas participates as a depository library in the Government Printing Office's Depository Libraries for Government Publications Program, CFDA #40.001. The university is the legal custodian of government publications, which remain the property of the federal government. The publications are not assigned a value by the Government Printing Office.

**Note 5: Unemployment Insurance Funds**

N/A (Agency 320 only)

**Note 6: Rebates from the Special Supplemental Food Program for Women, Infant and Children (WIC)**

N/A (Agency 537 only)

**Note 7: Deferred Federal Revenue**

The University of North Texas System does not report any Federal Deferred Revenue.

**UNAUDITED**

**UNIVERSITY OF NORTH TEXAS SYSTEM (794)**  
**Schedule 1B - Combined Schedule of State Grant Pass-Throughs From/To State Agencies**  
**For the Fiscal Year Ended August 31, 2007**

**Pass-Through From: State Agencies**

**To University of North Texas (752)**

Texas Education Agency (Agency 701)	
Texas Academy of Math and Science	\$ 1,484,087.00
Texas High School INIT Pilot Principle	60,126.03
Texas A&M University System (Agency 710)	
School District Customer Satisfaction Assessment	(539.59)
Texas Higher Education Coordinating Board (Agency 781)	
Texas Grant Program	6,677,086.57
Advanced Research Program	(8,231.68)
Teach for Texas Loan Repayment	150,000.00
Texas College Work Study Program	157,072.43
College Readiness Programs	481,937.00
Texas Governor's School	334,000.00
5th Year Accounting Scholarship	24,000.00
Technology Workforce Development	(236.58)
State Energy Conservation Office (Agency 907)	
Prairie Area Health Education Center	426.90

Total Pass-Throughs From Other Agencies	<u>\$ 9,359,728.08</u>
(Statement of Revenues, Expenses, and Changes in Net Assets)	

**Pass-Through To:**

N/A

**Pass-Through From: State Agencies**

**To University of North Texas Health Science Center (763)**

Texas Higher Education Coordinating Board (Agency 781)	
Advanced Research Grant	\$ (8.85)
Family Practice Residency	76,096.98
FP-Rural & Pub Health Rotation	6,000.00
Graduate Medical Education	23,321.76
Texas College Workstudy	17,052.59
Office of the Governor (Agency 300)	<u>1,576,600.27</u>

Total Pass-Through From Other Agencies	<u>\$ 1,699,062.75</u>
(Statement of Revenues, Expenses, and Changes in Net Assets)	

**Pass Through To:**

N/A

**UNAUDITED**

**UNIVERSITY OF NORTH TEXAS SYSTEM (794)**  
**Schedule 2A - Combined Miscellaneous Bond Information**  
**For the Fiscal Year Ended August 31, 2007**

<u>Description of Issue</u>	<u>Bonds Issued to Date</u>	<u>Range of Interest Rates</u>	<u>Terms of Variable Interest Rate</u>	<u>Scheduled Maturities</u>		<u>First Call Date</u>
				<u>First Year</u>	<u>Last Year</u>	
UNT Cons Univ Rev Bonds, Ser '94	\$ 10,000,000.00	4.00% - 7.00%	N/A	1995	2014	04/15/04
Rev Fin Sys Bonds, Ser '99	32,540,000.00	4.25% - 5.40%	N/A	1999	2019	04/15/09
UNTHSC Rev Fin Ref & Imp Bonds, Ser '99A	15,535,000.00	5.00% - 5.75%	N/A	2000	2019	04/15/09
UNT Rev Fin Sys Bonds, Ser '01	33,860,000.00	4.00% - 5.50%	N/A	2002	2024	04/15/12
Rev Fin Sys Bonds, Ser '02	63,470,000.00	2.00% - 5.00%	N/A	2003	2022	04/15/12
UNT Rev Fin Sys Bonds, Ser '02A	9,500,000.00	4.00% - 5.00%	N/A	2004	2022	04/15/12
UNT Rev Fin Sys Bonds, Ser '03	31,180,000.00	3.00% - 5.00%	N/A	2005	2034	04/15/13
Rev Fin Sys Bonds, Ser '03A	6,185,000.00	5.375% - 5.500%	N/A	2003	2017	04/15/13
UNT Rev Fin Sys Bonds, Ser '03B	4,980,000.00	2.50% - 6.20%	N/A	2003	2034	04/15/13
Rev Fin Sys Bonds, Ser '05	76,795,000.00	3.25% - 5.25%	N/A	2006	2025	04/15/15
Rev Fin Sys Bonds, Ser '07	56,050,000.00	4.00% - 5.00%	N/A	2008	2036	04/15/16
Total	<u>\$ 340,095,000.00</u>					



**UNAUDITED**

**UNIVERSITY OF NORTH TEXAS SYSTEM (794)**  
**Schedule 2B - Combined Changes in Bonded Indebtedness**  
**For the Fiscal Year Ended August 31, 2007**

<u>Description of Issue</u>	<u>Bonds Outstanding 09/01/06</u>	<u>Bonds Issued</u>	<u>Bonds Matured or Retired</u>	<u>Bonds Refunded or Extinguished</u>	<u>Bonds Outstanding 08/31/07</u>	<u>Amounts Due Within One Year</u>
UNT Cons Univ Rev Bonds, Ser '94	\$ 2,295,000.00	\$ -	\$ -	\$ -	\$ 2,295,000.00	\$ -
Rev Fin Sys Bonds, Ser '99	4,100,000.00	-	1,300,000.00	-	2,800,000.00	1,365,000.00
UNTHSC Rev Fin Ref & Imp Bonds, Ser '99A	6,640,000.00	-	965,000.00	-	5,675,000.00	1,020,000.00
UNT Rev Fin Sys Bonds, Ser '01	32,160,000.00	-	740,000.00	-	31,420,000.00	920,000.00
Rev Fin Sys Bonds, Ser '02	53,610,000.00	-	2,445,000.00	-	51,165,000.00	2,525,000.00
UNT Rev Fin Sys Bonds, Ser '02A	8,645,000.00	-	380,000.00	-	8,265,000.00	400,000.00
UNT Rev Fin Sys Bonds, Ser '03	30,025,000.00	-	605,000.00	-	29,420,000.00	620,000.00
Rev Fin Sys Bonds, Ser '03A	6,185,000.00	-	-	-	6,185,000.00	-
UNT Rev Fin Sys Bonds, Ser '03B	4,915,000.00	-	35,000.00	-	4,880,000.00	35,000.00
Rev Fin Sys Bonds, Ser '05	74,230,000.00	-	3,760,000.00	-	70,470,000.00	2,740,000.00
Rev Fin Sys Bonds, Ser '07	-	56,050,000.00	-	-	56,050,000.00	985,000.00
<b>Total</b>	<u>\$ 222,805,000.00</u>	<u>\$ 56,050,000.00</u>	<u>\$ 10,230,000.00</u>	<u>\$ -</u>	<u>\$ 268,625,000.00</u>	<u>\$ 10,610,000.00</u>

\*

**Footnotes:**

\* Bonds premiums, discounts and issuance costs were not individually greater than 5% of the par value of the bond issue; therefore, they are not capitalized and amortized over the life of the bonds. They were expensed at the time of the bond issue.

Bonds Payable per Statement of Net Assets

\$ 268,625,000.00

**UNAUDITED**

**UNIVERSITY OF NORTH TEXAS SYSTEM (794)**  
**Schedule 2C - Debt Service Requirements**  
**For the Fiscal Year Ended August 31, 2007**

<u>Description of Issue</u>	<u>Year</u>	<u>Principal</u>	<u>Interest</u>
<b>Revenue Bonds</b>			
UNT Cons Univ Rev Bonds, Ser '94	2008	\$ -	\$ 91,800.00
	2009	-	91,800.00
	2010	-	91,800.00
	2011	-	91,800.00
	2012	725,000.00	91,800.00
	2013 - 2014	1,570,000.00	95,000.00
		<u>2,295,000.00</u>	<u>554,000.00</u>
Rev Fin Sys Bonds, Ser '99	2008	1,365,000.00	143,587.50
	2009	1,435,000.00	75,337.50
		<u>2,800,000.00</u>	<u>218,925.00</u>
UNTHSC Ref Fin Ref & Imp Bonds, Ser '99A	2008	1,020,000.00	295,893.76
	2009	1,070,000.00	244,893.74
	2010	425,000.00	191,393.74
	2011	445,000.00	170,143.75
	2012	465,000.00	147,337.50
	2013 - 2017	1,715,000.00	390,250.00
	2018 - 2021	535,000.00	46,575.00
		<u>5,675,000.00</u>	<u>1,486,487.49</u>
UNT Rev Fin Sys Bonds, Ser '01	2008	920,000.00	1,635,925.00
	2009	1,030,000.00	1,589,925.00
	2010	1,155,000.00	1,538,425.00
	2011	1,280,000.00	1,480,675.00
	2012	1,420,000.00	1,416,675.00
	2013 - 2017	8,765,000.00	5,816,200.00
	2018 - 2022	11,425,000.00	3,160,175.00
	2023 - 2024	5,425,000.00	410,250.00
		<u>31,420,000.00</u>	<u>17,048,250.00</u>
Rev Fin Sys Bonds, Ser '02	2008	2,525,000.00	2,334,993.76
	2009	2,605,000.00	2,249,775.02
	2010	2,700,000.00	2,158,600.02
	2011	2,800,000.00	2,060,725.02
	2012	2,905,000.00	1,952,225.02
	2013 - 2017	16,560,000.00	7,722,425.10
	2018 - 2022	21,070,000.00	3,225,700.06
		<u>51,165,000.00</u>	<u>21,704,444.00</u>
UNT Rev Fin Sys Bonds, Ser '02A	2008	400,000.00	372,793.76
	2009	415,000.00	356,793.76
	2010	435,000.00	340,193.76
	2011	455,000.00	322,793.76
	2012	475,000.00	304,593.76
	2013 - 2017	2,695,000.00	1,210,656.26
	2018 - 2022	3,390,000.00	524,750.00
		<u>8,265,000.00</u>	<u>3,432,575.06</u>

**UNAUDITED**

<b>Description of Issue</b>	<b>Year</b>	<b>Principal</b>	<b>Interest</b>
<b>Revenue Bonds</b>			
UNT Rev Fin Sys Bonds, Ser '03	2008	620,000.00	1,336,002.50
	2009	640,000.00	1,317,402.50
	2010	660,000.00	1,298,202.50
	2011	680,000.00	1,275,102.50
	2012	705,000.00	1,251,302.50
	2013 - 2017	3,945,000.00	5,843,040.02
	2018 - 2022	4,820,000.00	4,967,981.26
	2023 - 2027	6,025,000.00	3,758,275.00
	2028 - 2032	7,685,000.00	2,100,250.00
	2033 - 2034	3,640,000.00	275,250.00
		29,420,000.00	23,422,808.78
Rev Fin Sys Bonds, Ser '03A	2008	-	337,912.50
	2009	-	337,912.50
	2010	-	337,912.50
	2011	-	337,912.50
	2012	-	337,912.50
	2013 - 2017	6,185,000.00	1,377,837.50
			6,185,000.00
UNT Rev Fin Sys Bonds, Ser '03B	2008	35,000.00	292,342.50
	2009	35,000.00	290,942.50
	2010	75,000.00	289,455.00
	2011	75,000.00	286,005.00
	2012	80,000.00	282,180.00
	2013 - 2017	555,000.00	1,337,441.26
	2018 - 2022	800,000.00	1,147,797.50
	2023 - 2027	1,070,000.00	872,420.00
	2028 - 2032	1,445,000.00	499,592.50
	2033 - 2034	710,000.00	66,650.00
		4,880,000.00	5,364,826.26
Rev Fin Sys Bonds, Ser '05	2008	2,740,000.00	3,377,925.00
	2009	2,835,000.00	3,288,875.00
	2010	5,145,000.00	3,189,650.00
	2011	5,385,000.00	2,958,125.00
	2012	4,970,000.00	2,675,412.50
	2013 - 2017	24,445,000.00	9,665,087.50
	2018 - 2022	16,655,000.00	4,102,912.50
	2023 - 2025	8,295,000.00	771,200.00
			70,470,000.00
Rev Fin Sys Bonds, Ser '07	2008	985,000.00	2,591,762.50
	2009	1,025,000.00	2,552,362.50
	2010	1,065,000.00	2,511,362.50
	2011	1,115,000.00	2,468,762.50
	2012	1,155,000.00	2,424,162.50
	2013 - 2017	6,520,000.00	11,370,437.50
	2018 - 2022	8,060,000.00	9,832,712.50
	2023 - 2027	10,230,000.00	7,665,250.00
	2028 - 2032	13,055,000.00	4,838,750.00
	2033 - 2036	12,840,000.00	1,476,450.00
			56,050,000.00
Less Accretion:		-	-
Total:		\$ 268,625,000.00	\$ 154,060,916.59

\* In accordance with the State Comptroller's reporting requirements, the interest amounts on this schedule represent interest expense per the bond amortization schedules rather than interest on a full accrual basis.

**UNAUDITED**

**UNIVERSITY OF NORTH TEXAS SYSTEM (794)**  
**Schedule 2D - Combined Analysis of Funds Available for Debt Service**  
**For the Fiscal Year Ended August 31, 2007**

<u>Description of Issue</u>	<u>Pledged and Other Sources and Related Expenditures for FY 2007</u>			
	<u>Total</u>	<u>Operating</u>	<u>Debt Service</u>	
	<u>Pledged</u>	<u>Expenses/</u>	<u>Principal</u>	<u>Interest *</u>
<u>and Other</u>	<u>Expenditures &amp;</u>			
<u>Sources</u>	<u>Capital Outlay</u>			
UNT Cons Univ Rev Bonds, Ser '94	\$ 123,042,651.42	\$ 26,482,486.28	\$ -	\$ 91,800.00
Rev Fin Sys Bonds, Ser '99, '99A, '01, '02, '02A, '03, '03A, '03B, '05 & '07	58,121,444.74	3,156,005.42	10,230,000.00	10,989,906.42
<b>Total</b>	<u>\$ 181,164,096.16</u>	<u>\$ 29,638,491.70</u>	<u>\$ 10,230,000.00</u>	<u>\$ 11,081,706.42</u>

\* In accordance with State Comptroller reporting requirements, the interest amounts on this schedule represent interest expense per the bond amortization schedules rather than interest on a full accrual basis.

UNAUDITED

**UNIVERSITY OF NORTH TEXAS SYSTEM (794)**  
**Schedule 2E - Combined Defeased Bonds Outstanding**  
**For the Fiscal Year Ended August 31, 2007**

<u>Description of Issue</u>	<u>Year Refunded</u>	<u>Par Value Outstanding</u>
Rev Fin Sys Bonds, Ser '99	2005	\$ 19,280,000.00
UNTHSC Rev Fin Ref & Imp Bonds, Ser '99A	2005	5,975,000.00
		<hr/>
		<u>\$ 25,255,000.00</u>

**UNAUDITED**

**UNIVERSITY OF NORTH TEXAS SYSTEM (794)**  
**Schedule 2F - Combined Early Extinguishment and Refunding**  
**For the Fiscal Year Ended August 31, 2007**

Description of Issue	Category	Amount Extinguished or Refunded	For Refunding Only		
			Refunding Issue Par Value	Cash Flow Increase (Decrease)	Economic Gain/ (Loss)
		\$ -	\$ -	\$ -	\$ -
		\$ -	\$ -	\$ -	\$ -
<b>Total</b>		<u>\$ -</u>	<u>\$ -</u>	<u>\$ -</u>	<u>\$ -</u>

UNAUDITED

**UNIVERSITY OF NORTH TEXAS SYSTEM (794)**  
**Schedule 3 - Combined Reconciliation of Cash in State Treasury**  
**For the Fiscal Year Ended August 31, 2007**

<b>Cash in State Treasury</b>	<b>Unrestricted</b>	<b>Restricted</b>	<b>Current Year Total</b>
Local Revenue Fund 0258	\$ 34,828,377.43	\$ -	\$ 34,828,377.43
Local Revenue Fund 0280	3,143,706.04	-	3,143,706.04
Local Revenue Fund 0819	359,057.71	-	359,057.71
<b>Total Cash in State Treasury (Statement of Net Assets)</b>	<b>\$ 38,331,141.18</b>	<b>\$ -</b>	<b>\$ 38,331,141.18</b>