

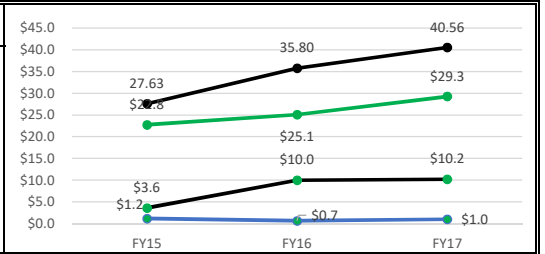
Annual Gift Report



Source: Voluntary Support of Education (VSE) Report from the Council for Aid to Education (CAE).

Grand Total Gifts by Institution

	FY15	FY16	FY17
Consolidated UNT System	\$27,625,822	\$35,796,120	\$40,561,568
University of North Texas	\$22,788,702	\$25,112,372	\$29,286,920
UNT Health Science Center	\$3,644,258	\$9,991,807	\$10,238,561
University of North Texas at Dallas	\$1,192,862	\$691,941	\$1,036,087

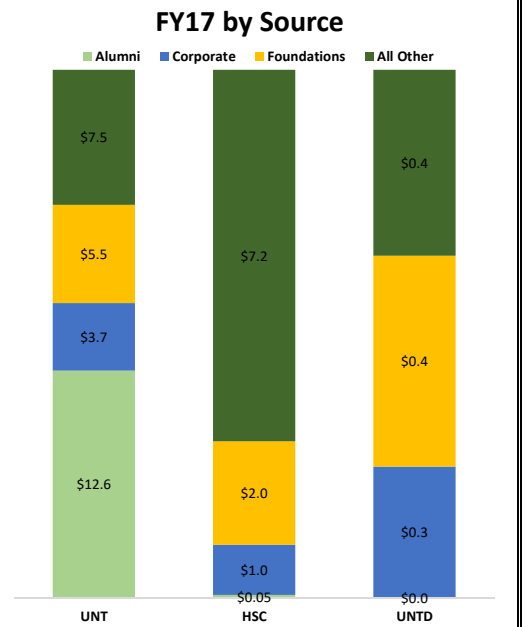


Notes: Planned Gifts are recorded at Present Value.

(Chart in millions)

Grand Total Gifts by Source

	FY15	FY16	FY17
University of North Texas	\$22,788,702	\$25,112,372	\$29,286,920
Alumni	\$5,439,949	\$13,107,414	\$12,587,914
Corporate	\$2,851,351	\$2,336,515	\$3,742,689
Foundations	\$5,488,153	\$2,272,008	\$5,459,015
All Other	\$9,009,249	\$7,396,435	\$7,497,302
UNT Health Science Center	\$3,644,258	\$9,991,807	\$10,238,561
Alumni	\$118,581	\$50,651	\$48,613
Corporate	\$623,540	\$4,407,344	\$974,972
Foundations	\$742,419	\$4,792,811	\$2,005,063
All Other	\$2,159,718	\$741,001	\$7,209,913
University of North Texas at Dallas	\$1,192,862	\$691,941	\$1,036,087
Alumni	\$1,011	\$150	\$50
Corporate	\$120,218	\$62,660	\$257,177
Foundations	\$646,716	\$512,821	\$413,356
All Other	\$424,917	\$116,310	\$365,504

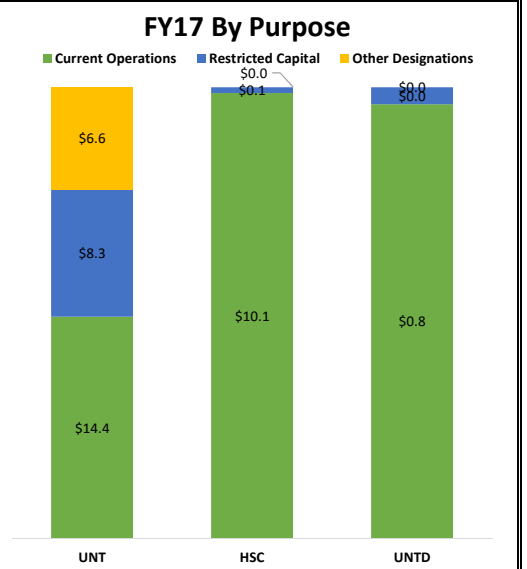


Notes: Planned Gifts are recorded at Present Value; "All Other" includes gifts from friends, parents, government entities, and religious organizations.

(Chart in millions)

Grand Total Gifts by Purpose

	FY15	FY16	FY17
University of North Texas	\$22,788,702	\$25,112,372	\$29,286,920
Current Operations	\$11,259,056	\$11,907,079	\$14,380,931
Restricted Capital	\$4,979,816	\$8,373,118	\$8,264,394
Other Designations	\$6,549,830	\$4,832,175	\$6,641,595
UNT Health Science Center	\$3,644,258	\$9,931,257	\$10,238,561
Current Operations	\$3,141,925	\$9,886,695	\$10,105,948
Restricted Capital	\$412,500	\$0	\$132,612
Other Designations	\$89,833	\$44,562	\$0
University of North Texas at Dallas	\$1,192,862	\$691,941	\$836,723
Current Operations	\$374,462	\$593,431	\$804,880
Restricted Capital	\$168,400	\$98,510	\$31,843
Other Designations	\$650,000	\$0	\$0



Notes: Planned Gifts are recorded at Present Value; "Other Designations" include unrestricted capital, equipment, and property.

(Chart in millions)