

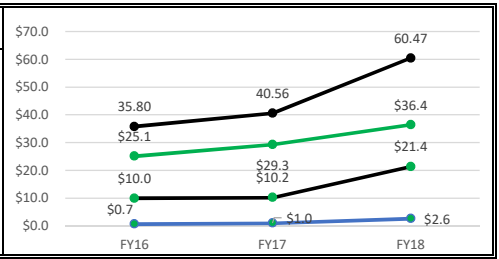
Annual Gift Report



Source: Voluntary Support of Education (VSE) Report from the Council for Aid to Education (CAE).

Grand Total Gifts by Institution

	FY15	FY16	FY17	FY18
Consolidated UNT System	\$27,625,822	\$35,796,120	\$40,561,568	\$60,472,819
University of North Texas	\$22,788,702	\$25,112,372	\$29,286,920	\$36,439,033
UNT Health Science Center	\$3,644,258	\$9,991,807	\$10,238,561	\$21,401,148
University of North Texas at Dallas	\$1,192,862	\$691,941	\$1,036,087	\$2,632,638

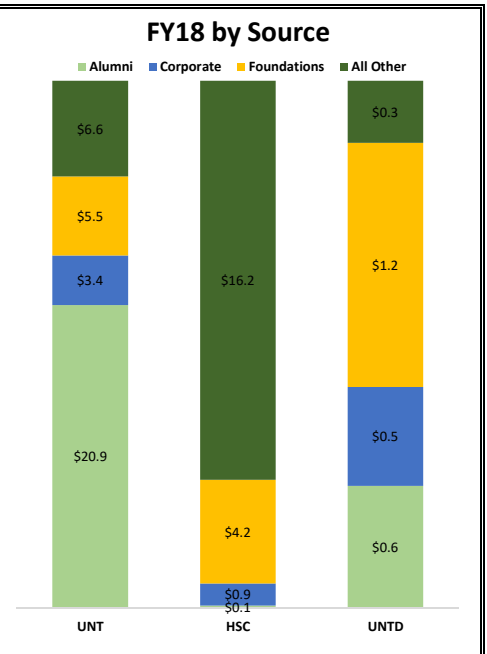


Notes: Planned Gifts are recorded at Present Value.

(Chart in millions)

Grand Total Gifts by Source

	FY15	FY16	FY17	FY18
University of North Texas	\$22,788,702	\$25,112,372	\$29,286,920	\$36,439,033
Alumni	\$5,439,949	\$13,107,414	\$12,587,914	\$20,929,011
Corporate	\$2,851,351	\$2,336,515	\$3,742,689	\$3,420,597
Foundations	\$5,488,153	\$2,272,008	\$5,459,015	\$5,464,567
All Other	\$9,009,249	\$7,396,435	\$7,497,302	\$6,624,858
UNT Health Science Center	\$3,644,258	\$9,991,807	\$10,238,561	\$21,401,148
Alumni	\$118,581	\$50,651	\$48,613	\$86,510
Corporate	\$623,540	\$4,407,344	\$974,972	\$893,384
Foundations	\$742,419	\$4,792,811	\$2,005,063	\$4,210,870
All Other	\$2,159,718	\$741,001	\$7,209,913	\$16,210,384
University of North Texas at Dallas	\$1,192,862	\$691,941	\$1,036,087	\$2,632,638
Alumni	\$1,011	\$150	\$50	\$608,550
Corporate	\$120,218	\$62,660	\$257,177	\$493,215
Foundations	\$646,716	\$512,821	\$413,356	\$1,219,381
All Other	\$424,917	\$116,310	\$365,504	\$311,492

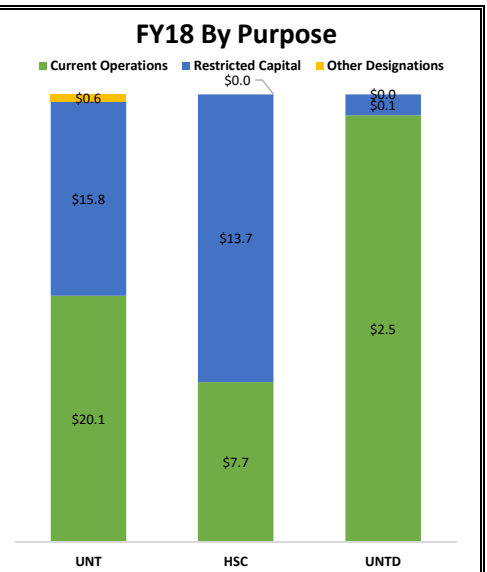


Notes: Planned Gifts are recorded at Present Value; "All Other" includes gifts from friends, parents, government entities, and religious organizations.

(Chart in millions)

Grand Total Gifts by Purpose

	FY15	FY16	FY17	FY18
University of North Texas	\$22,788,702	\$25,112,372	\$29,286,920	\$36,439,033
Current Operations	\$11,259,056	\$11,907,079	\$14,380,931	\$20,069,763
Restricted Capital	\$4,979,816	\$8,373,118	\$8,264,394	\$15,794,356
Other Designations	\$6,549,830	\$4,832,175	\$6,641,595	\$574,914
UNT Health Science Center	\$3,644,258	\$9,931,257	\$10,238,561	\$21,401,148
Current Operations	\$3,141,925	\$9,886,695	\$10,105,948	\$7,659,317
Restricted Capital	\$412,500	\$0	\$132,612	\$13,741,832
Other Designations	\$89,833	\$44,562	\$0	\$0
University of North Texas at Dallas	\$1,192,862	\$691,941	\$836,723	\$2,632,640
Current Operations	\$374,462	\$593,431	\$804,880	\$2,510,036
Restricted Capital	\$168,400	\$98,510	\$31,843	\$122,605
Other Designations	\$650,000	\$0	\$0	\$0



Notes: Planned Gifts are recorded at Present Value; "Other Designations" include deferred gifts and unrestricted capital, equipment, and property.

(Chart in millions)