



OIL SPILL SCIENCE

SEA GRANT PROGRAMS OF THE GULF OF MEXICO

THE SEA GRANT and GOMRI PARTNERSHIP

The mission of Sea Grant is to enhance the practical use and conservation of coastal, marine and Great Lakes resources in order to create a sustainable economy and environment. There are 33 university-based Sea Grant programs throughout the coastal U.S. These programs are primarily supported by the National Oceanic and Atmospheric Administration and the states in which the programs are located.

In the immediate aftermath of the Deepwater Horizon spill, BP committed \$500 million over a 10-year period to create the Gulf of Mexico Research Initiative, or GoMRI. It is an independent research program that studies the effect of hydrocarbon releases on the environment and public health, as well as develops improved spill mitigation, oil detection, characterization, and remediation technologies. GoMRI is led by an independent and academic 20-member research board.

The Sea Grant oil spill science outreach team identifies the best available science from projects funded by GoMRI and others, and only shares peer-reviewed research results.



Texas • Louisiana • Florida
Mississippi • Alabama

gulfseagrant.org



gulfresearchinitiative.org

MICROBES AND OIL: WHAT'S THE CONNECTION?

Emily Maung-Douglass, Larissa Graham, Christine Hale, Stephen Sempier, Tara Skelton, LaDon Swann, and Monica Wilson

Microbes may be tiny organisms, but they play a large role in removing oil from the environment. How do these microscopic organisms make large-scale impacts?

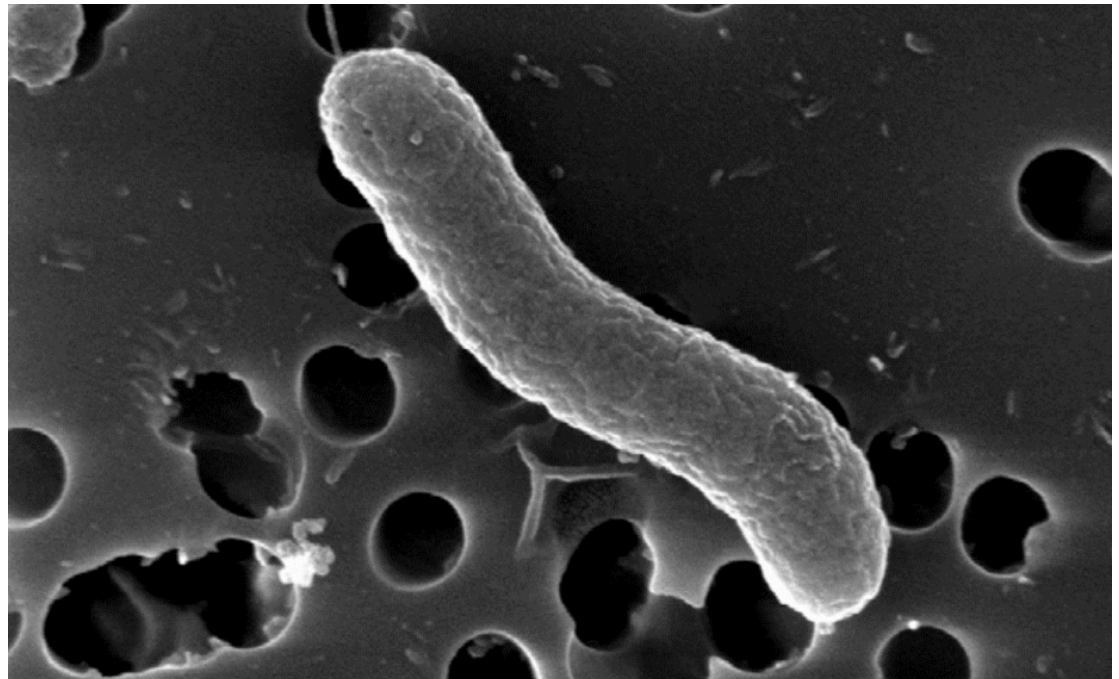


FIGURE 1. *Microbes, like the one pictured above, break down oil that has entered the environment. The bacteria pictured above is 50 times smaller than the diameter of a human hair, yet this particular species is capable of degrading 25 to 60 percent of the oil it comes in contact with under cold water conditions. (Reprinted from Baelum et al., 2012)*

MICROBES & OIL

Oil can enter coastal and marine environments through natural **oil seeps** or by human activities.¹ Once there, multiple factors break down oil, including microbes.

Microbes are microscopic, single-celled, living organisms that include bacteria (for

example, *Cyanobacteria*, *Proteobacteria*, *Actinobacteria*) and fungi. They are the oldest form of life on the planet and play critical roles in the many chemical cycles in our global ecosystem. Species of microbes that naturally break down oil as part of their diet live in coastal and off-shore environments around the world.^{2,3,4} For example, one laboratory

study showed that under ideal conditions, one species from the *Rhodococcus* genera can degrade, or break down, up to 65 percent of oil in water in a little more than one week, depending on the type of oil.⁵ These oil-degrading microbes live in many environments, including beaches, wetlands, mangroves, deep water, and surface waters.^{3,6,7,8,9}

OIL-DEGRADING MICROBES

How do they do it?

How do these microscopic forms of life break down oil? Scientists found that many species of microbes (for example, *Alcanivorax dieselolei* B-5 and *Halomonas* sp. TG39) produce natural **surfactants** that help them eat the oil.^{10,11} These surfactants are similar to those found in manmade **dispersants**. Multiple types of natural surfactants exist. These mixtures can include sugars, **amino acids**, and/or **lipids**.^{12,13}

Oil is made up of many types of chemicals, including **alkanes** and **polycyclic aromatic hydrocarbons (PAHs)**.

Microbes that feed on alkanes often release surfactants from their cells to begin the breakdown process, while those that consume PAHs typically move the PAHs into their cells where they are degraded by enzymes.^{14,15,16} **Genes** determine which oil-



based chemicals a microbe can break down and under which conditions.^{17,18,19} For example, some species break down alkanes in high oxygen environments while others break down alkanes and PAHs better in low oxygen conditions.¹⁹

Factors that influence the breakdown of oil

Oil-eating microbes live in all waters and climates. One such group is Gammaproteobacteria — some members thrive under cold water conditions (for example, *Colwellia*), while others (such as *Psuedomonas* and *Acinetobacter*) can be found in warm waters.^{16,20,21} Microbe species found in the warm (77° F) surface waters of the Gulf of Mexico quickly and completely break down many types of oil-based compounds. Some species living in the deep colder (41°F) waters have also adapted to break down oil, but it can take up to nearly one month longer to break down the same compounds when compared with warm water conditions.^{16,20} Even then, the compounds are not broken down completely. Cold temperatures exacerbate this further as they can cause oil to thicken, reducing the amount of surface area available for microbes to attack.²

The physical and chemical characteristics of the oil can affect how it is broken down.^{2,22} Oils that are thick due to their chemical make-up may, like oils under cold conditions, break down more slowly because there is less surface area available to microbes. Further, oils with relatively simple chemical structures are typically more readily consumed by microbes than oils with more complicated chemistries.²³

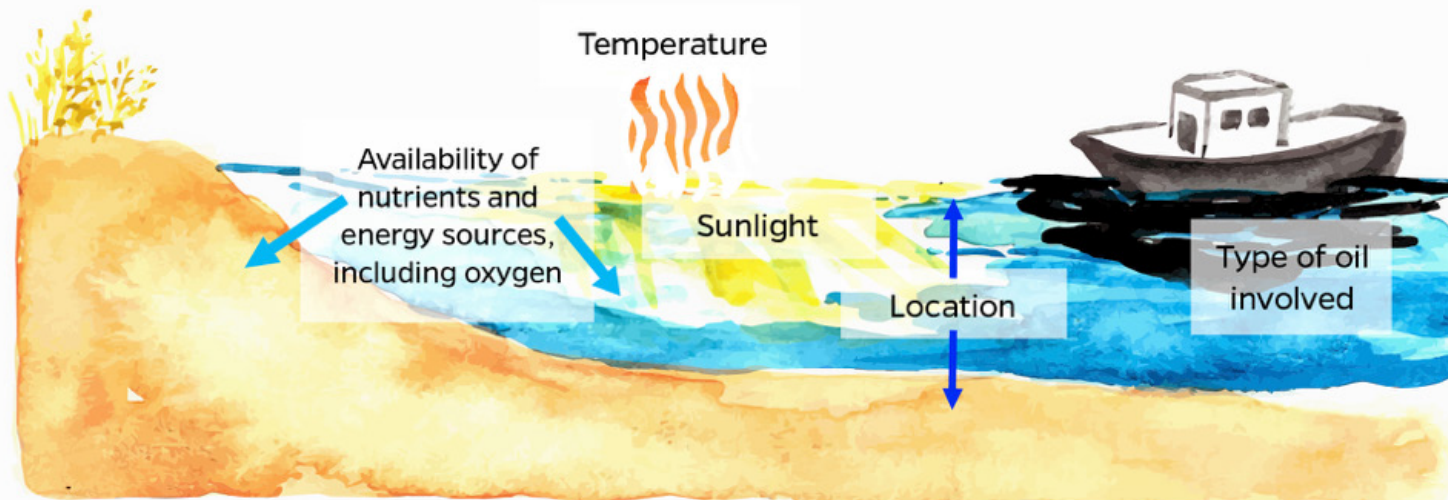


FIGURE 2. Multiple factors influence the breakdown of oil by microbes. These include sunlight, temperature, availability of nutrients and energy sources, location in the environment, and type of oil involved. (Anna Hinkeldey)

MICROBES ALONG THE SHORE

Various compounds serve as energy sources for microbes, but some are more ideal than others.²¹ When ideal energy sources are plentiful, like in the upper sediment layers of a beach, oil-eating microbes efficiently break down oil.⁴³ However, breakdown is slower in deeper layers of the beach where lower oxygen levels create less ideal conditions for microbes to degrade oil.²¹ Work done on beaches after the DWH oil spill shows that oil buried up to two feet below the sandy surface does significantly break down, but it can take up to one year to do so.⁴⁴

Chemically dispersed oil that reaches shore can also be subject to slower breakdown. During laboratory studies, scientists found that oil treated with dispersants may carry oil deeper into beach sands than might otherwise be possible.⁴⁵ Typically, oxygen is low at deeper depths. Such conditions are less than optimal and slow down the breakdown process. However, it is unlikely that this occurred during an offshore spill like the DWH. During the disaster, dispersants could not be applied within 3.45 miles of the shoreline or in areas with water depths less than 33 feet deep.⁴⁶ Any dispersed oil typically becomes mixed and diluted in the upper layers of the sea within a day of a spill and even more so in the weeks following.³⁴ This allows time for open water microbes to break down the dispersed oil before it can reach the shore.



Oil from the Deepwater Horizon incident approaches a beach during the summer of 2010. Oil-eating microbes living on the upper layers of the beach can break down oil. Any oil that becomes buried in the beach will also be broken down by microbes, though at a slower rate. (David Rencher)

Levels of **nutrients**, such as nitrogen and phosphorus, also dictate oil breakdown rates.^{2,22} Adding nitrogen to heavily oiled waters can fuel microbes to break down oil more quickly.²⁴ Stimulating the natural



microbial community into breaking down oil is a form of **bioremediation** and considered another response tool.²³ Plentiful levels of nitrogen and phosphorous existed in the deep waters in the Gulf of Mexico during the Deepwater Horizon (DWH) oil spill, which may help explain why populations of oil-degrading microbes bloomed during the spill.²⁵

SHIFTS IN MICROBIAL COMMUNITY STRUCTURE

Because oil acts as a food source, its release into an area can increase the number and proportion of oil-eating microbes in the water and along the shore. Scientists

Scientists found that levels of oil-degrading microbes increased in wetlands and beaches in response to oil exposure. (U.S. Fish and Wildlife Service/Tom Mackenzie)

documented this in the lab and in the deep waters of the Gulf of Mexico, as well as in its marshes and beaches during the DWH oil spill.^{6,7,20,26,27} As expected, the microbial communities returned to their pre-spill states

with fewer oil-degrading species after the spill. Exposure to sunlight causes similar shifts in microbial communities living in crude oil containing surface waters of the Gulf of Mexico.^{28,29}

MARINE SNOW

Marine snow is a stringy substance that drifts from the upper reaches of the water down to the seafloor (Figure 3). A common occurrence in marine waters, it can consist of a mixture of items, including bacteria, dust, **phytoplankton**, dead animal fragments, plants, and other material.³⁶

Marine snow is held together by a sticky substance produced by microscopic phytoplankton and bacteria called **exopolymeric substances (EPS)**. While more work is needed to understand it, there is a push-pull relationship between dispersants and EPS. Scientists think the blooms of bacteria that formed during the DWH oil spill used man-made dispersants as a food source to produce EPS.³⁷ While forming EPS is natural, experiments in the laboratory suggest that dispersants added during the DWH oil spill likely created large amounts of EPS. This

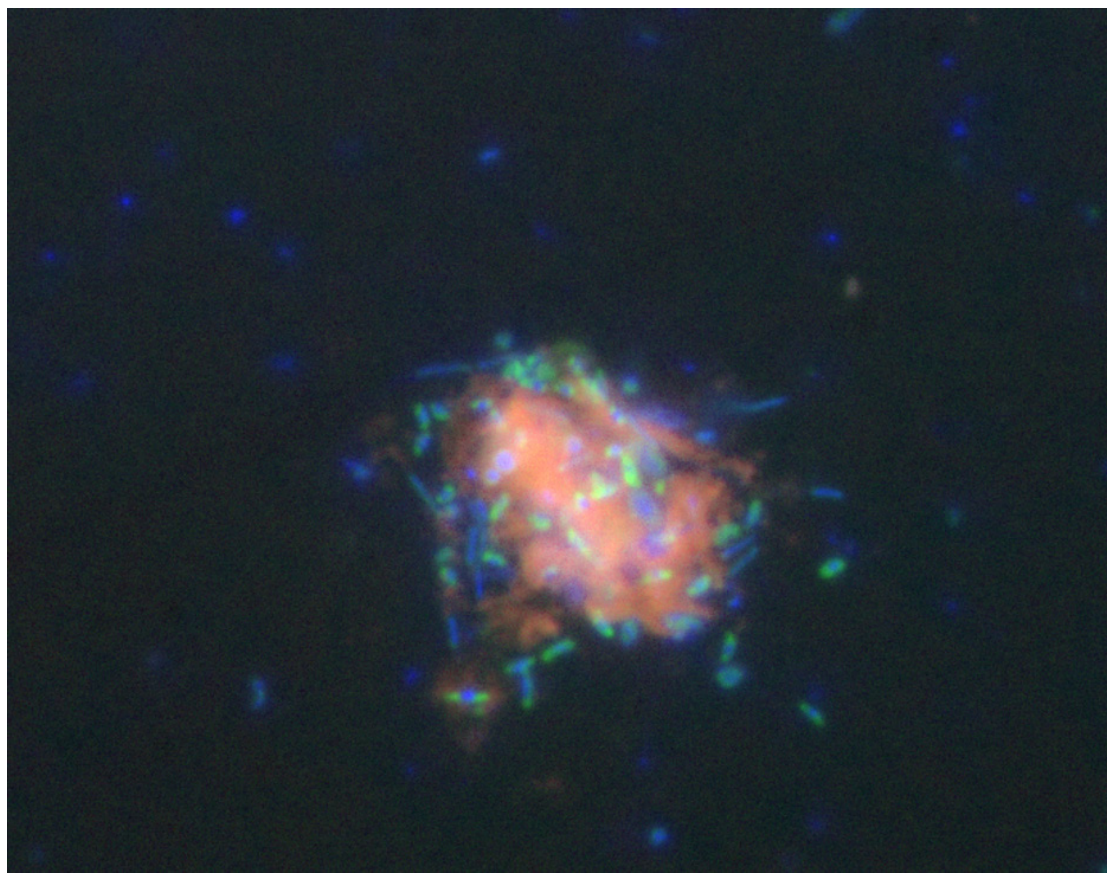
in turn created large amounts of marine snow.³⁸ However, while dispersant use may increase production of EPS, dispersants can also disperse EPS which reduces marine snow formation.³⁹

As the marine snow sinks through the water column, it combines with oil droplets, carrying oil to the sea floor.³⁸ Falling marine snow may be colonized by oil-degrading bacteria on its journey (Figure 4) and also be eaten by tiny animals, called **zooplankton**, along the way.^{40,41} Pellets of zooplankton feces carry any oil eaten to the seafloor.⁴¹ Oil carried by the marine snow to the sea floor may accumulate over time.⁴⁰ This occurred during the DWH oil spill and possibly during other major spills in the Baltic Sea, Pacific Ocean, and Gulf of Mexico as well.^{40,42} The impacts and movement of this accumulated oil on deep water habitat and animals continue to be investigated.



FIGURE 3. *Marine snow (pictured left) is a fluffy substance that drifts from the upper reaches of the water down to the seafloor. It is a sticky mixture made up of bacteria, dust, dead animal fragments, and plants. Oil can get trapped in marine snow and travel with the snow to the seafloor. (Reprinted from Passow et al., 2012)*

FIGURE 4. As marine snow falls from the water's surface to the seafloor, oil can become trapped in it. This view taken from a fluorescence microscope shows an oily particle of marine snow (in pink) becoming colonized by oil-degrading microbes (shown in green) and other bacteria (shown in blue). (Montana State University/ Luke McKay)



INTERACTIONS WITH DISPERSANTS

Dispersants like Corexit 9500A are sometimes used off-shore during oil spills to minimize the amount of oil that reaches the shore, reducing impacts to the habitats and wildlife living there. But how do chemicals from dispersants interact with naturally occurring, oil-degrading microbes? Results from laboratory studies show mixed results, largely depending upon the level of dispersant studied.

Multiple studies demonstrate that dispersants work in conjunction with microbes to break down oil under a variety of temperature conditions. When exposed to temperatures resembling those found in the warm surface or cold deep waters of the Gulf of Mexico, microbes in the lab degrade crude oil from the region faster and more readily when dispersants are used.^{16,30,31} Similarly, laboratory studies with Alaska North Slope oil and Arctic environmental conditions show that the breakdown of oil by microbes can be enhanced by as much as 11 percent with dispersant use.³² Additionally, oil-eating microbes can also break down dioctyl sodium sulfosuccinate, or **DOSS**, a major component of the dispersants **Corexit 9527A and 9500A**, used during the DWH oil spill.¹⁶

Other research indicates that dispersants can have negative impacts on oil-degrading microbes.^{12,33} One laboratory study showed that Corexit 9500A reduces the ability of microbes to stick to oil slicks, which leads to reductions in the growth of oil-degrading microbes on the water's surface.¹² In another example, high levels of Corexit 9500A caused decreased growth and shorter lifespan of certain species of oil-degrading microbes living in beaches and open waters.³³ However, these impacts occur at levels of Corexit hundreds of times higher than the maximum levels estimated near the wellhead during DWH oil spill.^{33,34,35}

WHERE DO WE GO FROM HERE?

The Gulf of Mexico Research Initiative (GoMRI) and others continue to develop an understanding of microbes and their role in the breakdown of oil. To learn more about this and the research being conducted on the Deepwater Horizon spill, visit the GoMRI website at www.gulfresearchinitiative.org. Visit the Gulf Sea Grant program website at <http://gulfseagrant.org/oilspilloutreach> to view our other publications, about dispersants, oil, and other topics.

FIGURE 5. Oil clean-up in a marsh is shown here. Scientists are studying how microbes that break down oil could potentially be used to aid such clean-up efforts. (U.S. Coast Guard/Petty Officer 3rd Class Derek W. Richburg)



GLOSSARY

Alkanes — A group of compounds composed of hydrogen and carbon. These occur naturally in petroleum and natural gas, and include methane, propane, and butane. Some alkanes are produced by living organisms.

Amino acids — A collection of 22 compounds, all containing a minimum of nitrogen, oxygen, carbon, and hydrogen. Chains of amino acids make up protein. For this reason, they are sometimes referred to as the chemical building blocks of protein.

Bioremediation — The use of organisms to transform pollutants from a contaminated site into less toxic or non-toxic substances.

Corexit 9527A and 9500A — Dispersants approved for use in U.S. waters used to minimize the presence of surface oil slicks during the Deepwater Horizon oil spill.

Diocetyl sodium sulfosuccinate (DOSS) — A primary component of both dispersant formulas used in the Deepwater Horizon oil spill. It increases the attraction between oil and water molecules and hinders the formation of large oil slicks on the surface of the ocean. DOSS can also be found in consumer products such as detergents, cosmetics, and laxatives and, therefore, can be found in coastal waters.

Dispersants — Chemicals that are used during oil spill response efforts to break up oil slicks and limit floating oil from impacting sensitive ecosystems such as coastal habitats.

Exopolymeric substances (EPS) — Complex mixtures of proteins, fats, sugars, nucleic acids, as well as

compounds that do not contain carbon. These sticky mixtures are exuded by microbes and also act as a glue holding together marine snow.

Gene(s) — Unit of DNA, passed from parent to child, that codes for a trait in an organism (for example, coloration, size, stress response).

Lipids — A group of compounds, including natural plant and animal oils, waxes, and fats, that do not dissolve easily in water.

Nutrients — Substances that provide nourishment essential for growth and the maintenance of life.

Oil seeps — Locations where oil and natural gas flow up naturally through cracks in the earth at a slow rate.

Phytoplankton — Microscopic algae that drift or float in bodies of water.

Polycyclic aromatic hydrocarbons (PAHs) — A chemical group found in many sources, including but not limited to oil, tar, ash, coal, car exhaust, chargrilled animal fats, and smoke from burning oil or wood.

Surfactant(s) — Compounds that work to break up oil. Dispersants contain surfactants that break the oil slick into smaller droplets that can more easily mix into water.

Symbiosis — Mutually beneficial relationship between different species of organisms living closely to one another.

Zooplankton — Very small animals, and the immature stages of larger animals, drifting in oceans, seas, and bodies of fresh water.

REFERENCES

1. MacDonald, I. R., Garcia-Pineda, O., Beet, A., Daneshgar Asl, S., Feng, L., Graettinger, G., ... & Leifer, I. (2015). Natural and unnatural oil slicks in the Gulf of Mexico. *Journal of Geophysical Research: Oceans*, 120(12), 8364-8380.
2. American Academy of Microbiology. (2011). *FAQ: Microbes and oil spills*. Retrieved from: <https://www.asm.org/index.php/colloquium-reports/item/4480-faq-microbes-and-oil-spills>
3. Gutierrez, T., Berry, D., Teske, A., & Aitken, M. D. (2016). Enrichment of Fusobacteria in sea surface oil slicks from the Deepwater Horizon oil spill. *Microorganisms*, 4(3), 24.
4. Simister, R. L., Poutasse, C. M., Thurston, A. M., Reeve, J. L., Baker, M. C., & White, H. K. (2015). Degradation of oil by fungi isolated from Gulf of Mexico beaches. *Marine pollution bulletin*, 100(1), 327-333.
5. Li, C., Zhou, Z. X., Jia, X. Q., Chen, Y., Liu, J., & Wen, J. P. (2013). Biodegradation of crude oil by a newly isolated strain *Rhodococcus* sp. JZX-01. *Applied Biochemistry and Biotechnology*, 171(7), 1715-1725.
6. Kostka, J. E., Prakash, O., Overholt, W. A., Green, S. J., Freyer, G., Canion, A., ... & Huettel, M. (2011). Hydrocarbon-degrading bacteria and the bacterial community response in Gulf of Mexico beach sands impacted by the Deepwater Horizon oil spill. *Applied and Environmental Microbiology*, 77(22), 7962-7974.
7. Mahmoudi, N., Porter, T. M., Zimmerman, A. R., Fulthorpe, R. R., Kasozi, G. N., Silliman, B. R., & Slater, G. F. (2013). Rapid degradation of deepwater horizon spilled oil by indigenous microbial communities in Louisiana saltmarsh sediments. *Environmental Science & Technology*, 47(23), 13303-13312.
8. Santos, H. F., Carmo, F. L., Paes, J. E., Rosado, A. S., & Peixoto, R. S. (2011). Bioremediation of mangroves impacted by petroleum. *Water, Air, & Soil Pollution*, 216(1-4), 329-350.
9. Seidel, M., Kleindienst, S., Dittmar, T., Joye, S. B., & Medeiros, P. M. (2016). Biodegradation of crude oil and dispersants in deep seawater from the Gulf of Mexico: Insights from ultra-high resolution mass spectrometry. *Deep Sea Research Part II: Topical Studies in Oceanography*, 129, 108-118.
10. Qiao, N., & Shao, Z. (2010). Isolation and characterization of a novel biosurfactant produced by hydrocarbon-degrading bacterium *Alcanivorax dieselolei* B-5. *Journal of Applied Microbiology*, 108(4), 1207-1216.
11. Gutierrez, T., Berry, D., Yang, T., Mishamandani, S., McKay, L., Teske, A., & Aitken, M. D. (2013). Role of bacterial exopolysaccharides (EPS) in the fate of the oil released during the Deepwater Horizon oil spill. *PLoS one*, 8(6), e67717.
12. Bookstaver, M., Bose, A., & Tripathi, A. (2015). Interaction of *Alcanivorax borkumensis* with a surfactant decorated oil-water interface. *Langmuir*, 31(21), 5875-5881.
13. Kegel, L. L., Szabo, L., Polt, R., & Pemberton, J. E. (2016). Alkyl melibioside and cellobioside surfactants: Effect of sugar headgroup and alkyl chain length on performance. *Green Chemistry*, Advance Article.
14. Cerniglia, C. E. (1984). Microbial metabolism of polycyclic aromatic hydrocarbons. *Advances in applied microbiology*, 30, 31-71.
15. Kim, S.-J., Kweon, O., & Cerniglia, C. E. (2010). Degradation of polycyclic aromatic hydrocarbons by *Mycobacterium* strains. *Springer Berlin Heidelberg - Handbook of Hydrocarbon and Lipid Microbiology*, 19, 1865-1879.
16. Campo, P., Venosa, A. D., & Suidan, M. T. (2013). Biodegradability of Corexit 9500 and dispersed South Louisiana crude oil at 5 and 25 C. *Environmental Science & Technology*, 47(4), 1960-1967.
17. Kim, S.-J., Kweon, O., Sutherland, J. B., Kim, H.-L., Jones, R. C., Burback, B. L., Graves, S. W., Psurny, E., & Cerniglia, C. E. (2015). Dynamic response of *Mycobacterium vanbaalenii* Pyr-1 to BP Deepwater Horizon crude oil. *Applied and Environmental Microbiology*, 81(13), 4263-4276.
18. Dombrowski, N., Donaho, J. A., Gutierrez, T., Seitz, K. W., Teske, A. P., & Baker, B. J. (2016). Reconstructing metabolic pathways of hydrocarbon-degrading bacteria from the Deepwater Horizon oil spill. *Nature Microbiology*, 1, 16057.
19. Simister, R. L., Antzlis, E. W., & White, H. K. (2016). Examining the diversity of microbes in a deep-sea coral community impacted by the Deepwater Horizon oil spill. *Deep Sea Research Part II: Topical Studies in Oceanography*, 129, 157-166.
20. Bælum, J., Borglin, S., Chakraborty, R., Fortney, J. L., Lamendella, R., Mason, O. U., ... & Jansson, J. K. (2012). Deep-sea bacteria enriched by oil and dispersant from the Deepwater Horizon spill. *Environmental Microbiology*, 14(9), 2405-2416.
21. Hazen, T. C., Prince, R. C., & Mahmoudi, N. (2016). Marine oil biodegradation. *Environmental Science and Technology*, 50, 2121-2129.
22. Joye, S. B., Kleindienst, S., Gilbert, J. A., Handley, K. M., Weisenhorn, P., Overholt, W. A., & Kostka, J. E. (2016). Responses of microbial communities to hydrocarbon exposures. *Oceanography*, 29(3), 136-149.
23. Rodrigues, E. M., & Tótolá, M. R. (2015). Petroleum: From basic features to hydrocarbons bioremediation in oceans. *Open Access Library Journal*, 2(11), 1.
24. Bookstaver, M., Godfrin, M. P., Bose, A., & Tripathi, A. (2015). An insight into the growth of *Alcanivorax borkumensis* under different inoculation conditions. *Journal of Petroleum Science and Engineering*, 129, 153-158.
25. Hazen, T. C., Dubinsky, E. A., DeSantis, T. Z., Andersen, G. L., Piceno, Y. M., Singh, N., ... & Mason, O. U. (2010). Deep-sea oil plume enriches indigenous oil-degrading bacteria. *Science*, 330(6001), 204-208.
26. Yang, T., Nigro, L. M., Gutierrez, T., Joye, S. B., Highsmith, R., & Teske, A. (2016). Pulsed blooms and persistent oil-degrading bacterial populations in the water column during and after the Deepwater Horizon blowout. *Deep Sea Research Part II: Topical Studies in Oceanography*, 129, 282-291.
27. Beazley, M. J., Martinez, R. J., Rajan, S., Powell, J., Piceno, Y. M., Tom, L. M., ... & Sobczyk, P. A. (2012). Microbial community analysis of a coastal salt marsh affected by the Deepwater Horizon oil spill. *PLoS one*, 7(7), e41305.
28. Bacosa, H. P., Liu, Z., & Erdner, D. L. (2015). Natural sunlight shapes crude oil-degrading bacterial communities in Northern Gulf of Mexico surface waters. *Frontiers in Microbiology*, 6, 1325.
29. Bacosa, H. P., Erdner, D. L., & Liu, Z. (2015). Differentiating the roles of photooxidation and biodegradation in the weathering of Light Louisiana Sweet crude oil in surface water from the Deepwater Horizon site. *Marine Pollution Bulletin*, 5, 265-272.
30. Brakstad, O. G., Nordtug, T., & Throne-Hoist, M. (2015). Biodegradation of dispersed Macondo oil in seawater at low temperature and different oil droplet sizes. *Marine Pollution Bulletin*, 93, 144-152.

31. Techtmann, S. M., Zhuang, M., Campo, P., Holder, E., Elk, M., Hazen, T. C., ... & Santo Domingo, J. W. (2017). Corexit 9500 enhances oil biodegradation and changes active bacterial community structure of oil-enriched microcosms. *Applied and Environmental Microbiology*, 83(10), e03462-16.
32. McFarlin, K. M., Prince, R. C., Perkins, R., & Leigh, M. B. (2014). Biodegradation of dispersed oil in Arctic seawater at -1 °C. *PLoS One*, 9(1), e84297.
33. Hamdan, L. J., & Fulmer, P. A. (2011). Effects of COREXIT® EC9500A on bacteria from a beach oiled by the Deepwater Horizon spill. *Aquatic Microbial Ecology*, 63(2), 101-109.
34. Lee, K., Nedwed, T., Prince, R. C., & Palandro, D. (2013). Lab tests on the biodegradation of chemically dispersed oil should consider the rapid dilution that occurs at sea. *Marine pollution bulletin*, 73(1), 314-318.
35. Gray, J. L., Kanagy, L. K., Furlong, E. T., Kanagy, C. J., McCoy, J. W., Mason, A., & Lauenstein, G. (2014). Presence of the Corexit component dioctyl sodium sulfosuccinate in Gulf of Mexico waters after the 2010 Deepwater Horizon oil spill. *Chemosphere*, 95, 124-130.
36. National Oceanic and Atmospheric Administration. (2016). *What is marine snow?* Retrieved from: <https://oceanservice.noaa.gov/facts/marinesnow.html>
37. van Eenennaam, J. S., Wei, Y., Grolle, K. C., Foekema, E. M., & Murk, A. J. (2016). Oil spill dispersants induce formation of marine snow by phytoplankton-associated bacteria. *Marine Pollution Bulletin*, 104(1), 294-302.
38. Passow, U., Ziervogel, K., Asper, V., & Diercks, A. (2012). Marine snow formation in the aftermath of the Deepwater Horizon oil spill in the Gulf of Mexico. *Environmental Research Letters*, 7(3), 035301.
39. Passow, U. (2016). Formation of rapidly-sinking, oil-associated marine snow. *Deep Sea Research Part II: Topical Studies in Oceanography*, 129, 232-240.
40. Daly, K. L., Passow, U., Chanton, J., & Hollander, D. (2016). Assessing the impacts of oil-associated marine snow formation and sedimentation during and after the Deepwater Horizon oil spill. *Anthropocene*, 13, 18-33.
41. Almeda, R., Connelly, T. L., & Buskey, E. J. (2016). How much crude oil can zooplankton ingest? Estimating the quantity of dispersed crude oil defecated by planktonic copepods. *Environmental Pollution*, 208, 645-654.
42. Vonk, S. M., Hollander, D. J., & Murk, A. J. (2015). Was the extreme and wide-spread marine oil-snow sedimentation and flocculent accumulation (MOSSFA) event during the Deepwater Horizon blow-out unique? *Marine Pollution Bulletin*, 100(1), 5-12.
43. Acosta-González, A., & Marqués, S. (2016). Bacterial diversity in oil-polluted marine coastal sediments. *Current Opinion in Biotechnology*, 38, 24-32.
44. Rodriguez-r, L. M., Overholt, W. A., Hagan, C., Huettel, M., Kostka, J. E., & Konstantinidis, K. T. (2015). Microbial community successional patterns in beach sands impacted by the Deepwater Horizon oil spill. *The ISME journal*, 1-13.
45. Zuijgeest, A., & Huettel, M. (2012). Dispersants as used in response to the MC252-spill lead to higher mobility of polycyclic aromatic hydrocarbons in oil-contaminated Gulf of Mexico sand. *PLoS one*, 7(11), e50549.
46. United States Coast Guard. (2011). *On Scene Coordinator Report Deepwater Horizon Oil Spill: Submitted to the National Response Team, September 2011*. Retrieved from: https://www.uscg.mil/foia/docs/DWH/FOSC_DWH_Report.pdf

SUGGESTED CITATION

Maung-Douglass, E., Graham, L., Hale, C., Sempier, S., Skelton, T., and Swann, L., Wilson, M. (2017). Microbes & Oil - What's the connection? GOMSG-G-18-002.

ACKNOWLEDGMENT

Special thanks to the many external reviewers who contributed to the betterment of this oil spill science outreach publication.

OIL SPILL SCIENCE OUTREACH TEAM

Christine Hale

Texas Sea Grant College Program
chris.hale@tamu.edu

Emily Maung-Douglass

Louisiana Sea Grant College Program
edouglass@lsu.edu

Stephen Sempier

Mississippi-Alabama Sea Grant Consortium
stephen.sempier@usm.edu

Tara Skelton

Mississippi-Alabama Sea Grant Consortium
tara.skelton@usm.edu

LaDon Swann

Mississippi-Alabama Sea Grant Consortium
swanndl@auburn.edu

Monica Wilson

Florida Sea Grant, UF/IFAS Extension
monicawilson447@ufl.edu



This work was made possible in part by a grant from The Gulf of Mexico Research Initiative, and in part by the Sea Grant programs of Texas, Louisiana, Florida and Mississippi-Alabama. The statements, findings, conclusions and recommendations do not necessarily reflect the views of these organizations.

GOMSG-G-18-002