



# NORTH TEXAS SOFTBALL

Communications Assistant (Softball contact): Josh Yonis  
 Phone: (817) 899-6499 • Email: josh.yonis@unt.edu

Website: MeanGreenSports.com • Facebook: Facebook.com/MeanGreenSB • Twitter: @MeanGreenSB • Instagram: @MeanGreenSB • #GMG • #MGSB

## GAMES 28-30




# 2018 SCHEDULE

Overall: 12-15 • C-USA: 3-3

DATE	OPPONENT	TIME/RESULT
2/8	UL Monroe !	L, 12-10
2/8	Central Arkansas !	L, 5-4
2/9	Tenn.-Martin !	W, 5-2
2/16	Bowling Green #	L, 3-2 (9)
2/16	Rhode Island #	W, 7-5
2/17	Mount St. Mary's #	W, 6-2
2/18	Elon #	L, 6-1
2/24	Prairie View A&M %	W, 7-0
2/24	Grambling %	W, 3-1
2/25	Grambling %	W, 14-3 (5)
2/25	Prairie View A&M %	W, 3-2
3/2	Tulsa ^	L, 4-3 (8)
3/3	UT Arlington ^	L, 10-0 (6)
3/3	Nicholls ^	L, 6-1
3/4	Nicholls ^	L, 10-7
3/4	UT Arlington ^	W, 9-8 (8)
3/10	Charlotte *	W, 1-0/L, 7-4
3/11	Charlotte *	L, 4-0
3/13	Pacific	L, 10-4
3/13	UConn	L, 2-1
3/14	Iowa State	L, 7-3/W, 9-6
3/17	UT San Antonio *	W, 4-2/L, 9-6
3/18	UT San Antonio *	W, 2-1
3/20	#11 Baylor	L, 2-0
3/24	LA Tech *	1/3:00 p.m.
3/25	LA Tech *	1:00 p.m.
3/28	Texas Southern	3/5:00 p.m.
3/30	FAU *	3/5:00 p.m.
3/31	FAU *	11:00 a.m.
4/4	Sam Houston State	6:00 p.m.
4/7	Mississippi Valley State	1/3:00 p.m.
4/8	Mississippi Valley State	Noon
4/11	Houston Baptist	6:00 p.m.
4/14	UTEP *	2/4:00 p.m.
4/15	UTEP *	2:00 p.m.
4/18	Abilene Christian	6:00 p.m.
4/21	Florida International *	1/3:00 p.m.
4/22	Florida International *	Noon
4/25	Oklahoma	6:00 p.m.
4/28	Southern Mississippi *	1/3:00 p.m.
4/29	Southern Mississippi *	1:00 p.m.
5/5	UAB *	1/3:00 p.m.
5/6	UAB *	Noon
5/10	Conference USA Tournament Begins	

**Bold denotes home game**  
 \* - Conference USA game  
 ! - Mardi Gras Classic  
 # - Elon Softball Classic  
 % - Schutt Invitational  
 ^ - North Texas Invitational

ALL GAME TIMES ARE CENTRAL

@MeanGreenSB   

## NORTH TEXAS VS LA TECH

### NORTH TEXAS MEAN GREEN (12-15, 3-3 C-USA)



#### vs. LA Tech

**Date** March 24 | 1 p.m.  
 March 24 | 3 p.m.  
 March 24 | 1 p.m.  
**Series**..... LA Tech leads 14-6  
**Venue**..... Lovelace Stadium  
**Location**..... Denton, TX  
**Broadcast**..... C-USA TV  
**Live Stats**..... StatBroadcast  
**Live Tweets** ... @MeanGreenSB

### LA TECH

LADY TECHSTERS (16-14, 4-2 C-USA)



## PREVIEW

North Texas returns home to host the reigning Conference USA tournament champions, LA Tech, in a three-game series beginning with a doubleheader Saturday at 1 & 3 p.m.

The Mean Green are coming off a 2-0 loss to No. 12 Baylor, just North Texas' second loss in the last six meetings in Waco. It marks the first season since 2014 UNT hasn't upset Baylor.

Hope Trautwein pitched her third-straight complete game, but a miscommunication with one out in the sixth led to two unearned runs which stood as the eventual gamewinning runs.

The Mean Green are 6-14 all-time against the Lady Techsters and 1-11 since joining C-USA in 2014. LA Tech has won 11 straight vs. UNT.

## NORTH TEXAS STORYLINES

### CHICKS DIG THE LONG BALL

Through 27 games, North Texas has hit 33 home runs and rank 10th in Division I with 1.22 home runs per game.

The Mean Green hit 32 home runs all of 2017 and the 2018 squad is currently on pace for 66 home runs, which would break the previous program record of 52.

Sam Rea leads the team and ranks in the top 30 nationally with 0.32 home runs per game. She hit five long balls in seven games this past week for a rate of 0.71 per game.

In the team's second game against UTSA, North Texas recorded their third straight multi-home run game. The Mean Green have 11 multi-homer games this season.

### A NEW HOPE

In four Conference USA starts, freshman pitcher Hope Trautwein is 3-1 with three complete games, 24 innings pitched, 16 strikeouts and a 1.46 ERA.

Trautwein has gone the distance in three straight starts and four of her last five. She leads the team in ERA (3.01), opposing BA (.271), innings pitched (88.1) and strikeouts (77).

### LIMITING HITS

The downfall for the North Texas pitching staff has been allowing opponents to string hits together. In wins, the Mean Green are allowing six hits per game, while giving up 10.2 per game in losses.

North Texas is 1-11 when giving up nine hits or more and 0-7 when allowing opponents to rack up at least 11 hits.

**BY THE NUMBERS**

**1.22**

With 33 home runs through 27 games, North Texas ranks 10th in Division I in home runs per game (1.22).

**7**

North Texas already has seven players with multiple home runs, topping last season's total of six. Lacy Gregory, Harley Perella and Hanna Rebar are among those who fit the bill for both years.

**.500**

Through 26 games, Lacy Gregory has been the epitome of the team's goal to manufacture runs, hitting 12-for-24 with the bases loaded this year.

**8**

A year after finishing seventh in the C-USA standings, the Mean Green were picked to finish eighth in the C-USA preseason poll.

**9**

Head coach Tracey Kee is just nine wins shy of becoming the 32nd active coach with 800 career wins.

**11**

With Sam Rea's two-homer performance in game two against UTSA, the Mean Green recorded their 11th multi-home run game of the season. The team is 7-4 in those games.

**PRESEASON HONOR**

Sophomore Lacy Gregory was named one of 16 players on Conference USA's Preseason All-Conference Team.

Gregory earned C-USA All-Freshman honors in 2017, batting .317 with 53 hits, seven home runs and team highs in doubles (11) and RBI (34).

It marks the second year in a row that a North Texas softball player has garnered preseason all-conference honors after former Mean Green star Kelli Schkade was named Preseason All-C-USA in 2017.

Florida Atlantic's Emily Lochten was named the Preseason Player of the Year and Florida International's Shannon Saile was named the Preseason Pitcher of the Year.

**TURN OF THE CENTURY**

With a 6-2 win over Mount St. Mary's on Feb. 17, coach Kee collected her 100th win during her tenure at North Texas. She also became the second coach in program history to record 100 wins (TJ Hubbard, 161).

**EIGHT IS GREAT**

North Texas was picked to finish eighth in the league standings, behind Western Kentucky and just ahead of Southern Mississippi. Louisiana Tech, the reigning conference tournament champion, was selected as the preseason favorite with four first-place votes.

**2018 Preseason Poll**

1. Louisiana Tech (4)
2. FIU (7)
3. Florida Atlantic
4. Charlotte
5. Marshall
6. UAB
7. WKU
8. North Texas
9. Southern Miss
10. UTSA
11. Middle Tennessee
12. UTEP

**NEW KIDS ON THE BLOCK**

North Texas' 2017 roster features nine new faces, including six signees, two junior college transfers and one Division I transfer.

**FRESHMEN**

- Miranda Holguin, Utility
- Ally Lindsey, Pitcher
- Maria Priest, Infield/Pitcher
- Hope Trautwein, Pitcher
- Briana Valdez, Infield
- Kourtney Williams, Utility

**TRANSFERS**

- Katie Clark, Outfield (Stephen F. Austin)
- Sally Gastelo, Outfield (Arizona Western)
- Sam Rea, First Base (Phoenix College)

**TOURNAMENT TEAMS**

Head coach Tracey Kee is a firm believer in building a program through a tough schedule and the 2018 slate epitomizes that belief.

The Mean Green will face the two-time defending national champion Oklahoma Sooners on April 25, and has games scheduled versus three other NCAA tournament teams from a year ago: Baylor, Louisiana Tech and Tulsa.

**CLIMBING THE LADDER**

North Texas head coach Tracey Kee currently sits at No. 32 among active Division I coaches with 789 career wins under her belt. In 2018, the Mean Green will face off against nine coaches in the top 60 for active wins.

**GOOD COMPANY**

Coach Kee rounded out her 2018 coaching staff with the hiring of former Stephen F. Austin head coach Gay McNutt as a volunteer assistant coach.

McNutt served as a Division I head coach for 22 seasons between Northwestern State, Southern Mississippi and SFA, compiling a 565-649 record (.465).

Between Kee and McNutt, the Mean Green coaching staff has combined for 1,354 wins at the Division I level.

## LOOKING FORWARD

- North Texas closes out a five-game home stretch with a Wednesday afternoon double-header against Texas Southern on March 28 at 3 & 5 p.m.
- The Mean Green head to the Sunshine State to take on Florida Atlantic in a three-game series on March 30 & 31.
- North Texas begins a stretch of four-straight Wednesday evening games against Sam Houston State at 6 p.m. on April 4.

### NORTH TEXAS MEDIA SERVICES

#### Who to contact:

**Josh Yonis:** 940-369-8329 (Office)  
817-899-6499 (Cell)  
E-mail: josh.yonis@unt.edu

**Eric Capper:** 940-565-2476 (Office)  
940-367-0727 (Cell)  
E-mail: eric.capper@unt.edu

#### Practice Coverage

Media must contact Josh Yonis 24 hours prior to view, film or photograph practices.

#### Credentials For Media

Those wishing to cover North Texas must contact Josh Yonis for credentials for home and away games.

#### Post-Practice Interviews

There are no interviews following practice. Special exemptions may be granted to those who **make a request more than 24 hours in advance.**

All out of town media with request for coach Kee, assistant coaches or players must contact Josh Yonis.

#### Post-Game Interviews

The North Texas locker room is closed to all members of the media. Head coach Tracey Kee and requested players will be available for interviews following a brief cooling off period. Postgame interviews at Lovelace Stadium will be held at the field.

## UNI SWAG

North Texas is making the move from Russell Athletic to Nike uniforms in 2018 and will don six jerseys and three pairs of pants for a total of 18 different uniform combinations.

## SMARTY PANTS

Four North Texas softball players earned National Fastpitch Coaches Association (NFCA) Division I All-America Scholar-Athlete honors for the 2016-17 season.

The student-athletes who received the recognition are Camille Grahmann, Lacy Gregory, Nicole Ochotnicki and Kelli Schkade. In order to make the list, student-athletes must maintain at least a 3.5 grade point average or higher.

## REUNITED

Sophomores Hanna Rebar and Katie Clark are reuniting in Denton after both transferred in from Stephen F. Austin. Rebar came in as a mid-year transfer in 2017, and Clark joins the Mean Green as a mid-year transfer for 2018.

The two were roommates in Nacogdoches and are once again living together in Denton. The duo was recruited by volunteer assistant coach Gay McNutt, who coached the Lady Jacks from 2008-16.

## REWRITING HISTORY

The Mean Green are looking to avoid a fourth-straight losing season for the first time since 2006-09, when the team went 97-135 (.418).

### NORTH TEXAS QUICK FACTS

LOCATION ..... DENTON, TEXAS  
FOUNDED ..... 1890  
PRESIDENT ..... DR. NEAL SMATRESK  
ENROLLMENT ..... 37,973  
FOUNDED ..... 1890  
ATHLETIC DIRECTOR ..... WREN BAKER  
NICKNAME ..... MEAN GREEN  
COLORS..... GREEN AND WHITE  
HOME ARENA..... LOVELACE STADIUM  
CAPACITY ..... 371  
FIRST YEAR OF SOFTBALL IN NEW ERA... 2004  
CONFERENCE..... CONFERENCE USA  
HEAD COACH..... TRACEY KEE  
OVERALL RECORD ..... 791-494-1 (20 seasons)  
RECORD AT NORTH TEXAS ..... 109-132 (4 seasons)

### MEAN GREEN TEAM RECORD

OVERALL..... 388-568-1  
NEW ERA ..... 351-462-1  
BEST SINGLE SEASON RECORD ..... **31-22**

### CURRENT TEAM STREAKS

WINS ..... 0  
HOME WINS ..... 1  
AWAY WINS..... 0  
NEUTRAL WINS ..... 2  
C-USA WINS ..... 1  
C-USA LOSSES ..... 0  
HOME LOSSES..... 0  
AWAY LOSSES..... 1  
NEUTRAL LOSSES ..... 0  
NON-CONFERENCE WINS ..... 0  
NON-CONFERENCE LOSSES ..... 1

### THE MEAN GREEN

ALL NORTH TEXAS ATHLETIC TEAMS ARE REFERRED TO AS “**NORTH TEXAS**” AND THE “**MEAN GREEN.**” **DO NOT** USE THE TERMS “**UNT**,” “**NORTH TEXAS STATE**,” OR “**EAGLES**,” TO DESCRIBE A NORTH TEXAS ATHLETIC TEAM.



## Tracey Kee

### Head Coach

Fifth Year ▶ East Carolina '90

Tracey Kee is entering her fifth season at North Texas as one of the winningest active coaches in NCAA Division I, boasting a career record of 781-479-1. Hired in August 2013, she became the fourth Mean Green softball head coach in the current era. In her four years, Kee has led the program to record heights and several program records and firsts.

The 2017 squad rebounded after a disappointing 2016 campaign, securing 25 wins with the 10th-toughest non-conference schedule in the nation and the 36th-toughest overall schedule. The Mean Green tallied 11 conference wins, good for the No. 7 seed in the Conference USA Championship tournament, its third under Kee. Three players garnered all-conference honors as Kelli Schkade was named to the first team, while Lindsay and Lacy Gregory were named to the All-Freshman squad. Schkade went on to become the program's first All-American.

The 2016 team set a program record for steals in a season (81) and matched the highest batting average mark (.279). The 81 steals was good for an average of 1.47 a game, the 47th best mark in Division I.

In three of Kee's four seasons at North Texas, the team's defense has been ranked in the top-50 nationally, peaking at No. 5 in the 2015 season (.978).

In 2014, Kee took the Mean Green to the most wins in the program's 12-year history with 31 victories. In 2015, North Texas upset No. 7 Baylor on the road in Waco, the highest ranked team that the Mean Green have defeated in program history and just their second-ever top-25 win. And then, in 2016, North Texas received votes in one of the national polls for the first time in school history after knocking off No. 21 Baylor two times in Waco. The Mean Green knocked-off a nationally-ranked Baylor yet again in 2017, securing a 3-2 extra-inning victory in Waco.

Under Kee, North Texas has had first-team All-Conference USA selections in four straight years and six all-conference selections overall in three years, including Kat Strunk, a two-time honoree and the 2014 C-USA Newcomer of the Year, the first specialty award in program history. Schkade also garnered first-team honors in 2016-17.

In 2015, Taylor Schoblocher earned Amateur Softball Association/USA Softball National Player of the Week honors, the program's first national award.

As a team, under Kee, the Mean Green have set several records, including the most conference wins (14, 2014), most runs scored (272, 2014), most RBI (242, 2014), highest batting average (.279, 2014, '16), highest fielding percentage (.978, 2015) and fewest errors committed (30, 2015).

In 2014, Ashley Kirk broke the single-season wins record with 22 victories and single-season strikeout record with 214. In 2015, Schoblocher set the single-season marks for on-base percentage (.477), slugging percentage (.833) and finished with the second-best single-season batting average (.389), second-most home runs (17) and total bases (120).

Off the field, North Texas softball graduates Lauren Poole and Madison Thompson were awarded the Jim Castaneda Postgraduate Scholarship in consecutive years, the first and second North Texas athletes to receive the honor in school's first two years of conference membership.

Kee has also coached six National Fastpitch Coaches Association All-America Scholar Athletes at North Texas (Sarah Barker, Mackenzie Grimes, Jami Schkade, Kelli Schkade, Shelbie Smith and Madison Thompson).

Prior to North Texas, Kee compiled a 684-362 record in 16 seasons as the East Carolina head coach, and guided the Pirates to four NCAA Tournament appearances including three in her last five years. Kee and her staff were also named a NFCA Mideast Region Coaching Staff of the Year honoree twice.

She also captured nine league championships, with back-to-back C-USA Tournament titles in 2010 and 2011. From 2009 to 2011, no Conference USA program won more games than East Carolina's 125.

Kee played her high school ball at Saint Gertrude in Richmond, Va., from 1983-86 before a stellar career for East Carolina from 1987-1990. In 2009, she was inducted into the St. Gertrude Athletic Hall of Fame. In 2014, she was inducted into the Central Virginia Amateur Softball Association Hall of Fame.

She graduated from ECU in May 1990 with a bachelor's degree in physical education and, in 1995, earned her master's degree from ECU in exercise and sport science with a concentration in physical education.

### The Kee File

**Hometown:** Richmond, Virginia

**High School:** Saint Gertrude (Va.) H.S.

**Alma Mater**

East Carolina University, 1990 (B.S.)

East Carolina University, 1995 (M.E.)

### Coaching Career

**Overall Record:** 791-494-1 (20 years)

**At North Texas:** 109-132 (Four years)

### Coaching Experience

**2013-present:** University of North Texas, Head Coach

**1997-2012:** East Carolina University, Head Coach

**1991-96:** East Carolina University, Assistant Coach

### Championships Won

**1997 - Big South Regular Season**

**1998 - Big South Regular Season**

**1999 - Big South Regular Season  
Big South Tournament**

**2000 - East Coast Athletic Conference  
Tournament**

**2001 - East Coast Athletic Conference  
Tournament**

**2010 - Conference USA Regular Season  
Conference USA Tournament**

**2011 - Conference USA Tournament**

### Coaching Awards

**2010 & 2011 - NCAA Mideast Coaching  
Staff of the Year**

**2005, 2009 & 2010 - Conference USA  
Coach of the Year**

**1997 - Big South Conference Coach of  
the Year**

### Collegiate Experience

**1987-1990:** East Carolina

\* Four-year starter at catcher or third base, two-time captain, recipient of the Texas Gulf Outstanding Female Scholar-Athlete Award

### Accolades

\* Inducted into the Saint Gertrude High School Athletic Hall of Fame in Richmond, Virginia

\* Inducted into the Central Virginia ASA Hall of Fame

\* Won three USSSA All-World titles in slow-pitch

# 2018 Roster

## ↳ ALPHABETICAL ROSTER

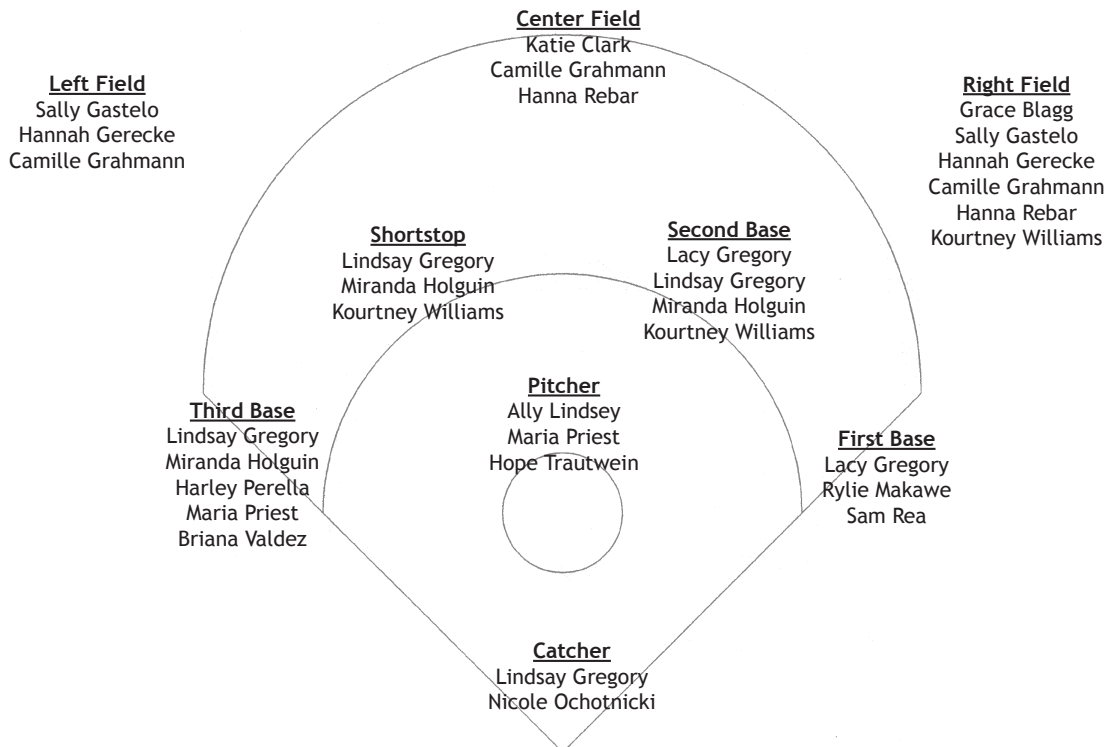
No.	Player	Ht.	Cl.	Pos.	B/T	Hometown (Last School)
16	Grace Blagg	5-3	Sr.	OF	L/R	Denton, TX (North Central Texas College)
4	Katie Clark	5-3	So.	OF	L/L	Katy, TX (Katy HS)
10	Lauren Craine	5-7	Jr.	P	R/R	Aledo, TX (Aledo HS)
5	Sally Gastelo	5-5	Jr.	OF	R/R	Yuma, AZ (Arizona Western College)
14	Hannah Gerecke	5-7	Jr.	OF	R/R	La Grange, TX (La Grange HS)
00	Camille Grahmann	5-2	So.	OF	L/R	Hallettsville, TX (Hallettsville HS)
6	Lacy Gregory	5-5	So.	IF	R/R	Kingwood, TX (Kingwood HS)
2	Lindsay Gregory	5-5	So.	UT	R/R	Kingwood, TX (Kingwood HS)
9	Miranda Holguin	5-1	Fr.	UT	R/R	Cibolo, TX (Steele HS)
12	Ally Lindsey	5-9	Fr.	P	R/R	Flower Mound, TX (Marcus HS)
21	Rhylie Makawe	5-5.5	Jr.	IF	R/R	Aledo, TX (Aledo HS)
11	Nicole Ochotnicki	5-8	So.	C	R/R	Cedar Park, TX (Vista Ridge HS)
3	Harley Perella	5-5	Jr.	IF	R/R	Frisco, TX (Heritage HS)
20	Maria Priest	5-9	Fr.	IF/P	R/R	Stonewall, OK (Latta HS)
18	Sam Rea	5-6	Jr.	1B	L/L	Scottsdale, AZ (Phoenix College)
8	Hanna Rebar	5-8	So.	OF	R/R	San Antonio, TX (Stephen F. Austin)
7	Hope Trautwein	5-11	Fr.	P	R/R	Pflugerville, TX (Hendrickson HS)
17	Briana Valdez	5-4	Fr.	IF	R/R	El Paso, TX (Eastlake HS)
15	Kourtney Williams	5-3	Fr.	UT	R/R	Keller, TX (Keller HS)

**Head Coach:** Tracey Kee

**Associate Head Coach:** Natalie Kozlowski

**Assistant Coach:** Christina Merrida

**Volunteer Assistant:** Gay McNutt



# Overall Statistics

Record: 12-15 Home: 7-9 Away: 2-4 Neutral: 3-2 C-USA: 3-3

Player	avg	gp-gs	ab	r	h	2b	3b	hr	rbi	tb	slg%	bb	hp	so	gdp	ob%	sf	sh	sb-att	po	a	e	fld%	
4 CLARK, Katie	.366	24-23	82	17	30	1	1	4	10	45	.549	2	0	7	0	.372	2	2	9-10	25	0	0	1.000	
11 OCHOTNICKI, Nicole	.325	27-27	77	7	25	3	0	3	10	37	.481	6	2	14	1	.384	1	7	2-2	138	13	4	.974	
21 MAKAWA, Rhyllie	.316	24-22	57	10	18	3	0	1	8	24	.421	7	2	11	0	.409	0	2	0-0	142	7	3	.980	
2 GREGORY, Lindsay	.299	25-25	67	12	20	6	1	0	6	28	.418	9	1	11	0	.385	1	6	3-4	45	41	6	.935	
8 REBAR, Hanna	.293	27-27	75	13	22	1	0	8	21	47	.627	9	0	12	0	.365	1	1	2-2	32	0	2	.941	
6 GREGORY, Lacy	.280	27-27	82	14	23	6	1	4	24	43	.524	10	0	5	0	.355	1	4	1-1	39	27	2	.971	
3 PERELLA, Harley	.250	25-23	60	8	15	1	1	2	6	24	.400	3	1	13	0	.297	0	4	4-5	19	35	9	.857	
14 GERECKE, Hannah	.216	23-14	37	6	8	1	0	1	2	12	.324	2	0	8	0	.256	0	1	1-2	28	0	0	1.000	
18 REA, Sam	.209	19-14	43	6	9	0	0	6	10	27	.628	2	1	11	0	.261	0	0	1-1	39	0	0	1.000	
5 GASTELO, Sally	.204	23-13	49	9	10	3	0	3	10	22	.449	1	1	10	0	.235	0	1	2-2	10	0	2	.833	
15 WILLIAMS, Kourtney	.185	15-8	27	5	5	0	0	1	3	8	.296	2	0	4	0	.241	0	1	2-2	8	8	2	.889	
0 GRAHMANN, Camille	.133	20-14	30	6	4	0	0	0	0	4	.133	7	0	9	0	.297	0	4	3-5	12	0	1	.923	
-----																								
17 VALDEZ, Briana	.222	7-2	9	3	2	0	0	0	0	2	.222	2	0	2	0	.364	0	0	0-0	0	3	0	1.000	
9 HOLGUIN, Miranda	.000	15-4	9	0	0	0	0	0	0	0	.000	0	0	2	0	.000	0	0	0-0	15	15	3	.909	
16 BLAGG, Grace	.000	14-0	4	0	0	0	0	0	0	0	.000	1	0	0	0	.200	0	0	0-0	1	0	0	1.000	
Totals	.270	27	708	116	191	25	4	33	110	323	.456	63	8	119	1	.334	6	33	30-36	556	200	34	.957	
Opponents	.292	27	770	129	225	50	5	17	117	336	.436	63	17	123	0	.357	5	21	12-16	545	213	24	.969	

LOB - Team (161), Opp (195). DPs turned - Team (5), Opp (3). IBB - Team (0), Opp (2).

### (All games Sorted by Earned run avg)

Player	era	w-l	app	gs	cg	sho	sv	ip	h	r	er	bb	so	2b	3b	hr	b/avg	wp	hp	bks	sfa	sha
7 TRAUTWEIN, Hope	3.01	6-6	21	13	6	1/0	0	88.1	95	44	38	30	77	22	4	6	.271	5	7	0	2	9
20 PRIEST, Maria	4.30	6-9	18	12	4	1/0	1	83.0	114	71	51	20	39	23	1	9	.313	4	6	0	2	11
12 LINDSEY, Ally	6.30	0-0	9	2	0	0/0	0	13.1	16	14	12	13	6	5	0	2	.302	3	4	0	1	1
-----																						
8 REBAR, Hanna	0.00	0-0	2	0	0	0/0	0	0.2	0	0	0	0	1	0	0	0	.000	1	0	0	0	0
Totals	3.81	12-15	27	27	10	2/0	1	185.1	225	129	101	63	123	50	5	17	.292	13	17	0	5	21
Opponents	3.70	15-12	27	27	10	3/0	1	181.2	191	116	96	63	119	25	4	33	.270	8	8	1	6	33

PB - Team (2), Ochotnicki 2, Opp (2). Pickoffs - Team (1), Ochotnicki 1. SBA/ATT - Ochotnicki (12-16), Trautwein (5-7), Priest (5-6), Lindsey (2-3).

## Conference USA Statistics

Record: 3-3 Home: 1-2 Away: 2-1 C-USA: 3-3

Player	avg	gp-gs	ab	r	h	2b	3b	hr	rbi	tb	slg%	bb	hp	so	gdp	ob%	sf	sh	sb-att	po	a	e	fld%	
21 MAKAWA, Rhylie	.412	6-6	17	3	7	0	0	0	3	7	.412	1	0	3	0	.444	0	0	0-0	35	4	1	.975	
6 GREGORY, Lacy	.316	6-6	19	1	6	1	0	0	2	7	.368	1	0	2	0	.350	0	1	0-0	3	5	0	1.000	
11 OCHOTNICKI, Nicole	.313	6-6	16	1	5	1	0	0	1	6	.375	2	0	1	1	.368	1	1	0-0	30	3	1	.971	
4 CLARK, Katie	.238	6-6	21	2	5	1	0	2	4	12	.571	2	0	1	0	.292	1	0	2-2	9	0	0	1.000	
8 REBAR, Hanna	.222	6-6	18	2	4	1	0	0	1	5	.278	1	0	5	0	.263	0	0	0-0	11	0	1	.917	
2 GREGORY, Lindsay	.200	6-6	20	3	4	2	0	0	0	6	.300	3	0	4	0	.304	0	0	0-0	4	7	0	1.000	
-----																								
18 REA, Sam	.333	4-3	9	3	3	0	0	3	4	12	1.333	1	0	2	0	.400	0	0	0-0	0	0	0	.000	
17 VALDEZ, Briana	.333	1-1	3	1	1	0	0	0	0	1	.333	0	0	0	0	.333	0	0	0-0	0	1	0	1.000	
3 PERELLA, Harley	.167	5-5	12	0	2	1	0	0	1	3	.250	1	0	2	0	.231	0	2	0-0	1	5	3	.667	
14 GERECKE, Hannah	.143	4-2	7	0	1	0	0	0	0	1	.143	1	0	2	0	.250	0	0	0-0	9	0	0	1.000	
5 GASTELO, Sally	.143	5-2	7	0	1	0	0	0	0	1	.143	1	0	2	0	.250	0	0	0-0	7	0	0	1.000	
9 HOLGUIN, Miranda	.000	4-3	6	0	0	0	0	0	0	0	.000	0	0	1	0	.000	0	0	0-0	11	4	0	1.000	
0 GRAHMANN, Camille	.000	5-2	2	1	0	0	0	0	0	0	.000	1	0	2	0	.333	0	0	0-0	3	0	0	1.000	
15 WILLIAMS, Kourtney	.000	1-0	1	0	0	0	0	0	0	0	.000	0	0	0	0	.000	0	0	0-0	0	0	0	.000	
16 BLAGG, Grace	.000	1-0	0	0	0	0	0	0	0	0	.000	0	0	0	0	.000	0	0	0-0	0	0	0	.000	
Totals	.247	6	158	17	39	7	0	5	16	61	.386	15	0	27	1	.309	2	4	2-2	123	34	6	.963	
Opponents	.284	6	169	23	48	13	0	5	21	76	.450	15	3	22	0	.353	0	5	3-3	123	38	2	.988	

LOB - Team (39), Opp (46). DPs turned - Team (0), Opp (1). IBB - Team (0), Opp (1).

### (C-USA games only Sorted by Earned run avg)

Player	era	w-l	app	gs	cg	sho	sv	ip	h	r	er	bb	so	2b	3b	hr	b/avg	wp	hp	bks	sfa	sha
7 TRAUTWEIN, Hope	1.99	3-1	6	4	3	1/0	0	24.2	25	9	7	10	16	6	0	1	.255	1	1	0	0	2
20 PRIEST, Maria	5.93	0-2	3	2	0	0/0	0	15.1	21	14	13	4	6	5	0	4	.318	0	1	0	0	3
-----																						
12 LINDSEY, Ally	0.00	0-0	2	0	0	0/0	0	0.2	2	0	0	1	0	2	0	0	.500	1	1	0	0	0
8 REBAR, Hanna	0.00	0-0	1	0	0	0/0	0	0.1	0	0	0	0	0	0	0	0	.000	0	0	0	0	0
Totals	3.41	3-3	6	6	3	1/0	0	41.0	48	23	20	15	22	13	0	5	.284	2	3	0	0	5
Opponents	2.90	3-3	6	6	4	1/0	0	41.0	39	17	17	15	27	7	0	5	.247	0	0	0	2	4

PB - Team (0), Opp (1). SBA/ATT - Ochotnicki (3-3), Priest (2-2), Trautwein (1-1).

## 2018 CONFERENCE USA STANDINGS

	C-USA Games				Overall					
	<u>W</u>	<u>L</u>	<u>T</u>	<u>PCT</u>	<u>W</u>	<u>L</u>	<u>T</u>	<u>PCT</u>	<u>L10</u>	<u>ST</u>
<b>West</b>										
LA Tech	5	2	0	.714	16	14	0	.533	6-4	W1
UAB	3	2	1	.583	10	20	1	.339	3-6-1	L2
<b>North Texas</b>	<b>3</b>	<b>3</b>	<b>0</b>	<b>.500</b>	<b>12</b>	<b>15</b>	<b>0</b>	<b>.444</b>	<b>3-7</b>	<b>L1</b>
UTSA	3	3	0	.500	14	13	0	.519	5-5	L1
UTEP	1	5	0	.167	11	18	0	.379	2-8	W1
Southern Miss	1	5	0	.167	11	20	0	.355	2-8	L3
<b>East</b>										
FAU	5	1	0	.833	17	15	0	.531	6-4	W2
Marshall	4	1	1	.750	13	14	1	.482	5-4-1	W1
Middle Tennessee	3	3	0	.500	20	9	0	.690	7-3	W1
WKU	3	3	0	.500	18	11	0	.621	5-5	L1
Charlotte	3	3	0	.500	9	16	0	.360	3-7	L2
FIU	2	4	0	.333	15	18	0	.455	3-7	W1

### Team Leaders

BA ..... .366, Katie Clark  
 Slugging ..... .628, Sam Rea  
 OBP ..... .409, Rhylic Makawe  
 Runs..... 17, Katie Clark  
 Hits ..... 30, Katie Clark  
 RBI.....24, Lacy Gregory  
 Doubles ..... 6, Lacy Gregory/Lindsay Gregory  
 Triples.....1, four tied  
 Home Runs.....8, Hanna Rebar  
 Walks..... 10, Lacy Gregory  
 Stolen Bases ..... 9, Katie Clark  
 ERA ..... 3.01, Hope Trautwein  
 IP..... 88.1, Maria Priest  
 K..... 77, Hope Trautwein  
 Wins ..... 6, Maria Priest/Hope Trautwein  
 Saves ..... 1, Maria Priest  
 Fielding ..... 1.000, Maria Priest

### Conference Leaders

BA ..... .443, Summer Burgess (Middle Tennessee)  
 Slugging ..... 1.000, Shelby Nunn (WKU)  
 OBP ..... .509, Summer Burgess (Middle Tennessee)  
 Runs..... 28, Emily Lochten (FAU)  
 Hits ..... 44, Destini England (UAB)  
 RBI..... 29, Bailee Baldwin (UTSA)  
 Doubles .....12, Taylor McCord (Marshall)/Jordan Thomas (WKU)  
 Triples..... 4, Natalie Erwin (UAB)  
 Home Runs..... 12, Bailee Baldwin (UTSA)  
 Walks.....25, Jordan Thomas (WKU)  
 Stolen Bases ..... 30, Madisyn Palmer (FAU)  
 ERA .....0.00, Sarah Pinkston (Middle Tennessee)  
 IP.....108, Shannon Saile (FIU)  
 K.....159, Shannon Saile (FIU)  
 Wins ..... 12, Shelby Nunn (WKU)  
 Saves .....3, Julia Wright (UTEP)  
 Fielding ..... 1.000, three tied



# GAME SUMMARY

Date	Opponent	ab	r	h	rbi	2b	3b	hr	tb	bb	ibb	sb	cs	hbp	sac	sf	gdp	k	po	a	e	lob	avg
Feb 08	at UL Monroe	32	10	12	10	3	0	3	24	2	0	1	0	0	1	0	0	3	18	6	6	4	.375
Feb 08	vs Central Arkansas	28	4	7	3	2	0	0	9	3	0	1	2	0	0	0	0	3	19	7	2	6	.317
Feb 09	vs UT Martin	21	5	6	5	0	0	2	12	2	0	0	0	0	3	0	0	5	21	8	2	3	.309
Feb 16	vs Bowling Green	31	2	5	2	0	0	0	5	3	0	0	0	1	2	0	0	7	27	11	1	10	.268
Feb 16	vs Rhode Island	29	7	8	6	1	0	2	15	3	0	1	0	0	2	1	0	6	21	2	1	7	.270
Feb 17	vs Mount St. Mary's	25	6	5	6	0	0	0	5	7	0	3	0	1	1	0	0	4	21	13	0	10	.259
Feb 18	at Elon	22	1	2	1	0	0	1	5	2	0	1	0	1	1	0	0	3	18	3	0	4	.239
Feb 24	PRAIRIEVIEWA&M	25	7	9	6	1	0	3	19	3	0	4	1	0	1	0	0	0	21	12	1	4	.254
Feb 24	GRAMBLING	22	3	5	3	1	0	1	9	1	0	2	0	0	2	0	0	1	21	0	0	4	.251
Feb 25	GRAMBLING	26	14	12	14	1	2	2	23	2	0	4	0	1	0	1	0	2	15	10	1	4	.272
Feb 25	PRAIRIEVIEWA&M	23	3	9	3	1	2	1	17	3	0	1	1	0	3	1	0	1	21	8	0	8	.282
Mar 02	UNIVERSITYOFTULS	28	3	3	2	0	0	2	9	1	0	2	0	0	0	0	0	11	24	7	1	3	.266
Mar 03	UTARLINGTON	22	0	6	0	1	0	0	7	1	0	0	0	0	1	0	0	3	18	6	1	6	.266
Mar 03	NICHOLLS	24	1	4	1	1	0	1	8	0	0	0	0	1	1	0	0	4	21	11	0	4	.260
Mar 04	NICHOLLS	31	7	9	6	2	0	2	17	5	0	2	0	0	0	0	0	6	21	8	0	8	.262
Mar 04	UTARLINGTON	32	9	14	9	2	0	3	25	2	0	0	0	2	3	0	0	2	24	11	4	9	.276
*Mar 10	CHARLOTTE	21	1	4	1	0	0	0	4	6	0	0	0	0	1	1	0	8	21	6	1	10	.271
*Mar 10	CHARLOTTE	30	4	9	4	2	0	0	11	0	0	1	0	0	0	0	1	3	21	8	2	5	.273
*Mar 11	CHARLOTTE	25	0	5	0	2	0	0	7	2	0	0	0	0	1	0	0	4	21	8	0	7	.270
Mar 13	PACIFIC	30	4	13	4	0	0	0	13	4	0	4	1	0	1	1	0	6	21	13	1	11	.279
Mar 13	UCONN	23	1	3	1	0	0	1	6	1	0	0	0	0	1	0	0	5	21	6	1	3	.273
Mar 14	IOWA STATE	25	3	6	3	1	0	1	10	1	0	0	0	0	3	0	0	7	21	5	0	5	.271
Mar 14	IOWA STATE	28	9	12	9	1	0	3	22	2	0	2	0	0	3	0	0	3	21	14	5	6	.279
*Mar 17	at UTSA	30	4	8	4	3	0	2	17	2	0	0	0	0	0	0	0	5	21	3	0	7	.278
*Mar 17	at UTSA	27	6	8	5	0	0	2	14	1	0	0	0	0	1	1	0	3	18	5	1	3	.279
*Mar 18	at UTSA	25	2	5	2	0	0	1	8	4	0	1	0	0	1	0	0	4	21	4	2	7	.276
Mar 20	at Baylor	23	0	2	0	0	0	0	2	0	0	0	1	1	0	0	0	10	18	5	1	3	.270
Totals		708	116	191	110	25	4	33	323	63	0	30	6	8	33	6	1	119	556	200	34	161	.270

Date	Opponent	ip	h	r	er	bb	so	2b	3b	hr	wp	bk	hbp	dp	ibb	score	w-l	sv	era
Feb 08	at UL Monroe	6.0	12	12	6	6	1	3	0	0	1	0	0	0	0	10-12	0-1	0	7.00
Feb 08	vs Central Arkansas	6.1	9	5	3	1	6	2	1	0	0	0	1	1	0	4-5	0-2	0	5.11
Feb 09	vs UT Martin	7.0	7	2	2	2	5	1	0	1	0	0	0	0	0	5-2	1-2	1	3.98
Feb 16	vs Bowling Green	9.0	7	3	1	0	10	3	0	0	0	0	0	0	0	2-3	1-3	1	2.96
Feb 16	vs Rhode Island	7.0	7	5	4	7	9	2	0	0	1	0	1	0	0	7-5	2-3	1	3.17
Feb 17	vs Mount St. Mary's	7.0	7	2	2	2	3	1	1	0	0	0	2	1	0	6-2	3-3	1	2.98
Feb 18	at Elon	6.0	10	6	6	2	4	2	1	0	1	0	3	0	0	1-6	3-4	1	3.48
Feb 24	PRAIRIEVIEWA&M	7.0	4	0	0	0	6	1	0	0	0	0	0	0	0	7-0	4-4	1	3.04
Feb 24	GRAMBLING	7.0	2	1	1	1	13	0	0	1	0	0	0	0	0	3-1	5-4	1	2.81
Feb 25	GRAMBLING	5.0	8	3	2	1	3	0	0	1	1	0	1	0	0	14-3	6-4	1	2.81
Feb 25	PRAIRIEVIEWA&M	7.0	3	2	2	5	5	1	0	1	0	0	1	1	0	3-2	7-4	1	2.73
Mar 02	UNIVERSITYOFTULS	8.0	7	4	2	1	6	4	0	0	2	0	0	0	0	3-4	7-5	1	2.64
Mar 03	UTARLINGTON	6.0	14	10	8	1	5	1	1	1	2	0	1	1	0	0-10	7-6	1	3.09
Mar 03	NICHOLLS	7.0	10	6	6	0	2	4	0	1	0	0	0	0	0	1-6	7-7	1	3.30
Mar 04	NICHOLLS	7.0	12	10	10	4	6	3	0	2	1	0	1	0	0	7-10	7-8	1	3.76
Mar 04	UTARLINGTON	8.0	10	8	4	1	2	1	0	1	0	0	1	1	0	9-8	8-8	1	3.74
*Mar 10	CHARLOTTE	7.0	6	0	0	1	5	2	0	0	0	0	0	0	0	1-0	9-8	1	3.52
*Mar 10	CHARLOTTE	7.0	10	7	6	3	3	4	0	2	1	0	1	0	1	4-7	9-9	1	3.66
*Mar 11	CHARLOTTE	7.0	11	4	4	5	2	1	0	0	0	0	0	0	0	0-4	9-10	1	3.68
Mar 13	PACIFIC	7.0	14	10	10	4	4	1	0	2	0	0	0	0	0	4-10	9-11	1	4.00
Mar 13	UCONN	7.0	7	2	2	2	5	0	0	0	0	0	0	0	0	1-2	9-12	1	3.90
Mar 14	IOWA STATE	7.0	12	7	6	2	3	3	1	1	1	0	1	0	0	3-7	9-13	1	4.00
Mar 14	IOWA STATE	7.0	8	6	4	3	1	3	0	0	1	0	1	0	0	9-6	10-13	1	4.00
*Mar 17	at UTSA	7.0	7	2	2	0	5	3	0	0	1	0	1	0	0	4-2	11-13	1	3.91
*Mar 17	at UTSA	6.0	11	9	8	1	2	3	0	3	0	0	1	0	0	6-9	11-14	1	4.10
*Mar 18	at UTSA	7.0	3	1	0	5	5	0	0	0	0	0	0	0	0	2-1	12-14	1	3.94
Mar 20	at Baylor	6.0	7	2	0	3	2	1	0	0	0	0	0	0	1	0-2	12-15	1	3.81
Totals		185.1	225	129	101	63	123	50	5	17	13	0	17	5	2	116-129	12-15	1	3.81

**BROADCAST BIOS**



**00**  
**CAMILLE GRAHMANN**  
**GRAH-MIN**  
**SO • Outfield • 5-2**  
**Hallettsville, Texas**  
**Hallettsville HS**

**CAREER GAME HIGHS**  
 Runs, 3, at Texas Tech (3/5/17)  
 Hits: 3, at Texas Tech (3/5/17)  
 HR: 0  
 RBI: 2 at LA Tech (4/30/17)  
 TB: 4, last at LA Tech (4/30/17)

**2018 SEASON GAME HIGHS**  
 Runs, 1, last at UTSA (3/17/18)  
 Hits: 2, vs. Prairie View (2/25/18)  
 HR: 0  
 RBI: 0  
 TB: 2, vs. Prairie View (2/25/18)



**2**  
**LINDSAY GREGORY**  
**SO • Infield • 5-5**  
**Kingwood, Texas**  
**Kingwood HS**

**CAREER GAME HIGHS**  
 Runs: 2, last vs. Iowa State (3/14/18)  
 Hits: 4, vs. Southern Miss (4/9/17)  
 HR: 2, at Texas Tech (3/4/17)  
 RBI: 3, last vs. Grambling (2/25/18)  
 TB: 9, at Texas Tech (3/4/17)

**2018 SEASON GAME HIGHS**  
 Runs: 2, last vs. Iowa State (3/14/18)  
 Hits: 2, last vs. Charlotte (3/10/18)  
 HR: 0  
 RBI: 3, vs Grambling (2/25/18)  
 TB: 4, vs. Nicholls (3/4/18)



**3**  
**HARLEY PERELLA**  
**PUH-REL-LA**  
**JR • Infield • 5-5**  
**Frisco, Texas**  
**Heritage HS**

**CAREER GAME HIGHS**  
 Runs: 3, last vs. Wichita State (3/4/17)  
 Hits: 4 vs. Georgia Tech (4/10/16)  
 HR: 1, last vs. Nicholls (3/4/18)  
 RBI: 4, last vs. UTEP (3/11/17)  
 TB: 6, last vs. UMBC (2/25/17)

**2018 SEASON GAME HIGHS**  
 Runs: 2, last vs. Grambling (2/25/18)  
 Hits: 2, last vs. Nicholls (3/4/18)  
 HR: 1, last vs. Nicholls (3/4/18)  
 RBI: 2, vs. Mount St. Mary's (2/17/18)  
 TB: 5, vs. Nicholls (3/4/18)



**4**  
**KATIE CLARK**  
**SO • Outfield • 5-3**  
**Katy, Texas**  
**Stephen F. Austin**

**CAREER GAME HIGHS**  
 Runs: 2, last at UTSA (3/17/18)  
 Hits: 3, last vs. Pacific (3/13/18)  
 HR: 2, at UTSA (3/17/18)  
 RBI: 2, last at UTSA (3/17/18)  
 TB: 8, at UTSA (3/17/18)

**2018 SEASON GAME HIGHS**  
 Runs: 2, last at UTSA (3/17/18)  
 Hits: 3, last vs. Pacific (3/13/18)  
 HR: 2, at UTSA (3/17/18)  
 RBI: 2, last at UTSA (3/17/18)  
 TB: 8, at UTSA (3/17/18)



**5**  
**SALLY GASTELO**  
**JR • Outfield • 5-5**  
**Yuma, Ariz.**  
**Arizona Western**

**CAREER GAME HIGHS\***  
 Runs: 4, at Eastern Arizona (4/29/17)  
 Hits: 4, last at Eastern Arizona (4/29/17)  
 HR: 2, vs. UT Arlington (3/4/18)  
 RBI: 7, at Chandler-Gilbert (3/21/17)  
 TB: 8, vs. UT Arlington (3/4/18)

**2018 SEASON GAME HIGHS**  
 Runs: 2, vs. UT Arlington (3/4/18)  
 Hits: 2, vs. UT Arlington (3/4/18)  
 HR: 2, vs. UT Arlington (3/4/18)  
 RBI: 4, vs. UT Arlington (3/4/18)  
 TB: 8, vs. UT Arlington (3/4/18)

\* - some statistics from junior college



**6**  
**LACY GREGORY**  
**SO • Infield • 5-5**  
**Kingwood, Texas**  
**Kingwood HS**

**CAREER GAME HIGHS**  
 Runs: 3, vs. Grambling (2/25/18)  
 Hits: 4, at ULM (2/8/18)  
 HR: 2, at ULM (2/8/18)  
 RBI: 8, at ULM (2/8/18)  
 TB: 11, at ULM (2/8/18)

**2018 SEASON GAME HIGHS**  
 Runs: 3, vs. Grambling (2/25/18)  
 Hits: 4, at ULM (2/8/18)  
 HR: 2, at ULM (2/8/18)  
 RBI: 8, at ULM (2/8/18)  
 TB: 11, at ULM (2/8/18)





**7**  
**HOPE TRAUTWEIN**  
**TROUT-WINE**  
**FR • Pitcher • 5-11**  
**Pflugerville, Texas**  
**Hendrickson HS**


**CAREER GAME HIGHS**  
 IP: 7.0, last at UTSA (3/18/18)  
 K: 13, vs. Grambling (2/24/18)


**2018 SEASON GAME HIGHS**  
 IP: 7.0, last at UTSA (3/18/18)  
 K: 13, vs. Grambling (2/24/18)


**BROADCAST BIOS**


	<p><b>8</b></p> <p><b><u>HANNA REBAR</u></b>  <b>SO • Outfield • 5-8</b>  <b>San Antonio, Texas</b>  <b>Stephen F. Austin</b></p>	<p><b>CAREER GAME HIGHS</b>  Runs: 1, last vs. Iowa State (3/14/18)  Hits: 3, last vs. Iowa State (3/14/18)  HR: 1, last vs. Iowa State (3/14/18)  RBI: 4, vs. Nicholls (3/4/18)  TB: 6, vs. Iowa State (3/14/18)</p>	<p><b>2018 SEASON GAME HIGHS</b>  Runs: 1, last at UTSA (3/17/18)  Hits: 3, last vs. Iowa State (3/14/18)  HR: 1, last vs. Iowa State (3/14/18)  RBI: 4, vs. Nicholls (3/4/18)  TB: 6, vs. Iowa State (3/14/18)</p>
--	---	---	---


	<p><b>9</b></p> <p><b><u>MIRANDA HOLGUIN</u></b>  <b>OL-GEEN</b>  <b>FR • Utility • 5-0</b>  <b>Cibolo, Texas</b>  <b>Steele HS</b></p>	<p><b>CAREER GAME HIGHS</b>  Runs: N/A  Hits: N/A  HR: N/A  RBI: N/A  TB: N/A</p>	<p><b>2018 SEASON GAME HIGHS</b>  Runs: N/A  Hits: N/A  HR: N/A  RBI: N/A  TB: N/A</p>
--	---	---	--

	<p><b>10</b></p> <p><b><u>LAUREN CRAINE</u></b>  <b>JR • Pitcher • 5-7</b>  <b>Aledo, Texas</b>  <b>Aledo HS</b></p>	<p><b>CAREER GAME HIGHS</b>  IP: 7, last vs. UTSA (3/25/17)  K: 6, vs. Appalachian State (2/25/17)</p>	<p><b>2017 SEASON GAME HIGHS</b>  IP: 7, last vs. UTSA (3/25/17)  K: 6, vs. Appalachian State (2/25/17)</p>
--	--	--	---

	<p><b>11</b></p> <p><b><u>NICOLE OCHOTNICKI</u></b>  <b>OHCH-OTT-NICKI</b>  <b>SO • Catcher • 5-8</b>  <b>Cedar Park, Texas</b>  <b>Vista Ridge HS</b></p>	<p><b>CAREER GAME HIGHS</b>  Runs: 2, vs. Iowa State (3/14/18)  Hits: 3, last vs. Iowa State (3/14/18)  HR: 1, last vs. Grambling (2/25/18)  RBI: 2, last vs. Grambling (2/25/18)  TB: 5, vs. Rhode Island (2/16/18)</p>	<p><b>2018 SEASON GAME HIGHS</b>  Runs: 2, vs. Iowa State (3/14/18)  Hits: 3, last vs. Iowa State (3/14/18)  HR: 1, last vs. Grambling (2/25/18)  RBI: 2, last vs. Grambling (2/25/18)  TB: 5, vs. Rhode Island (2/16/18)</p>
---	--	--	---

	<p><b>12</b></p> <p><b><u>ALLY LINDSEY</u></b>  <b>FR • Pitcher • 5-9</b>  <b>Flower Mound, Texas</b>  <b>Marcus HS</b></p>	<p><b>CAREER GAME HIGHS</b>  IP: 4.0, vs. Prairie View (2/25/18)  K: 3, vs. Pacific (3/13/18)</p>	<p><b>2018 SEASON GAME HIGHS</b>  IP: 4.0, vs. Prairie View (2/25/18)  K: 3, vs. Pacific (3/13/18)</p>
--	---	---	--

	<p><b>14</b></p> <p><b><u>HANNAH GERECKE</u></b>  <b>GER-KEY</b>  <b>JR • Outfield • 5-7</b>  <b>La Grange, Texas</b>  <b>La Grange HS</b></p>	<p><b>CAREER GAME HIGHS</b>  Runs: 2, vs. Wichita State (3/4/17)  Hits: 3 vs. FIU (4/3/16)  HR: 1, last vs. Prairie View (2/25/18)  RBI: 2, vs. Southern Miss (4/9/17)  TB: 6, at Texas Tech (3/5/17)</p>	<p><b>2018 SEASON GAME HIGHS</b>  Runs: 1, last vs. Tulsa (3/2/18)  Hits: 2, vs. Prairie View (2/25/18)  HR: 1, vs. Prairie View (2/25/18)  RBI: 1, last vs. Prairie View (2/25/18)  TB: 5, vs. Prairie View (2/25/18)</p>
--	--	---	--

	<p><b>15</b></p> <p><b><u>KOURTNEY WILLIAMS</u></b>  <b>FR • Utility • 5-2</b>  <b>Keller, Texas</b>  <b>Keller HS</b></p>	<p><b>CAREER GAME HIGHS</b>  Runs: 2, vs. UT Martin (2/9/18)  Hits: 2, vs. Prairie View (2/24/18)  HR: 1, vs. Prairie View (2/24/18)  RBI: 1, last vs. Grambling (2/25/18)  TB: 5, vs. Prairie View (2/24/18)</p>	<p><b>2018 SEASON GAME HIGHS</b>  Runs: 2, vs. UT Martin (2/9/18)  Hits: 2, vs. Prairie View (2/24/18)  HR: 1, vs. Prairie View (2/24/18)  RBI: 1, last vs. Grambling (2/25/18)  TB: 5, vs. Prairie View (2/24/18)</p>
--	--	---	--

**BROADCAST BIOS**



**16**

**GRACE BLAGG**  
**SR • Outfield • 5-3**  
**Denton, Texas**  
**NCTC**

**CAREER GAME HIGHS**  
 Runs: 1, last vs. Charlotte (5/10/17)  
 Hits: 0  
 HR: 0  
 RBI: 0  
 TB: 0

**2018 SEASON GAME HIGHS**  
 Runs: 0  
 Hits: 0  
 HR: 0  
 RBI: 0  
 TB: 0



**17**

**BRIANA VALDEZ**  
**FR • Infield • 5-4**  
**El Paso, Texas**  
**Eastlake HS**

**CAREER GAME HIGHS**  
 Runs: 2, vs. Rhode Island (2/16/18)  
 Hits: 1, last at UTSA (3/17/18)  
 HR: N/A  
 RBI: N/A  
 TB: 1, last at UTSA (3/17/18)

**2018 SEASON GAME HIGHS**  
 Runs: 2, vs. Rhode Island (2/16/18)  
 Hits: 1, last at UTSA (3/17/18)  
 HR: N/A  
 RBI: N/A  
 TB: 1, last at UTSA (3/17/18)



**18**

**SAM REA**  
**RAY**  
**JR • First Base • 5-6**  
**Scottsdale, Ariz.**  
**Phoenix College**

**CAREER GAME HIGHS\***  
 Runs: 4, vs. Central Arizona (2/23/16)  
 Hits: 3, last vs. Chandler-Gilbert (4/23/17)  
 HR: 2, at UTSA (3/17/18)  
 RBI: 5, at Paradise Valley CC (3/18/17)  
 TB: 8, last at UTSA (3/17/18)

**2018 SEASON GAME HIGHS**  
 Runs: 2, at UTSA (3/17/18)  
 Hits: 2, last at UTSA (3/17/18)  
 HR: 2, at UTSA (3/17/18)  
 RBI: 3, at UTSA (3/17/18)  
 TB: 8, at UTSA (3/17/18)

\* - some statistics from junior college



**20**

**MARIA PRIEST**  
**FR • Infield/Pitcher • 5-9**  
**Stonewall, Okla.**  
**Latta HS**

**CAREER GAME HIGHS**  
 IP: 8.0, vs. UT Arlington (3/4/18)  
 K: 6, vs. Prairie View (2/24/18)

**2018 SEASON GAME HIGHS**  
 IP: 8.0, vs. UT Arlington (3/4/18)  
 K: 6, vs. Prairie View (2/24/18)



**21**

**RHYLLIE MAKAWA**  
**MA-KA-WEE**  
**JR • Infield • 5-5.5**  
**Aledo, Texas**  
**Aledo HS**

**CAREER GAME HIGHS**  
 Runs: 2, last vs. UT Arlington (3/4/18)  
 Hits: 3, at Texas Tech (3/5/17)  
 HR: 1, last vs. Iowa State (3/14/18)  
 RBI: 3, vs. Houston Baptist (3/6/16)  
 TB: 6, (two times)

**2018 SEASON GAME HIGHS**  
 Runs: 2, last vs. UT Arlington (3/4/18)  
 Hits: 2, last at UTSA (3/17/18)  
 HR: 1, last vs. Iowa State (3/14/18)  
 RBI: 2, vs. Charlotte (3/10/18)  
 TB: 4, vs. Iowa State (3/14/18)

# Player Profiles



**Grace  
Blagg**

**Outfield**

Sr. ▶ 5-3 ▶ L/R  
Denton, TX ▶ (NCTC)

- Appeared in 14 games this season as a pinch runner or pinch hitter
- Earned a spot as a walk-on in 2016
- Only returning senior on the team

Date	Opponent	Pos	AB	R	H	RBI	2B	3B	HR	BB	SB	CS	HBP	SAC	SF	GDP	K	PO	A	E	Avg	
Feb 08	at UL Monroe	pr	0	0	0	0	0	0	0	0	0	0	0	0	0	0	0	0	0	0	0	.000
Feb 09	vs UT Martin	pr	0	0	0	0	0	0	0	0	0	0	0	0	0	0	0	0	0	0	0	.000
Feb 16	vs Bowling Green	pr	0	0	0	0	0	0	0	0	0	0	0	0	0	0	0	0	0	0	0	.000
Feb 16	vs Rhode Island	pr	0	0	0	0	0	0	0	0	0	0	0	0	0	0	0	0	0	0	0	.000
Feb 17	vs Mount St. Mary's	ph/of	0	0	0	0	0	0	0	1	0	0	0	0	0	0	0	1	0	0	0	.000
Feb 18	at Elon	ph	1	0	0	0	0	0	0	0	0	0	0	0	0	0	0	0	0	0	0	.000
Feb 24	PRAIRIE VIEW A&M	of	1	0	0	0	0	0	0	0	0	0	0	0	0	0	0	0	0	0	0	.000
Feb 25	GRAMBLING	ph	1	0	0	0	0	0	0	0	0	0	0	0	0	0	0	0	0	0	0	.000
Feb 25	PRAIRIE VIEW A&M	c	0	0	0	0	0	0	0	0	0	0	0	0	0	0	0	0	0	0	0	.000
Mar 03	UT ARLINGTON	ph	1	0	0	0	0	0	0	0	0	0	0	0	0	0	0	0	0	0	0	.000
Mar 04	NICHOLLS	pr	0	0	0	0	0	0	0	0	0	0	0	0	0	0	0	0	0	0	0	.000
Mar 10	CHARLOTTE-2	of	0	0	0	0	0	0	0	0	0	0	0	0	0	0	0	0	0	0	0	.000
Mar 13	PACIFIC	pr	0	0	0	0	0	0	0	0	0	0	0	0	0	0	0	0	0	0	0	.000
Mar 14	IOWA STATE-1	of	0	0	0	0	0	0	0	0	0	0	0	0	0	0	0	0	0	0	0	.000
Totals		Ogs	4	0	0	0	0	0	0	1	0	0	0	0	0	0	0	1	0	0	0	.000

On base pct. .200 • Slugging pct. .000

Year	avg	gp-gs	ab	r	h	2b	3b	hr	rbi	tb	slg%	bb	hbp	so	gdp	ob%	sf	sh	sb-atl	po	a	e	fld%
2017	.000	24-2	12	5	0	0	0	0	0	0	.000	0	0	7	0	.000	0	0	1-3	3	0	0	1.000
2018	.000	14-0	4	0	0	0	0	0	0	0	.000	1	0	0	0	.200	0	0	0-0	1	0	0	1.000
TOTAL	.000	38-2	16	5	0	0	0	0	0	0	.000	1	0	7	0	.059	0	0	1-3	4	0	0	1.000

# Player Profiles



**Katie  
Clark**

**Outfield**

So. ▶ 5-3 ▶ L/L  
Katy, TX ▶ (Stephen F. Austin)

- Leads the team in BA (.366), runs (17), hits (30) and stolen bases (9)
- Recorded her first multi-home run game against UTSA on March 17
- Has had at least one hit in 20 of her 24 games

Date	Opponent	Pos	AB	R	H	RBI	2B	3B	HR	BB	SB	CS	HBP	SAC	SF	GDP	K	PO	A	E	Avg	
Feb 16	vs Bowling Green	ph	1	0	1	0	0	0	0	0	0	0	0	0	0	0	0	0	0	0	0	1.000
Feb 16	vs Rhode Island	*of	3	1	1	0	0	0	0	0	1	0	0	1	0	0	0	1	0	0	0	.500
Feb 17	vs Mount St. Mary's	*of	4	1	1	1	0	0	0	2	0	0	0	0	0	0	2	0	0	0	0	.375
Feb 18	at Elon	*of	3	1	1	1	0	0	1	0	0	0	0	0	0	0	1	0	0	0	0	.364
Feb 24	PRAIRIE VIEW A&M	*of	4	1	3	0	0	0	0	0	2	0	0	0	0	0	0	1	0	0	0	.467
Feb 24	GRAMBLING	*of	3	0	0	0	0	0	0	0	0	0	0	0	0	0	0	1	0	0	0	.389
Feb 25	GRAMBLING	*of	3	2	3	2	0	0	0	0	1	0	0	0	1	0	0	0	0	0	0	.476
Feb 25	PRAIRIE VIEW A&M	*of	4	1	2	0	0	1	0	0	0	0	0	0	0	0	0	0	0	0	0	.480
Mar 02	UNIVERSITY OF TULS	*of	4	1	2	1	0	0	1	0	0	0	0	0	0	0	0	2	0	0	0	.483
Mar 03	UT ARLINGTON	*of	3	0	1	0	0	0	0	0	0	0	0	0	0	0	1	0	0	0	0	.469
Mar 03	NICHOLLS	*of	3	0	1	0	0	0	0	0	0	0	0	0	0	0	0	1	0	0	0	.457
Mar 04	NICHOLLS	*of	4	2	2	0	0	0	0	0	1	0	0	0	0	0	0	1	0	0	0	.462
Mar 04	UT ARLINGTON	*of	4	1	2	1	0	0	0	0	0	0	0	1	0	0	0	2	0	0	0	.465
Mar 10	CHARLOTTE-1	*of	3	0	0	1	0	0	0	0	0	0	0	0	1	0	0	3	0	0	0	.435
Mar 10	CHARLOTTE-2	*of	4	0	1	0	0	0	0	0	1	0	0	0	0	0	1	1	0	0	0	.420
Mar 11	CHARLOTTE	*of	4	0	1	0	1	0	0	0	0	0	0	0	0	0	0	0	0	0	0	.407
Mar 13	PACIFIC	*of	4	2	3	0	0	0	0	0	0	1	0	0	0	0	0	1	0	0	0	.431
Mar 13	UCONN	*of	3	0	0	0	0	0	0	0	0	0	0	0	0	0	1	0	0	0	0	.410
Mar 14	IOWA STATE-1	*of	4	0	1	0	0	0	0	0	0	0	0	0	0	0	1	4	0	0	0	.400
Mar 14	IOWA STATE-2	*of	4	2	1	0	0	0	0	0	0	0	0	0	0	0	0	1	0	0	0	.391
Mar 17	at UTSA-1	*of	4	2	2	2	0	0	2	0	0	0	0	0	0	0	0	2	0	0	0	.397
Mar 17	at UTSA-2	*of	4	0	0	0	0	0	0	0	0	0	0	0	0	0	0	2	0	0	0	.377
Mar 18	at UTSA	*of	2	0	1	1	0	0	0	2	1	0	0	0	0	0	0	1	0	0	0	.380
Mar 20	at Baylor	*of	3	0	0	0	0	0	0	0	0	0	0	0	0	0	0	1	0	0	0	.366
Totals		23gs	82	17	30	10	1	1	4	2	9	1	0	2	2	0	7	25	0	0	0	.366

On base pct. .372 • Slugging pct. .549

Year	avg	gp-gs	ab	r	h	2b	3b	hr	rbi	tb	slg%	bb	hbp	so	gdp	ob%	sf	sh	sb-att	po	a	e	fld%
2018	.366	24-23	82	17	30	1	1	4	10	45	.549	2	0	7	0	.372	2	2	9-10	25	0	0	1.000
TOTAL	.366	24-23	82	17	30	1	1	4	10	45	.549	2	0	7	0	.372	2	2	9-10	25	0	0	1.000

## Player Profiles



**Lauren  
Craine**

**Pitcher**

Jr. ▶ 5-7 ▶ R/R  
Aledo, TX ▶ (Aledo HS)

- Redshirting in 2018 due to injury
- Team's only returning pitcher
- Career highs in wins (5), IP (81.2) and K (34) in 2017

**CRAINE, Lauren**

Year	avg	gp-gs	ab	r	h	2b	3b	hr	rbi	tb	slg%	bb	hbp	so	gdp	ob%	sf	sh	sb-at	po	a	e	fld%
2016	.000	0-0	0	0	0	0	0	0	0	0	.000	0	0	0	0	.000	0	0	0-0	0	14	0	1.000
2017	.000	0-0	0	0	0	0	0	0	0	0	.000	0	0	0	0	.000	0	0	0-0	3	4	0	1.000
TOTAL	.000	0-0	0	0	0	0	0	0	0	0	.000	0	0	0	0	.000	0	0	0-0	3	18	0	1.000

Year	era	w-l	app	gs	cg	sho	sv	ip	h	r	er	bb	so	2b	3b	hr	bf	bavg	wp	hbp	bk	sfa	sha
2016	6.54	1-6	28	5	0	0/0	1	63.1	99	51	46	16	16	18	2	14	308	.349	2	3	1	2	3
2017	8.16	5-6	27	12	3	2/0	0	81.2	108	80	74	36	34	25	2	16	398	.314	3	8	0	2	8
TOTAL	7.45	6-12	55	17	3	2/0	1	145.0	207	131	120	52	50	43	4	30	706	.330	5	11	1	4	11

# Player Profiles



**Sally  
Gastelo**

**Outfield**

Jr. ▶ 5-5 ▶ R/R  
Yuma, AZ ▶ (Arizona Western)

- Hitting 1-for-14 with five strikeouts in her last eight appearances
- Started in 13 of 27 games for the Mean Green this season
- Played with Sam Rea at Phoenix College her freshman year

Date	Opponent	Pos	AB	R	H	RBI	2B	3B	HR	BB	SB	CS	HBP	SAC	SF	GDP	K	PO	A	E	Avg
Feb 08	at UL Monroe	pr/of	1	1	1	1	1	0	0	0	0	0	0	0	0	0	0	1	0	0	1.000
Feb 08	vs Central Arkansas	*of	4	1	1	0	1	0	0	0	0	0	0	0	0	0	0	1	0	0	.400
Feb 09	vs UT Martin	*of	3	1	1	0	0	0	0	0	0	0	0	0	0	0	0	0	0	1	.375
Feb 16	vs Bowling Green	*of	4	0	1	1	0	0	0	0	0	0	0	0	0	0	1	0	0	0	.333
Feb 16	vs Rhode Island	*dh	4	1	1	2	0	0	1	0	0	0	0	0	0	0	0	0	0	0	.312
Feb 17	vs Mount St. Mary's	*dh	2	1	0	1	0	0	0	0	0	0	1	0	0	0	0	0	0	0	.278
Feb 18	at Elon	ph	1	0	0	0	0	0	0	0	0	0	0	0	0	0	0	0	0	0	.263
Feb 24	PRAIRIE VIEW A&M	*of/dh	3	1	1	1	1	0	0	0	0	0	0	0	0	0	0	0	0	0	.273
Feb 25	GRAMBLING	*of	3	1	1	0	0	0	0	0	2	0	0	0	0	0	1	0	0	0	.280
Feb 25	PRAIRIE VIEW A&M	ph	1	0	0	0	0	0	0	0	0	0	0	0	0	0	0	0	0	0	.269
Mar 02	UNIVERSITY OF TULS	*dh	2	0	0	0	0	0	0	0	0	0	0	0	0	0	2	0	0	0	.250
Mar 03	NICHOLLS	*dh	3	0	0	0	0	0	0	0	0	0	0	0	0	0	1	0	0	0	.226
Mar 04	NICHOLLS	ph	1	0	0	0	0	0	0	0	0	0	0	0	0	0	0	0	0	0	.219
Mar 04	UT ARLINGTON	*dh	3	2	2	4	0	0	2	0	0	0	1	0	0	0	0	0	0	0	.257
Mar 10	CHARLOTTE-1	ph/of	1	0	0	0	0	0	0	0	0	0	0	0	0	0	0	2	0	0	.250
Mar 10	CHARLOTTE-2	*of	2	0	0	0	0	0	0	0	0	0	0	0	0	0	1	0	0	0	.237
Mar 11	CHARLOTTE	ph	1	0	1	0	0	0	0	0	0	0	0	0	0	0	0	0	0	0	.256
Mar 13	PACIFIC	ph/of	2	0	0	0	0	0	0	0	0	0	0	0	0	0	1	0	0	0	.244
Mar 13	UCONN	*of	3	0	0	0	0	0	0	0	0	0	0	0	0	0	0	1	0	1	.227
Mar 14	IOWA STATE-1	ph	1	0	0	0	0	0	0	0	0	0	0	0	0	0	1	0	0	0	.222
Mar 17	at UTSA-2	ph	1	0	0	0	0	0	0	0	0	0	0	0	0	0	0	0	0	0	.217
Mar 18	at UTSA	*of	2	0	0	0	0	0	0	1	0	0	0	0	0	0	1	5	0	0	.208
Mar 20	at Baylor	ph	1	0	0	0	0	0	0	0	0	0	0	0	0	0	1	0	0	0	.204
Totals		13gs	49	9	10	10	3	0	3	1	2	0	1	1	0	0	10	10	0	2	.204

On base pct. .235 • Slugging pct. .449

Year	avg	gp-gs	ab	r	h	2b	3b	hr	rbi	tb	slg%	bb	hbp	so	gdp	ob%	sf	sh	sb-at	po	a	e	fld%
2018	.204	23-13	49	9	10	3	0	3	10	22	.449	1	1	10	0	.235	0	1	2-2	10	0	2	.833
TOTAL	.204	23-13	49	9	10	3	0	3	10	22	.449	1	1	10	0	.235	0	1	2-2	10	0	2	.833



# Player Profiles



**Hannah Gerecke**

**Outfield**

Jr. ▶ 5-7 ▶ R/R  
La Grange, TX ▶ (La Grange HS)

- Started in 14 of 27 games for the Mean Green this season
- Set career highs in starts (46), hits (27), RBI (14) and home runs (three) in 2017

Date	Opponent	Pos	AB	R	H	RBI	2B	3B	HR	BB	SB	CS	HBP	SAC	SF	GDP	K	PO	A	E	Avg
Feb 08	at UL Monroe	*of	3	1	1	0	1	0	0	0	1	0	0	0	0	0	1	0	0	0	.333
Feb 08	vs Central Arkansas	*of	3	0	1	0	0	0	0	0	0	1	0	0	0	0	0	0	0	0	.333
Feb 09	vs UT Martin	*of	2	0	0	0	0	0	0	0	0	0	0	0	0	0	2	1	0	0	.250
Feb 16	vs Bowling Green	pr	0	1	0	0	0	0	0	0	0	0	0	0	0	0	0	0	0	0	.250
Feb 16	vs Rhode Island	*of	2	1	1	0	0	0	0	0	0	0	0	1	0	0	0	2	0	0	.300
Feb 17	vs Mount St. Mary's	ph/of	0	0	0	1	0	0	0	1	0	0	0	0	0	0	0	0	0	0	.300
Feb 18	at Elon	*of	2	0	0	0	0	0	0	0	0	0	0	0	0	0	0	0	0	0	.250
Feb 24	PRAIRIE VIEW A&M	*of	2	0	0	0	0	0	0	0	0	0	0	0	0	0	0	0	0	0	.214
Feb 24	GRAMBLING	pr	0	1	0	0	0	0	0	0	0	0	0	0	0	0	0	0	0	0	.214
Feb 25	PRAIRIE VIEW A&M	*of/of	3	1	2	1	0	0	1	0	0	0	0	0	0	0	0	1	0	0	.294
Mar 02	UNIVERSITY OF TULS	*of	3	1	0	0	0	0	0	0	0	0	0	0	0	0	1	5	0	0	.250
Mar 03	UT ARLINGTON	*of	2	0	0	0	0	0	0	0	0	0	0	0	0	0	0	2	0	0	.227
Mar 04	NICHOLLS	*of	3	0	1	0	0	0	0	0	0	0	0	0	0	0	1	3	0	0	.240
Mar 04	UT ARLINGTON	of	1	0	0	0	0	0	0	0	0	0	0	0	0	0	0	0	0	0	.231
Mar 10	CHARLOTTE-2	of	1	0	1	0	0	0	0	0	0	0	0	0	0	0	0	1	0	0	.259
Mar 11	CHARLOTTE	*of	2	0	0	0	0	0	0	1	0	0	0	0	0	0	2	1	0	0	.241
Mar 13	PACIFIC	ph	1	0	1	0	0	0	0	0	0	0	0	0	0	0	0	0	0	0	.267
Mar 13	UCONN	of	0	0	0	0	0	0	0	0	0	0	0	0	0	0	0	1	0	0	.267
Mar 14	IOWA STATE-1	*of	2	0	0	0	0	0	0	0	0	0	0	0	0	0	1	1	0	0	.250
Mar 14	IOWA STATE-2	of	0	0	0	0	0	0	0	0	0	0	0	0	0	0	0	0	0	0	.250
Mar 17	at UTSA-1	ph/of	2	0	0	0	0	0	0	0	0	0	0	0	0	0	0	3	0	0	.235
Mar 17	at UTSA-2	*of	2	0	0	0	0	0	0	0	0	0	0	0	0	0	0	4	0	0	.222
Mar 20	at Baylor	*of	1	0	0	0	0	0	0	0	0	0	0	0	0	0	0	3	0	0	.216
Totals		14gs	37	6	8	2	1	0	1	2	1	1	0	1	0	0	8	28	0	0	.216

On base pct. .256 • Slugging pct. .324

Year	avg	gp-gs	ab	r	h	2b	3b	hr	rbi	tb	slg%	bb	hbp	so	gdp	ob%	sf	sh	sb-att	po	a	e	fld%
2016	.227	35-16	44	6	10	3	0	0	1	13	.295	7	0	9	0	.333	0	4	3-4	26	3	2	.935
2017	.223	51-46	121	14	27	4	0	3	14	40	.331	14	2	29	0	.312	1	2	6-6	68	1	0	1.000
2018	.216	23-14	37	6	8	1	0	1	2	12	.324	2	0	8	0	.256	0	1	1-2	28	0	0	1.000
TOTAL	.223	109-76	202	26	45	8	0	4	17	65	.322	23	2	46	0	.307	1	7	10-12	122	4	2	.984

# Player Profiles



**Camille  
Grahmann**

**Outfield**

So. ▶ 5-2 ▶ L/R  
Hallettsville, TX ▶ (Hallettsville HS)

- Started in 14 of 27 games for the Mean Green this season
- Third on the team in sac bunts (4) and fourth in walks (7)
- Drew a career-high three walks against Nicholls on March 4

Date	Opponent	Pos	AB	R	H	RBI	2B	3B	HR	BB	SB	CS	HBP	SAC	SF	GDP	K	PO	A	E	Avg
Feb 08	at UL Monroe	*of	1	1	0	0	0	0	0	1	0	0	0	1	0	0	1	2	0	0	.000
Feb 08	vs Central Arkansas	*dh	3	1	0	0	0	0	0	1	0	1	0	0	0	0	0	0	0	0	.000
Feb 16	vs Bowling Green	*of	3	0	0	0	0	0	0	0	0	0	0	1	0	0	1	1	0	0	.000
Feb 17	vs Mount St. Mary's	*of	3	0	0	0	0	0	0	0	0	0	0	0	0	0	1	0	0	0	.000
Feb 24	PRAIRIE VIEW A&M	pr/of	1	0	0	0	0	0	0	0	0	0	0	0	0	0	0	0	0	0	.000
Feb 24	GRAMBLING	*of	3	0	0	0	0	0	0	0	0	0	0	0	0	0	1	0	0	0	.000
Feb 25	PRAIRIE VIEW A&M	*of/dh	3	0	2	0	0	0	0	0	1	1	0	0	0	0	0	1	0	0	.118
Mar 03	UT ARLINGTON	*dh	2	0	1	0	0	0	0	0	0	0	0	0	0	0	0	0	0	0	.158
Mar 03	NICHOLLS	*of	3	0	0	0	0	0	0	0	0	0	0	0	0	0	1	0	0	0	.136
Mar 04	NICHOLLS	*dh	0	1	0	0	0	0	0	3	1	0	0	0	0	0	0	0	0	0	.136
Mar 04	UT ARLINGTON	*of	2	1	1	0	0	0	0	0	0	0	0	1	0	0	0	4	0	0	.167
Mar 10	CHARLOTTE-1	*of	1	0	0	0	0	0	0	1	0	0	0	0	0	0	1	2	0	0	.160
Mar 11	CHARLOTTE	pr	0	0	0	0	0	0	0	0	0	0	0	0	0	0	0	0	0	0	.160
Mar 13	PACIFIC	*of	1	1	0	0	0	0	0	1	1	0	0	0	0	0	1	0	0	0	.154
Mar 14	IOWA STATE-1	pr	0	0	0	0	0	0	0	0	0	0	0	0	0	0	0	0	0	0	.154
Mar 14	IOWA STATE-2	*of	2	0	0	0	0	0	0	0	0	0	0	1	0	0	0	1	0	1	.143
Mar 17	at UTSA-1	*of	1	0	0	0	0	0	0	0	0	0	0	0	0	0	1	1	0	0	.138
Mar 17	at UTSA-2	pr	0	1	0	0	0	0	0	0	0	0	0	0	0	0	0	0	0	0	.138
Mar 18	at UTSA	pr	0	0	0	0	0	0	0	0	0	0	0	0	0	0	0	0	0	0	.138
Mar 20	at Baylor	ph	1	0	0	0	0	0	0	0	0	0	0	0	0	0	1	0	0	0	.133
Totals		14gs	30	6	4	0	0	0	0	7	3	2	0	4	0	0	9	12	0	1	.133

On base pct. .297 • Slugging pct. .133

Year	avg	qp-qs	ab	r	h	2b	3b	hr	rbi	tb	slg%	bb	hbp	so	qdp	ob%	sf	sh	sb-att	po	a	e	fld%
2017	.240	47-31	100	16	24	0	2	0	3	28	.280	6	2	23	1	.296	0	0	10-12	19	0	0	1.000
2018	.133	20-14	30	6	4	0	0	0	0	4	.133	7	0	9	0	.297	0	4	3-5	12	0	1	.923
TOTAL	.215	67-45	130	22	28	0	2	0	3	32	.246	13	2	32	1	.297	0	4	13-17	31	0	1	.969

# Player Profiles



**Lacy  
Gregory**

**Infield**

So. ▶ 5-5 ▶ R/R  
Kingwood, TX ▶ (Kingwood HS)

- Leads the team in RBI (24), doubles (6) and walks (10)
- Snapped a nine-game hitting streak against Baylor on March 20
- Preseason All-Conference USA selection

Date	Opponent	Pos	AB	R	H	RBI	2B	3B	HR	BB	SB	CS	HBP	SAC	SF	GDP	K	PO	A	E	Avg
Feb 08	at UL Monroe	*2b	4	2	4	8	1	0	2	0	0	0	0	0	0	0	0	2	0	0	1.000
Feb 08	vs Central Arkansas	*2b	3	0	1	2	1	0	0	1	0	0	0	0	0	0	0	1	1	0	.714
Feb 09	vs UT Martin	*dh	3	0	2	2	0	0	0	0	0	0	0	0	0	0	0	0	0	0	.700
Feb 16	vs Bowling Green	*2b	3	0	0	0	0	0	0	1	0	0	0	0	0	0	0	4	0	0	.538
Feb 16	vs Rhode Island	*2b	3	1	1	2	0	0	0	1	0	0	0	0	0	0	0	1	0	0	.500
Feb 17	vs Mount St. Mary's	*2b	3	0	0	0	0	0	0	1	0	0	0	0	0	0	0	1	3	0	.421
Feb 18	at Elon	*2b	3	0	0	0	0	0	0	0	0	0	0	0	0	0	0	2	0	0	.364
Feb 24	PRAIRIE VIEW A&M	*1b	1	2	0	0	0	0	0	2	1	0	0	1	0	0	0	12	0	0	.348
Feb 24	GRAMBLING	*dh	3	1	1	0	0	0	0	0	0	0	0	0	0	0	0	0	0	0	.346
Feb 25	GRAMBLING	*dh	3	3	2	3	0	1	1	1	0	0	0	0	0	0	0	0	0	0	.379
Feb 25	PRAIRIE VIEW A&M	*2b/ss	3	1	1	0	1	0	0	0	0	0	0	1	0	0	0	1	3	0	.375
Mar 02	UNIVERSITY OF TULS	*2b	4	0	0	0	0	0	0	0	0	0	0	0	0	0	0	0	3	0	.333
Mar 03	UT ARLINGTON	*1b	3	0	1	0	1	0	0	0	0	0	0	0	0	0	0	4	0	0	.333
Mar 03	NICHOLLS	*2b	3	0	0	0	0	0	0	0	0	0	0	0	0	0	0	1	1	0	.310
Mar 04	NICHOLLS	*2b	3	1	0	1	0	0	0	1	0	0	0	0	0	0	0	1	2	0	.289
Mar 04	UT ARLINGTON	*2b	4	0	0	0	0	0	0	0	0	0	0	0	0	0	0	3	1	2	.265
Mar 10	CHARLOTTE-1	*dh	1	0	0	0	0	0	0	1	0	0	0	1	0	0	1	0	0	0	.260
Mar 10	CHARLOTTE-2	*dh	3	1	1	1	0	0	0	0	0	0	0	0	0	0	0	0	0	0	.264
Mar 11	CHARLOTTE	*dh	3	0	1	0	0	0	0	0	0	0	0	0	0	0	0	0	0	0	.268
Mar 13	PACIFIC	*dh/2b	3	0	1	1	0	0	0	0	0	0	0	0	1	0	1	0	0	0	.271
Mar 13	UCONN	*2b	3	0	1	0	0	0	0	0	0	0	0	0	0	0	1	1	1	0	.274
Mar 14	IOWA STATE-1	*2b	2	1	1	0	1	0	0	1	0	0	0	0	0	0	0	2	0	0	.281
Mar 14	IOWA STATE-2	*2b	3	1	1	3	0	0	1	0	0	0	0	1	0	0	0	0	4	0	.284
Mar 17	at UTSA-1	*2b	4	0	2	1	1	0	0	0	0	0	0	0	0	0	0	1	2	0	.296
Mar 17	at UTSA-2	*2b	4	0	1	0	0	0	0	0	0	0	0	0	0	0	0	1	3	0	.293
Mar 18	at UTSA	*2b	4	0	1	0	0	0	0	0	0	0	0	0	0	0	1	1	0	0	.291
Mar 20	at Baylor	*2b	3	0	0	0	0	0	0	0	0	0	0	0	0	0	1	2	1	0	.280
Totals		27gs	82	14	23	24	6	1	4	10	1	0	0	4	1	0	5	39	27	2	.280

On base pct. .355 • Slugging pct. .524

Year	avg	gp-gs	ab	r	h	2b	3b	hr	rbi	tb	slg%	bb	hbp	so	gdp	ob%	sf	sh	sb-att	po	a	e	fld%
2017	.317	56-56	167	22	53	11	1	7	34	87	.521	16	4	27	2	.386	2	5	4-4	100	28	4	.970
2018	.280	27-27	82	14	23	6	1	4	24	43	.524	10	0	5	0	.355	1	4	1-1	39	27	2	.971
TOTAL	.305	83-83	249	36	76	17	2	11	58	130	.522	26	4	32	2	.376	3	9	5-5	139	55	6	.970

# Player Profiles



**Lindsay  
Gregory**

**Utility**

So. ▶ 5-5 ▶ R/R  
Kingwood, TX ▶ (Kingwood HS)


- Tied with her twin sister, Lacy, for the team lead in doubles (6)
- Started in 25 of 27 games for the Mean Green at shortstop
- Earned a spot on Conference USA's All-Freshman team in 2017

Date	Opponent	Pos	AB	R	H	RBI	2B	3B	HR	BB	SB	CS	HBP	SAC	SF	GDP	K	PO	A	E	Avg
Feb 08	at UL Monroe	*SS	3	2	1	0	0	0	0	1	0	0	0	0	0	0	0	3	1	2	.333
Feb 08	vs Central Arkansas	*SS	4	1	1	0	0	0	0	0	0	0	0	0	0	0	0	1	4	0	.286
Feb 09	vs UT Martin	*SS	1	0	0	0	0	0	0	0	0	0	0	2	0	0	0	2	3	0	.250
Feb 16	vs Rhode Island	*SS	3	0	0	1	0	0	0	0	0	0	0	0	1	0	1	3	0	1	.182
Feb 18	at Elon	*SS	2	0	0	0	0	0	0	0	0	0	0	0	0	0	1	5	0	0	.154
Feb 24	PRAIRIE VIEW A&M	*SS	3	0	1	0	0	0	0	0	0	1	0	0	0	0	0	0	3	0	.188
Feb 24	GRAMBLING	*SS	2	0	2	0	1	0	0	0	2	0	0	0	0	0	0	2	0	0	.278
Feb 25	GRAMBLING	*ss/dh	3	1	1	3	0	1	0	0	0	0	0	0	0	0	1	1	2	0	.286
Feb 25	PRAIRIE VIEW A&M	*SS	1	0	0	0	0	0	0	1	0	0	0	0	0	0	1	2	1	0	.273
Mar 02	UNIVERSITY OF TULS	*SS	3	0	0	0	0	0	0	0	0	0	0	0	0	0	1	1	1	0	.240
Mar 03	UT ARLINGTON	*SS	2	0	1	0	0	0	0	0	0	0	0	0	0	0	0	1	1	0	.259
Mar 03	NICHOLLS	*SS	1	0	0	0	0	0	0	0	0	0	0	1	0	0	0	2	3	0	.250
Mar 04	NICHOLLS	*SS	3	1	2	0	2	0	0	1	0	0	0	0	0	0	0	3	2	0	.290
Mar 04	UT ARLINGTON	*SS	4	1	2	1	1	0	0	1	0	0	0	0	0	0	0	1	2	1	.314
Mar 10	CHARLOTTE-1	*SS	2	0	0	0	0	0	0	2	0	0	0	0	0	0	1	0	1	0	.297
Mar 10	CHARLOTTE-2	*SS	4	1	2	0	1	0	0	0	0	0	0	0	0	0	0	1	2	0	.317
Mar 11	CHARLOTTE	*SS	3	0	0	0	0	0	0	0	0	0	0	0	0	0	1	1	2	0	.295
Mar 13	PACIFIC	*SS	2	1	2	1	0	0	0	1	1	0	0	1	0	0	0	0	3	0	.326
Mar 13	UCONN	*SS	3	0	1	0	0	0	0	0	0	0	0	0	0	0	0	3	3	0	.327
Mar 14	IOWA STATE-1	*SS	3	0	0	0	0	0	0	0	0	0	0	1	0	0	1	4	1	0	.308
Mar 14	IOWA STATE-2	*SS	2	2	1	0	0	0	0	1	0	0	0	1	0	0	0	4	4	2	.315
Mar 17	at UTSA-1	*SS	4	1	1	0	1	0	0	0	0	0	0	0	0	0	1	1	0	0	.310
Mar 17	at UTSA-2	*SS	3	1	1	0	0	0	0	1	0	0	0	0	0	0	0	0	1	0	.311
Mar 18	at UTSA	*SS	4	0	0	0	0	0	0	0	0	0	0	0	0	0	1	1	1	0	.292
Mar 20	at Baylor	*SS	2	0	1	0	0	0	0	0	0	0	1	0	0	0	1	3	0	0	.299
Totals		25gs	67	12	20	6	6	1	0	9	3	1	1	6	1	0	11	45	41	6	.299

On base pct. .385 • Slugging pct. .418

Year	avg	gp-gs	ab	r	h	2b	3b	hr	rbi	tb	slg%	bb	hbp	so	gdp	ob%	sf	sh	sb-att	po	a	e	fld%
2017	.307	55-54	163	19	50	10	0	3	22	69	.423	13	5	24	0	.374	1	11	9-10	123	65	7	.964
2018	.299	25-25	67	12	20	6	1	0	6	28	.418	9	1	11	0	.385	1	6	3-4	45	41	6	.935
TOTAL	.304	80-79	230	31	70	16	1	3	28	97	.422	22	6	35	0	.377	2	17	12-14	168	106	13	.955

# Player Profiles



**Miranda  
Holguin**

**Utility**

Fr. ▶ 5-0 ▶ R/R  
Cibolo, TX ▶ (Steele HS)

- Appeared in 15 of 26 games for the Mean Green this season
- Since making three errors in the team's first four games, she has a perfect 1.000 fielding percentage with 12 putouts and 10 assists

Date	Opponent	Pos	AB	R	H	RBI	2B	3B	HR	BB	SB	CS	HBP	SAC	SF	GDP	K	PO	A	E	Avg
Feb 08	at UL Monroe	2b	0	0	0	0	0	0	0	0	0	0	0	0	0	0	0	1	0	0	.000
Feb 08	vs Central Arkansas	ss	0	0	0	0	0	0	0	0	0	0	0	0	0	0	0	0	0	2	.000
Feb 16	vs Bowling Green	*ss	3	0	0	0	0	0	0	0	0	0	0	0	0	0	1	2	5	1	.000
Feb 16	vs Rhode Island	2b	0	0	0	0	0	0	0	0	0	0	0	0	0	0	0	0	0	0	.000
Feb 17	vs Mount St. Mary's	2b	0	0	0	0	0	0	0	0	0	0	0	0	0	0	0	0	3	0	.000
Feb 25	GRAMBLING	pr/2b	0	0	0	0	0	0	0	0	0	0	0	0	0	0	0	0	0	0	.000
Feb 25	PRAIRIE VIEW A&M	2b	0	0	0	0	0	0	0	0	0	0	0	0	0	0	0	0	0	0	.000
Mar 04	UT ARLINGTON	2b	0	0	0	0	0	0	0	0	0	0	0	0	0	0	0	0	1	0	.000
Mar 10	CHARLOTTE-1	*2b	3	0	0	0	0	0	0	0	0	0	0	0	0	0	1	2	1	0	.000
Mar 10	CHARLOTTE-2	*2b	2	0	0	0	0	0	0	0	0	0	0	0	0	0	0	3	1	0	.000
Mar 11	CHARLOTTE	*2b	1	0	0	0	0	0	0	0	0	0	0	0	0	0	0	5	2	0	.000
Mar 13	UConn	2b	0	0	0	0	0	0	0	0	0	0	0	0	0	0	0	1	0	0	.000
Mar 14	IOWA STATE-1	2b	0	0	0	0	0	0	0	0	0	0	0	0	0	0	0	0	1	0	.000
Mar 14	IOWA STATE-2	2b	0	0	0	0	0	0	0	0	0	0	0	0	0	0	0	0	1	0	.000
Mar 18	at UTSA	pr/2b	0	0	0	0	0	0	0	0	0	0	0	0	0	0	0	1	0	0	.000
Totals		4gs	9	0	0	0	0	0	0	0	0	0	0	0	0	0	2	15	15	3	.000

On base pct. .000 • Slugging pct. .000

Year	avg	gp-ga	ab	r	h	2b	3b	hr	rbi	tb	slg%	bb	hbp	so	gdp	ob%	sf	sh	sb-at	po	a	e	fld%
2018	.000	15-4	9	0	0	0	0	0	0	0	.000	0	0	2	0	.000	0	0	0-0	15	15	3	.909
TOTAL	.000	15-4	9	0	0	0	0	0	0	0	.000	0	0	2	0	.000	0	0	0-0	15	15	3	.909

## Player Profiles



**Ally  
Lindsey**

**Pitcher**

Fr. ▶ 5-9 ▶ R/R  
Flower Mound, TX ▶ (Marcus HS)

- Struck out a career-high three batters against Pacific on March 13
- Made her first collegiate start against Prairie View A&M on Feb. 25
- District 5-6A Pitcher of the Year in 2017

Date	Opponent	GS	IP	H	R	ER	BB	SO	2B	3B	HR	WP	BK	HBP	IBB	Score	W-L	Sv	ERA	NP
Feb 16	vs Rhode Island		1.0	0	2	2	2	0	0	0	0	0	0	1	0	7-5	0-0	0	14.00	24
Feb 18	at Elon		0.0	1	0	0	1	0	0	0	0	0	0	1	0	1-6	0-0	0	14.00	7
Feb 25	GRAMBLING		1.0	1	0	0	0	0	0	0	0	1	0	0	0	14-3	0-0	0	7.00	12
Feb 25	PRAIRIE VIEW A&M	*	4.0	1	0	0	2	2	1	0	0	0	0	1	0	3-2	0-0	0	2.33	51
Mar 03	UT ARLINGTON		1.2	7	7	5	1	1	1	0	1	1	0	0	0	0-10	0-0	0	6.39	56
Mar 04	NICHOLLS	*	2.0	3	3	3	3	0	1	0	1	0	0	0	0	7-10	0-0	0	7.24	37
Mar 10	CHARLOTTE-2		0.0	1	0	0	1	0	1	0	0	1	0	1	0	4-7	0-0	0	7.24	7
Mar 13	PACIFIC		3.0	1	2	2	3	3	0	0	0	0	0	0	0	4-10	0-0	0	6.63	65
Mar 17	at UTSA-2		0.2	1	0	0	0	0	1	0	0	0	0	0	0	6-9	0-0	0	6.30	10
Totals		2	13.1	16	14	12	13	6	5	0	2	3	0	4	0	46-62	0-0	0	6.30	-

Year	era	w-l	app	gs	cg	sho	sv	ip	h	r	er	bb	so	2b	3b	hr	bf	bavg	wp	hbp	bk	sfa	sha
2018	6.30	0-0	9	2	0	0/0	0	13.1	16	14	12	13	6	5	0	2	72	.302	3	4	0	1	1
TOTAL	6.30	0-0	9	2	0	0/0	0	13.1	16	14	12	13	6	5	0	2	72	.302	3	4	0	1	1

# Player Profiles



**Rhylie  
Makawe**

**Infield**

Jr. ▶ 5-5.5 ▶ R/R  
Aledo, TX ▶ (Aledo HS)

- Three multi-hit games in her last six starts, raising her BA 48 points
- Started the last 14 games at first base for the Mean Green
- Hit first home run since April 24, 2016, vs. Iowa State on March 14

Date	Opponent	Pos	AB	R	H	RBI	2B	3B	HR	BB	SB	CS	HBP	SAC	SF	GDP	K	PO	A	E	Avg
Feb 08	at UL Monroe	*1b	3	0	0	0	0	0	0	0	0	0	0	0	0	0	0	5	0	1	.000
Feb 08	vs Central Arkansas	*1b	2	0	1	1	0	0	0	1	0	0	0	0	0	0	0	8	0	0	.200
Feb 09	vs UT Martin	*3b	2	0	0	0	0	0	0	0	0	0	0	0	0	0	1	1	0	0	.143
Feb 16	vs Bowling Green	ph	1	0	1	1	0	0	0	0	0	0	0	0	0	0	0	0	0	0	.250
Feb 16	vs Rhode Island	*1b	4	0	1	0	1	0	0	0	0	0	0	0	0	0	1	5	0	0	.250
Feb 17	vs Mount St. Mary's	*1b	2	1	0	0	0	0	0	1	0	0	0	1	0	0	0	14	0	0	.214
Feb 18	at Elon	*1b	0	0	0	0	0	0	0	1	0	0	1	0	0	0	0	3	0	0	.214
Feb 24	GRAMBLING	*3b	3	0	0	0	0	0	0	0	0	0	0	0	0	0	0	1	0	0	.176
Feb 25	GRAMBLING	*1b	2	2	2	1	1	0	0	1	0	0	0	0	0	0	0	8	0	0	.263
Mar 02	UNIVERSITY OF TULS	*1b	3	0	0	0	0	0	0	0	0	0	0	0	0	0	3	7	0	1	.227
Mar 03	UT ARLINGTON	1b	0	0	0	0	0	0	0	0	0	0	0	0	0	0	0	1	0	0	.227
Mar 04	NICHOLLS	*1b	4	0	1	0	0	0	0	0	0	0	0	0	0	0	0	6	0	0	.231
Mar 04	UT ARLINGTON	*1b	3	2	2	0	1	0	0	0	0	0	1	0	0	0	0	10	2	0	.276
Mar 10	CHARLOTTE-1	*1b	2	1	0	0	0	0	0	1	0	0	0	0	0	0	2	6	0	0	.258
Mar 10	CHARLOTTE-2	*1b	3	0	2	2	0	0	0	0	0	0	0	0	0	0	0	7	1	0	.294
Mar 11	CHARLOTTE	*1b	3	0	1	0	0	0	0	0	0	0	0	0	0	0	0	8	2	0	.297
Mar 13	PACIFIC	*1b	2	0	0	0	0	0	0	1	0	0	0	0	0	0	0	11	1	0	.282
Mar 13	UCONN	*1b	2	0	0	0	0	0	0	0	0	0	0	0	0	0	0	4	0	0	.268
Mar 14	IOWA STATE-1	*1b	2	1	2	1	0	0	0	0	0	0	0	1	0	0	0	6	0	0	.302
Mar 14	IOWA STATE-2	*1b	3	1	1	1	0	0	1	1	0	0	0	0	0	0	1	12	0	0	.304
Mar 17	at UTSA-1	*1b	3	1	2	0	0	0	0	0	0	0	0	0	0	0	0	5	0	0	.327
Mar 17	at UTSA-2	*1b	3	1	2	1	0	0	0	0	0	0	0	0	0	0	0	6	0	0	.346
Mar 18	at UTSA	*1b	3	0	0	0	0	0	0	0	0	0	0	0	0	0	1	3	1	1	.327
Mar 20	at Baylor	*1b	2	0	0	0	0	0	0	0	0	0	0	0	0	0	2	5	0	0	.316
Totals		22gs	57	10	18	8	3	0	1	7	0	0	2	2	0	0	11	142	7	3	.316

On base pct. .409 • Slugging pct. .421

Year	avg	gp-gs	ab	r	h	2b	3b	hr	rbi	tb	slg%	bb	hbp	so	gdp	ob%	sf	sh	sb-at	po	a	e	fld%
2016	.280	54-54	143	17	40	8	0	6	25	66	.462	19	10	29	1	.397	2	8	4-5	330	17	7	.980
2017	.152	43-42	99	11	15	0	0	0	6	15	.152	16	10	26	1	.328	0	4	1-2	249	17	3	.989
2018	.316	24-22	57	10	18	3	0	1	8	24	.421	7	2	11	0	.409	0	2	0-0	142	7	3	.980
TOTAL	.244	121-118	299	38	73	11	0	7	39	105	.351	42	22	66	2	.375	2	14	5-7	721	41	13	.983

# Player Profiles



**Nicole  
Ochoznicki**

**Catcher**

So. ▶ 5-8 ▶ R/R  
Cedar Park, TX ▶ (Vista Ridge HS)

- Leads the team with seven sacrifice bunts
- Started all 27 games for the Mean Green at catcher
- Tied a career high with three hits against Iowa State on March 14

Date	Opponent	Pos	AB	R	H	RBI	2B	3B	HR	BB	SB	CS	HBP	SAC	SF	GDP	K	PO	A	E	Avg
Feb 08	at UL Monroe	*c	4	0	3	0	0	0	0	0	0	0	0	0	0	0	0	2	0	2	.750
Feb 08	vs Central Arkansas	*c	3	0	1	0	0	0	0	0	0	0	0	0	0	0	1	6	1	0	.571
Feb 09	vs UT Martin	*c	2	0	0	0	0	0	0	0	0	0	0	1	0	0	1	6	1	0	.444
Feb 16	vs Bowling Green	*c	3	0	1	0	0	0	0	0	0	0	0	1	0	0	0	10	0	0	.417
Feb 16	vs Rhode Island	*c	4	1	2	1	0	0	1	0	0	0	0	0	0	0	2	9	0	0	.438
Feb 17	vs Mount St. Mary's	*c	3	1	1	0	0	0	0	1	0	0	0	0	0	0	1	3	0	0	.421
Feb 18	at Elon	*c	3	0	0	0	0	0	0	0	0	0	0	0	0	0	0	5	0	0	.364
Feb 24	PRAIRIE VIEW A&M	*c	3	1	1	2	0	0	1	0	0	0	0	0	0	0	0	6	1	0	.360
Feb 24	GRAMBLING	*c	0	0	0	0	0	0	0	1	0	0	0	2	0	0	0	14	0	0	.360
Feb 25	GRAMBLING	*c	2	1	1	2	0	0	1	0	0	0	1	0	0	0	0	3	2	0	.370
Feb 25	PRAIRIE VIEW A&M	*c	1	0	1	1	0	0	0	2	0	0	0	1	0	0	0	5	1	0	.393
Mar 02	UNIVERSITY OF TULS	*c	3	0	0	0	0	0	0	0	0	0	0	0	0	0	1	7	0	0	.355
Mar 03	UT ARLINGTON	*c	2	0	1	0	0	0	0	0	0	0	0	1	0	0	0	5	0	0	.364
Mar 03	NICHOLLS	*c	3	0	1	0	1	0	0	0	0	0	0	0	0	0	0	4	0	0	.361
Mar 04	NICHOLLS	*c	4	0	0	0	0	0	0	0	0	0	0	0	0	0	2	6	1	0	.325
Mar 04	UT ARLINGTON	*c	4	0	2	1	0	0	0	0	0	0	1	0	0	0	1	2	0	0	.341
Mar 10	CHARLOTTE-1	*c	3	0	3	0	0	0	0	0	0	0	0	0	0	0	0	6	1	0	.383
Mar 10	CHARLOTTE-2	*c	4	1	0	0	0	0	0	0	0	0	0	0	0	1	1	5	1	1	.353
Mar 11	CHARLOTTE	*c	2	0	1	0	1	0	0	1	0	0	0	0	0	0	0	4	1	0	.358
Mar 13	PACIFIC	*c	4	0	1	0	0	0	0	0	1	0	0	0	0	0	0	4	1	0	.351
Mar 13	UCONN	*c	3	0	0	0	0	0	0	0	0	0	0	0	0	0	1	6	1	0	.333
Mar 14	IOWA STATE-1	*c	3	0	1	0	0	0	0	0	0	0	0	0	0	0	2	2	0	0	.333
Mar 14	IOWA STATE-2	*c	4	2	3	2	1	0	0	0	1	0	0	0	0	0	0	1	0	0	.358
Mar 17	at UTSA-1	*c	3	0	0	0	0	0	0	1	0	0	0	0	0	0	0	7	0	0	.343
Mar 17	at UTSA-2	*c	2	0	1	1	0	0	0	0	0	0	0	0	1	0	0	2	0	0	.347
Mar 18	at UTSA	*c	2	0	0	0	0	0	0	0	0	0	0	1	0	0	0	6	0	0	.338
Mar 20	at Baylor	*c	3	0	0	0	0	0	0	0	0	0	0	0	0	0	1	2	1	1	.325
Totals		27gs	77	7	25	10	3	0	3	6	2	0	2	7	1	1	14	138	13	4	.325

On base pct. .384 • Slugging pct. .481

Year	avg	gp-gs	ab	r	h	2b	3b	hr	rbi	tb	slg%	bb	hbp	so	gdp	ob%	sf	sh	sb-att	po	a	e	fld%
2017	.202	49-46	119	5	24	7	0	1	7	34	.286	8	5	36	1	.280	0	5	0-1	167	24	4	.979
2018	.325	27-27	77	7	25	3	0	3	10	37	.481	6	2	14	1	.384	1	7	2-2	138	13	4	.974
TOTAL	.250	76-73	196	12	49	10	0	4	17	71	.362	14	7	50	2	.321	1	12	2-3	305	37	8	.977



# Player Profiles



**Harley Perella**

**Infield**

Jr. ▶ 5-5 ▶ R/R  
Frisco, TX ▶ (Heritage HS)

- Five hits from reaching 100 in her career
- Started 17 of the last 18 games at the third base for the Mean Green
- Committed six errors in the last 11 games

Date	Opponent	Pos	AB	R	H	RBI	2B	3B	HR	BB	SB	CS	HBP	SAC	SF	GDP	K	PO	A	E	Avg
Feb 08	at UL Monroe	*3b	4	2	1	0	0	0	0	0	0	0	0	0	0	0	0	2	1	1	.250
Feb 08	vs Central Arkansas	*3b	2	0	0	0	0	0	0	0	0	0	0	0	0	0	0	0	0	0	.167
Feb 09	vs UT Martin	3b	1	0	0	0	0	0	0	0	0	0	0	0	0	0	0	1	1	1	.143
Feb 16	vs Bowling Green	*3b	2	0	0	0	0	0	0	0	0	0	1	0	0	0	0	0	3	0	.111
Feb 16	vs Rhode Island	3b	0	0	0	0	0	0	0	0	0	0	0	0	0	0	0	0	0	0	.111
Feb 17	vs Mount St. Mary's	*3b	2	1	2	2	0	0	0	1	1	0	0	0	0	0	0	0	2	0	.273
Feb 18	at Elon	*3b	1	0	0	0	0	0	0	0	1	0	0	1	0	0	0	0	1	0	.250
Feb 24	PRAIRIE VIEW A&M	*3b	2	0	0	0	0	0	0	0	0	0	0	0	0	0	0	0	2	1	.214
Feb 25	GRAMBLING	*3b	3	2	2	1	0	0	0	0	1	0	0	0	0	0	0	1	2	0	.294
Feb 25	PRAIRIE VIEW A&M	*3b	3	0	1	0	0	1	0	0	0	0	0	0	0	0	0	1	1	0	.300
Mar 02	UNIVERSITY OF TULS	*3b	3	1	1	1	0	0	1	0	0	0	0	0	0	0	2	2	1	0	.304
Mar 03	UT ARLINGTON	*3b	2	0	0	0	0	0	0	0	0	0	0	0	0	0	1	3	3	0	.280
Mar 03	NICHOLLS	*3b	3	0	1	0	0	0	0	0	0	0	0	0	0	0	1	1	4	0	.286
Mar 04	NICHOLLS	*3b	4	1	2	1	0	0	1	0	0	0	0	0	0	0	2	0	1	0	.312
Mar 04	UT ARLINGTON	*3b	4	1	1	0	0	0	0	0	0	0	0	0	0	0	1	2	1	1	.306
Mar 10	CHARLOTTE-1	*3b	2	0	0	0	0	0	0	1	0	0	0	0	0	0	0	0	2	1	.289
Mar 10	CHARLOTTE-2	*3b	3	0	1	0	0	0	0	0	0	0	0	0	0	0	0	1	1	1	.293
Mar 11	CHARLOTTE	*3b	2	0	0	0	0	0	0	0	0	0	0	1	0	0	0	0	0	0	.279
Mar 13	PACIFIC	*3b	3	0	1	0	0	0	0	0	1	0	0	0	0	0	1	2	4	0	.283
Mar 13	UCONN	*3b	2	0	0	0	0	0	0	1	0	0	0	0	0	0	1	1	0	0	.271
Mar 14	IOWA STATE-1	*3b	2	0	0	0	0	0	0	0	0	0	0	1	0	0	0	1	1	0	.260
Mar 14	IOWA STATE-2	*3b	3	0	0	0	0	0	0	0	0	0	0	0	0	0	1	1	1	2	.245
Mar 17	at UTSA-1	*3b	3	0	1	1	1	0	0	0	0	0	0	0	0	0	1	0	1	0	.250
Mar 17	at UTSA-2	*3b	2	0	0	0	0	0	0	0	0	0	1	0	0	0	1	0	1	1	.241
Mar 20	at Baylor	*3b	2	0	1	0	0	0	0	0	0	1	0	0	0	0	1	0	1	0	.250
Totals		23gs	60	8	15	6	1	1	2	3	4	1	1	4	0	0	13	19	35	9	.250

On base pct. .297 • Slugging pct. .400

Year	avg	gp-gs	ab	r	h	2b	3b	hr	rbi	tb	slg%	bb	hbp	so	gdp	ob%	sf	sh	sb-alt	po	a	e	fld%
2016	.292	54-53	161	20	47	10	0	5	28	72	.447	7	7	35	0	.347	1	2	6-9	40	72	6	.949
2017	.234	55-51	141	16	33	9	1	4	23	56	.397	9	9	38	0	.317	2	2	6-8	54	94	11	.931
2018	.250	25-23	60	8	15	1	1	2	6	24	.400	3	1	13	0	.297	0	4	4-5	19	35	9	.857
TOTAL	.262	134-127	362	44	95	20	2	11	57	152	.420	19	17	86	0	.327	3	8	16-22	113	201	26	.924

# Player Profiles



**Maria Priest**

**Pitcher/Infield**


Fr. ▶ 5-9 ▶ R/R  
Stonewall, OK ▶ (Latta HS)

- Tied for second on the team with 35 defensive assists
- Pitched a career-high eight innings against UTA on March 4
- Given up multiple home runs in three of her last four starts

Date	Opponent	GS	IP	H	R	ER	BB	SO	2B	3B	HR	WP	BK	HBP	IBB	Score	W-L	Sv	ERA	NP
Feb 08	at UL Monroe	*	2.0	10	9	3	2	0	3	0	0	0	0	0	0	10-12	0-1	0	10.50	-
Feb 08	vs Central Arkansas		3.2	5	3	1	1	3	0	0	0	0	0	0	0	4-5	0-2	0	4.94	-
Feb 09	vs UT Martin		2.1	3	0	0	0	0	0	0	0	0	0	0	0	5-2	0-2	1	3.50	-
Feb 16	vs Bowling Green		3.2	2	2	0	0	3	0	0	0	0	0	0	0	2-3	0-3	1	2.40	36
Feb 16	vs Rhode Island	*	3.0	4	2	2	3	5	0	0	0	1	0	0	0	7-5	0-3	1	2.86	72
Feb 17	vs Mount St. Mary's	*	7.0	7	2	2	2	3	1	1	0	0	0	2	0	6-2	1-3	1	2.58	98
Feb 24	PRAIRIE VIEW A&M	*	7.0	4	0	0	0	6	1	0	0	0	0	0	0	7-0	2-3	1	1.95	100
Feb 25	GRAMBLING	*	4.0	7	3	2	1	3	0	0	1	0	0	1	0	14-3	3-3	1	2.14	59
Feb 25	PRAIRIE VIEW A&M		1.0	0	0	0	0	1	0	0	0	0	0	0	0	3-2	4-3	1	2.08	12
Mar 02	UNIVERSITY OF TULS	*	7.1	7	4	2	1	4	4	0	0	1	0	0	0	3-4	4-4	1	2.05	106
Mar 03	NICHOLLS	*	6.1	9	5	5	0	0	4	0	0	0	0	0	0	1-6	4-5	1	2.51	70
Mar 04	NICHOLLS		1.1	4	5	5	1	1	0	0	1	1	0	0	0	7-10	4-6	1	3.16	32
Mar 04	UT ARLINGTON	*	8.0	10	8	4	1	2	1	0	1	0	0	1	0	9-8	5-6	1	3.21	132
Mar 10	CHARLOTTE-2	*	6.0	7	5	5	1	3	2	0	2	0	0	0	0	4-7	5-7	1	3.46	107
Mar 11	CHARLOTTE		4.0	5	1	1	2	1	1	0	0	0	0	0	0	0-4	5-7	1	3.36	68
Mar 13	PACIFIC	*	4.0	13	8	8	1	1	1	0	2	0	0	0	0	4-10	5-8	1	3.96	104
Mar 14	IOWA STATE-2	*	7.0	8	6	4	3	1	3	0	0	1	0	1	0	9-6	6-8	1	3.97	119
Mar 17	at UTSA-2	*	5.1	9	8	7	1	2	2	0	2	0	0	1	0	6-9	6-9	1	4.30	76
Totals		12	83.0	114	71	51	20	39	23	1	9	4	0	6	0	101-98	6-9	1	4.30	-

Year	era	w-l	app	gs	cg	sho	sv	ip	h	r	er	bb	so	2b	3b	hr	bf	bavg	wp	hbp	bk	sfa	sha
2018	4.30	6-9	18	12	4	1/0	1	83.0	114	71	51	20	39	23	1	9	403	.313	4	6	0	2	11
TOTAL	4.30	6-9	18	12	4	1/0	1	83.0	114	71	51	20	39	23	1	9	403	.313	4	6	0	2	11

# Player Profiles



**Sam  
Rea**

**First Base**

Jr. ▶ 5-6 ▶ L/L  
Scottsdale, AZ ▶ (Phoenix College)

- Hit five HR in six games from March 13-18 with a 1.353 slugging %
- Leads the team in slugging percentage (.628)
- Earned NJCAA Third-Team All-America honors in 2017

Date	Opponent	Pos	AB	R	H	RBI	2B	3B	HR	BB	SB	CS	HBP	SAC	SF	GDP	K	PO	A	E	Avg
Feb 08	at UL Monroe	*dh	4	0	0	0	0	0	0	0	0	0	0	0	0	0	1	0	0	0	.000
Feb 09	vs UT Martin	*1b	3	1	1	2	0	0	1	0	0	0	0	0	0	0	1	9	0	0	.143
Feb 16	vs Bowling Green	*1b	3	0	0	0	0	0	0	1	0	0	0	0	0	0	2	10	0	0	.100
Feb 16	vs Rhode Island	ph	1	0	0	0	0	0	0	0	0	0	0	0	0	0	1	0	0	0	.091
Feb 17	vs Mount St. Mary's	ph	1	0	0	0	0	0	0	0	0	0	0	0	0	0	0	0	0	0	.083
Feb 18	at Elon	*dh	3	0	0	0	0	0	0	0	0	0	0	0	0	0	1	0	0	0	.067
Feb 24	GRAMBLING	*1b	2	0	0	0	0	0	0	0	0	0	0	0	0	0	0	0	0	0	.059
Feb 25	PRAIRIE VIEW A&M	*1b	3	0	0	0	0	0	0	0	0	0	0	0	0	0	0	9	0	0	.050
Mar 03	UT ARLINGTON	ph	1	0	0	0	0	0	0	0	0	0	0	0	0	0	0	0	0	0	.048
Mar 03	NICHOLLS	*1b	2	0	0	0	0	0	0	0	0	0	1	0	0	0	1	11	0	0	.043
Mar 11	CHARLOTTE	ph	1	0	0	0	0	0	0	0	0	0	0	0	0	0	1	0	0	0	.042
Mar 13	PACIFIC	ph/dh	2	0	1	0	0	0	0	0	0	0	0	0	0	0	0	0	0	0	.077
Mar 13	UCONN	*dh	1	1	1	1	0	0	1	0	0	0	0	0	0	0	0	0	0	0	.111
Mar 14	IOWA STATE-1	*dh	3	1	1	2	0	0	1	0	0	0	0	0	0	0	0	0	0	0	.133
Mar 14	IOWA STATE-2	*dh	3	0	2	1	0	0	0	0	1	0	0	0	0	0	0	0	0	0	.182
Mar 17	at UTSA-1	*dh	3	0	0	0	0	0	0	0	0	0	0	0	0	0	0	0	0	0	.167
Mar 17	at UTSA-2	*dh	3	2	2	3	0	0	2	0	0	0	0	0	0	0	1	0	0	0	.205
Mar 18	at UTSA	*dh	2	1	1	1	0	0	1	1	0	0	0	0	0	0	0	0	0	0	.220
Mar 20	at Baylor	*dh	2	0	0	0	0	0	0	0	0	0	0	0	0	0	2	0	0	0	.209
Totals		14gs	43	6	9	10	0	0	6	2	1	0	1	0	0	0	11	39	0	0	.209

On base pct. .261 • Slugging pct. .628

Year	avg	gp-gs	ab	r	h	2b	3b	hr	rbi	tb	slg%	bb	hbp	so	gdp	ob%	sf	sh	sb-att	po	a	e	fld%
2018	.209	19-14	43	6	9	0	0	6	10	27	.628	2	1	11	0	.261	0	0	1-1	39	0	0	1.000
TOTAL	.209	19-14	43	6	9	0	0	6	10	27	.628	2	1	11	0	.261	0	0	1-1	39	0	0	1.000

# Player Profiles



**Hanna  
Rebar**

**Outfield**

So. ▶ 5-8 ▶ R/R  
San Antonio HS ▶ (Stephen F. Austin)

- Leads the team in home runs (8) and total bases (47)
- Made two pitching appearances vs. Charlotte & Iowa State last week
- Started all 27 games for the Mean Green

Date	Opponent	Pos	AB	R	H	RBI	2B	3B	HR	BB	SB	CS	HBP	SAC	SF	GDP	K	PO	A	E	Avg
Feb 08	at UL Monroe	*of	4	1	1	1	0	0	1	0	0	0	0	0	0	0	0	1	0	0	.250
Feb 08	vs Central Arkansas	*of	3	1	1	0	0	0	0	1	0	0	0	0	0	0	2	1	0	0	.286
Feb 09	vs UT Martin	*of	2	1	1	1	0	0	1	1	0	0	0	0	0	0	0	1	0	0	.333
Feb 16	vs Bowling Green	*of	3	0	1	0	0	0	0	1	0	0	0	0	0	0	0	0	0	0	.333
Feb 16	vs Rhode Island	*of	3	0	0	0	0	0	0	1	0	0	0	0	0	0	1	0	0	0	.267
Feb 17	vs Mount St. Mary's	*of	2	1	0	0	0	0	0	1	0	0	0	0	0	0	0	1	0	0	.235
Feb 18	at Elon	*of	2	0	0	0	0	0	0	0	0	0	0	0	0	0	0	3	0	0	.211
Feb 24	PRAIRIE VIEW A&M	*dh	1	1	1	2	0	0	1	1	0	0	0	0	0	0	0	0	0	0	.250
Feb 24	GRAMBLING	*of	3	1	2	3	0	0	1	0	0	0	0	0	0	0	0	2	0	0	.304
Feb 25	GRAMBLING	*of	3	1	0	1	0	0	0	0	0	0	0	0	0	0	0	1	0	0	.269
Feb 25	PRAIRIE VIEW A&M	*dh/of	1	0	0	1	0	0	0	0	0	0	0	1	1	0	0	0	0	0	.259
Mar 02	UNIVERSITY OF TULS	*of	3	0	0	0	0	0	0	1	0	0	0	0	0	0	1	0	0	0	.233
Mar 03	UT ARLINGTON	*of	1	0	1	0	0	0	0	1	0	0	0	0	0	0	0	1	0	0	.258
Mar 03	NICHOLLS	*of	3	1	1	1	0	0	1	0	0	0	0	0	0	0	0	1	0	0	.265
Mar 04	NICHOLLS	*of	4	1	1	4	0	0	1	0	0	0	0	0	0	0	0	1	0	0	.263
Mar 04	UT ARLINGTON	*of	3	1	2	2	0	0	1	1	0	0	0	0	0	0	0	0	0	0	.293
Mar 10	CHARLOTTE-1	*of	3	0	1	0	0	0	0	0	0	0	0	0	0	0	2	0	0	0	.295
Mar 10	CHARLOTTE-2	*of/p	3	1	1	1	1	0	0	0	0	0	0	0	0	0	0	2	0	0	.298
Mar 11	CHARLOTTE	*of	3	0	0	0	0	0	0	0	0	0	0	0	0	0	0	2	0	0	.280
Mar 13	PACIFIC	*of	3	0	3	2	0	0	1	0	0	0	0	0	0	0	0	1	0	1	.321
Mar 13	UCONN	*of	3	0	0	0	0	0	0	0	0	0	0	0	0	0	1	3	0	0	.304
Mar 14	IOWA STATE-1	*of/p	3	0	0	0	0	0	0	0	0	0	0	0	0	0	1	1	0	0	.288
Mar 14	IOWA STATE-2	*of	4	1	3	2	0	0	1	0	0	0	0	0	0	0	1	1	0	0	.317
Mar 17	at UTSA-1	*of	3	0	0	0	0	0	0	1	0	0	0	0	0	0	2	1	0	0	.303
Mar 17	at UTSA-2	*of	3	1	1	0	0	0	0	0	0	0	0	0	0	0	1	3	0	0	.304
Mar 18	at UTSA	*of	3	0	1	0	0	0	0	0	0	0	0	0	0	0	0	3	0	1	.306
Mar 20	at Baylor	*of	3	0	0	0	0	0	0	0	0	0	0	0	0	0	0	2	0	0	.293
Totals		27gs	75	13	22	21	1	0	8	9	2	0	0	1	1	0	12	32	0	2	.293

On base pct. .365 • Slugging pct. .627

### #8 REBAR, Hanna - 2 appearances (All games)

Date	Opponent	GS	IP	H	R	ER	BB	SO	2B	3B	HR	WP	BK	HBP	IBB	Score	W-L	Sv	ERA	NP
Mar 10	CHARLOTTE-2		0.1	0	0	0	0	0	0	0	0	0	0	0	0	4-7	0-0	0	0.00	3
Mar 14	IOWA STATE-1		0.1	0	0	0	0	1	0	0	0	1	0	0	0	3-7	0-0	0	0.00	6
Totals		0	0.2	0	0	0	0	1	0	0	0	1	0	0	0	7-14	0-0	0	0.00	-

Year	avg	gp-gs	ab	r	h	2b	3b	hr	rbi	tb	slg%	bb	hbp	so	gdp	ob%	sf	sh	sb-att	po	a	e	fld%
2017	.213	51-46	122	19	26	3	0	5	20	44	.361	21	2	36	0	.338	0	3	3-5	55	0	2	.965
2018	.293	27-27	75	13	22	1	0	8	21	47	.627	9	0	12	0	.365	1	1	2-2	32	0	2	.941
TOTAL	.244	78-73	197	32	48	4	0	13	41	91	.462	30	2	48	0	.348	1	4	5-7	87	0	4	.956

Year	era	w-l	app	gs	cg	sho	sv	ip	h	r	er	bb	so	2b	3b	hr	bf	bavg	wp	hbp	bk	sfa	sha
2018	0.00	0-0	2	0	0	0/0	0	0.2	0	0	0	0	1	0	0	0	3	.000	1	0	0	0	0
TOTAL	0.00	0-0	2	0	0	0/0	0	0.2	0	0	0	0	1	0	0	0	3	.000	1	0	0	0	0

# Player Profiles



**Hope Trautwein**

**Pitcher**


Fr. ▶ 5-11 ▶ R/R  
Pflugerville, TX ▶ (Hendrickson HS)

- Leads the team in ERA (3.01), opposing BA (.271), innings pitched (88.1), strikeouts (77) and appearances (21)
- Three complete games in last three starts with 0.70 ERA & 12 K

Date	Opponent	GS	IP	H	R	ER	BB	SO	2B	3B	HR	WP	BK	HBP	IBB	Score	W-L	Sv	ERA	NP
Feb 08	at UL Monroe		4.0	2	3	3	4	1	0	0	0	1	0	0	0	10-12	0-0	0	5.25	-
Feb 08	vs Central Arkansas	*	2.2	4	2	2	0	3	2	1	0	0	0	1	0	4-5	0-0	0	5.25	-
Feb 09	vs UT Martin	*	4.2	4	2	2	2	5	1	0	1	0	0	0	0	5-2	1-0	0	4.32	-
Feb 16	vs Bowling Green	*	5.1	5	1	1	0	7	3	0	0	0	0	0	0	2-3	1-0	0	3.36	88
Feb 16	vs Rhode Island		3.0	3	1	0	2	4	2	0	0	0	0	0	0	7-5	2-0	0	2.85	71
Feb 18	at Elon	*	6.0	9	6	6	1	4	2	1	0	1	0	2	0	1-6	2-1	0	3.82	121
Feb 24	GRAMBLING	*	7.0	2	1	1	1	13	0	0	1	0	0	0	0	3-1	3-1	0	3.21	98
Feb 25	PRAIRIE VIEW A&M		2.0	2	2	2	3	2	0	0	1	0	0	0	0	3-2	3-1	0	3.43	51
Mar 02	UNIVERSITY OF TULS		0.2	0	0	0	0	2	0	0	0	1	0	0	0	3-4	3-1	0	3.37	14
Mar 03	UT ARLINGTON	*	4.1	7	3	3	0	4	0	1	0	1	0	1	0	0-10	3-2	0	3.53	100
Mar 03	NICHOLLS		0.2	1	1	1	0	2	0	0	1	0	0	0	0	1-6	3-2	0	3.64	12
Mar 04	NICHOLLS		3.2	5	2	2	0	5	2	0	0	0	0	1	0	7-10	3-2	0	3.66	69
Mar 10	CHARLOTTE-1	*	7.0	6	0	0	1	5	2	0	0	0	0	0	0	1-0	4-2	0	3.16	114
Mar 10	CHARLOTTE-2		0.2	2	2	1	1	0	1	0	0	0	0	0	1	4-7	4-2	0	3.25	15
Mar 11	CHARLOTTE	*	3.0	6	3	3	3	1	0	0	0	0	0	0	0	0-4	4-3	0	3.46	86
Mar 13	UCONN	*	7.0	7	2	2	2	5	0	0	0	0	0	0	0	1-2	4-4	0	3.29	127
Mar 14	IOWA STATE-1	*	6.2	12	7	6	2	2	3	1	1	0	0	1	0	3-7	4-5	0	3.59	125
Mar 17	at UTSA-1	*	7.0	7	2	2	0	5	3	0	0	1	0	1	0	4-2	5-5	0	3.44	101
Mar 17	at UTSA-2		0.0	1	1	1	0	0	0	0	1	0	0	0	0	6-9	5-5	0	3.53	1
Mar 18	at UTSA	*	7.0	3	1	0	5	5	0	0	0	0	0	0	0	2-1	6-5	0	3.23	130
Mar 20	at Baylor	*	6.0	7	2	0	3	2	1	0	0	0	0	0	1	0-2	6-6	0	3.01	100
Totals		13	88.1	95	44	38	30	77	22	4	6	5	0	7	2	67-100	6-6	0	3.01	-

Year	era	w-l	app	gs	cg	sho	sv	ip	h	r	er	bb	so	2b	3b	hr	bf	bavg	wp	hbp	bk	efa	sha
2018	3.01	6-6	21	13	6	1/0	0	88.1	95	44	38	30	77	22	4	6	398	.271	5	7	0	2	9
TOTAL	3.01	6-6	21	13	6	1/0	0	88.1	95	44	38	30	77	22	4	6	398	.271	5	7	0	2	9

## Player Profiles



**Briana  
Valdez**

**Infield**

Fr. ▶ 5-4 ▶ R/R  
El Paso, TX ▶ (Eastlake HS)

- Recorded her first collegiate hit against Rhode Island on Feb. 16
- District 2-5A Co-MVP in 2017 and the District 2-5A Pitcher of the Year in 2016

Date	Opponent	Pos	AB	R	H	RBI	2B	3B	HR	BB	SB	CS	HBP	SAC	SF	GDP	K	PO	A	E	Avg	
Feb 08	vs Central Arkansas	pr/3b	1	0	0	0	0	0	0	0	0	0	0	0	0	0	0	0	0	0	0	.000
Feb 16	vs Rhode Island	*3b	2	2	1	0	0	0	0	1	0	0	0	0	0	0	0	0	2	0	0	.333
Feb 18	at Elon	ph	0	0	0	0	0	0	0	1	0	0	0	0	0	0	0	0	0	0	0	.333
Feb 24	PRAIRIE VIEW A&M	3b	1	0	0	0	0	0	0	0	0	0	0	0	0	0	0	0	0	0	0	.250
Mar 03	UT ARLINGTON	ph	1	0	0	0	0	0	0	0	0	0	0	0	0	0	1	0	0	0	0	.200
Mar 13	PACIFIC	ph	1	0	0	0	0	0	0	0	0	0	0	0	0	0	1	0	0	0	0	.167
Mar 18	at UTSA	*3b	3	1	1	0	0	0	0	0	0	0	0	0	0	0	0	0	1	0	0	.222
Totals		2gs	9	3	2	0	0	0	0	2	0	0	0	0	0	0	2	0	3	0	0	.222

On base pct. .364 • Slugging pct. .222

Year	avg	gp-gs	ab	r	h	2b	3b	hr	rbi	tb	slg%	bb	hbp	so	gdp	ob%	af	ah	sb-atf	po	a	e	fld%
2018	.222	7-2	9	3	2	0	0	0	0	2	.222	2	0	2	0	.364	0	0	0-0	0	3	0	1.000
TOTAL	.222	7-2	9	3	2	0	0	0	0	2	.222	2	0	2	0	.364	0	0	0-0	0	3	0	1.000

# Player Profiles



**Kourtney Williams**

**Utility**

Fr. ▶ 5-2 ▶ R/R  
Keller, TX ▶ (Keller HS)

- Hit her first collegiate home run against Prairie View on Feb. 24
- Member of back-to-back state champion teams in 2016-17
- Four-time Academic All-District 3-6A

Date	Opponent	Pos	AB	R	H	RBI	2B	3B	HR	BB	SB	CS	HBP	SAC	SF	GDP	K	PO	A	E	Avg	
Feb 08	at UL Monroe	ph	1	0	0	0	0	0	0	0	0	0	0	0	0	0	0	0	0	0	0	.000
Feb 09	vs UT Martin	*2b	2	2	1	0	0	0	0	1	0	0	0	0	0	0	0	0	1	0	0	.333
Feb 16	vs Bowling Green	*dh	5	1	0	0	0	0	0	0	0	0	0	0	0	0	2	0	0	0	0	.125
Feb 17	vs Mount St. Mary's	*ss	3	0	1	1	0	0	0	0	0	0	0	0	0	0	0	1	3	0	0	.182
Feb 18	at Elon	ph	1	0	1	0	0	0	0	0	0	0	0	0	0	0	0	0	0	0	0	.250
Feb 24	PRAIRIE VIEW A&M	*2b	3	1	2	1	0	0	1	0	1	0	0	0	0	0	0	2	1	0	0	.333
Feb 24	GRAMBLING	*2b	3	0	0	0	0	0	0	0	0	0	0	0	0	0	0	1	0	0	0	.278
Feb 25	GRAMBLING	*2b/ss	3	1	0	1	0	0	0	0	0	0	0	0	0	0	0	1	2	1	0	.238
Mar 02	UNIVERSITY OF TULS	ph	0	0	0	0	0	0	0	1	1	0	0	0	0	0	0	0	0	0	0	.238
Mar 03	UT ARLINGTON	*2b	2	0	0	0	0	0	0	0	0	0	0	0	0	0	0	1	0	1	0	.217
Mar 04	NICHOLLS	ph	1	0	0	0	0	0	0	0	0	0	0	0	0	0	1	0	0	0	0	.208
Mar 10	CHARLOTTE-2	ph/2b	1	0	0	0	0	0	0	0	0	0	0	0	0	0	0	0	0	0	0	.200
Mar 13	PACIFIC	*2b	2	0	0	0	0	0	0	0	0	0	0	0	0	0	1	2	1	0	0	.185
Mar 13	UCONN	ph	0	0	0	0	0	0	0	0	0	0	0	1	0	0	0	0	0	0	0	.185
Mar 20	at Baylor	pr	0	0	0	0	0	0	0	0	0	0	0	0	0	0	0	0	0	0	0	.185
Totals		8gs	27	5	5	3	0	0	1	2	2	0	0	1	0	0	4	8	8	2	0	.185

On base pct. .241 • Slugging pct. .296

Year	avg	gp-gs	ab	r	h	2b	3b	hr	rbi	tb	slg%	bb	hbp	so	gdp	ob%	sf	sh	sb-att	po	a	e	fld%
2018	.185	15-8	27	5	5	0	0	1	3	8	.296	2	0	4	0	.241	0	1	2-2	8	8	2	.889
TOTAL	.185	15-8	27	5	5	0	0	1	3	8	.296	2	0	4	0	.241	0	1	2-2	8	8	2	.889

# SITUATION RECORDS

<b>Score by innings</b>	<b>1</b>	<b>2</b>	<b>3</b>	<b>4</b>	<b>5</b>	<b>6</b>	<b>7</b>	<b>8</b>	<b>9</b>	<b>Total</b>
North Texas	16	22	15	22	15	16	6	4	0	116
Opponents	9	11	18	16	24	22	24	4	1	129

**Record when ...**

Overall	12-15	After 4 leading	9-2
Conference	3-3	..... trailing	0-7
Non-Conference	9-12	..... tied	3-6
Home games	7-9	After 5 leading	10-3
Away games	2-4	..... trailing	0-10
Neutral site	3-2	..... tied	1-2
Day games	10-12	After 6 leading	11-2
Night games	2-3	..... trailing	0-11
vs Left starter	0-0	..... tied	0-1
vs Right starter	12-15		
1-Run games	4-4	Hit 0 home runs	2-7
2-Run games	3-2	... 1 home run	3-4
5+Run games	2-4	... 2+ home runs	7-4
Extra innings	1-2		
Shutouts	2-3	Opponent 0 home runs	7-8
		..... 1 home run	5-3
		..... 2+ HRs	0-4
Scoring 0-2 runs	2-7		
..... 3-5 runs	4-5		
..... 6-9 runs	5-2	Made 0 errors	4-5
..... 10+ runs	1-1	... 1 error	4-7
		... 2+ errors	4-3
Opponent 0-2 runs	8-2		
..... 3-5 runs	2-4	Opp. made 0 errors	4-9
..... 6-9 runs	2-5	..... 1 error	4-4
..... 10+ runs	0-4	..... 2+ errors	4-2
Scored in 1st inning	5-3	Out-hit opponent	9-0
Opp. scored in 1st	1-4	Out-hit by opponent	3-14
Scores first	9-5	Hits are tied	0-1
Opp. scores first	3-10		

**Record when team scores:**

Runs	0	1	2	3	4	5	6	7	8	9	10+
W-L	0-3	1-3	1-1	2-2	1-3	1-0	1-1	2-1	0-0	2-0	1-1

**Record when opponent scores:**

Runs	0	1	2	3	4	5	6	7	8	9	10+
W-L	2-0	2-0	4-2	1-1	0-2	1-1	1-2	0-2	1-0	0-1	0-4

**Record when leading after:**

Inn.	1	2	3	4	5	6
W-L	5-1	7-2	7-3	9-2	10-3	11-2

**Record when trailing after:**

Inn.	1	2	3	4	5	6
W-L	1-4	2-4	0-6	0-7	0-10	0-11

**Record when tied after:**

Inn.	1	2	3	4	5	6
W-L	6-10	3-9	5-6	3-6	1-2	0-1

Current losing streak: 1  
 Longest winning streak: 4  
 Longest losing streak: 5

Home attendance : 3188 ( 16 dates avg = 199 )  
 Away attendance : 1905 ( 11 dates avg = 173 )  
 Total attendance: 5093 ( 27 dates avg = 188 )



# TEAM ANALYSIS

Player	vs left			vs right			w/runners			w/bases empty			w/bases loaded			as leadoff			fly	gnd	fly/	
	h	ab	avg	h	ab	avg	h	ab	avg	h	ab	avg	h	ab	avg	rch	ops	pct	out	out	gnd	
16 BLAGG, Grace	0	0	.000	0	4	.000	0	2	.000	0	2	.000	0	0	.000	0	2	.000	0	1	3	0.3
4 CLARK, Katie	0	0	.000	30	82	.366	10	25	.400	20	57	.351	0	3	.000	13	36	.361	21	24	0.9	
5 GASTELO, Sally	0	0	.000	10	49	.204	7	29	.241	3	20	.150	0	1	.000	3	9	.333	8	20	0.4	
14 GERECKE, Hannah	0	0	.000	8	37	.216	2	16	.125	6	21	.286	0	0	.000	1	5	.200	10	11	0.9	
0 GRAHMANN, Camille	0	0	.000	4	30	.133	3	14	.214	1	16	.063	0	0	.000	4	9	.444	5	15	0.3	
6 GREGORY, Lacy	0	0	.000	23	82	.280	14	36	.389	9	46	.196	2	3	.667	9	19	.474	27	28	1.0	
2 GREGORY, Lindsay	0	0	.000	20	67	.299	6	25	.240	14	42	.333	1	1	1.000	6	16	.375	25	17	1.5	
9 HOLGUIN, Miranda	0	1	.000	0	8	.000	0	2	.000	0	7	.000	0	1	.000	0	2	.000	3	2	1.5	
21 MAKAWA, Rhylie	0	0	.000	18	57	.316	12	31	.387	6	26	.231	0	2	.000	6	15	.400	13	17	0.8	
11 OCHOTNICKI, Nicole	0	1	.000	25	76	.329	11	33	.333	14	44	.318	0	1	.000	7	13	.538	18	26	0.7	
3 PERELLA, Harley	0	0	.000	15	60	.250	6	29	.207	9	31	.290	1	4	.250	4	12	.333	16	20	0.8	
18 REA, Sam	0	0	.000	9	43	.209	4	22	.182	5	21	.238	0	0	.000	4	10	.400	10	12	0.8	
8 REBAR, Hanna	0	0	.000	22	75	.293	15	35	.429	7	40	.175	2	5	.400	9	20	.450	26	14	1.9	
17 VALDEZ, Briana	0	0	.000	2	9	.222	1	1	1.000	1	8	.125	0	0	.000	2	4	.500	0	4	0.0	
15 WILLIAMS, Kourtney	0	1	.000	5	26	.192	2	16	.125	3	11	.273	0	3	.000	3	8	.375	9	9	1.0	
Totals	0	3	.000	191	705	.271	93	316	.294	98	392	.250	6	24	.250	71	180	.394	192	222	0.9	
Opponents	0	0	.000	225	770	.292	113	394	.287	112	376	.298	9	25	.360	64	183	.350	203	219	0.9	

Player	pinch hitting			w/runners in scoring pos			w/runner on 3rd and LT 2 out			with 2 outs			success adv runners			2- rns			rch	rch	kl
	h	ab	avg	h	ab	avg	rbi	ops	pct	h	ab	avg	adv	ops	pct	rbi	w/out	lob	err	fc	kl
16 BLAGG, Grace	0	3	.000	0	2	.000	0	0	.000	0	1	.000	1	2	.500	0	2	2	0	0	0
4 CLARK, Katie	1	1	1.000	8	18	.444	2	3	.667	12	25	.480	16	30	.533	4	7	16	4	2	2
5 GASTELO, Sally	1	9	.111	4	19	.211	2	5	.400	5	19	.263	11	30	.367	4	2	8	1	4	1
14 GERECKE, Hannah	1	2	.500	0	11	.000	0	1	.000	3	15	.200	8	19	.421	1	1	10	1	3	5
0 GRAHMANN, Camille	0	1	.000	2	11	.182	0	1	.000	2	13	.154	8	19	.421	0	4	11	0	1	5
6 GREGORY, Lacy	0	0	.000	12	24	.500	5	6	.833	5	32	.156	25	44	.568	7	8	18	5	1	1
2 GREGORY, Lindsay	0	0	.000	2	18	.111	2	6	.333	6	19	.316	14	32	.438	4	9	12	1	0	3
9 HOLGUIN, Miranda	0	0	.000	0	1	.000	0	1	.000	0	2	.000	1	2	.500	0	0	0	2	0	0
21 MAKAWA, Rhylie	1	1	1.000	7	16	.438	1	1	1.000	7	23	.304	17	35	.486	5	3	18	0	1	4
11 OCHOTNICKI, Nicole	0	0	.000	7	19	.368	2	6	.333	9	27	.333	25	43	.581	5	11	6	1	4	2
3 PERELLA, Harley	0	0	.000	5	19	.263	0	2	.000	5	19	.263	14	34	.412	3	8	18	0	3	2
18 REA, Sam	1	5	.200	3	14	.214	0	0	.000	3	17	.176	9	23	.391	3	2	13	1	3	5
8 REBAR, Hanna	0	0	.000	11	24	.458	3	7	.429	10	26	.385	19	37	.514	3	3	10	3	1	4
17 VALDEZ, Briana	0	2	.000	0	0	.000	0	0	.000	0	0	.000	2	2	1.000	0	0	0	1	0	1
15 WILLIAMS, Kourtney	1	4	.250	2	12	.167	1	1	1.000	2	11	.182	7	17	.412	2	3	14	1	3	1
Totals	6	28	.214	63	208	.303	18	40	.450	69	249	.277	177	369	.480	41	63	161	21	26	36
Opponents	5	19	.263	80	279	.287	28	58	.483	80	272	.294	212	446	.475	54	65	195	25	19	40

Player	vs left			vs right			w/runners			w/bases empty			vs leadoff			with 2 outs			fly	gnd	fly/
	h	ab	avg	h	ab	avg	h	ab	avg	h	ab	avg	rch	ops	pct	h	ab	avg	out	out	gnd
12 LINDSEY, Ally	3	13	.231	13	40	.325	9	25	.360	7	28	.250	6	13	.462	11	25	.440	15	17	0.9
20 PRIEST, Maria	32	111	.288	82	253	.324	58	193	.301	56	171	.327	29	81	.358	30	119	.252	67	139	0.5
8 REBAR, Hanna	0	0	.000	0	3	.000	0	3	.000	0	0	.000	0	0	.000	0	3	.000	0	2	0.0
7 TRAUTWEIN, Hope	44	132	.333	51	218	.234	46	173	.266	49	177	.277	29	89	.326	39	125	.312	121	61	2.0
Totals	79	256	.309	146	514	.284	113	394	.287	112	376	.298	64	183	.350	80	272	.294	203	219	0.9
Opponents	17	93	.183	174	615	.283	93	316	.294	98	392	.250	71	180	.394	69	249	.277	192	222	0.9

Player	app	gs	ip/app	*h/g	*r/g	*er/g	*bb/g	*so/g	k/bb	*2b/g	*3b/g	*hr/g	*fo/g	*go/g	*bf/g	sba	att	pct
	12 LINDSEY, Ally	9	2	1.48	8.40	7.35	6.30	6.83	3.15	0.5	2.62	0.00	1.05	7.88	8.93	37.80	2	3
20 PRIEST, Maria	18	12	4.61	9.61	5.99	4.30	1.69	3.29	2.0	1.94	0.08	0.76	5.65	11.72	33.99	5	6	.833
8 REBAR, Hanna	2	0	0.33	0.00	0.00	0.00	0.00	10.50	99.0	0.00	0.00	0.00	0.00	21.00	31.50	0	0	.000
7 TRAUTWEIN, Hope	21	13	4.21	7.53	3.49	3.01	2.38	6.10	2.6	1.74	0.32	0.48	9.59	4.83	31.54	5	7	.714
Totals	27	27	6.86	8.50	4.87	3.81	2.38	4.65	2.0	1.89	0.19	0.64	7.67	8.27	33.09	12	16	.750
Opponents	27	27	6.73	7.36	4.47	3.70	2.43	4.59	1.9	0.96	0.15	1.27	7.40	8.55	31.52	30	36	.833

# MISCELLANEOUS STATS

**Longest Winning Streak**..... 11 games  
February 9-23, 2014

**Longest Losing Streak** ..... 14 games (twice)  
Feb. 16-March 6, 2007  
April 13-May 7, 2016

**Largest Margin of Victory**..... 18 runs  
vs. Prairie View A&M, 18-0

**Largest Margin of Defeat** ..... 14 runs  
vs. Middle Tennessee (4/18/2004)

**Longest Game Played (innings)** ..... 13  
vs. Troy (5/9/08)

**Home Runs In One Inning**..... 3  
last vs. Iowa State (3/14/18) in the fourth inning

**Most Hits In A Doubleheader**..... 31  
vs. Northwestern State (4/2/08)

**Most Doubles In A Doubleheader** ..... 10  
vs. Northwestern State (4/2/08)

**Back-to-Back Triples In a Single Game**  
Middle Tennessee (4/14/06)

#### Home Run in First Hit of Season

Susan Waters vs. Texas A&M (2/4/04)  
Jessica Lynn vs. UTA (3/17/09)  
Caitlin Grimes vs. Sam Houston (2/11/12)  
Sarah McGann vs. Memphis (2/9/13)  
Taylor Schoblocher vs. Texas Southern (2/6/15)  
Kelli Schkade at Arizona (2/12/16)  
Hanna Rebar vs. UMass Lowell (2/12/17)  
Hanna Rebar at Louisiana Monroe (2/8/18)

#### Most Home Runs In A Single Game

4; vs. James Madison; Feb. 7, 2014  
4; vs. Austin Peay; March 3, 2012  
4; at Western Kentucky; April 19, 2009  
4; at Middle Tennessee; Apr 16, 2005  
4; vs Louisiana-Monroe; Feb 24, 2006  
4; at Florida Atlantic; Mar 25, 2007  
4; Northern Colorado; Mar 27, 2004

#### Lead-off Game with Home Run

Katya Muller, five times  
Mariza Martinez vs. Texas State (2/10/08)  
Mariza Martinez vs. FIU (3/29/09)  
Brooke Foster vs. Baylor (2/24/13)  
Brooke Foster at Texas Tech (3/28/14)  
Brooke Foster at UTEP (3/30/14)  
Kelli Schkade vs. Southern Miss (3/14/15)  
Kat Strunk vs. UTEP (5/3/15)  
Kelli Schkade, seven times  
Katie Clark at UTSA (3/17/18)

#### Inside The Park Home Run

Stephanie Cranmer vs. New Mexico State (4/30/05) at Denia Park  
Stephanie Cranmer vs. Western Kentucky (5/8/05) at Denia Park  
Karly Williams vs. Troy (3/16/13) at Lovelace Stadium

#### Pinch-Hit Home Run

Christen Jonse vs. Louisiana-Monroe (3/11/07)  
Christen Jonse vs. Central Arkansas (3/21/07)  
Jessica Lynn vs. UTA (3/17/09)  
Caitlin Grimes vs. FIU (3/28/09)  
Taylor Schoblocher vs. Troy (3/16/13)  
Jackie Miller vs. Middle Tennessee (4/20/13)

#### No Hitter

Kristina Fowler vs. Louisiana Monroe (3/1/06)  
Ashley Lail vs. South Alabama (3/13/09)  
Ashley Lail vs. Troy (4/11/09)  
Ashley Kirk/Lauren Poole vs. Troy (4/11)  
Ashley Kirk vs. ULM (4/27/13)  
Ashley Kirk vs. ULM (4/29/13)

#### Grand Slams

Katya Muller vs. Sam Houston State (2/12/06)  
Rebecca Waters vs. UTSA (3/19/08)  
Lisa Johnson vs. Baylor (3/31/09)  
Rebecca Waters vs. Colorado State (2/20/10)  
Rebecca Waters vs. Troy (4/17/10)  
Mallory Cantler vs. Baylor (3/16/11)  
Lisa Johnson vs. Austin Peay (3/3/12)  
Dani Hoff vs. Middle Tennessee (3/18/12)  
Jordan Terry vs. WKU (3/23/13)  
Brooke Foster vs. Middle Tennessee (4/21/13)  
Taylor Schoblocher vs. UTA (4/30/13)  
Brooke Foster vs. Tulsa (5/4/14)  
Kat Strunk at Marshall (4/4/15)  
Brooke Foster vs. UTEP (5/3/15)  
Hanna Rebar vs. Nicholls (3/4/18)

#### Two Home Runs In A Single Games

Christen Jonse vs. Central Arkansas (3/21/07)  
Katya Muller, three times  
Kelei Walker, twice  
Susan Waters, eight times  
Jonna Williams vs. St. Mary's College (3/31/06)  
Jennifer Smith vs. ULL (4/26/09)  
Mallory Cantler, twice  
Maddelyn Fraley vs. UTSA (2/25/11)  
Mariza Martinez vs. FAU (4/9/11)  
Caitlin Grimes, twice  
Ashley McCarroll, twice  
Brooke Foster vs. FIU (3/25/12)  
Taylor Schoblocher vs. Troy (3/17/13)  
Jordan Terry vs. WKU (3/23/13)  
Kat Strunk vs. UTSA (3/15/14)  
Kelli Schkade vs. Nebraska-Omaha (2/12/16)  
Lindsay Gregory at Texas Tech (3/5/17)  
Lacy Gregory at Louisiana Monroe (2/8/18)  
Sally Gastelo vs. UT Arlington (3/4/18)  
Katie Clark at UTSA (3/17/18)  
Sam Rea at UTSA (3/17/18)

#### Four-Hit Single-Game Performances

Stephanie Cranmer, twice  
Monica Garcia vs. Texas A&M-CC (2/16/07)  
Katya Muller, four times  
Mariza Martinez vs. UC Riverside (2/28/10)  
Lisa Johnson, twice  
Brooke Foster, twice  
Taylor Schoblocher, three times  
Kelli Schkade, twice  
Karly Williams vs. UTSA (3/12/16)  
Harley Perella vs. Georgia Tech (4/10/16)  
Lindsay Gregory vs. Southern Miss (4/9/17)  
Lacy Gregory at Louisiana Monroe (2/8/18)

# 2018 HITTING SUPERLATIVES

## Battingavg

1. 4 CLARK, Katie	.366
2. 11OCHOTNICKI, Nicole	.325
3. 21 MAKAWAWE, Rhyllie	.316
4. 2 GREGORY, Lindsay	.299
5. 8 REBAR, Hanna	.293

## Runscored

1. 4 CLARK, Katie	17
2. 6 GREGORY, Lacy	14
3. 8 REBAR, Hanna	13
4. 2 GREGORY, Lindsay	12
5. 21 MAKAWAWE, Rhyllie	10

## Doubles

1. 6 GREGORY, Lacy	6
2. 2 GREGORY, Lindsay	6
3. 5 GASTELO, Sally	3
21 MAKAWAWE, Rhyllie	3
11OCHOTNICKI, Nicole	3

## Totabases

1. 8 REBAR, Hanna	47
2. 4 CLARK, Katie	45
3. 6 GREGORY, Lacy	43
4. 11OCHOTNICKI, Nicole	37
5. 2 GREGORY, Lindsay	28

## Sacbunts

1. 11OCHOTNICKI, Nicole	7
2. 2 GREGORY, Lindsay	6
3. 0 GRAHMANN, Camille	4
3 PERELLA, Harley	4
6 GREGORY, Lacy	4

## Earnedrunavg

1. 7 TRAUTWEIN, Hope	3.01
2. 20 PRIEST, Maria	4.30
3. 12 LINDSEY, Ally	6.30

## Wins

1. 7 TRAUTWEIN, Hope	6
20 PRIEST, Maria	6

## Inningspitched

1. 7 TRAUTWEIN, Hope	88.1
2. 20 PRIEST, Maria	83.0
3. 12 LINDSEY, Ally	13.1

## Fieldingpct

1. 18 REA, Sam	1.000
14 GERECHE, Hannah	1.000
4 CLARK, Katie	1.000
17 VALDEZ, Briana	1.000
16 BLAGG, Grace	1.000

## Assists

1. 2 GREGORY, Lindsay	41
2. 20 PRIEST, Maria	35
3 PERELLA, Harley	35
4. 6 GREGORY, Lacy	27

## Sluggingpct

1. 18 REA, Sam	.628
2. 8 REBAR, Hanna	.627
3. 4 CLARK, Katie	.549
4. 6 GREGORY, Lacy	.524
5. 11OCHOTNICKI, Nicole	.481

## Hits

1. 4 CLARK, Katie	30
2. 11OCHOTNICKI, Nicole	25
3. 6 GREGORY, Lacy	23
4. 8 REBAR, Hanna	22
5. 2 GREGORY, Lindsay	20

## Triples

1. 6 GREGORY, Lacy	1
3 PERELLA, Harley	1
4 CLARK, Katie	1
2 GREGORY, Lindsay	1

## Walks

1. 6 GREGORY, Lacy	10
2. 2 GREGORY, Lindsay	9
8 REBAR, Hanna	9
4. 0 GRAHMANN, Camille	7
21 MAKAWAWE, Rhyllie	7

## Sacflies

1. 4 CLARK, Katie	2
2. 2 GREGORY, Lindsay	1
11OCHOTNICKI, Nicole	1
8 REBAR, Hanna	1
6 GREGORY, Lacy	1

## Opposingbatavg

1. 7 TRAUTWEIN, Hope	.271
2. 12 LINDSEY, Ally	.302
3. 20 PRIEST, Maria	.313

## Losses

1. 20 PRIEST, Maria	9
2. 7 TRAUTWEIN, Hope	6

## Battersstruckout

1. 7 TRAUTWEIN, Hope	77
2. 20 PRIEST, Maria	39
3. 12 LINDSEY, Ally	6
4. 8 REBAR, Hanna	1

## Chances

1. 11OCHOTNICKI, Nicole	155
2. 21 MAKAWAWE, Rhyllie	152
3. 2 GREGORY, Lindsay	92
4. 6 GREGORY, Lacy	68
5. 3 PERELLA, Harley	63

## Errors

1. 3 PERELLA, Harley	9
2. 2 GREGORY, Lindsay	6
3. 11OCHOTNICKI, Nicole	4
4. 9 HOLGUIN, Miranda	3

## Onbasepct

1. 21 MAKAWAWE, Rhyllie	.409
2. 2 GREGORY, Lindsay	.385
3. 11OCHOTNICKI, Nicole	.384
4. 4 CLARK, Katie	.372
5. 8 REBAR, Hanna	.365

## Runs batted in

1. 6 GREGORY, Lacy	24
2. 8 REBAR, Hanna	21
3. 4 tied at..	10

## Homeruns

1. 8 REBAR, Hanna	8
2. 18 REA, Sam	6
3. 4 CLARK, Katie	4
6 GREGORY, Lacy	4
5. 2 tied at.....	3

## Hit by pitch

1. 21 MAKAWAWE, Rhyllie	2
11OCHOTNICKI, Nicole	2
3. 4 tied at.....	1

## Stolerbases

1. 4 CLARK, Katie	9
2. 3 PERELLA, Harley	4
3. 2 GREGORY, Lindsay	3
0 GRAHMANN, Camille	3
5. 4 tied at.....	2

## Won-losspct

1. 7 TRAUTWEIN, Hope	.500
2. 20 PRIEST, Maria	.400
3. 12 LINDSEY, Ally	.000

## Saves

1. 20 PRIEST, Maria	1
---------------------	---

## Appearances

1. 7 TRAUTWEIN, Hope	21
2. 20 PRIEST, Maria	18
3. 12 LINDSEY, Ally	9
4. 8 REBAR, Hanna	2

## Putouts

1. 21 MAKAWAWE, Rhyllie	142
2. 11OCHOTNICKI, Nicole	138
3. 2 GREGORY, Lindsay	45
4. 6 GREGORY, Lacy	39
18 REA, Sam	39

## Fieldingdoubleplays

1. 21 MAKAWAWE, Rhyllie	3
2. 3 PERELLA, Harley	2
3. 5 tied at..	1