



# NORTH TEXAS SOFTBALL

Communications Assistant (Softball contact): Josh Yonis  
 Phone: (817) 899-6499 • Email: josh.yonis@unt.edu

Website: MeanGreenSports.com • Facebook: Facebook.com/MeanGreenSB • Twitter: @MeanGreenSB • Instagram: @MeanGreenSB • #GMG • #MGSB

## GAMES 1-3

## MARDI GRAS CLASSIC

# 2018 SCHEDULE

Overall: 0-0 • C-USA: 0-0

DATE	OPPONENT	TIME/RESULT
2/8	UL Monroe !	6:00 p.m.
2/8	Central Arkansas !	8:00 p.m.
2/9	Tenn.-Martin !	1:00 p.m.
2/16	Bowling Green #	11:15 a.m.
2/17	Mount St. Mary's #	9:00 a.m.
2/17	Elon #	11:15 a.m.
2/18	Rhode Island #	9:00 a.m.
2/20	Texas Southern	3/5:00 p.m.
2/23	Creighton %	1:30 p.m.
2/24	Prairie View A&M %	2:30 p.m.
2/24	Grambling %	4:30 p.m.
2/25	Grambling %	11:00 a.m.
2/25	Prairie View A&M %	1:00 p.m.
3/2	Tulsa ^	1:30 p.m.
3/3	UT Arlington ^	2:30 p.m.
3/3	Nicholls ^	4:30 p.m.
3/4	Nicholls ^	11:00 a.m.
3/4	UT Arlington ^	1:00 p.m.
3/10	Charlotte *	1/3:00 p.m.
3/11	Charlotte *	Noon
3/13	Pacific	Noon
3/13	UConn	2:30 p.m.
3/14	Iowa State	Noon/2:00 p.m.
3/17	UT San Antonio *	1/3:00 p.m.
3/18	UT San Antonio *	1:00 p.m.
3/20	Baylor	6:00 p.m.
3/24	LA Tech *	1/3:00 p.m.
3/25	LA Tech *	1:00 p.m.
3/30	FAU *	3/5:00 p.m.
3/31	FAU *	11:00 a.m.
4/4	Sam Houston State	6:00 p.m.
4/7	Mississippi Valley State	1/3:00 p.m.
4/8	Mississippi Valley State	Noon
4/11	Houston Baptist	6:00 p.m.
4/14	UTEP *	2/4:00 p.m.
4/15	UTEP *	2:00 p.m.
4/18	Abilene Christian	6:00 p.m.
4/21	Florida International *	1/3:00 p.m.
4/22	Florida International *	Noon
4/25	Oklahoma	6:00 p.m.
4/28	Southern Mississippi *	1/3:00 p.m.
4/29	Southern Mississippi *	1:00 p.m.
5/5	UAB *	1/3:00 p.m.
5/6	UAB *	Noon
5/10	Conference USA Tournament Begins	

**Bold denotes home game**  
 \* - Conference USA game  
 ! - Mardi Gras Classic  
 # - Elon Softball Classic  
 % - Schutt Invitational  
 ^ - North Texas Invitational

ALL GAME TIMES ARE CENTRAL

### NORTH TEXAS MEAN GREEN (0-0, 0-0 C-USA)



#### Mardi Gras Classic

Date Feb. 8-9 | All Day  
 Venue ..... Geo-Surfaces Field  
 Location ..... Monroe, La.  
 Live Stats ..... StatBroadcast  
 Live Tweets ... @MeanGreenSB  
 TV ..... N/A  
 Radio ..... N/A  
 Series ..... UL Monroe (19-8)  
 ..... Central Arkansas (3-0)  
 ..... Tenn.-Martin (2-0)



## PREVIEW

The North Texas softball team begins the 2018 campaign with three games at the Mardi Gras Classic, hosted by UL Monroe Feb. 8-9 at Geo-Surfaces Field.

The Mean Green finished 25-31 in 2017 and concluded their season with a first-round loss to Charlotte at the Conference USA Tournament.

North Texas boasts a combined 24-8 alltime record against their scheduled opponents, including a 19-8 mark against former Sun Belt foe ULM.

In their final season in the Sun Belt, the Mean Green swept a three-game slate against the Warhawks in Denton.

## NORTH TEXAS STORYLINES

### PRESEASON HONOR

Sophomore Lacy Gregory was named one of 16 players on Conference USA's Preseason All-Conference Team.

Gregory earned C-USA All-Freshman honors in 2017, batting .317 with 53 hits, seven home runs and team highs in doubles (11) and RBI (34).

It marks the second year in a row that a North Texas softball player has garnered preseason all-conference honors after former Mean Green star Kelli Schkade was named Preseason All-C-USA in 2017.

Florida Atlantic's Emily Lochten was named the Preseason Player of the Year and Florida International's Shannon Saile was named the Preseason Pitcher of the Year.

### EIGHT IS GREAT

North Texas was picked to finish eighth in the league standings, behind Western Kentucky and just ahead of Southern Mississippi.

Louisiana Tech, the reigning conference tournament champion, was selected as the preseason favorite with four first-place votes.

#### 2018 Preseason Poll

1. Louisiana Tech (4)
2. FIU (7)
3. Florida Atlantic
4. Charlotte
5. Marshall
6. UAB
7. WKU
8. North Texas
9. Southern Miss
10. UTSA
11. Middle Tennessee
12. UTEP

**BY THE NUMBERS**

**69**

North Texas stole 69 bases as a team in 2017, which ranks third in program history, and posted the second-best percentage in school history (.811). In 2016, the Mean Green stole a program-best 81 bases.

**7**

Last season, Mean Green pitchers combined for a school-record seven shutouts.

**61**

With 579 career putouts, junior infielder Rhylye Makawe needs 61 to pass Caitlin Grimes for fifth in program history.

**3**

North Texas has lost its last three season-openers but has won neutral season-openers on the last two occasions in 2013 and 2014.

**8**

A year after finishing seventh in the C-USA standings, the Mean Green were picked to finish eighth in the C-USA preseason poll.

**9**

North Texas features nine new faces on the roster in 2018, including six freshman and three transfers.

**4**

The Mean Green are slated to take on four NCAA tournament teams from last season, including the two-time defending champion Oklahoma Sooners.

**NEW KIDS ON THE BLOCK**

North Texas' 2017 roster features nine new faces, including six signees, two junior college transfers and one Division I transfer.

**FRESHMEN**

- Miranda Holguin, Utility
- Ally Lindsey, Pitcher
- Maria Priest, Infield/Pitcher
- Hope Trautwein, Pitcher
- Briana Valdez, Infield
- Kourtney Williams, Utility

**TRANSFERS**

- Katie Clark, Outfield (Stephen F. Austin)
- Sally Gastelo, Outfield (Arizona Western)
- Sam Rea, First Base (Phoenix College)

**TOURNAMENT TEAMS**

Head coach Tracey Kee is a firm believer in building a program through a tough schedule and the 2018 slate epitomizes that belief.

The Mean Green will face the two-time defending national champion Oklahoma Sooners on April 25, and has games scheduled versus three other NCAA tournament teams from a year ago: Baylor, Louisiana Tech and Tulsa.

Only the game against Baylor will be played on the road.

**YOUTH OF THE NATION**

Of the 19 individuals on the 2018 North Texas softball roster, 12 are freshman or sophomores.

**HOME SWEET HOME**

The Mean Green have found success at home under Kee. Since 2014, North Texas is 53-41 (.564) at Lovelace Stadium including a program-best 18 home wins in 2014.

On the road in Kee's tenure, the team is just 26-62 (.295). The Mean Green play 30 of their 56 games at home this season.

**CLIMBING THE LADDER**

North Texas head coach Tracey Kee currently sits at No. 32 among active Division I coaches with 779 career wins under her belt. In 2018, the Mean Green will face off against nine coaches in the top 60 for active wins.

**CHASING THE CENTURY MARK**

In four seasons at the helm, coach Kee has 97 wins and lies three short of becoming the second coach in program history to record 100 wins (TJ Hubbard, 161).

**GOOD COMPANY**

Coach Kee rounded out her 2018 coaching staff with the hiring of former Stephen F. Austin head coach Gay McNutt as a volunteer assistant coach.

McNutt served as a Division I head coach for 22 seasons between Northwestern State, Southern Mississippi and SFA, compiling a 565-649 record (.465).

Between Kee and McNutt, the Mean Green coaching staff has combined for 1,344 wins at the Division I level.

A four-time Southland Conference Coach of the Year between Northwestern State and SFA, McNutt was also named the 2004 Conference USA Coach of the Year at Southern Mississippi.

**UNI SWAG**

North Texas is making the move from Russell Athletic to Nike uniforms in 2018 and will don six jerseys and three pairs of pants for a total of 18 different uniform combinations.

**TWINNING**

Lindsay and Lacy Gregory (Kingwood, Texas) are identical twins, making them just the second set of twins to play for North Texas' softball team. The first set of twins was Jennifer and Jessica Lynn in 2009.

The Gregory twins both earned a spot on the C-USA All-Freshman team in 2017. Lacy led the team in doubles (11) and RBI (34), and Lindsay ranked second on the team with a .319 BA in conference play.

## LOOKING FORWARD

- Following the Mardi Gras Classic, the Mean Green will travel to Elon, N.C., to participate in the Elon Softball Classic, along with Bowling Green, Mount St. Mary’s and Rhode Island. North Texas opens against Bowling Green at 11:15 a.m. on Friday, Feb. 16.
- North Texas will return to Lovelace Stadium for its home opener against Texas Southern, a doubleheader at 3 & 5 p.m. on Tuesday, Feb. 20.
- The Mean Green open Conference USA play against Charlotte with a three-game series set to begin on March 10.

### NORTH TEXAS MEDIA SERVICES

#### Who to contact:

**Josh Yonis:** 940-369-8329 (Office)  
817-899-6499 (Cell)  
E-mail: josh.yonis@unt.edu

**Eric Capper:** 940-565-2476 (Office)  
940-367-0727 (Cell)  
E-mail: eric.capper@unt.edu

#### Practice Coverage

Media must contact Josh Yonis 24 hours prior to view, film or photograph practices.

#### Credentials For Media

Those wishing to cover North Texas must contact Josh Yonis for credentials for home and away games.

#### Post-Practice Interviews

There are no interviews following practice. Special exemptions may be granted to those who **make a request more than 24 hours in advance.**

All out of town media with request for coach Kee, assistant coaches or players must contact Josh Yonis.

#### Post-Game Interviews

The North Texas locker room is closed to all members of the media. Head coach Tracey Kee and requested players will be available for interviews following a brief cooling off period. Postgame interviews at Lovelace Stadium will be held at the field.

## SMARTY PANTS

Four North Texas softball players earned National Fastpitch Coaches Association (NFCA) Division I All-America Scholar-Athlete honors for the 2016-17 season.

The student-athletes who received the recognition are Camille Grahmann, Lacy Gregory, Nicole Ochotnicki and Kelli Schkade. In order to make the list, student-athletes must maintain at least a 3.5 grade point average or higher.

## REUNITED

Sophomores Hanna Rebar and Katie Clark are reuniting in Denton after both transferred in from Stephen F. Austin. Rebar came in as a mid-year transfer in 2017, and Clark joins the Mean Green as a mid-year transfer for 2018.

The two were roommates in Nacogdoches and are once again living together in Denton. The duo was recruited by volunteer assistant coach Gay McNutt, who coached the Lady Jacks from 2008-16.

## REWRITING HISTORY

The Mean Green are looking to avoid a fourth-straight losing season for the first time since 2006-09, when the team went 97-135 (.418).

Since recording a program-high 31 wins in 2014, North Texas is 66-95 (.410) over the last three seasons.

### NORTH TEXAS QUICK FACTS

LOCATION ..... DENTON, TEXAS  
FOUNDED ..... 1890  
PRESIDENT ..... DR. NEAL SMATRESK  
ENROLLMENT ..... 37,973  
FOUNDED ..... 1890  
ATHLETIC DIRECTOR ..... WREN BAKER  
NICKNAME ..... MEAN GREEN  
COLORS ..... GREEN AND WHITE  
HOME ARENA ..... LOVELACE STADIUM  
CAPACITY ..... 371  
FIRST YEAR OF SOFTBALL IN NEW ERA... 2004  
CONFERENCE ..... CONFERENCE USA  
HEAD COACH ..... TRACEY KEE  
OVERALL RECORD ..... 779-479-1 (20 seasons)  
RECORD AT NORTH TEXAS ..... 97-117 (4 seasons)

### MEAN GREEN TEAM RECORD

OVERALL ..... 376-583-1  
NEW ERA ..... 339-447-1  
BEST SINGLE SEASON RECORD ..... **31-22**

### CURRENT TEAM STREAKS

WINS ..... 0  
HOME WINS ..... 2  
AWAY WINS ..... 0  
NEUTRAL WINS ..... 0  
C-USA WINS ..... 0  
C-USA LOSSES ..... 4  
HOME LOSSES ..... 0  
AWAY LOSSES ..... 9  
NEUTRAL LOSSES ..... 1  
NON-CONFERENCE WINS ..... 0  
NON-CONFERENCE LOSSES ..... 1

### THE MEAN GREEN

ALL NORTH TEXAS ATHLETIC TEAMS ARE REFERRED TO AS “**NORTH TEXAS**” AND THE “**MEAN GREEN.**” **DO NOT** USE THE TERMS “UNT,” “NORTH TEXAS STATE,” OR “EAGLES,” TO DESCRIBE A NORTH TEXAS ATHLETIC TEAM.



# Tracey Kee

**Head Coach**

**Fifth Year ▶ East Carolina '90**

Tracey Kee is entering her fifth season at North Texas as one of the winningest active coaches in NCAA Division I, boasting a career record of 781-479-1. Hired in August 2013, she became the fourth Mean Green softball head coach in the current era. In her four years, Kee has led the program to record heights and several program records and firsts.

The 2017 squad rebounded after a disappointing 2016 campaign, securing 25 wins with the 10th-toughest non-conference schedule in the nation and the 36th-toughest overall schedule. The Mean Green tallied 11 conference wins, good for the No. 7 seed in the Conference USA Championship tournament, its third under Kee. Three players garnered all-conference honors as Kelli Schkade was named to the first team, while Lindsay and Lacy Gregory were named to the All-Freshman squad. Schkade went on to become the program's first All-American.

The 2016 team set a program record for steals in a season (81) and matched the highest batting average mark (.279). The 81 steals was good for an average of 1.47 a game, the 47th best mark in Division I.

In three of Kee's four seasons at North Texas, the team's defense has been ranked in the top-50 nationally, peaking at No. 5 in the 2015 season (.978).

In 2014, Kee took the Mean Green to the most wins in the program's 12-year history with 31 victories. In 2015, North Texas upset No. 7 Baylor on the road in Waco, the highest ranked team that the Mean Green have defeated in program history and just their second-ever top-25 win. And then, in 2016, North Texas received votes in one of the national polls for the first time in school history after knocking off No. 21 Baylor two times in Waco. The Mean Green knocked-off a nationally-ranked Baylor yet again in 2017, securing a 3-2 extra-inning victory in Waco.

Under Kee, North Texas has had first-team All-Conference USA selections in four straight years and six all-conference selections overall in three years, including Kat Strunk, a two-time honoree and the 2014 C-USA Newcomer of the Year, the first specialty award in program history. Schkade also garnered first-team honors in 2016-17.

In 2015, Taylor Schoblocher earned Amateur Softball Association/USA Softball National Player of the Week honors, the program's first national award.

As a team, under Kee, the Mean Green have set several records, including the most conference wins (14, 2014), most runs scored (272, 2014), most RBI (242, 2014), highest batting average (.279, 2014, '16), highest fielding percentage (.978, 2015) and fewest errors committed (30, 2015).

In 2014, Ashley Kirk broke the single-season wins record with 22 victories and single-season strikeout record with 214. In 2015, Schoblocher set the single-season marks for on-base percentage (.477), slugging percentage (.833) and finished with the second-best single-season batting average (.389), second-most home runs (17) and total bases (120).

Off the field, North Texas softball graduates Lauren Poole and Madison Thompson were awarded the Jim Castaneda Postgraduate Scholarship in consecutive years, the first and second North Texas athletes to receive the honor in school's first two years of conference membership.

Kee has also coached six National Fastpitch Coaches Association All-America Scholar Athletes at North Texas (Sarah Barker, Mackenzie Grimes, Jami Schkade, Kelli Schkade, Shelbie Smith and Madison Thompson).

Prior to North Texas, Kee compiled a 684-362 record in 16 seasons as the East Carolina head coach, and guided the Pirates to four NCAA Tournament appearances including three in her last five years. Kee and her staff were also named a NFCA Mideast Region Coaching Staff of the Year honoree twice.

She also captured nine league championships, with back-to-back C-USA Tournament titles in 2010 and 2011. From 2009 to 2011, no Conference USA program won more games than East Carolina's 125.

Kee played her high school ball at Saint Gertrude in Richmond, Va., from 1983-86 before a stellar career for East Carolina from 1987-1990. In 2009, she was inducted into the St. Gertrude Athletic Hall of Fame. In 2014, she was inducted into the Central Virginia Amateur Softball Association Hall of Fame.

She graduated from ECU in May 1990 with a bachelor's degree in physical education and, in 1995, earned her master's degree from ECU in exercise and sport science with a concentration in physical education.

## The Kee File

**Hometown:** Richmond, Virginia  
**High School:** Saint Gertrude (Va.) H.S.  
**Alma Mater**  
 East Carolina University, 1990 (B.S.)  
 East Carolina University, 1995 (M.E.)

### Coaching Career

**Overall Record:** 779-479-1 (20 years)  
**At North Texas:** 97-117 (Four years)

### Coaching Experience

**2013-present:** University of North Texas, Head Coach  
**1997-2012:** East Carolina University, Head Coach  
**1991-96:** East Carolina University, Assistant Coach

### Championships Won

- 1997** - Big South Regular Season
- 1998** - Big South Regular Season
- 1999** - Big South Regular Season  
Big South Tournament
- 2000** - East Coast Athletic Conference Tournament
- 2001** - East Coast Athletic Conference Tournament
- 2010** - Conference USA Regular Season  
Conference USA Tournament
- 2011** - Conference USA Tournament

### Coaching Awards

- 2010 & 2011**- NCAA Mideast Coaching Staff of the Year
- 2005, 2009 & 2010** - Conference USA Coach of the Year
- 1997** - Big South Conference Coach of the Year

### Collegiate Experience

- 1987-1990:** East Carolina
- \* Four-year starter at catcher or third base, two-time captain, recipient of the Texas Gulf Outstanding Female Scholar-Athlete Award

### Accolades

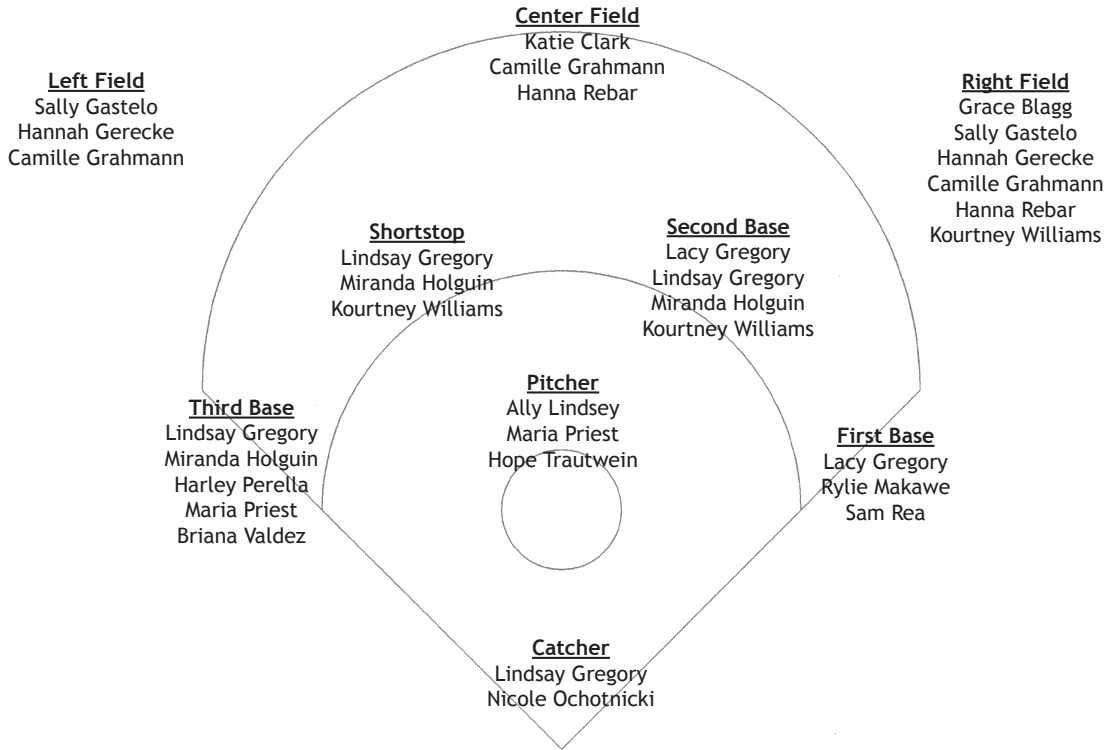
- \* Inducted into the Saint Gertrude High School Athletic Hall of Fame in Richmond, Virginia
- \* Inducted into into the Central Virginia ASA Hall of Fame
- \* Won three USSSA All-World titles in slow-pitch

# 2018 Roster

## ↳ ALPHABETICAL ROSTER

No.	Player	Ht.	Cl.	Pos.	B/T	Hometown (Last School)
16	Grace Blagg	5-3	Sr.	OF	L/R	Denton, TX (North Central Texas College)
4	Katie Clark	5-3	So.	OF	L/L	Katy, TX (Katy HS)
10	Lauren Craine	5-7	Jr.	P	R/R	Aledo, TX (Aledo HS)
5	Sally Gastelo	5-5	Jr.	OF	R/R	Yuma, AZ (Arizona Western College)
14	Hannah Gerecke	5-7	Jr.	OF	R/R	La Grange, TX (La Grange HS)
00	Camille Grahmann	5-2	So.	OF	L/R	Hallettsville, TX (Hallettsville HS)
6	Lacy Gregory	5-5	So.	IF	R/R	Kingwood, TX (Kingwood HS)
2	Lindsay Gregory	5-5	So.	UT	R/R	Kingwood, TX (Kingwood HS)
9	Miranda Holguin	5-1	Fr.	UT	R/R	Cibolo, TX (Steele HS)
12	Ally Lindsey	5-9	Fr.	P	R/R	Flower Mound, TX (Marcus HS)
21	Rhylie Makawe	5-5.5	Jr.	IF	R/R	Aledo, TX (Aledo HS)
11	Nicole Ochotnicki	5-8	So.	C	R/R	Cedar Park, TX (Vista Ridge HS)
3	Harley Perella	5-5	Jr	IF	R/R	Frisco, TX (Heritage HS)
20	Maria Priest	5-9	Fr.	IF/P	R/R	Stonewall, OK (Latta HS)
18	Sam Rea	5-6	Jr.	1B	L/L	Scottsdale, AZ (Phoenix College)
8	Hanna Rebar	5-8	So.	OF	R/R	San Antonio, TX (Stephen F. Austin)
7	Hope Trautwein	5-11	Fr.	P	R/R	Pflugerville, TX (Hendrickson HS)
17	Briana Valdez	5-4	Fr.	IF	R/R	El Paso, TX (Eastlake HS)
15	Kourtney Williams	5-3	Fr.	UT	R/R	Keller, TX (Keller HS)

**Head Coach:** Tracey Kee  
**Associate Head Coach:** Natalie Kozlowski  
**Assistant Coach:** Christina Merrida  
**Volunteer Assistant:** Gay McNutt



## Overall Statistics

Record: 25-31 Home: 13-7 Away: 4-21 Neutral: 8-3 C-USA: 11-13

Player	avg	gp-gs	ab	r	h	2b	3b	hr	rbi	tb	slg%	bb	hp	so	gdp	ob%	sf	sh	sb-att	po	a	e	fld%		
9 SCHKADE, Kelli	.346	56-56	185	41	64	8	5	9	26	109	.589	18	4	10	1	.415	0	3	22-24	100	78	15	.922		
6 GREGORY, Lacy	.317	56-56	167	22	53	11	1	7	34	87	.521	16	4	27	2	.386	2	5	4-4	100	28	4	.970		
2 GREGORY, Lindsay	.307	55-54	163	19	50	10	0	3	22	69	.423	13	5	24	0	.374	1	11	9-10	123	65	7	.964		
0 GRAHMANN, Camille	.240	47-31	100	16	24	0	2	0	3	28	.280	6	2	23	1	.296	0	0	10-12	19	0	0	1.000		
3 PERELLA, Harley	.234	55-51	141	16	33	9	1	4	23	56	.397	9	9	38	0	.317	2	2	6-8	54	94	11	.931		
14 GERECKE, Hannah	.223	51-46	121	14	27	4	0	3	14	40	.331	14	2	29	0	.312	1	2	6-6	68	1	0	1.000		
18 GREGORY, Danielle	.222	39-32	81	9	18	5	0	0	9	23	.284	12	2	13	0	.330	2	2	5-7	58	6	4	.941		
8 REBAR, Hanna	.213	51-46	122	19	26	3	0	5	20	44	.361	21	2	36	0	.338	0	3	3-5	55	0	2	.965		
11 OCHOTNICKI, Nicole	.202	49-46	119	5	24	7	0	1	7	34	.286	8	5	36	1	.280	0	5	0-1	167	24	4	.979		
4 THOMPSON, Bailey	.173	48-42	104	11	18	2	0	0	2	20	.192	13	0	23	0	.265	0	5	2-3	78	3	3	.964		
21 MAKAWA, Rhylie	.152	43-42	99	11	15	0	0	0	6	15	.152	16	10	26	1	.328	0	4	1-2	249	17	3	.989		
-----																									
16 BLAGG, Grace	.000	24-2	12	5	0	0	0	0	0	0	.000	0	0	7	0	.000	0	0	1-3	3	0	0	1.000		
Totals	.249	56	1414	188	352	59	9	32	166	525	.371	146	45	292	6	.337	8	42	69-85	1088	353	54	.964		
Opponents	.297	56	1486	272	441	83	12	47	256	689	.464	138	36	178	3	.368	13	33	48-60	1106	403	60	.962		

LOB - Team (361), Opp (348). DPs turned - Team (16), Opp (16). IBB - Team (3), Schkade, K 3, Opp (2). Picked off - Ochotnicki 1.

### (All games Sorted by Earned run avg)

Player	era	w-l	app	gs	cg	sho	sv	ip	h	r	er	bb	so	2b	3b	hr	b/avg	wp	hp	bk	sfa	sha
15 UNDERWOOD, Stacey	3.58	12-14	38	29	13	3/0	2	168.1	194	108	86	64	97	31	6	16	.285	2	20	2	6	11
17 ELDER, Jessica	3.91	8-11	32	15	8	2/0	1	112.2	139	84	63	38	47	27	4	15	.301	1	8	0	5	14
10 CRAINE, Lauren	6.34	5-6	27	12	3	2/0	0	81.2	108	80	74	36	34	25	2	16	.314	3	8	0	2	8
Totals	4.30	25-31	56	56	24	7/0	3	362.2	441	272	223	138	178	83	12	47	.297	6	36	2	13	33
Opponents	2.63	31-25	56	56	23	9/7	5	369.1	352	188	139	146	292	59	9	32	.249	10	45	2	8	42

PB - Team (8), Ochotnicki 7, Gregory, Li 1, Opp (4). Pickoffs - Team (0), Opp (1). SBA/ATT - Ochotnicki (40-52), Underwood, S (20-27), Elder (16-20), Craine (12-13), Gregory, Li (8-8).

## Conference USA Statistics

Record: 11-13 Home: 10-2 Away: 1-11 C-USA: 11-13

Player	avg	gp-gs	ab	r	h	2b	3b	hr	rbi	tb	slg%	bb	hp	so	gdp	ob%	sf	sh	sb-att	po	a	e	fld%		
9 SCHKADE, Kelli	.343	24-24	70	22	24	4	3	5	11	49	.700	14	3	2	0	.471	0	2	9-10	37	39	2	.974		
2 GREGORY, Lindsay	.319	24-24	69	9	22	4	0	1	11	29	.420	8	3	9	0	.407	1	8	3-4	63	28	5	.948		
6 GREGORY, Lacy	.260	24-24	73	8	19	4	1	2	13	31	.425	7	3	9	2	.345	1	2	3-3	32	11	2	.956		
0 GRAHMANN, Camille	.257	19-10	35	4	9	0	1	0	2	11	.314	0	1	6	0	.278	0	0	4-5	4	0	0	1.000		
8 REBAR, Hanna	.241	22-21	54	9	13	1	0	4	12	26	.481	13	1	14	0	.397	0	2	1-3	22	0	1	.957		
3 PERELLA, Harley	.226	23-19	53	5	12	1	1	1	9	18	.340	5	3	14	0	.323	1	0	3-4	24	40	4	.941		
11 OCHOTNICKI, Nicole	.208	20-19	48	0	10	5	0	0	1	15	.313	3	0	13	0	.255	0	2	0-1	64	13	1	.987		
14 GERECKE, Hannah	.196	20-19	46	4	9	1	0	1	3	13	.283	6	1	11	0	.302	0	1	1-1	18	1	0	1.000		
18 GREGORY, Danielle	.184	20-17	49	6	9	4	0	0	5	13	.265	5	1	7	0	.268	1	1	3-3	34	4	1	.974		
4 THOMPSON, Bailey	.118	18-16	34	4	4	0	0	0	2	4	.118	6	0	9	0	.250	0	5	0-0	29	1	1	.968		
21 MAKAWA, Rhylie	.096	23-23	52	5	5	0	0	0	2	5	.096	9	5	13	1	.288	0	3	0-1	137	12	1	.993		
-----																									
16 BLAGG, Grace	.000	2-0	0	2	0	0	0	0	0	0	.000	0	0	0	0	.000	0	0	0-0	0	0	0	.000		
Totals	.233	24	583	78	136	24	6	14	71	214	.367	76	21	107	3	.341	4	26	27-35	471	161	18	.972		
Opponents	.299	24	625	90	187	35	2	13	86	265	.424	50	12	71	3	.359	6	22	23-29	478	175	25	.963		

LOB - Team (154), Opp (154). DPs turned - Team (7), Opp (8). IBB - Team (1), Schkade, K 1, Opp (1). Picked off - Ochotnicki 1.

### (C-USA games only Sorted by Earned run avg)

Player	era	w-l	app	gs	cg	sho	sv	ip	h	r	er	bb	so	2b	3b	hr	b/avg	wp	hp	bks	sfa	sha
17 ELDER, Jessica	1.85	4-5	13	7	6	2/0	0	53.0	53	23	14	17	21	9	1	6	.266	0	2	0	2	11
15 UNDERWOOD, Stacey	3.47	4-7	15	14	6	1/0	0	76.2	97	47	38	26	40	17	1	4	.310	0	8	2	3	6
10 CRAINE, Lauren	4.35	3-1	8	3	2	1/0	0	27.1	37	20	17	7	10	9	0	3	.327	0	2	0	1	5
Totals	3.08	11-13	24	24	14	4/0	0	157.0	187	90	69	50	71	35	2	13	.299	0	12	2	6	22
Opponents	2.81	13-11	24	24	13	2/1	3	159.1	136	78	64	76	107	24	6	14	.233	5	21	0	4	26

PB - Team (5), Ochotnicki 4, Gregory, Li 1, Opp (2). Pickoffs - Team (0), Opp (1). SBA/ATT - Ochotnicki (19-25), Underwood, S (12-15), Elder (5-7), Craine (6-7), Gregory, Li (4-4).

## 2017 FINAL CONFERENCE USA STANDINGS

Standings	C-USA Games			All Games			Stk.
	W	L	Pct.	W	L	Pct.	
<b>West</b>							
Louisiana Tech	16	8	.667	38	24	.613	L1
UAB	12	12	.500	21	33	.389	L1
North Texas	11	13	.458	25	31	.446	L2
Southern Mississippi	9	14	.391	27	26	.509	W3
UT San Antonio	9	15	.375	21	32	.396	W2
UTEP	6	18	.250	12	36	.250	W1
<b>East</b>							
Marshall	20	4	.833	42	12	.778	L1
Florida International	17	6	.739	46	15	.754	L1
Florida Atlantic	15	9	.625	35	21	.625	L1
Charlotte	11	12	.478	30	23	.566	L1
Western Kentucky	10	13	.435	32	30	.516	L1
Middle Tennessee	6	18	.250	19	30	.388	L3

### Team Leaders

BA .....	.346, Kelli Schkade
Slugging .....	.589, Kelli Schkade
OBP .....	.415, Kelli Schkade
Runs.....	41, Kelli Schkade
Hits .....	64, Kelli Schkade
RBI.....	34, Lacy Gregory
Doubles .....	11, Lacy Gregory
Triples.....	5, Kelli Schkade
Home Runs.....	9, Kelli Schkade
Walks.....	21, Hanna Rebar
Stolen Bases .....	22, Kelli Schkade
ERA .....	3.58, Stacey Underwood
IP.....	168.1, Stacey Underwood
K.....	97, Stacey Underwood
Wins .....	12, Stacey Underwood
Saves .....	2, Stacey Underwood
Fielding .....	.985, Rhylie Makawe

### Conference Leaders

BA .....	1.000, Preslee Galloway (LA Tech)
Slugging .....	1.000, Preslee Galloway (LA Tech)
OBP .....	1.000, Preslee Galloway (LA Tech)
Runs.....	58, Emily Lochten (FAU)
Hits .....	79, Morgan Zerkle (Marshall)
RBI.....	52, Taylor McCord (Marshall)/Stephanie Texeira (FIU)
Doubles .....	18, Jazlyn Crowder (LA Tech)
Triples.....	7, Destini England (UAB)
Home Runs.....	18, Emily Lochten (FAU)
Walks.....	50, Stephanie Texeira (FIU)
Stolen Bases .....	59, Elicia D'Orazio (Marshall)
ERA .....	1.51, Shannon Saile (FIU)
IP.....	280.2, Jordan Dixon (Marshall)
K.....	294, Jordan Dixon (Marshall)
Wins .....	31, Jordan Dixon (Marshall)
Saves .....	4, Shannon Saile (FIU)
Fielding ....	1.000, Cassandra Castle (FIU)/Morgan Turkoly (LA Tech)



# GAME SUMMARY

Date	Opponent	ab	r	h	rbi	2b	3b	hr	tb	bb	ibb	sb	cs	hbp	sac	sf	qdp	k	po	a	e	lob	avg
Feb 11	ARKANSAS	17	0	3	0	0	0	0	3	2	0	1	0	1	0	0	0	7	15	4	2	5	.176
Feb 11	UMASS LOWELL	33	6	9	6	3	0	2	18	1	0	0	1	1	0	0	0	6	24	11	2	6	.240
Feb 12	UMASS LOWELL	26	6	6	6	3	0	1	12	3	0	3	0	0	0	0	0	4	21	4	0	5	.237
Feb 12	ARKANSAS	25	0	3	0	0	0	0	3	1	0	0	0	0	0	0	0	7	21	8	1	5	.208
Feb 17	vs Lamar	26	6	9	5	1	1	1	15	3	0	1	0	0	0	0	0	0	21	5	1	5	.236
Feb 17	vs GCU	27	3	9	3	1	0	0	10	3	0	4	0	0	1	0	0	5	18	2	1	7	.253
Feb 18	vs Lamar	26	2	4	2	2	0	0	6	2	0	1	0	2	0	0	0	8	21	4	2	7	.239
Feb 18	vs GCU	25	3	4	3	0	0	2	10	1	0	3	0	1	1	0	0	7	21	5	2	4	.229
Feb 19	at Baylor	29	3	6	3	2	0	0	8	0	0	0	0	0	2	0	0	9	24	7	1	5	.226
Feb 24	at UNC-Wilmington	25	0	3	0	0	0	0	3	0	0	1	1	4	0	0	0	8	18	5	3	8	.216
Feb 24	vs Appalachian State	24	1	4	1	1	0	0	5	2	0	1	0	0	0	0	0	7	21	4	1	4	.212
Feb 25	vs Maryland-Balt. Coun.	30	6	13	5	1	1	0	16	0	0	7	0	0	2	0	0	4	21	6	0	8	.233
Feb 25	vs Appalachian State	33	7	12	7	2	0	1	17	1	0	0	0	0	0	0	1	6	21	6	2	6	.246
Feb 26	at UNC-Wilmington	29	2	8	1	1	0	0	9	2	0	1	0	1	1	0	0	8	18	6	2	10	.248
Mar 1	SAINT FRANCIS	22	2	6	1	0	0	1	9	3	0	2	1	2	1	0	0	3	21	7	1	8	.249
Mar 1	SAINT FRANCIS	22	2	4	2	2	0	0	6	3	0	0	0	0	1	0	0	6	18	7	2	6	.246
Mar 03	vs WSU	28	7	11	7	4	0	2	21	5	0	0	0	1	0	1	0	6	21	6	1	10	.255
Mar 04	vs WSU	35	14	13	11	2	0	2	21	7	0	1	0	2	1	0	0	6	21	8	2	10	.263
Mar 04	at Texas Tech	32	5	9	3	1	0	0	10	4	2	0	1	1	0	1	0	4	18	7	1	12	.265
Mar 05	at Texas Tech	38	12	17	9	1	0	3	27	5	0	0	0	1	1	0	0	4	21	5	2	12	.277
*Mar 11	TEXAS-EL PASO	22	2	6	2	2	0	0	8	2	0	2	0	0	2	0	0	3	21	9	0	6	.277
*Mar 11	TEXAS-EL PASO	27	8	11	8	0	1	1	16	3	0	2	1	0	1	1	0	3	21	3	1	6	.283
*Mar 12	TEXAS-EL PASO	23	9	7	7	0	1	1	12	7	0	3	0	1	1	0	0	0	18	6	1	7	.284
Mar 15	OKLAHOMA STATE	25	2	5	1	0	0	0	5	1	0	0	1	0	0	0	1	3	21	6	0	3	.280
*Mar 18	at FIU	25	3	2	1	1	0	0	3	9	0	0	1	0	0	0	0	11	18	7	1	10	.273
*Mar 18	at FIU	22	1	4	1	0	0	1	7	6	0	2	0	1	1	0	0	6	19	8	2	8	.270
*Mar 19	at FIU	19	0	3	0	0	0	0	3	4	0	0	2	1	2	0	0	5	18	5	1	5	.267
*Mar 25	UTSA	28	6	10	6	3	0	1	16	3	0	1	0	1	3	0	0	2	21	7	0	9	.271
*Mar 25	UTSA	17	1	1	1	1	0	0	2	7	0	3	1	2	1	0	0	3	21	4	0	8	.266
*Mar 26	UTSA	25	7	6	6	0	0	1	9	6	0	4	1	1	1	0	0	5	21	8	2	8	.265
Mar 29	at UT Arlington	30	3	9	3	1	0	1	13	1	0	2	0	0	0	0	0	4	21	9	1	7	.266
*Apr 1	at Charlotte	16	0	2	0	1	0	0	3	4	0	0	0	0	1	0	0	3	12	2	1	6	.264
*Apr 1	at Charlotte	27	3	7	2	0	0	0	7	2	0	2	0	2	2	0	0	7	18	6	2	9	.263
*Apr 02	at Charlotte	29	6	8	6	3	1	1	16	8	0	2	0	1	0	0	0	4	18	6	1	11	.264
Apr 05	STEPHEN F. AUSTIN	24	6	9	5	2	0	0	11	6	0	2	0	1	2	0	1	0	21	8	0	9	.267
*Apr 08	SOUTHERN MISS	29	4	4	4	0	0	2	10	1	0	1	0	0	2	0	0	6	27	8	1	2	.263
*Apr 08	SOUTHERN MISS	25	1	6	1	2	0	0	8	0	0	0	0	1	3	0	0	1	21	7	1	7	.262
*Apr 09	SOUTHERN MISS	28	9	12	8	3	1	0	17	2	0	0	1	1	0	1	0	5	21	8	0	5	.267
Apr 12	at Oklahoma State	18	1	3	1	0	0	0	3	1	0	0	0	1	0	0	0	4	12	3	0	4	.265
*Apr 14	at UAB	23	2	3	2	0	0	1	6	3	1	0	1	2	1	0	0	6	20	7	0	6	.262
*Apr 14	at UAB	21	1	3	1	1	0	1	7	0	0	0	0	1	2	0	0	10	18	7	0	2	.260
*Apr 15	at UAB	28	1	7	1	1	0	1	11	2	0	2	0	1	0	0	0	9	21	6	0	9	.259
Apr 18	at Oklahoma	20	0	2	0	0	0	0	2	0	0	0	0	1	0	0	0	3	16	9	1	3	.257
Apr 19	at Abilene Christian	29	2	8	2	1	0	1	12	0	0	2	0	0	0	0	0	12	18	11	1	6	.257
*Apr 22	FLORIDA ATLANTIC	27	1	7	1	2	0	0	9	1	0	1	0	1	1	0	1	2	21	8	0	8	.257
*Apr 22	FLORIDA ATLANTIC	27	3	8	3	2	0	0	10	1	0	1	0	0	1	1	0	2	21	8	1	7	.258
*Apr 23	FLORIDA ATLANTIC	20	2	3	2	0	1	1	8	0	0	0	0	3	0	0	0	2	21	10	0	3	.256
Apr 26	at Texas	23	0	4	0	0	0	0	4	3	0	1	0	0	2	0	0	8	18	6	1	7	.255
*Apr 29	at Louisiana Tech	25	3	6	3	1	0	2	13	2	0	0	0	0	0	0	1	6	18	7	0	3	.254
*Apr 30	at Louisiana Tech	27	4	6	4	1	1	0	9	2	0	0	0	1	1	0	0	4	18	6	2	6	.254
*Apr 30	at Louisiana Tech	23	1	4	1	0	0	0	4	1	0	1	0	0	0	1	1	2	18	8	1	3	.252
May 05	at Florida	21	0	3	0	0	0	0	3	1	0	2	0	1	0	0	0	9	15	3	0	5	.251
May 06	at Florida	17	0	3	0	1	0	0	4	2	0	1	1	0	0	0	0	7	13	4	1	4	.250
May 06	vs Florida A&M	21	6	8	5	1	1	0	11	4	0	5	1	0	1	2	0	2	21	8	0	4	.252
May 07	at Florida	25	1	5	1	1	0	1	9	1	0	0	1	2	0	0	0	14	18	3	1	6	.251
May 10	vs Charlotte	26	2	4	2	1	0	0	5	2	0	1	0	1	0	0	0	4	18	5	1	6	.249
Totals		1414	188	352	166	59	9	32	525	146	3	69	16	45	42	8	6	292	1088	353	54	361	.249

**BROADCAST BIOS**



**00**  
**CAMILLE GRAHMANN**  
 GRAH-MIN  
 SO • Outfield • 5-2  
 Hallettsville, Texas  
 Hallettsville HS

**CAREER GAME HIGHS**  
 Runs: 3, at Texas Tech (3/5/17)  
 Hits: 3, at Texas Tech (3/5/17)  
 HR: 0  
 RBI: 2 at LA Tech (4/30/17)  
 TB: 4, last at LA Tech (4/30/17)

**2017 SEASON GAME HIGHS**  
 At Bats: 4, last vs. UTSA (3/25/17)  
 Hits: 3, at Texas Tech (3/5/17)  
 HR: 0  
 RBI: 2 at LA Tech (4/30/17)  
 TB: 4, last at LA Tech (4/30/17)



**2**  
**LINDSAY GREGORY**  
 SO • Infield • 5-5  
 Kingwood, Texas  
 Kingwood HS

**CAREER GAME HIGHS**  
 Runs: 2, last vs. Florida A&M (5/6/17)  
 Hits: 4, vs. Southern Miss (4/9/17)  
 HR: 2, at Texas Tech (3/4/17)  
 RBI: 3, last vs. Southern Miss (4/9/17)  
 TB: 9, at Texas Tech (3/4/17)

**2017 SEASON GAME HIGHS**  
 Runs: 2, last vs. Florida A&M (5/6/17)  
 Hits: 4, vs. Southern Miss (4/9/17)  
 HR: 2, at Texas Tech (3/4/17)  
 RBI: 3, last vs. Southern Miss (4/9/17)  
 TB: 9, at Texas Tech (3/4/17)



**3**  
**HARLEY PERELLA**  
 PUH-REL-LA  
 JR • Infield • 5-5  
 Frisco, Texas  
 Heritage HS

**CAREER GAME HIGHS**  
 Runs: 3, last vs. Wichita State (3/4/17)  
 Hits: 4 vs. Georgia Tech (4/10/16)  
 HR: 1, last vs. UTEP (3/11/17)  
 RBI: 4, last vs. UTEP (3/11/17)  
 TB: 6, last vs. UMBC (2/25/17)

**2017 SEASON GAME HIGHS**  
 Runs: 3, last vs. Wichita State (3/4/17)  
 Hits: 3, last vs. UTEP (3/12/17)  
 HR: 1, last vs. UTEP (3/11/17)  
 RBI: 4, last vs. UTEP (3/11/17)  
 TB: 6, last vs. UMBC (2/25/17)



**4**  
**KATIE CLARK**  
 SO • Outfield • 5-3  
 Katy, Texas  
 Stephen F. Austin

**CAREER GAME HIGHS**  
 Runs: 1, last at Texas A&M (2/19/17)  
 Hits: 3, at Texas A&M (2/19/17)  
 HR: 0  
 RBI: 2, last at Texas A&M (2/19/17)  
 TB: 4, at Texas A&M (2/19/17)

**2017 SEASON GAME HIGHS**  
 Runs: 1, last at Texas A&M (2/19/17)  
 Hits: 3, at Texas A&M (2/19/17)  
 HR: 0  
 RBI: 2, last at Texas A&M (2/19/17)  
 TB: 4, at Texas A&M (2/19/17)



**5**  
**SALLY GASTELO**  
 JR • Outfield • 5-5  
 Yuma, Ariz.  
 Arizona Western

**CAREER GAME HIGHS\***  
 Runs: 4, at Eastern Arizona (4/29/17)  
 Hits: 4, last at Eastern Arizona (4/29/17)  
 HR: 1, last at South Mountain (4/15/17)  
 RBI: 7, at Chandler-Gilbert (3/21/17)  
 TB: 6, at Chandler-Gilbert (3/21/17)

**2017 SEASON GAME HIGHS\***  
 Runs: 4, at Eastern Arizona (4/29/17)  
 Hits: 4, last at Eastern Arizona (4/29/17)  
 HR: 1, last at South Mountain (4/15/17)  
 RBI: 7, at Chandler-Gilbert (3/21/17)  
 TB: 6, at Chandler-Gilbert (3/21/17)

\* - statistics from junior college



**6**  
**LACY GREGORY**  
 SO • Infield • 5-5  
 Kingwood, Texas  
 Kingwood HS

**CAREER GAME HIGHS**  
 Runs: 2, last vs. Florida A&M (5/6/17)  
 Hits: 3, last at UT Arlington (3/29/17)  
 HR: 1, last at Florida (5/7/17)  
 RBI: 4, vs. Wichita State (3/4/17)  
 TB: 6, last at Florida (4/7/17)

**2017 GAME HIGHS**  
 Runs: 2, last vs. Florida A&M (5/6/17)  
 Hits: 3, last at UT Arlington (3/29/17)  
 HR: 1, last at Florida (5/7/17)  
 RBI: 4, vs. Wichita State (3/4/17)  
 TB: 6, last at Florida (4/7/17)

• Led the team with 34 RBI and 11 doubles in 2017



**7**  
**HOPE TRAUTWEIN**  
 TROUT-WINE  
 FR • Pitcher • 5-11  
 Pflugerville, Texas  
 Hendrickson HS

**CAREER GAME HIGHS**  
 IP: N/A  
 K: N/A

**2017 GAME HIGHS**  
 IP: N/A  
 K: N/A

• District 13-6A Pitcher of the Year in 2017

**BROADCAST BIOS**



**8**

**HANNA REBAR**  
**SO • Outfield • 5-8**  
**San Antonio, Texas**  
**Stephen F. Austin**

**CAREER GAME HIGHS**

Runs: 2, last vs. SFA (4/5/17)  
 Hits: 2, last vs. Southern Miss (4/9/17)  
 HR: 1, last vs. UAB (4/14/17)  
 RBI: 3, vs. Southern Miss (4/8/17)  
 TB: 4, vs. Southern Miss (4/8/17)

**2017 GAME HIGHS**

Runs: 2, last vs. SFA (4/5/17)  
 Hits: 2, last vs. Southern Miss (4/9/17)  
 HR: 1, last vs. UAB (4/14/17)  
 RBI: 3, vs. Southern Miss (4/8/17)  
 TB: 4, vs. Southern Miss (4/8/17)

- Led the team with 21 walks and recorded eight multi-RBI games in 2017



**9**

**MIRANDA HOLGUIN**  
**OL-GEEN**  
**FR • Utility • 5-0**  
**Cibolo, Texas**  
**Steele HS**

**CAREER GAME HIGHS**

Runs: N/A  
 Hits: N/A  
 HR: N/A  
 RBI: N/A  
 TB: N/A

**2017 GAME HIGHS**

Runs: N/A  
 Hits: N/A  
 HR: N/A  
 RBI: N/A  
 TB: N/A

- Second Team All-District 25-6A recognition all four seasons



**10**

**LAUREN CRAINE**  
**JR • Pitcher • 5-7**  
**Aledo, Texas**  
**Aledo HS**

**CAREER GAME HIGHS**

IP: 7, last vs. UTSA (3/25/17)  
 K: 6, vs. Appalachian State (2/25/17)

**2017 GAME HIGHS**

IP: 7, last vs. UTSA (3/25/17)  
 K: 6, vs. Appalachian State (2/25/17)

- Redshirting in 2018 due to injury



**11**

**NICOLE OCHOTNICKI**  
**OHCH-OTT-NICKI**  
**SO • Catcher • 5-8**  
**Cedar Park, Texas**  
**Vista Ridge HS**

**CAREER GAME HIGHS**

Runs: 1, last at Charlotte (5/10/17)  
 Hits: 2, last vs. LA Tech (4/30/17)  
 HR: 1 vs. UMass Lowell (2/12/17)  
 RBI: 2, vs. SFA (4/5/17)  
 TB: 4 vs. UMass Lowell (2/12/17)

**2017 GAME HIGHS**

Runs: 1, last at Charlotte (5/10/17)  
 Hits: 2, last vs. LA Tech (4/30/17)  
 HR: 1 vs. UMass Lowell (2/12/17)  
 RBI: 2, vs. SFA (4/5/17)  
 TB: 4 vs. UMass Lowell (2/12/17)

- Five multi-hit games in 2017



**12**

**ALLY LINDSEY**  
**FR • Pitcher • 5-9**  
**Flower Mound, Texas**  
**Marcus HS**

**CAREER GAME HIGHS**

IP: N/A  
 K: N/A

**2017 GAME HIGHS**

IP: N/A  
 K: N/A

- District 5-6A Pitcher of the Year as a senior



**14**

**HANNAH GERECKE**  
**GER-KEY**  
**JR • Outfield • 5-7**  
**La Grange, Texas**  
**La Grange HS**

**CAREER GAME HIGHS**

Runs: 2, vs. Wichita State (3/4/17)  
 Hits: 3 vs. FIU (4/3/16)  
 HR: 1, last at LA Tech (4/29/17)  
 RBI: 2, vs. Southern Miss (4/9/17)  
 TB: 6, at Texas Tech (3/5/17)

**2017 GAME HIGHS**

Runs: 2, vs. Wichita State (3/4/17)  
 Hits: 2, vs. FAU (4/22/17)  
 HR: 1, last at LA Tech (4/29/17)  
 RBI: 2, vs. Southern Miss (4/9/17)  
 TB: 6, at Texas Tech (3/5/17)

- Set career highs in starts (46), hits (27), RBI (14) and home runs (three) in 2017



**15**

**KOURTNEY WILLIAMS**  
**FR • Utility • 5-2**  
**Keller, Texas**  
**Keller HS**

**CAREER GAME HIGHS**

Runs: N/A  
 Hits: N/A  
 HR: N/A  
 RBI: N/A  
 TB: N/A

**2017 GAME HIGHS**

Runs: N/A  
 Hits: N/A  
 HR: N/A  
 RBI: N/A  
 TB: N/A

- Member of back-to-back state champion teams in 2016-17

**BROADCAST BIOS**



**16**

**GRACE BLAGG**  
**SR • Outfield • 5-3**  
**Denton, Texas**  
**NCTC**

**CAREER GAME HIGHS**  
 Runs: 1, last vs. Charlotte (5/10/17)  
 Hits: 0  
 HR: 0  
 RBI: 0  
 TB: 0

**2017 GAME HIGHS**  
 Runs: 1, last vs. Charlotte (5/10/17)  
 Hits: 0  
 HR: 0  
 RBI: 0  
 TB: 0

• Only returning senior on the team



**17**

**BRIANA VALDEZ**  
**FR • Infield • 5-4**  
**El Paso, Texas**  
**Eastlake HS**

**CAREER GAME HIGHS**  
 Runs: N/A  
 Hits: N/A  
 HR: N/A  
 RBI: N/A  
 TB: N/A

**2017 GAME HIGHS**  
 Runs: N/A  
 Hits: N/A  
 HR: N/A  
 RBI: N/A  
 TB: N/A

• District 2-5A Co-MVP in 2017



**18**

**SAM REA**  
**RAY**  
**JR • First Base • 5-6**  
**Scottsdale, Ariz.**  
**Phoenix College**

**CAREER GAME HIGHS\***  
 Runs: 4, vs. Central Arizona (2/23/16)  
 Hits: 3, last vs. Chandler-Gilbert (4/23/17)  
 HR: 1, last vs. Lansing CC (5/18/17)  
 RBI: 5, at Paradise Valley CC (3/18/17)  
 TB: 8, vs. Chandler-Gilbert (4/23/17)

**2017 GAME HIGHS\***  
 Runs: 3, vs. Pima CC (3/4/17)  
 Hits: 2, last vs. Potomac St. (5/17/17)  
 HR: 1, last vs. Lansing CC (5/18/17)  
 RBI: 5, at Paradise Valley CC (3/18/17)  
 TB: 6, last vs. South Mountain (5/6/17)

\* - statistics from junior college



**20**

**MARIA PRIEST**  
**FR • Infield/Pitcher • 5-9**  
**Stonewall, Okla.**  
**Latta HS**

**CAREER GAME HIGHS**  
 IP: N/A  
 K: N/A

**2017 GAME HIGHS**  
 IP: N/A  
 K: N/A

• Earned fast pitch and slow pitch all-state honors as a senior



**21**

**RHYLIE MAKAWA**  
**MA-KA-WEE**  
**JR • Infield • 5-5.5**  
**Aledo, Texas**  
**Aledo HS**

**CAREER GAME HIGHS**  
 Runs: 2, last at FIU (3/18/17)  
 Hits: 3, at Texas Tech (3/5/17)  
 HR: 1 (six times)  
 RBI: 3, vs. Houston Baptist (3/6/16)  
 TB: 6, (two times)

**2017 GAME HIGHS**  
 Runs: 2, last at FIU (3/18/17)  
 Hits: 3, at Texas Tech (3/5/17)  
 HR: 0  
 RBI: 2, vs. Wichita State (3/4/17)  
 TB: 3, last at Texas Tech (3/5/17)

• 61 putouts from passing Caitlin Grimes for fifth in school history (640)

## Player Profiles



**Grace  
Blagg**

**Outfield**

Sr. ▶ 5-3 ▶ L/R  
Denton, TX ▶ (NCTC)

- Made NCAA debut against Arkansas on Feb. 11
- Earned a spot as a walk-on in 2016
- Only returning senior on the team

**BLAGG, Grace**

Year	avg	gp-gs	ab	r	h	2b	3b	hr	rbi	tb	slg%	bb	hbp	so	gdp	ob%	sf	sh	sb-att	po	a	e	fld%
2017	.000	24-2	12	5	0	0	0	0	0	0	.000	0	0	7	0	.000	0	0	1-3	3	0	0	1.000
TOTAL	.000	24-2	12	5	0	0	0	0	0	0	.000	0	0	7	0	.000	0	0	1-3	3	0	0	1.000

## Player Profiles



**Katie  
Clark**

**Outfield**

---

So. ▶ 5-3 ▶ L/L  
Katy, TX ▶ (Stephen F. Austin)

---

- Ranked fourth on the team with a .229 BA as a freshman at SFA
- Freshman-year roommates with Hanna Rebar
- Recruited to SFA by volunteer assistant coach Gay McNutt

## Player Profiles



**Lauren  
Craine**

**Pitcher**

Jr. ▶ 5-7 ▶ R/R  
Aledo, TX ▶ (Aledo HS)

- Redshirting in 2018 due to injury
- Team's only returning pitcher
- Career highs in wins (5), IP (81.2) and K (34) in 2017

**CRAINE, Lauren**

Year	avg	gp-gs	ab	r	h	2b	3b	hr	rbi	tb	slg%	bb	hbp	so	gdp	ob%	sf	sh	sb-at	po	a	e	fld%
2016	.000	0-0	0	0	0	0	0	0	0	0	.000	0	0	0	0	.000	0	0	0-0	0	14	0	1.000
2017	.000	0-0	0	0	0	0	0	0	0	0	.000	0	0	0	0	.000	0	0	0-0	3	4	0	1.000
TOTAL	.000	0-0	0	0	0	0	0	0	0	0	.000	0	0	0	0	.000	0	0	0-0	3	18	0	1.000

Year	era	w-l	app	gs	cg	sho	sv	ip	h	r	er	bb	so	2b	3b	hr	bf	bavg	wp	hbp	bk	sfa	sha
2016	6.54	1-6	28	5	0	0/0	1	63.1	99	51	46	16	16	18	2	14	308	.349	2	3	1	2	3
2017	8.16	5-6	27	12	3	2/0	0	81.2	108	80	74	36	34	25	2	16	398	.314	3	8	0	2	8
TOTAL	7.45	6-12	55	17	3	2/0	1	145.0	207	131	120	52	50	43	4	30	706	.330	5	11	1	4	11

## Player Profiles



Sally  
Gastelo

Outfield

Jr. ▶ 5-5 ▶ R/R  
Yuma, AZ ▶ (Arizona Western)

- Played with Sam Rea at Phoenix College her freshman year
- Earned NJCAA All-Academic Honors with a 3.8 GPA



## Player Profiles



**Hannah  
Gerecke**

**Outfield**

Jr. ▶ 5-7 ▶ R/R  
La Grange, TX ▶ (La Grange HS)

- Started 46 of 51 games for North Texas last season
- Set career highs in starts (46), hits (27), RBI (14) and home runs (three) in 2017

GERECKE, Hannah

Year	avg	gp-gs	ab	r	h	2b	3b	hr	rbi	tb	slg%	bb	hbp	so	gdp	ob%	sf	sh	sb-at	po	a	e	fld%
2016	.227	35-16	44	6	10	3	0	0	1	13	.295	7	0	9	0	.333	0	4	3-4	26	3	2	.935
2017	.223	51-46	121	14	27	4	0	3	14	40	.331	14	2	29	0	.312	1	2	6-6	68	1	0	1.000
TOTAL	.224	86-62	165	20	37	7	0	3	15	53	.321	21	2	38	0	.317	1	6	9-10	94	4	2	.980

## Player Profiles



**Camille  
Grahmann**

**Outfield**

So. ▶ 5-2 ▶ L/R  
Hallettsville, TX ▶ (Hallettsville HS)

- Played in 47 games, including 31 starts for the Mean Green in 2017
- Her 10 stolen bases ranked second on the team
- Recorded first collegiate hit against Grand Canyon on Feb. 17

GRAHMANN, Camille

Year	avg	gp-gs	ab	r	h	2b	3b	hr	rbi	tb	slg%	bb	hbp	so	gdp	ob%	sf	sh	sb-att	po	a	e	fld%
2017	.240	47-31	100	16	24	0	2	0	3	28	.280	6	2	23	1	.296	0	0	10-12	19	0	0	1.000
TOTAL	.240	47-31	100	16	24	0	2	0	3	28	.280	6	2	23	1	.296	0	0	10-12	19	0	0	1.000

## Player Profiles



**Lacy  
Gregory**

**Infield**

So. ▶ 5-5 ▶ R/R  
Kingwood, TX ▶ (Kingwood HS)

- Preseason All-Conference USA selection
- Member of C-USA All-Freshman Team in 2017
- Led the team in RBI (34), multi-RBI games (10) and doubles (11)

GREGORY, Lacy

Year	avg	gp-gs	ab	r	h	2b	3b	hr	rbi	tb	slg%	bb	hbp	so	gdp	ob%	sf	sh	ab-att	po	a	e	fld%
2017	.317	56-56	167	22	53	11	1	7	34	87	.521	16	4	27	2	.386	2	5	4-4	100	28	4	.970
TOTAL	.317	56-56	167	22	53	11	1	7	34	87	.521	16	4	27	2	.386	2	5	4-4	100	28	4	.970

## Player Profiles



**Lindsay  
Gregory**

**Utility**


So. ▶ 5-5 ▶ R/R  
Kingwood, TX ▶ (Kingwood HS)

- Earned a spot on Conference USA's All-Freshman team in 2017
- Played in 55 games for the Mean Green, including 54 starts
- Her .319 average in conference play ranked second on the team

GREGORY, Lindsay

Year	avg	gp-gs	ab	r	h	2b	3b	hr	rbi	tb	slg%	bb	hbp	so	gdp	ob%	sf	sh	sb-att	po	a	e	fld%
2017	.307	55-54	163	19	50	10	0	3	22	69	.423	13	5	24	0	.374	1	11	9-10	123	65	7	.964
TOTAL	.307	55-54	163	19	50	10	0	3	22	69	.423	13	5	24	0	.374	1	11	9-10	123	65	7	.964

## Player Profiles



**Miranda  
Holguin**

**Utility**

Fr. ▶ 5-0 ▶ R/R  
Cibolo, TX ▶ (Steele HS)

- Earned Second Team All-District 25-6A recognition all four years of HS
- Academic All-State in 2017 and four-time academic all-district
- Steele HS Offensive Player of the Year as a freshman

## Player Profiles



Ally  
Lindsey

Pitcher

Fr. ▶ 5-9 ▶ R/R  
Flower Mound, TX ▶ (Marcus HS)

- District 5-6A Pitcher of the Year in 2017
- Three-year letterwinner under head coach Christy Tumilty
- Played travel ball with Texas Rapid Fire Gold for coach Brian Menefee

## Player Profiles



**Rhylie  
Makawe**

**Infield**

Jr. ▶ 5-5.5 ▶ R/R  
Aledo, TX ▶ (Aledo HS)

- 61 putouts from passing Caitlin Grimes for fifth in school history
- Played in 43 games, including 42 starts at first base in 2017
- Led the team with 10 hit by pitches and finished tied for third with 16

**MAKAWE, Rhylie**

Year	avg	gp-gs	ab	r	h	2b	3b	hr	rbi	tb	slg%	bb	hbp	so	gdp	ob%	sf	sh	sb-att	po	a	e	fld%
2016	.280	54-54	143	17	40	8	0	6	25	66	.462	19	10	29	1	.397	2	8	4-5	330	17	7	.980
2017	.152	43-42	99	11	15	0	0	0	6	15	.152	16	10	26	1	.328	0	4	1-2	249	17	3	.989
TOTAL	.227	97-96	242	28	55	8	0	6	31	81	.335	35	20	55	2	.368	2	12	5-7	579	34	10	.984

## Player Profiles



**Nicole  
Ochoznicki**

**Catcher**

So. ▶ 5-8 ▶ R/R  
Cedar Park, TX ▶ (Vista Ridge HS)

- Started 46 games for the Mean Green in 2017, all at catcher
- Finished her rookie campaign with five multi-hit games
- Recorded first-career hit against UMass Lowell on Feb. 11

OCHOTNICKI, Nicole

Year	avg	gp-gs	ab	r	h	2b	3b	hr	rbi	tb	slg%	bb	hbp	so	gdp	ob%	sf	sh	sb-at	po	a	e	fld%
2017	.202	49-46	119	5	24	7	0	1	7	34	.286	8	5	36	1	.280	0	5	0-1	167	24	4	.979
TOTAL	.202	49-46	119	5	24	7	0	1	7	34	.286	8	5	36	1	.280	0	5	0-1	167	24	4	.979



## Player Profiles



**Harley  
Perella**

**Infield**

Jr. ▶ 5-5 ▶ R/R  
Frisco, TX ▶ (Heritage HS)

- Started 51 games last year for North Texas, all at third base
- Named to the Conference USA Commissioner’s List Honor Roll and was a Spring Spirit of Service recipient

**PERELLA, Harley**

Year	avg	gp-gs	ab	r	h	2b	3b	hr	rbi	tb	slg%	bb	hbp	so	gdp	ob%	sf	sh	sb-att	po	a	e	fld%
2016	.292	54-53	161	20	47	10	0	5	28	72	.447	7	7	35	0	.347	1	2	6-9	40	72	6	.949
2017	.234	55-51	141	16	33	9	1	4	23	56	.397	9	9	38	0	.317	2	2	6-8	54	94	11	.931
TOTAL	.265	109-104	302	36	80	19	1	9	51	128	.424	16	16	73	0	.332	3	4	12-17	94	166	17	.939

## Player Profiles




**Maria  
Priest**

**Pitcher/Infield**

Fr. ▶ 5-9 ▶ R/R  
Stonewall, OK ▶ (Latta HS)

- Earned fast pitch and slow pitch all-state honors as a senior
- Member of school's first fast pitch state champion team in 2016
- Helped Latta girl's basketball to three state tournament appearances

## Player Profiles



Sam  
Rea

First Base

Jr. ▶ 5-6 ▶ L/L  
Scottsdale, AZ ▶ (Phoenix College)

- Earned NJCAA Third-Team All-America honors in 2017
- Two-time All-Region and All-ACCAC
- 2017 NJCAA Division II Softball Championship Regional MVP

## Player Profiles



**Hanna  
Rebar**

**Outfield**

So. ▶ 5-8 ▶ R/R  
San Antonio HS ▶ (Stephen F. Austin)

- Played in 51 games for the Mean Green, including 46 starts
- Led the team with 21 walks and finished second with eight multi-RBI games

REBAR, Hanna

Year	avg	gp-gs	ab	r	h	2b	3b	hr	rbi	tb	slg%	bb	hbp	so	gdp	ob%	sf	sh	sb-at	po	a	e	fld%
2017	.213	51-46	122	19	26	3	0	5	20	44	.361	21	2	36	0	.338	0	3	3-5	55	0	2	.965
TOTAL	.213	51-46	122	19	26	3	0	5	20	44	.361	21	2	36	0	.338	0	3	3-5	55	0	2	.965

## Player Profiles



Hope  
Trautwein

Pitcher

Fr. ▶ 5-11 ▶ R/R  
Pflugerville, TX ▶ (Hendrickson HS)

- District 13-6A Pitcher of the Year in 2017
- Two-time all-district selection, including first-team honors as a senior
- Three-time academic all-district honoree

## Player Profiles



**Briana  
Valdez**

**Infield**

Fr. ▶ 5-4 ▶ R/R  
El Paso, TX ▶ (Eastlake HS)

- District 2-5A Co-MVP in 2017 and the District 2-5A Pitcher of the Year in 2016
- Twice named First Team All-District and First Team All-City

## Player Profiles



**Kourtney  
Williams**

**Utility**

Fr. ▶ 5-2 ▶ R/R  
Keller, TX ▶ (Keller HS)

- Member of back-to-back state champion teams in 2016-17
- Four-time Academic All-District 3-6A
- Earned second team all-district honors as a sophomore

# **SITUATION RECORDS**



# **TEAM GAME HIGHS**

# MISCELLANEOUS STATS

**Longest Winning Streak**..... 11 games  
February 9-23, 2014

**Longest Losing Streak** ..... 14 games (twice)  
Feb. 16-March 6, 2007  
April 13-May 7, 2016

**Largest Margin of Victory**..... 18 runs  
vs. Prairie View A&M, 18-0

**Largest Margin of Defeat** ..... 14 runs  
vs. Middle Tennessee (4/18/2004)

**Longest Game Played (innings)** ..... 13  
vs. Troy (5/9/08)

**Home Runs In One Inning**..... 3  
vs. Middle Tennessee (4/16/05) in the sixth inning

**Most Hits In A Doubleheader**..... 31  
vs. Northwestern State (4/2/08)

**Most Doubles In A Doubleheader** ..... 10  
vs. Northwestern State (4/2/08)

**Back-to-Back Triples In a Single Game**  
Middle Tennessee (4/14/06)

## Home Run in First Hit of Season

Susan Waters vs. Texas A&M (2/4/04)  
Jessica Lynn vs. UTA (3/17/09)  
Caitlin Grimes vs. Sam Houston (2/11/12)  
Sarah McGann vs. Memphis (2/9/13)  
Taylor Schoblocher vs. Texas Southern (2/6/15)  
Kelli Schkade at Arizona (2/12/16)  
Hanna Rebar vs. UMass Lowell (2/12/17)

## Most Home Runs In A Single Game

4; vs. James Madison; Feb. 7, 2014  
4; vs. Austin Peay; March 3, 2012  
4; at Western Kentucky; April 19, 2009  
4; at Middle Tennessee; Apr 16, 2005  
4; vs Louisiana-Monroe; Feb 24, 2006  
4; at Florida Atlantic; Mar 25, 2007  
4; Northern Colorado; Mar 27, 2004

## Lead-off Game with Home Run

Katya Muller vs. New Mexico State (5/1/05)  
Katya Muller vs. Middle Tennessee (4/15/06)  
Katya Muller vs. Louisiana Monroe (2/24/06)  
Katya Muller vs. Louisiana-Lafayette (4/29/07)  
Katya Muller vs. Louisiana-Monroe (3/9/08)  
Mariza Martinez vs. Texas State (2/10/08)  
Mariza Martinez vs. FIU (3/29/09)  
Brooke Foster vs. Baylor (2/24/13)  
Brooke Foster at Texas Tech (3/28/14)  
Brooke Foster at UTEP (3/30/14)  
Kelli Schkade vs. Southern Miss (3/14/15)  
Kat Strunk vs. UTEP (5/3/15)  
Kelli Schkade at Arizona (2/12/16)  
Kelli Schkade vs. Marshall (3/19/16)  
Kelli Schkade vs. Grand Canyon (2/18/17)  
Kelli Schkade vs. St. Francis (PA) (3/1/17)  
Kelli Schkade vs. UTSA (3/5/17)  
Kelli Schkade at FIU (3/18/17)  
Kelli Schkade at Louisiana Tech (4/29/17)

## Inside The Park Home Run

Stephanie Cranmer vs. New Mexico State (4/30/05) and vs. Western Kentucky (5/8/05) Both at Denia Park  
Karly Williams vs. Troy (3/16/13) at Lovelace Stadium

## Pinch-Hit Home Run

Christen Jonse vs. Louisiana-Monroe (3/11/07)  
Christen Jonse vs. Central Arkansas (3/21/07)  
Jessica Lynn vs. UTA (3/17/09)  
Caitlin Grimes vs. FIU (3/28/09)  
Taylor Schoblocher vs. Troy (3/16/13)  
Jackie Miller vs. Middle Tennessee (4/20/13)

## No Hitter

Kristina Fowler vs. Louisiana Monroe (3/1/06)  
Ashley Lail vs. South Alabama (3/13/09)  
Ashley Lail vs. Troy (4/11/09)  
Ashley Kirk/Lauren Poole vs. Troy (4/11)  
Ashley Kirk vs. ULM (4/27/13)  
Ashley Kirk vs. ULM (4/29/13)

## Grand Slams

Katya Muller vs. Sam Houston State (2/12/06)  
Rebecca Waters vs. UTSA (3/19/08)  
Lisa Johnson vs. Baylor (3/31/09)  
Rebecca Waters vs. Colorado State (2/20/10)  
Rebecca Waters vs. Troy (4/17/10)  
Mallory Cantler vs. Baylor (3/16/11)  
Lisa Johnson vs. Austin Peay (3/3/12)  
Dani Hoff vs. Middle Tennessee (3/18/12)  
Jordan Terry vs. WKU (3/23/13)  
Brooke Foster vs. Middle Tennessee (4/21/13)  
Taylor Schoblocher vs. UTA (4/30/13)  
Brooke Foster vs. Tulsa (5/4/14)  
Kat Strunk at Marshall (4/4/15)  
Brooke Foster vs. UTEP (5/3/15)

## Two Home Runs In A Single Games

Christen Jonse vs. Central Arkansas (3/21/07)  
Katya Muller, three times  
Kelei Walker, twice  
Susan Waters, eight times  
Jonna Williams vs. St. Mary's College (3/31/06)  
Jennifer Smith vs. ULL (4/26/09)  
Mallory Cantler, twice  
Maddelyn Fraley vs. UTSA (2/25/11)  
Mariza Martinez vs. FAU (4/9/11)  
Caitlin Grimes, twice  
Ashley McCarroll, twice  
Brooke Foster vs. FIU (3/25/12)  
Taylor Schoblocher vs. Troy (3/17/13)  
Jordan Terry vs. WKU (3/23/13)  
Kat Strunk vs. UTSA (3/15/14)  
Kelli Schkade vs. Nebraska-Omaha (2/12/16)  
Lindsay Gregory at Texas Tech (3/5/17)

## Four-Hit Single-Game Performances

Stephanie Cranmer, twice  
Monica Garcia vs. Texas A&M-CC (2/16/07)  
Katya Muller, four times  
Mariza Martinez vs. UC Riverside (2/28/10)  
Lisa Johnson, twice  
Brooke Foster vs. UTSA (2/25/11)  
Brooke Foster vs. Troy (4/28/12)  
Taylor Schoblocher vs. Abilene Christian (2/20/14)  
Taylor Schoblocher vs. Boise State (2/7/15)  
Taylor Schoblocher vs. Oklahoma State (2/28/15)  
Kelli Schkade, twice  
Karley Williams vs. UTSA (3/12/16)  
Harley Perella vs. Georgia Tech (4/10/16)  
Lindsay Gregory vs. Southern Miss (4/9/17)

# 2017 HITTING SUPERLATIVES

Hitting minimums - 5 Games 15 AB 10 TPA  
Pitching minimums - 1 Games 1 IP

<b>Batting avg</b>		<b>Slugging pct</b>		<b>On base pct</b>	
1. 9 SCHKADE, Kelli	.346	1. 9 SCHKADE, Kelli	.589	1. 9 SCHKADE, Kelli	.415
2. 6 GREGORY, Lacy	.317	2. 6 GREGORY, Lacy	.521	2. 6 GREGORY, Lacy	.386
3. 2 GREGORY, Lindsay	.307	3. 2 GREGORY, Lindsay	.423	3. 2 GREGORY, Lindsay	.374
4. 0 GRAHMANN, Camille	.240	4. 3 PERELLA, Harley	.397	4. 8 REBAR, Hanna	.338
5. 3 PERELLA, Harley	.234	5. 8 REBAR, Hanna	.361	5. 18 GREGORY, Danielle	.330
<b>Runs scored</b>		<b>Hits</b>		<b>Runs batted in</b>	
1. 9 SCHKADE, Kelli	41	1. 9 SCHKADE, Kelli	64	1. 6 GREGORY, Lacy	34
2. 6 GREGORY, Lacy	22	2. 6 GREGORY, Lacy	53	2. 9 SCHKADE, Kelli	26
3. 2 GREGORY, Lindsay	19	3. 2 GREGORY, Lindsay	50	3. 3 PERELLA, Harley	23
8 REBAR, Hanna	19	4. 3 PERELLA, Harley	33	4. 2 GREGORY, Lindsay	22
5. 2 tied at.....	16	5. 14 GERECKE, Hannah	27	5. 8 REBAR, Hanna	20
<b>Doubles</b>		<b>Triples</b>		<b>Home runs</b>	
1. 6 GREGORY, Lacy	11	1. 9 SCHKADE, Kelli	5	1. 9 SCHKADE, Kelli	9
2. 2 GREGORY, Lindsay	10	2. 0 GRAHMANN, Camille	2	2. 6 GREGORY, Lacy	7
3. 3 PERELLA, Harley	9	3. 6 GREGORY, Lacy	1	3. 8 REBAR, Hanna	5
4. 9 SCHKADE, Kelli	8	3 PERELLA, Harley	1	4. 3 PERELLA, Harley	4
5. 11 OCHOTNICKI, Nicole	7			5. 2 tied at.....	3
<b>Total bases</b>		<b>Walks</b>		<b>Hit by pitch</b>	
1. 9 SCHKADE, Kelli	109	1. 8 REBAR, Hanna	21	1. 21 MAKAWA, Rhylie	10
2. 6 GREGORY, Lacy	87	2. 9 SCHKADE, Kelli	18	2. 3 PERELLA, Harley	9
3. 2 GREGORY, Lindsay	69	3. 6 GREGORY, Lacy	16	3. 2 GREGORY, Lindsay	5
4. 3 PERELLA, Harley	56	21 MAKAWA, Rhylie	16	11 OCHOTNICKI, Nicole	5
5. 8 REBAR, Hanna	44	5. 14 GERECKE, Hannah	14	5. 2 tied at.....	4
<b>Sac bunts</b>		<b>Sac flies</b>		<b>Stolen bases</b>	
1. 2 GREGORY, Lindsay	11	1. 18 GREGORY, Danielle	2	1. 9 SCHKADE, Kelli	22
2. 6 GREGORY, Lacy	5	6 GREGORY, Lacy	2	2. 0 GRAHMANN, Camille	10
11 OCHOTNICKI, Nicole	5	3 PERELLA, Harley	2	3. 2 GREGORY, Lindsay	9
4 THOMPSON, Bailey	5	4. 14 GERECKE, Hannah	1	4. 14 GERECKE, Hannah	6
5. 21 MAKAWA, Rhylie	4	2 GREGORY, Lindsay	1	3 PERELLA, Harley	6
<b>Caught stealing</b>		<b>Steal attempts</b>		<b>Stolen base pct</b>	
1. 6 tied at.....	2	1. 9 SCHKADE, Kelli	24	1. 6 GREGORY, Lacy	1.000
		2. 0 GRAHMANN, Camille	12	14 GERECKE, Hannah	1.000
		3. 2 GREGORY, Lindsay	10	3. 9 SCHKADE, Kelli	.917
		4. 3 PERELLA, Harley	8	4. 2 GREGORY, Lindsay	.900
		5. 18 GREGORY, Danielle	7	5. 0 GRAHMANN, Camille	.833
<b>Strikeouts</b>		<b>Grounded into DP</b>		<b>Total plate appearances</b>	
1. 3 PERELLA, Harley	38	1. 6 GREGORY, Lacy	2	1. 9 SCHKADE, Kelli	210
2. 8 REBAR, Hanna	36	2. 0 GRAHMANN, Camille	1	2. 6 GREGORY, Lacy	194
11 OCHOTNICKI, Nicole	36	11 OCHOTNICKI, Nicole	1	3. 2 GREGORY, Lindsay	193
4. 14 GERECKE, Hannah	29	9 SCHKADE, Kelli	1	4. 3 PERELLA, Harley	163
5. 6 GREGORY, Lacy	27	21 MAKAWA, Rhylie	1	5. 8 REBAR, Hanna	148
<b>At bats</b>		<b>Games played</b>		<b>Game starts</b>	
1. 9 SCHKADE, Kelli	185	1. 9 SCHKADE, Kelli	56	1. 9 SCHKADE, Kelli	56
2. 6 GREGORY, Lacy	167	6 GREGORY, Lacy	56	6 GREGORY, Lacy	56
3. 2 GREGORY, Lindsay	163	3. 2 GREGORY, Lindsay	55	3. 2 GREGORY, Lindsay	54
4. 3 PERELLA, Harley	141	3 PERELLA, Harley	55	4. 3 PERELLA, Harley	51
5. 8 REBAR, Hanna	122	5. 2 tied at.....	51	5. 3 tied at.....	46
<b>Games as sub</b>					
1. 16 BLAGG, Grace	22				
2. 0 GRAHMANN, Camille	16				
3. 18 GREGORY, Danielle	7				
4. 4 THOMPSON, Bailey	6				
5. 2 tied at.....	5				