



**2011**

**NORTH TEXAS FOOTBALL**

**FACT AND RECORDS BOOK**

**MEAN GREEN<sup>TM</sup>**

**FOOTBALL**



**2011**

**NORTH TEXAS FOOTBALL**

**FACT AND RECORDS BOOK**

**MEAN GREEN<sup>TM</sup>**  
**FOOTBALL**

# North Texas Athletics Department

1301 S. Bonnie Brae  
Denton, TX 76207  
Office: (940) 565-2662

**Shipping Address - Use this for overnight - FED EX / UPS**  
1301 S. Bonnie Brae  
Denton, TX 76207

**Mailing Address - US Postal Service ONLY**  
1155 Union Circle #311397  
Denton, TX 76203

[www.meangreensports.com](http://www.meangreensports.com)

**Credits:** the North Texas Media Relations Department

**Photography:** Rick Yeatts

## **Mean Green Mission Statement**

- \* To Promote and monitor the educational achievement and personal growth of student-athletes, emphasizing that their educational growth and development is the primary purpose of intercollegiate athletics
- \* To conduct an athletics program that protects and enhances the physical and educational welfare of student-athletes
- \* To provide fair and equitable opportunity for all student-athletes and staff participating in intercollegiate sport activities, regardless of gender or ethnicity
  - \* To promote the principles of good sportsmanship and honesty in compliance with the University of North Texas, state, NCAA and conference regulations
  - \* To conduct a competitive athletics program that promotes faculty, staff, student and community affiliation with the University of North Texas
  - \* To serve the community through public service and outreach activities which positively reflect on the University of North Texas and promote good will in the community.



**2 PROFILES**

Head Coach ..... 2  
 Assistant Coaches ..... 3  
 2011 Numerical Roster ..... 6  
 2011 Alphabetical Roster ..... 8  
 Profiles ..... 10  
 Newcomers ..... 27

**30 OPPONENTS**

2011 Opponents ..... 30  
 All-Time Results ..... 32

**34 2010 IN REVIEW**

Results and Statistics ..... 34  
 Individual Statistics ..... 35  
 Final Defensive Statistics ..... 38  
 Superlatives ..... 39  
 Game-By-Game Comparisons ..... 41  
 Starting Lineups ..... 42  
 Game Leaders ..... 43  
 Box Scores ..... 44  
 Honors and Awards ..... 50

**51 HISTORY**

Postseason ..... 51  
 Letterwinners ..... 55  
 Mean Green In The NFL ..... 60  
 All-Americans ..... 61  
 All-Conference Selections ..... 62  
 Conference Award Winners ..... 63

**64 RECORDS**

Scoring ..... 64  
 Rushing ..... 66  
 Passing ..... 69  
 Receiving ..... 72  
 Total Offense ..... 74  
 All-Purpose Yards ..... 75  
 Punting and Kicking ..... 76  
 Kicking ..... 77  
 Returns ..... 78  
 Defense ..... 79  
 Misc. and NCAA Leaders ..... 81  
 Conference Records ..... 82  
 Conference Annual Leaders ..... 83  
 Annual Team Statistics ..... 84  
 vs. Ranked Opponents ..... 85  
 All-Time Results ..... 86  
 Coaching Records ..... 91  
 Fouts Field Records ..... 92  
 Fouts Field Attendance ..... 93

**94 MEDIA**

Information ..... 94

↳ **2011 Team Information**

2010 Record ..... 3-9  
 Conference Record/Finish ..... 3-5 /T6th  
 Basic Offense ..... Spread  
 Basic Defense ..... 4-3  
 Lettermen Returning ..... 52  
     *Offense: 26; Defense: 23; Specialist: 3*  
 Lettermen Lost ..... 25  
     *Offense: 12; Defense: 13; Specialist: 0*  
 Starters Returning ..... 16  
     *Offense: 6; Defense: 7; Specialist: 3*  
 Starters Lost ..... 9  
     *Offense: 5; Defense: 4; Specialist: 0*

↳ **Offensive Starters Returning (6)**

Pos.	Name	Ht.	Wt.	Yr-Lt.	Career Starts
QB	Derek Thompson	6-4	220	So.-1L	1
OL	J.J. Johnson	6-2	275	Sr.-2L	25
OL	Aaron Fortenberry	6-4	300	Jr.-2L	9
OL	Matt Tomlinson	6-5	298	Sr.-2L	15
RB	Lance Dunbar	5-9	203	Sr.-3L	19
WR	Tyler Stradford	6-2	180	Sr.-1L	7

↳ **Defensive Starters Returning (7)**

Pos.	Name	Ht.	Wt.	Yr-Lt.	Career Starts
DE	Brandon Akpunku	6-1	240	Sr.-3L	21
DE	K.C. Obi	6-2	249	Jr.-2L	14
LB	Jeremy Phillips	6-3	215	Jr.-2L	15
LB	Zach Orr	6-1	231	So.-1L	1
DB	D'Leon McCord	6-1	193	Sr.-1L	11
DB	Royce Hill	6-0	187	Sr.-3L	35
DB	DaWaylon Cook	6-1	212	Jr.-2L	14

↳ **Specialist Returning (3)**

Pos.	Name	Ht.	Wt.	Yr-Lt.	Career Games
P	Will Atterberry	5-11	199	Jr.-2L	19
K	Zach Olen	5-9	221	So.-1L	12
DS	Troy Kokjohn	6-2	227	Sr.-2L	15



# PROFILES

↳ head coach



## Dan McCarney

Head Coach

First Year ▶ Iowa '75

Dan McCarney was named the Mean Green's 18th head football coach, University President V. Lane Rawlins and Director of Athletics Rick Villarreal announced on November, 30, 2010.

McCarney, 57, has more than 30 years of college coaching experience, including 12 years as a head coach at Iowa State University. He comes to North Texas after serving as the assistant head coach at the University of Florida where he has been since 2008.

McCarney began his coaching career at the University of Iowa, where he was an assistant for 11 years under legendary former North Texas head coach Hayden Fry. He continued his career as the defensive coordinator at the University of Wisconsin under Barry Alvarez, who will join Fry in the College Football Hall of Fame later this year.

McCarney has a long history of helping to rebuild programs and brings a highly-respected reputation as an engineer of top-ranked defenses. In his 11 years with Fry at Iowa, their teams went to eight bowl games after not having a winning season the previous 19 years. At Wisconsin, McCarney helped turn a team that had won 10 games in five years into a Big 10 Conference championship and Rose Bowl appearance in his fourth year.

McCarney took over as head coach at Iowa State in 1995, assuming responsibility of a program that had enjoyed just three winning seasons in the 16 years prior to his arrival.

The year before McCarney became head coach at Iowa State, the Cyclones suffered through an 0-10-1 record. His rebuilding process at Iowa State took five years, but in his sixth season, he became the first head coach in the previous 94 years at Iowa State to win nine games in a season and gave the Cyclones their first-ever bowl victory and first bowl appearance in 23 years.

McCarney led Iowa State to five bowl games from 2000-05 and was named the Big 12 Conference Coach of the Year in 2004 when his team earned a Big 12 North co-championship. In 119 years of football at Iowa State, only 17 teams have won seven or more games in a season and McCarney coached five of those.

McCarney remains the longest-tenured (141 games) and winningest (56 victories) head football coach in Iowa State history. His overall record in 12 years as the Cyclones head coach is 56-85.

After leaving Iowa State, McCarney spent one season as the assistant head coach at the University of South Florida, where his defensive line ranked third in the nation in tackles for loss. From 2008-10 at the University of Florida, McCarney helped guide the team to two Southeastern Conference Championship games and three bowl appearances.

His 2008 Florida team finished with a 13-1 record and won the BCS National Championship behind a defense that ranked fourth in the nation in scoring defense and ninth nationally in total defense.

In all, McCarney has coached in 20 bowl games in 34 years as a collegiate coach, five of which are current BCS bowls. He has coached 22 players that have been drafted by the NFL, including nine that have gone in the first three rounds.

McCarney is a 1975 graduate of the University of Iowa where he was a three-year letterman on the offensive line and a team captain in 1974.

### McCarney Quick Facts

Age: 57  
Alma Mater: Iowa ('75)  
Record: 0-0 (first year)  
Previous Job: Assistant Head Coach, Defense/Defensive Line Coach at Florida  
Playing Experience: Offensive Lineman at Iowa (1971-74)  
Family: Married to Margy. Has three children: Jillian (23), Melanie (21), Shane (19).

### McCarney Coaching Experience

Year	School	Position
2011	North Texas	Head Coach
2008-10	Florida	Ast. HC/DL
2007	South Florida	Ast. HC/DL
1995-06	Iowa State	Head Coach
1990-94	Wisconsin	D. Coord./DL
1979-89	Iowa	Def. Line
1977-78	Iowa	Off. Line

### McCarney Year-by-Year

Year	School	Record	Bowl
1995	Iowa State	3-8	
1996	Iowa State	2-9	
1997	Iowa State	1-10	
1998	Iowa State	3-8	
1999	Iowa State	4-7	
2000	Iowa State	9-3	W, Insight.com
2001	Iowa State	7-5	L, Independence
2002	Iowa State	7-7	L, Humanitarian
2003	Iowa State	2-10	
2004	Iowa State	7-5	W, Independence
2005	Iowa State	7-5	L, Houston
2006	Iowa State	4-8	



**Mike Canales**

**Associate Head Coach**

Second Year ▶ Offensive Coordinator/Quarterbacks



**Justin Gaines**

**Assistant Coach**

First Year ▶ Cornerbacks

**CANALES COACHING EXPERIENCE**

2010-Present	North Texas	Associate HC/Offensive Coord./QB's
2007-09	South Florida	Offensive Coordinator/QB's
2004-06	Arizona	Offensive Coordinator/QB's
2003	NY Jets	Wide Receivers
2001-02	N.C. State	QB's/Passing Game Coordinator
1996-00	South Florida	Offensive Coordinator/QB's
1995	Pacific	Quarterbacks
1987-94	Snow College	Offensive Coordinator/QB's
1985-86	BYU	GA/Quarterbacks

**GAINES COACHING EXPERIENCE**

2011-Present	North Texas	Cornerbacks
2007-10	Montana State	Secondary
2004-06	Midwestern State	Defensive Backs
2002-03	Texas A&M-Commerce	Defensive Backs
2001	Northern Arizona	Running Backs
2000	Texas Lutheran	Defensive Backs



**Clint Bowen**

**Defensive Coordinator**

First Year ▶ Safeties



**Mike Grant**

**Assistant Coach**

First Year ▶ Running Backs

**BOWEN COACHING EXPERIENCE**

2011-Present	North Texas	Defensive Coordinator/Safeties
2010	Western Kentucky	Defensive Coordinator
2008-09	Kansas	Defensive Coordinator/Safeties
2006-07	Kansas	Co-Defensive Coordinator/Safeties
2003-05	Kansas	Special Teams/Safeties
2002	Kansas	Special Teams/Running Backs
2001	Kansas	Special Teams/Tight Ends
2000	Kansas	Assistant Dir. of Football Operations
1998-99	Kansas	Defensive Graduate Assistant
1997	Minnesota	Graduate Assistant

**GRANT COACHING EXPERIENCE**

2011-Present	North Texas	Running Backs
2008-10	Western Michigan	Assistant HC/Wide Receivers
2007	Southern Miss	Wide Receivers
1998-06	Iowa State	Wide Receivers/Running Backs
1997	James Madison	Tight Ends/Wide Receivers
1994-97	Nebraska	Graduate Assistant



# PROFILES

↳ assistant coaches



**Mike Nelson**

**Assistant Coach**

Third Year ▶ Defensive Line



**Kent Riddle**

**Assistant Coach**

First Year ▶ Special Teams/  
Tight Ends

**NELSON COACHING EXPERIENCE**

2009-Present	North Texas	Defensive Line
2008	San Diego State	Defensive Line
2007	Hamilton Tiger Cats	Defensive Line
1997-06	Iowa State	Defensive Line
1996	Oregon State	Defensive Line
1993-95	Rutgers	Defensive Line
1992	Edmonton Eskimos	Defensive Front
1990-92	Stanford	Defensive Line
1989	Kansas State	Defensive Line
1987-88	San Diego State	Defensive Line/Inside Linebackers
1985-86	Missouri	Defensive Line
1983-84	Edmonton Eskimos	Defensive Front
1978-82	Wisconsin	Outside Linebackers
1977-78	Ball State	Linebackers
1975-76	Virginia	Secondary
1973-74	Dayton	Defensive Line/Linebackers
1972	Norfolk State	Defensive Coordinator/Linebackers

**RIDDLE COACHING EXPERIENCE**

2011-Present	North Texas	Special Teams/Tight Ends
2006-10	Colorado	Special Teams
2001-06	Boise State	Special Teams/Running Backs
1995-00	Army	Fullbacks/Special Teams
1991-94	Oregon State	Graduate Assistant



**Nick Quartaro**

**Assistant Head Coach**

First Year ▶ Wide Receivers



**Mike Simmonds**

**Assistant Coach**

First Year ▶ Offensive Line

**SIMMONDS COACHING EXPERIENCE**

2011-Present	North Texas	Offensive Line
2010	Indiana State	Offensive Line
2007-09	South Florida	Offensive Line
2006	South Florida	Graduate Assistant
1998-05	Jefferson HS (Tampa)	Head Coach
1992-97	Hillsborough HS (Tampa)	Head Coach/OL

**QUARTARO COACHING EXPERIENCE**

2011-Present	North Texas	Wide Receivers
2002-06	Kansas	Associate HC/Offensive Coordinator
1998-01	Iowa State	Assistant HC/Wide Receivers
1994-97	Fordham	Head Coach
1989-94	Kansas State	Associate HC/Tight Ends/Special Teams
1986-88	Drake	Head Coach
1981-85	Northwestern	Defensive Assistant/Special Teams
1980-81	Newhampton HS	Head Coach
1979	Hobart College	Wide Receivers
1978	Iowa	Graduate Assistant
1977	Hobart College	Defensive Backs





## Anthony Weaver

**Assistant Coach**

First Year ▶ Linebackers



## Frank Wintrich

**Strength Coach**

First Year ▶ Strength Coach

### WEAVER COACHING EXPERIENCE

2011-Present	North Texas	Linebackers
2010	Florida	Graduate Assistant

### WINTRICH COACHING EXPERIENCE

2011-Present	North Texas	Director of Football Performance
2008-11	South Florida	Associate Director Of Strength
2006-08	The Citadel	Director Of Athletic Development
2004-06	Utah State	Assistant Strength Coach
2003-04	Arizona St.	Coaching Assistant-Sports Performance
2002-03	Hardin-Simmons	Head Strength Coach



## Scotty Conley

**Director of Operations**

Third Year ▶ Recruiting Coordinator

### CONLEY COACHING EXPERIENCE

2009-Present	North Texas	Director of Football Operations
2004-09	Texas A&M-Commerce	Head Coach
2000-02	Navy	Special Teams/Linebackers
1996-00	Trinity Valley College	Head Coach
1993-96	Howard Payne	Special Teams/Defensive Backs
1990-93	Arkansas	Special Teams/Tight Ends/LB's
1989	Rice	Running Backs
1988	Tennessee	Running Backs
1987	Kansas	Linebackers
1982-86	Texas	Linebackers
1980-82	Texas A&M	Running Backs
1974-80	Plano Senior High (Texas)	Head Coach
1972-74	Mt. Vernon High School (Texas)	Head Coach





# PROFILES

↳ 2011 numerical roster

No.	Name	Pos.	Ht.	Wt.	Cl.	Exp.	Hometown (Previous School)
1	Power, Andrew	TE	6-5	258	Jr	TR	Myrtle Beach, S.C. (Arizona Western CC)
2	Hamilton, James	RB	5-8	197	Sr.	3L	Cedar Hill, Texas (Cedar Hill HS)
3	Taylor, Willie	WR	5-10	181	Jr.	1L	Dallas, Texas (Hillcrest HS)
4	Trice, Marcus	DB	5-8	190	Jr.	TR	Mesquite, Texas (Oklahoma)
5	Dunbar, Lance	RB	5-9	203	Sr.	3L	Haltom City, Texas (Haltom HS)
6	Jackson, Hilbert	DB	6-1	183	So.	1L	Rowlett, Texas (Rowlett HS)
7	Thompson, Derek	QB	6-4	220	So.	1L	Glen Rose, Texas (Glen Rose HS)
7	Wilson, Jamaal	DB	5-10	196	Sr.	1L	DeSoto, Texas (DeSoto HS)
8	Jones, Cooper	QB	6-4	205	Fr.	HS	Lone Oak, Texas (Lone Oak HS)
9	Sampson, Chaz	WR	6-5	183	Fr.	HS	Grand Prairie, Texas (Mansfield Timberview HS)
10	Cook, DaWaylon	DB	6-1	212	Jr.	1L	Dallas, Texas (Samuell HS)
10	Dodson, John	QB	6-0	195	So.	SQ	Dallas, Texas (Bishop Lynch HS)
11	Osborn, Brent	QB	6-4	215	So.	TR	Valley, Ala. (Northwest Miss. CC)
11	Wright, Will	LB	6-2	217	So.	1L	Garland, Texas (South Garland HS)
13	Baine, Chase	DB	6-0	201	Sr.	2L	Lake Dallas, Texas (Lake Dallas HS)
14	Stradford, Tyler	WR	6-2	180	Sr.	1L	New Orleans, La. (Oklahoma)
15	McNulty, Andrew	QB	6-1	197	Fr.	HS	Iowa City, Iowa (Iowa City HS)
16	Teegarden, Derrick	WR	6-0	187	Fr.	RS	Odessa, Texas (Odessa HS)
17	Johnson, Breece	WR	6-1	180	Sr.	3L	Colleyville, Texas (Heritage HS)
18	Shorter, John	DB	6-0	195	Sr.	3L	Dallas, Texas (Lake Highlands HS)
19	Warner, Freddie	DB	5-10	176	Fr.	HS	Dallas, Texas (Pinkston HS)
20	McCord, D'Leon	DB	6-1	193	Sr.	1L	Kansas City, Kan. (Butler County CC)
21	Hill, Royce	DB	6-0	187	Sr.	3L	Houston, Texas (Cypress Ridge HS)
22	Downing, Ryan	DB	6-1	209	Sr.	1L	Atchison, Kan. (Butler County CC)
23	Ford, Steven	DB	6-0	187	Sr.	TR	Charleston, S.C. (Fort Scott CC)
23	Marshall, Mike	DB	6-0	196	Fr.	RS	Grand Prairie, Texas (South Grand Prairie HS)
24	Byrd, Brandin	RB	5-10	211	So.	1L	Copperas Cove, Texas (Copperas Cove HS)
25	Graham, Brad	DB	6-0	200	Sr.	1L	Katy, Texas (Navarro CC)
26	Johnson, Forlando	LB	6-0	222	Sr.	1L	Atlanta, Ga. (Butler CC)
27	Lee, Laramie	DB	5-10	183	Fr.	HS	Tyler, Texas (Chapel Hill HS)
29	Swarn, Kerry	DB	6-2	176	Fr.	HS	Dallas, Texas (Lincoln HS)
30	Squier, Weston	RB	5-8	161	Sr.	2L	Sanger, Texas (Sanger HS)
30	Tandy, James	DB	5-11	190	Jr.	SQ	Dallas, Texas (Kimball HS)
31	Stojkovic, Michael	LB	6-2	211	Fr.	HS	Katy, Texas (Valley Forge Military Academy)
32	Jimmerson, Antoine	RB	5-9	207	Fr.	HS	Dallas, Texas (DeSoto HS)
34	Whitfield, Zac	RB	5-9	180	Fr.	HS	Sherman, Texas (Sherman HS)
35	Orr, Zachary	LB	6-1	231	So.	1L	DeSoto, Texas (DeSoto HS)
37	Olen, Zach	K	5-9	221	So.	1L	Richardson, Texas (Berkner HS)
38	Broxton, Ricky	DB	5-10	168	Jr.	SQ	Port Arthur, Texas (Justin NW)
39	Sashington, Konockus	LB	6-1	209	Fr.	RS	Austin, Texas (Akins HS)
40	Brown, Jeremy	RB	5-8	183	So.	SQ	Whitewright, Texas (Whitewright HS)
41	Atterberry, Will	K/P	5-9	199	Jr.	2L	Lewisville, Texas (Lewisville HS)
42	Polk, Chad	LB	6-0	203	Fr.	HS	Dallas, Texas (Woodrow Wilson HS)
43	Crewe, Nick	DE	6-4	255	Fr.	RS	The Woodlands, Texas (The Woodlands HS)
43	Deans, Trent	K	6-0	203	Sr.	2L	Sherman, Texas (Sherman HS)
44	Bellazin, Aaron	DE	6-2	255	So.	1L	Everman, Texas (Everman HS)
45	Phillips, Jeremy	LB	6-3	215	Jr.	2L	Waller, Texas (Waller HS)
46	Herron, Julian	LB	6-2	208	Sr	1L	Arlington, Texas (Bowie HS)

# PROFILES

↳ 2011 numerical roster



No.	Name	Pos.	Ht.	Wt.	Cl.	Exp.	Hometown (Previous School)
47	Akpunku, Brandon	DE	6-1	240	Sr.	2L	Cedar Hill, Texas (Cedar Hill HS)
48	Obi, K.C.	DE	6-2	249	Jr.	2L	Mission Hills, Calif. (Bishop Alemany HS)
49	Gaines, Frank	DE	6-1	255	Sr.	1L	San Diego, Calif. (College of San Francisco)
51	January, Sean	LB	6-0	223	Sr.	1L	Cave Creek, Ariz. (Scottsdale CC)
52	Akunne, Derek	LB	6-0	250	Fr.	HS	Garland, Texas (North Garland HS)
54	Dunham, Blake	LB	6-1	215	Fr.	RS	Argyle, Texas (Argyle HS)
56	Johnson, J.J.	OL	6-3	275	Sr.	2L	Plano, Texas (Plano West HS)
57	Y'Barbo, Mason	OL	6-2	312	Fr.	RS	Sulphur Springs, Texas (Sulphur Springs HS)
60	Fortenberry, Aaron	OL	6-4	300	Jr.	2L	Era, Texas (Era HS)
62	Lemon, Cyril	OL	6-3	313	Fr.	HS	Marble Falls, Texas (Marble Falls HS)
63	Summerfield, Nicholas	OL	6-1	268	Jr.	SQ	Killeen, Texas (Killeen HS)
64	Anyiam, LaChristopher	OL	6-4	292	So.	SQ	Allen, Texas (Allen HS)
67	Long, Ryan	DE	6-3	245	Jr.	SQ	Leonard, Texas (Leonard HS)
68	Shaw, Grant	OL	6-5	287	Fr.	HS	Forney, Texas (Forney HS)
70	Feeley, Coleman	OL	6-5	305	Jr.	2L	Austin, Texas (Anderson HS)
71	Johnson, Antonio	OL	6-6	285	Fr.	RS	Diboll, Texas (Diboll HS)
72	Tomlinson, Matt	OL	6-5	298	Sr.	2L	Klein, Texas (Klein HS)
73	Bean, Jeremy	OL	6-5	306	Sr.	1L	Bethel, Okla. (Northeastern Okla. A&M)
74	Feldt, Cam	OL	6-5	308	So.	TR	Pilot Point, Texas (Arkansas)
77	Ellard, Travis	OL	6-3	282	Fr.	HS	Deer Park, Texas (Deer Park HS)
78	Kokjohn, Troy	OL	6-2	227	Sr.	3L	Carrollton, Texas (Hebron HS)
79	Adedipe, Ayodele	OL	6-5	301	Sr.	1L	Sacramento, Calif. (Medorino College)
80	Chancellor, Brelan	WR	5-9	177	So.	1L	Copperas Cove, Texas (Copperas Cove HS)
81	Bynes, Christopher	WR	6-1	220	Jr.	RS	Lauderdale Lakes, Fla. (Coffeyville CC)
82	Outlaw, Michael	WR	6-0	191	Sr.	1L	Starkville, Miss. (East Miss. CC)
83	Olawale, Jamize	TE	6-2	231	Sr.	1L	Long Beach, Calif. (El Camino JC)
84	Brown, Greg	WR	6-1	230	Sr.	2L	Grand Prairie, Texas (Grand Prairie HS)
86	Miller, Drew	TE	6-1	253	So.	1L	Prosper, Texas (Prosper HS)
87	Schutz, Casey	WR	5-10	182	Sr.	1L	Eules, Texas (Trinity HS)
89	Prior, Daniel	TE	6-2	240	Jr.	2L	Henderson, Texas (Henderson HS)
90	Boutwell, Ryan	DT	6-3	261	So.	1L	China Springs, Texas (China Springs HS)
91	Orr, Austin	DE	6-4	228	Fr.	HS	Seabrook, Texas (Clear Lake HS)
92	Thompson, Micah	DT	6-4	307	Fr.	HS	Jones, Okla. (Jones HS)
93	McCoy, Brandon	DE	6-2	265	So.	1L	Carrollton, Texas (Creekview HS)
94	White, Kyle	DT	6-2	309	So.	1L	New Orleans, La. (McDonogh 35 HS)
95	Lincoln, Alexander	DL	6-2	249	Fr.	HS	Cibolo, Texas (Steele HS)
96	Cantly, Tevinn	DE	6-4	311	Jr.	2L	Arlington, Texas (Lamar HS)
97	Abbe, Richard	DT	6-4	319	So.	1L	Lubbock, Texas (Monterey HS)
98	Mason, Daryl	DE	6-3	209	Fr.	HS	Garland, Texas (Rowlett HS)
98	Smith, Tanner	TE	6-3	243	Fr.	RS	Fort Worth, Texas (Nolan Catholic HS)
99	Brooks, Terell	DT	6-4	320	Fr.	HS	Dallas, Texas (Duncanville HS)



# PROFILES

↳ 2011 alphabetical roster

No.	Name	Pos.	Ht.	Wt.	Cl.	Exp.	Hometown (Previous School)
97	Abbe, Richard	DT	6-4	319	So.	1L	Lubbock, Texas (Monterey HS)
79	Adedipe, Ayodele	OL	6-5	301	Sr.	1L	Sacramento, Calif. (Medorino College)
47	Akpunku, Brandon	DE	6-1	240	Sr.	2L	Cedar Hill, Texas (Cedar Hill HS)
52	Akunne, Derek	LB	6-0	250	Fr.	HS	Garland, Texas (North Garland HS)
64	Anyiam, LaChristopher	OL	6-4	292	So.	SQ	Allen , Texas (Allen HS)
41	Atterberry, Will	K/P	5-9	199	Jr.	2L	Lewisville, Texas (Lewisville HS)
13	Baine, Chase	WR	6-0	210	Sr.	2L	Lake Dallas, Texas (Lake Dallas HS)
73	Bean, Jeremy	OL	6-5	306	Sr.	1L	Bethel, Okla. (Northeastern Okla. A&M)
44	Bellazin, Aaron	DE	6-2	255	So.	1L	Everman, Texas (Everman HS)
90	Boutwell, Ryan	DT	6-3	261	So.	1L	China Springs, Texas (China Springs HS)
99	Brooks, Terell	DT	6-4	320	Fr.	HS	Dallas, Texas (Duncanville HS)
84	Brown, Greg	WR	6-1	230	Sr.	2L	Grand Prairie, Texas (Grand Prairie HS)
40	Brown, Jeremy	RB	5-8	183	So.	SQ	Whitewright, Texas (Whitewright HS)
38	Broxton, Ricky	DB	5-10	168	Jr.	SQ	Port Arthur, Texas (Justin NW)
81	Bynes, Christopher	WR	6-1	221	Jr.	RS	Lauderdale Lakes, Fla. (Coffeyville CC)
24	Byrd, Brandin	RB	5-10	211	So.	1L	Copperas Cove, Texas (Copperas Cove HS)
96	Cantly, Tevinn	DE	6-4	329	Jr.	2L	Arlington, Texas (Lamar HS)
80	Chancellor, Brelan	WR	5-9	177	So.	1L	Copperas Cove, Texas (Copperas Cove HS)
10	Cook, DaWaylon	DB	6-1	212	Jr.	1L	Dallas, Texas (Samuell HS)
43	Crewe, Nick	DE	6-4	246	Fr.	RS	The Woodlands, Texas (The Woodlands HS)
43	Deans, Trent	K	6-0	203	Sr.	2L	Sherman, Texas (Sherman HS)
10	Dodson, John	QB	6-0	195	So.	SQ	Dallas, Texas (Bishop Lynch HS)
22	Downing, Ryan	DB	6-1	209	Sr.	1L	Atchison, Kan. (Butler County CC)
5	Dunbar, Lance	RB	5-9	203	Sr.	3L	Haltom City, Texas (Haltom HS)
54	Dunham, Blake	LB	6-1	215	Fr.	RS	Argyle, Texas (Argyle HS)
77	Ellard, Travis	OL	6-3	282	Fr.	HS	Deer Park, Texas (Deer Park HS)
70	Feeley, Coleman	OL	6-5	305	Jr.	2L	Austin, Texas (Anderson HS)
74	Feldt, Cam	OL	6-5	308	So.	TR	Pilot Point, Texas (Arkansas)
23	Ford, Steven	DB	6-0	187	Sr.	TR	Charleston, S.C. (Fort Scott CC)
60	Fortenberry, Aaron	OL	6-4	300	Jr.	2L	Era, Texas (Era HS)
49	Gaines, Frank	DE	6-1	255	Sr.	1L	San Diego, Calif. (College of San Francisco)
25	Graham, Brad	DB	6-0	200	Sr.	1L	Katy, Texas (Navarro CC)
2	Hamilton, James	RB	5-8	197	Sr.	3L	Cedar Hill, Texas (Cedar Hill HS)
46	Herron, Julian	LB	6-2	208	Sr.	1L	Arlington, Texas (Bowie HS)
21	Hill, Royce	DB	6-0	187	Sr.	3L	Houston, Texas (Cypress Ridge HS)
6	Jackson, Hilbert	DB	6-1	183	So.	1L	Rowlett, Texas (Rowlett HS)
51	January, Sean	LB	6-0	240	Sr.	1L	Cave Creek, Ariz. (Scottsdale CC)
32	Jimmerson, Antoine	RB	5-9	207	Fr.	HS	Dallas, Texas (DeSoto HS)
71	Johnson, Antonio	OL	6-6	285	Fr.	RS	Diboll, Texas (Diboll HS)
17	Johnson, Breece	WR	6-1	180	Sr.	3L	Colleyville, Texas (Heritage HS)
26	Johnson, Forlando	LB	6-0	222	Sr.	1L	Atlanta, Ga. (Butler CC)
56	Johnson, J.J.	OL	6-3	275	Sr.	2L	Plano, Texas (Plano West HS)
8	Jones, Cooper	QB	6-4	205	Fr.	HS	Lone Oak, Texas (Lone Oak HS)
78	Kokjohn, Troy	OL	6-2	227	Sr.	3L	Carrollton, Texas (Hebron HS)
27	Lee, Laramie	DB	5-10	183	Fr.	HS	Tyler, Texas (Chapel Hill HS)
62	Lemon, Cyril	OL	6-3	313	Fr.	HS	Marble Falls, Texas (Marble Falls HS)
95	Lincoln, Alexander	DL	6-2	249	Fr.	HS	Cibolo, Texas (Steele HS)

# PROFILES

↳ 2011 alphabetical roster



No.	Name	Pos.	Ht.	Wt.	Cl.	Exp.	Hometown (Previous School)
67	Long, Ryan	DE	6-3	245	Jr.	SQ	Leonard, Texas (Leonard HS)
15	Marshall, Mike	DB	6-0	196	Fr.	RS	Grand Prairie, Texas (South Grand Prairie HS)
98	Mason, Daryl	DE	6-3	209	Fr.	HS	Garland, Texas (Rowlett HS)
20	McCord, D'Leon	DB	6-1	193	Sr.	1L	Kansas City, Kan. (Butler County CC)
93	McCoy, Brandon	DE	6-2	265	So.	1L	Carrollton, Texas (Creekview HS)
15	McNulty, Andrew	QB	6-1	197	Fr.	HS	Iowa City, Iowa (Iowa City HS)
86	Miller, Drew	TE	6-1	253	So.	1L	Prosper, Texas (Prosper HS)
48	Obi, K.C.	DE	6-2	249	Jr.	2L	Mission Hills, Calif. (Bishop Alemany HS)
83	Olawale, Jamize	TE	6-2	231	Sr.	1L	Long Beach, Calif. (El Camino JC)
37	Olen, Zach	K	5-9	221	So.	1L	Richardson, Texas (Berkner HS)
91	Orr, Austin	DE	6-4	228	Fr.	HS	Seabrook, Texas (Clear Lake HS)
35	Orr, Zachary	LB	6-1	231	So.	1L	DeSoto, Texas (DeSoto HS)
11	Osborn, Brent	QB	6-4	215	So.	TR	Valley, Ala. (Northwest Miss. CC)
82	Outlaw, Michael	WR	6-0	191	Sr.	1L	Starkville, Miss. (East Miss. CC)
45	Phillips, Jeremy	LB	6-3	215	Jr.	2L	Waller, Texas (Waller HS)
42	Polk, Chad	LB	6-0	203	Fr.	HS	Dallas, Texas (Woodrow Wilson HS)
1	Power, Andrew	TE	6-5	258	Jr.	TR	Myrtle Beach, S.C. (Arizona Western CC)
89	Prior, Daniel	TE	6-2	240	Jr.	2L	Henderson, Texas (Henderson HS)
9	Sampson, Chaz	WR	6-5	183	Fr.	HS	Grand Prairie, Texas (Mansfield Timberview HS)
39	Sashington, Konockus	LB	6-1	209	Fr.	RS	Austin, Texas (Akins HS)
87	Schutz, Casey	WR	5-10	182	Sr.	1L	Eules, Texas (Trinity HS)
68	Shaw, Grant	OL	6-5	287	Fr.	HS	Forney, Texas (Forney HS)
18	Shorter, John	DB	6-0	195	Sr.	3L	Dallas, Texas (Lake Highlands HS)
98	Smith, Tanner	TE	6-3	244	Fr.	RS	Fort Worth, Texas (Nolan Catholic HS)
30	Squier, Weston	RB	5-8	161	Sr.	2L	Sanger, Texas (Sanger HS)
31	Stojkovic, Michael	LB	6-2	211	Fr.	HS	Katy, Texas (Valley Forge Military Academy)
14	Stradford, Tyler	WR	6-2	180	Sr.	1L	New Orleans, La. (Oklahoma)
63	Summerfield, Nicholas	OL	6-1	268	Jr.	SQ	Killeen, Texas (Killeen HS)
29	Swarn, Kerry	DB	6-2	176	Fr.	HS	Dallas, Texas (Lincoln HS)
30	Tandy, James	DB	5-11	190	Jr.	SQ	Dallas, Texas (Kimball HS)
3	Taylor, Willie	WR	5-10	181	Jr.	1L	Dallas, Texas (Hillcrest HS)
16	Teegarden, Derrick	WR	6-0	187	Fr.	RS	Odessa, Texas (Odessa HS)
7	Thompson, Derek	QB	6-4	220	So.	1L	Glen Rose, Texas (Glen Rose HS)
92	Thompson, Micah	DT	6-4	307	Fr.	HS	Jones, Okla. (Jones HS)
72	Tomlinson, Matt	OL	6-5	298	Sr.	2L	Klein, Texas (Klein HS)
4	Trice, Marcus	DB	5-8	190	Jr.	TR	Mesquite, Texas (Oklahoma)
19	Warner, Freddie	DB	5-10	177	Fr.	HS	Dallas, Texas (Pinkston HS)
94	White, Kyle	DT	6-2	309	So.	1L	New Orleans, La. (McDonogh 35 HS)
34	Whitfield, Zac	RB	5-9	180	Fr.	HS	Sherman, Texas (Sherman HS)
7	Wilson, Jamaal	DB	5-10	196	Sr.	1L	DeSoto, Texas (DeSoto HS)
11	Wright, Will	LB	6-2	217	So.	1L	Garland, Texas (South Garland HS)
57	Y'Barbo, Mason	OL	6-2	312	Fr.	RS	Sulphur Springs, Texas (Sulphur Springs HS)



# PROFILES

↳ player bios




## 97 Richard Abbe

Defensive Tackle

So. ▶ 6-4 ▶ 319  
Lubbock, TX ▶ (Monterey HS)

**2010:** Played two games ... Made one tackle against FIU ... **High School/Personal:** Helped anchor an offensive line that averaged 203.8 rushing yards per game ... Selected to the District 2-5A First Team ... Named to the 2009 TOC All West Texas Second Team Offense ... Also was named to the Lone Star Varsity All-City Football First Team offense ... Son of Darnell Abbe and Christy Stacy ... Born May 12, 1991.



## 47 Brandon Akpunku

Defensive End

Sr. ▶ 6-1 ▶ 240  
Cedar Hill, TX ▶ Cedar Hill HS

**2010:** Played in all 12 games, starting 10 ... Led the team with 3.5 quarterback sacks ... Collected 55 tackles on the year, including 5.5 tackles-for-loss ... Registered four tackles including one tackle-for-loss at Clemson ... Made six stops against Rice ... Sacked Wes Carroll 1.5 times and picked up six total tackles against FIU ... Racked up six tackles, including a sack, and forced a fumble at Western Kentucky ... Forced a sack-fumble on Troy's Corey Robinson, giving him the 10th sack of his career ... Made six tackles against the Trojans ... **2009:** Started 11 of 12 games and led the team in both quarterback sacks and tackles for loss with 6.0 sacks and 11.5 tackles for loss ... His six sacks were the most by any Mean Green player since 2004 and tied for eighth in the Sun Belt Conference last season ... Finished seventh on the team in total tackles with 47 ... Best game came against Ohio where he totaled a career-best eight tackles, including three tackles for loss and two quarterback sacks ... Tied that mark with eight tackles, three tackles for a loss, one sack and a forced fumble against Middle Tennessee ... **2008:** Played in a total of nine games and made five tackles ... Posted a career-high three tackles against ULM ... **High School/Personal:** In 2007, registered 55 tackles, eight sacks and three fumble recoveries ... Averaged 6.3 tackles a game as a senior ... Named to the District 8-5A Area team by HSGametime.com ... Had a career-best 11 tackles and two fumble recoveries against Duncanville ... Was second on the team in tackles and first in sacks on a squad that recorded 898 total tackles ... Honorable mention for *Dallas Morning News* Defensive Player of the Week for his performance against DeSoto High School ... Was a member of the 2006 State 5A Championship team ... Son of Chidi and Felicia Akpunku ... Born on March 20, 1990.



## 79 Ayodele Adedipe

Offensive Lineman

Jr. ▶ 6-5 ▶ 301  
Sacramento, CA ▶ (Medorino JC)

**2010:** Played in seven games ... **Personal:** Born on June, 23, 1989 ... Son of Anthony and

Cythia Adedipe.

### AKPUNKU'S CAREER STATS

Year	G	ST	AT	TT	TFL	Sacks	FR	FF	Int	PBU
2008	9	0	5	5	0	0	0	0	0	0
2009	12	37	10	47	11.5	6.0	1	1	0	0
2010	12	20	33	53	5.5	3.5	0	2	0	1
<b>Career</b>	<b>33</b>	<b>57</b>	<b>48</b>	<b>105</b>	<b>17.0</b>	<b>9.5</b>	<b>1</b>	<b>3</b>	<b>0</b>	<b>1</b>





## 64 LaChris Anyiam

Offensive Lineman

So. ▶ 6-4 ▶ 292  
Allen, TX ▶ (Allen HS)

**2010:** Played in two games ... **High School/Personal:** Racked up 160 tackles and 12 sacks his senior season in 2008 as Allen High School

won the State Championship ... Was named to the first-team all-district team and was a third-team all-area pick ... Born on December 6, 1990 ... Son of Christopher and Maureen Anyiam.



## 41 Will Atterberry

Punter

Jr. ▶ 5-11 ▶ 199  
Lewisville, TX ▶ (Lewisville HS)

**2010:** Punted the ball 43 times for 1799 yards (41.8 avg) in seven games of action, before

missing the last five due to injury ... Booted the ball 50 yards or longer on 12 of his punts, and stuck 11 of his punts inside the red zone ... Kicked off 15 times for 945 yards (63.0 avg) during four games ... Punted seven times for 294 yards (42.0 avg) at Clemson, with four punts inside the 20 ... Matched his then-career-long with a 59 yard punt in the first quarter ... Punted seven times for 305 yards (43.6 avg) against Rice ... Set a then-career-long with a 65 yard punt against the Owls ... Kicked seven punts for 272 yards (38.9 avg) at Army ... Punted twice for 104 yards (52.0 avg) at FAU ... Punted 7 times for 345 yards (49.3 avg), and had five punts go over 50 yards, including a 63 yard boot, against Louisiana-Lafayette ... Punted 7 times for 252 yards, including two punts inside the 20 against Arkansas State ... Booted a career-long 70-yard third-quarter punt against the Red Wolves, which is the 14th longest in school history and the longest since 2007 ... Had 6 punts for 227 yards (37.8 avg) against FIU ... **2009:** As a true freshman won the starting job and accounted for all 55 of the team's punts during the year ... Named to the Rivals.com Sun Belt Conference All-Freshman Team ... Finished seventh in the league with an average of 39.0 yards per attempt ... Had nine punts of 50 yards or more, including a season-long 59 vs. Florida Atlantic ... Had 22 of his 55 punts downed inside the 20-yard line and only three touchbacks ... Averaged 52.0 yards on two punts vs. Florida Atlantic and 47.0 yards on three punts vs. Ball State in his first collegiate game ... **High School/Personal:** In 2008, was selected first-team all-district as a punter ... Named to the second team as a kicker ... Was a second-team all-state selection ... Made eight field goals including a game-winning 47 yarder against Grand Prairie ... Converted on 15 PATs ... Averaged 42.4 yards per punt ... Son of Kyle and Candice Atterberry ... Born on Oct. 31, 1990.

### ATTERBERRY'S CAREER STATS

Year	No.	Yards	Avg	Lg	I20	50+
2009	55	2,143	39.0	59	22	9
2010	43	1,799	41.8	70	11	12
<b>Career</b>	<b>98</b>	<b>3,942</b>	<b>40.2</b>	<b>70</b>	<b>33</b>	<b>21</b>



## 13 Chase Baine

Wide Receiver

Sr. ▶ 6-0 ▶ 201  
Lake Dallas, TX ▶ (Lake Dallas HS)

**2010:** Played in four games, including two starts at quarterback ... Threw for 257 yards on 26-of-53 passing with one touchdown and one interception ... Rushed for 109 yards on 30 carries ... Made his first career start at quarterback against Arkansas State ... Ran for 80 yards on 13 attempts (6.2 YPC) against the Red Wolves ... Also threw for 77 yards against ASU ... Compiled 152 yards of total offense while getting the start against FIU ... Went 4-of-8 passing for 38 yards and a fourth-quarter touchdown against Kansas State ... **2009:** Saw action in one game against Troy ... **High School/Personal:** Was the District 9-4A Offensive MVP his senior season with 1,632 yards passing and 1,540 yards rushing ... Was a second-team all-region pick his senior year ... As a junior he was a first-team all-district player at the quarterback position and a first-team all-district pick as a sophomore at wide receiver ... Son of Steve and Kristi Baine ... Born on May 8, 1989.

### BAINE'S CAREER STATS

Year	G	Att	Comp	Int	Pct	Yards	TD	LG	Eff.
2009	1	0	0	0	0.0	0	0	0	0.0
2010	3	53	26	1	49.1	257	1	31	92.2
<b>Career</b>	<b>4</b>	<b>53</b>	<b>26</b>	<b>1</b>	<b>49.1</b>	<b>257</b>	<b>1</b>	<b>31</b>	<b>92.2</b>



## 73 Jeremy Bean

Offensive Lineman

Sr. ▶ 6-5 ▶ 306  
Bethel, OK ▶ (NE Oklahoma)

**2010:** Saw action in the season-opening game at Clemson ... **2009:** Did not see any action ... **Junior College:** In 2008, his team averaged 17.6 ppg and 310 yds of offense ... Had a balanced offense of almost 1,400 yds rushing and 1,400 passing ... QB Trey Munden was the fourth leading passer in the Southwest Junior College conference with 1,077 yds and 8 TDs ... RB Cardell Clemens was third in the conference in rushing with 845 yds and 8 TDs ... In 2007, his school scored an average of 34.5 ppg ... Had a three-star rating by Rivals.com ... **High School/Personal:** Received three letters in football, two in baseball and one in basketball ... Named district defensive player of the year and team MVP in 2006 ... Son of Al and Debbie Bean ... Born on Sep. 20, 1988.



# PROFILES

↳ player bios



## 44 Aaron Bellazin

Defensive End

So. ▶ 6-2 ▶ 255  
Everman, TX ▶ (Everman HS)

**2010:** Played in all 12 games ... Finished second on the team with seven tackles in kickoff coverage ... Made a total of eight tackles on

the year ... Collected a season-high three stops at ULM ... Registered two stops against Kansas State ... **High School/Personal:** Played defensive tackle in high school but will make the transition to defensive end at North Texas ... Chosen to the TOC 2009 Class 4A DFW All-Area Team ... Named 2009 TOC Class 4A All-State Second Team Defense ... Was a unanimous first-team all-84A selection as a junior ... Named to the second-team all 8-4A as a sophomore backup ... Was a three-star athlete according to Rivals.com. ... Son of Lionel Bellazin Senior. ... Born November 18, 1991.




## 84 Greg Brown

Tight End

Sr. ▶ 6-1 ▶ 230  
Grand Prairie, TX ▶ (Grand Prairie HS)

**2010:** Played in two games ... Made one tackle against Rice ... **2009:** Began making the switch

from wide receiver to tight end and played in 12 games – mostly on special teams ... Earned his first varsity letter ... Did not have any receptions, but totaled eight tackles on special teams ... **2008:** Saw action in one game on special teams ... **2007:** Took a redshirt ... **Personal:** Born on September 5, 1988 ... Son of James and Lisa Brown.



## 90 Ryan Boutwell

Defensive Tackle

So. ▶ 6-3 ▶ 261  
China Springs, TX ▶ (China Springs HS)

**2010:** Played in six games ... **High School/Personal:** Was the 2008 Waco Tribune Herald

Super Centex Defensive MVP and named the District 17-3A Defensive MVP ... Was a two-time first-team all-district selection and a two-time first-team all-district academic pick in 2007 and 2008 ... Named first-team all-state in 2008 as he recorded a school record 10 sacks, 21 tackles for loss, and 94 overall tackles ... Was a second-team all-state pick in 2007 as a defensive end ... In 2006 he was named Honorable Mention in District 17-3A as an offensive tackle ... A multi-sport star, was a two-time state qualifier in 2007 and 2008 in the discus and a 2009 state qualifier in the shot put ... Son of Jeff and Cecilia Boutwell ... Born on February 27, 1991.



## 81 Chris Bynes

Wide Receiver

Jr. ▶ 6-1 ▶ 220  
Lauderdale Lakes, FL ▶ (Coffeyville CC)

**2010:** Played in four games and started three before missing the rest of the season with an injury ... Totaled five receptions for 51

yards ... Had a reception for 10 yards at Clemson ... Caught four passes for 41 yards against Rice ... **Junior College:** In 2009, played in 10 games and had 25 receptions for 282 yards ... Rushed for one touchdown on three carries ... Was a two-star athlete out of high school according to Rivals.com...**High School/ Personal:** Was named to the All-Broward County All-Area team in high school. as two brothers that play college football ... Josh Bynes, was a starting linebacker for the Auburn Tigers last season while Herbert Bynes was a quarterback for the Hampton Pirates ... Son of Herbert and Yolanda Bynes....Born August 1, 1990.





# 24 Brandin Byrd

**Running Back**


So. ▶ 5-10 ▶ 211  
Copperas Cove, TX ▶ (Copperas Cove HS)

**2010:** Played in all 12 games, including a start at FIU ... Carried the ball 34 times for 169 yards (5.0 avg) and one touchdown ... Rushed

for 39 yards against FIU ... Caught his only pass of the season for a six-yard gain against the Golden Panthers ... Gained 83 yards on the ground, which included a 53-yard touchdown scamper, at Western Kentucky ... **High School/Personal:** Named to the 2009 District 5A-12 Second Team ... Selected to the Killeen Daily Herald's 2009 All Area Second Team offense ... Ran for 980 yards on 125 attempts and 12 TD's as a senior ... Rushed for 1,061 yards on 167 carries and 10 TD's in 2008 ... Totaled 2,379 yards rushing on 353 carries and 27 TD's throughout high school ... Is a two-star athlete according to Rivals.com ... Is the son of Harry and Twanda Byrd ... Born June 1, 1992.

**BYRD'S CAREER STATS**

Year	G	Att.	Yards	Avg.	TD	LG
2010	12	34	173	5.0	1	53
<b>Career</b>	<b>12</b>	<b>34</b>	<b>173</b>	<b>5.0</b>	<b>1</b>	<b>53</b>



# 80 Brellan Chancellor

**Wide Receiver**

So. ▶ 5-9 ▶ 177  
Copperas Cove, TX ▶ (Copperas Cove HS)

**2010:** Set a single-season school record with 923 kick return yards in only nine games played ... Ranked second in the league in kick

return yards, and sixth in the Sun Belt in all-purpose yardage ... Returned 33 kicks on the season, including two that went for touchdowns ... Returned five punts for 10 yards ... Caught one pass for 12 yards ... Rushed twice for a total of no yardage ... Returned three kicks for 98 yards against Louisiana-Lafayette, including a 49-yard return on the opening kick ... Set a school record with 198 kick return yards, the second-most kick return yards ever in a Sun Belt game ... Added one reception for 12 yards against the Golden Panthers ... Returned six kicks for 156 yards against Troy ... Returned three kicks against ULM for 123 yards and a 91-yard touchdown, marking the first time a Mean Green player has returned a kickoff for a touchdown since 1998, which was a span of 143 games ... Scored a kick-return touchdown for the second week in a row while compiling 180 yards on five kick returns against Kansas State ... **High School/Personal:** A versatile athlete who played running back in high school but was recruited by North Texas to be a slot receiver ... Rushed for 621 yards in 2009 ... In 2008 was named first-team all-district 12-5A ... Scored 12 TD's as a junior and led the team with a 7.6 yards per carry ... Born August 6, 1992 in Fort Hood, Texas ... Is the son of William Chancellor and Tina Broadus ... Has one brother, Micah, and one sister, Mia.

**CHANCELLOR'S CAREER KICK RETURN STATS**

Year	G	No.	Yards	Avg.	TD	LG
2010	10	33	923	28.0	2	93
<b>Career</b>	<b>10</b>	<b>33</b>	<b>923</b>	<b>28.0</b>	<b>2</b>	<b>93</b>



# 96 Tevinn Cantly

**Defensive Line**

Jr. ▶ 6-4 ▶ 329  
Arlington, TX ▶ (Lamar HS)


**2010:** Played in three games ... Made two tackles at ULM ... **2009:** Played in all 12 games and earned five starts at defensive tackle ...

Finished with 17 tackles for the season ... Had a season-best three tackles against Florida International ... Started the final four games of the season ... **2008:** Red-shirted ... **High School/Personal:** Started the 2007 season for Arlington Lamar as an offensive lineman ... Moved to defensive tackle for the final five games of the season due to team injuries ... Recorded 29 tackles, including 12 for loss ... Also tallied two fumble recoveries and forced one fumble ... Born on September 12, 1990 ... Son of Stanley and Deanna Cantly.



# PROFILES

↳ player bios



## 10 DaWaylon Cook

Defensive Back


Jr. ▶ 6-1 ▶ 212  
Dallas, TX ▶ (Samuell HS)

**2010:** Started in two games before missing the rest of the season due to injury ... Made two tackles and broke up a pass against Rice ...

Received medical redshirt ... **2009:** Started all 12 games and finished second on the team in total tackles with a career-high 85 ... His 85 tackles ranked 13th among all defenders in the Sun Belt Conference and third among all defensive backs in the league ... Had one tackle for a loss and recovered two fumbles ... Had double-digit tackles in four different games, including a career-high 13 stops in the season finale at Arkansas State – all of which were unassisted tackles ... Had 11 tackles at Alabama and 10 each against Ohio and Middle Tennessee ... Returned a fumble 16 yards against Ohio and another one 15 yards against Troy ... Had two kickoff returns for 47 total yards in the season opener against Ball State ... **2008:** Was the team's leading kick returner with 506 yards ... Averaged 19.5 yards on 26 returns ... Longest return was 30 yards against ULM... Posted a season-high three tackles against both Tulsa and Rice ... Racked up 10 tackles for the year ... Played in 11 of 12 games ... **High School/Personal:** Was a three-year starter for Samuell High School and coach Steve Pierce ... In 2007, passed for 1,328 yards 11 touchdowns ... Also rushed for 663 yards and 14 touchdowns as a scrambling QB ... Had three interceptions and six pass break ups his senior season as a defensive back ... 2007 District 13-4A Most Valuable Player ... Was a two-time unanimous all-district selection ... Top-100 overall area prospect by Dallas Morning News ... Has a positional rank of 80th on Rivals.com list of multi-position athletes ... Son of George Bell and Neva Cook ... Born on Aug. 1, 1989.

### COOK'S CAREER STATS

Year	G	ST	AT	TT	TFL	Sacks	FR	FF	Int	PBU
2008	11	7	3	10	0	0	0	0	0	0
2009	12	69	16	85	1.0	0	2	0	0	3
2010	2	1	1	2	0	0	0	0	0	1
<b>Career</b>	<b>25</b>	<b>77</b>	<b>20</b>	<b>97</b>	<b>1.0</b>	<b>0</b>	<b>2</b>	<b>0</b>	<b>0</b>	<b>4</b>



## 43 Trent Deans

Kicker

Sr. ▶ 6-0 ▶ 203  
Sherman, TX ▶ (Sherman HS)

**2010:** Played in 11 games ... Punted 26 times for 1,031 yards (39.7 avg) after taking over the punting duties mid-season ... Six of his 26 punts ended up inside the 20 yard line ... Went 2-of-3 on field goals and 11-of-12 on extra points for a total of 17 points as a kicker ... Connected on a season-long 25 yard field goal and made an extra point at Clemson ... Was a perfect 4-for-4 on extra points and hit a 24 yard field goal against Rice ... Converted all three of his extra point tries at FAU ... Punted twice for 77 yards against FIU ... Punted four times for 159 yards (39.8 avg) at Western Kentucky ... Punted six times for 248 yards (41.3 avg) against Troy ... Landed two punts inside the 20 against the Trojans ... Punted six times for 253 yards (42.2 avg) at Middle Tennessee ... Booted a punt a season-long 50 yards against the Blue Raiders. Personal: Son of Mark of Alexine...Born on March 9, 1989



## 22 Ryan Downing

Defensive Back

Sr. ▶ 6-1 ▶ 209  
El Dorado, KS ▶ (Butler CC)

**2010:** Played in all 12 games, and started five ... Made 52 tackles, forced two fumbles and recovered two fumbles on the year ... Picked

off a Corey Robinson pass in the fourth quarter against Troy for his first career interception ... Registered ten stops and forced two fumbles against Arkansas State ... Compiled seven tackles against FIU ... Made four stops and recovered a fumble at Middle Tennessee ... Recovered a fumble and made four tackles against Kansas State ... **Junior College:** Registered 62 tackles in 2009 as a member of the Butler County Grizzlies ... Hauled in three interceptions which he returned 88 total yards ... Made two tackles for loss ... Defended eight passes from his spot at corner ... **High School/Personal:** Was a three-star recruit according to Rivals.com ... Born June 15, 1989 in Atchison, Kan. ... Is the son of Leonard and Rona Downing ... Has two brothers, Kyle and Wes ... Kyle plays football at Emporia State.

# PROFILES

↳ player bios



## 5 Lance Dunbar

Running Back

Sr. ▶ 5-9 ▶ 203  
Haltom, TX ▶ (Haltom HS)

**Career:** Ranks second all-time at North Texas in career touchdowns scored (37), second in all-purpose yards (3,900), second in career

100-yard rushing games (16), fourth in career rushing yards (3,109), fourth in career points scored (222), third in career rushing touchdowns (31), and seventh in career rushing attempts (513) entering 2011 ... Has two of the top four single-season rushing touchdown marks and two of the top five single-season rushing yards marks in school history ... Became just the second back in North Texas history to post back-to-back 1,000 yard rushing seasons with 1,553 yards in 2010 ... **2010:** Set a single-season school record, led the Sun Belt Conference, and ranked 4th in the nation with 1,885 all-purpose yards ... Ran for 1,553 yards, which ranked 8th in the NCAA, second in the Sun Belt, and was the third most in a single-season at North Texas ... Played and started all 12 games ... Earned first-team All-Sun Belt honors ... Scored 13 rushing touchdowns, which ranks fourth on the school single-season list ... Rushed the ball 274 times, the third-most in a single season in school history ... Caught 28 passes for 332 yards and three touchdowns ... Named Sun Belt Offensive Player of the Week twice ... Received the Odus Mitchell Award for being North Texas' Most Outstanding Player ... **2009:** Named honorable mention All-America by Sports Illustrated ... Played in all 12 games, while starting the last eight ... Led the Sun Belt Conference in scoring despite only starting the last eight games of the season ... Finished 15th in the nation and second in the conference in rushing at 114.83 yards per game ... His 17 rushing touchdowns ranked fifth nationally and his 19 total touchdowns ranked seventh nationally ... His 1,378 total yards rushing was the fourth-highest single-season total in North Texas history and the fifth-most yards in a season in Sun Belt Conference history ... His 6.9 yard-per-carry average ranked second in the NCAA among backs with at least 200 carries ... Finished the year ranked 11th in the nation in scoring with an average of 9.5 points per game ... Averaged 143.6 yards per game, and scored 15 touchdowns in his eight conference games ... In his eight games as a starter he averaged 147.5 yards per game and scored 15 touchdowns ... Was the only back in the conference to rush for 200 yards in a game, a feat he accomplished twice with 238 yards against Florida Atlantic and 227 yards against Western Kentucky ... Held the top three single-game rushing performances of the year in the Sun Belt Conference ... One of only four backs in the nation to have multiple 200-yard rushing games in the season ... Had eight 100-yard rushing games - two more than any running back in the conference ... Named Sun Belt Conference Offensive Player of the Week once ... Also had 28 receptions for 300 yards and two touchdowns ... **2008:** Ran for 178 yards and one touchdown in five games ... Totaled 72 yards on 10 carries with a two-yard touchdown run versus Tulsa ... Made 12 catches for 51 yards and one touchdown on the season ... Caught a seven-yard touchdown pass at Rice ... Recorded a season-high six receptions in the FIU game ... Missed the second part of the season due to injury ... Made his first career start against Rice and played in five games ... **High School/Personal:** Was the Most Valuable Player for Haltom High School after rushing for more than 1,200 yards his senior season ... Was a first-team all-district running back as both a junior and senior ... In 2006, registered over 1,100 yards rushing and 14 TDs ... Tallied 750 receiving yards and two touchdowns as a junior ... Two-sport letterman at Haltom in football and track ... Transferred from New Orleans De LaSalle HS after rushing for 1063 yards and 13 touchdowns in only 8 games for the Buffaloes as a sophomore ... Ranked No. 63 DFW area recruit by the *Dallas Morning News* ... Son of Lance Dunbar Sr. and Patricia Jones ... Born on Jan. 25, 1990.

### DUNBAR'S CAREER STATS

Year	G	Att.	Yards	Avg.	TD	LG
2008	5	39	178	4.6	1	24
2009	12	200	1,378	6.9	17	71
2010	12	274	1,553	5.7	13	83
Career	29	513	3,109	6.1	31	83




## 70 Coleman Feeley

Offensive Line

Jr. ▶ 6-5 ▶ 305  
Austin, TX ▶ (Anderson HS)

**2010:** Played in all twelve games and started four, including the last three games ... Assisted on a tackle at Middle Tennessee ... **2009:** Redshirted ... **2008:** Made his first career start against Louisiana-Lafayette and started the remaining six games ... Offense put up best total offense for the year versus UL (528), yards per pass (8.0), and average per play (6.7) ... Started the last seven games... Was named to the All-Sun Belt Freshman team by Rivals.com. ... **High School/Personal:** Ranked as a 5.4 on the Rivals.com Rating Scale ... Earned second-team all-district 25-5A honors from TexasHSFootball.com ... Named team captain of the 2007-2008 Austin Anderson squad ... Went both ways at an offensive lineman and defensive tackle ... Feeley was also selected to play in the 2008 Bayou Bowl ... Born on August 16, 1990 ... Son of Michael and Kristen Feeley.



## 23 Steven Ford

Defensive Back

Sr. ▶ 6-0 ▶ 187  
Charleston, S.C. ▶ (Ft. Scott CC)

**2010:** Started one game before succumbing to injury and missing the rest of the season ... **Junior College/Personal:** Played in 12 games in 2009 ... Collected 49 tackles, 31 of which were solo ... Picked off three passes ... Registered three tackles for loss, resulting in 23 lost yards ... Forced one fumble ... Rated a three-star defensive back by Rivals.com ... Is the son of Mattie Ford ... Born October 3, 1989 in Walterboro, S.C.



# PROFILES

↳ player bios



## 60 Aaron Fortenberry

Offensive Line

Jr. ▶ 6-4 ▶ 300  
Era, TX ▶ (Era HS)

**2010:** Shared the Phillip Armour Award for being North Texas' Most Outstanding Offensive

Lineman with Kelvin Drake and Esteban Santiago ... Played in 11 games and started the last nine games of the year at center, filling in for injuries ... As a team, North Texas allowed 2.0 fewer sacks a game in games he started in comparison to games he did not start ... Part of an offensive line which helped North Texas have the 19th-ranked rushing offense in the nation ... Blocked for running back Lance Dunbar, who ran for 1,553 yards, which ranked 8th in the NCAA, second in the Sun Belt, and was the third most in a single-season at North Texas ... **2009:** Played in all 12 games as a backup on the offensive line ... **2008:** Redshirted ... **High School/Personal:** Was a first-team all-state offensive lineman as a senior and a second-team all-state player as a defensive lineman ... Was a two-time first-team all-district player his junior and senior year as an offensive and defensive lineman ... Son of Shane and Carla Fortenberry ... Born on June 12, 1990.




## 25 Brad Graham

Defensive Back

Sr. ▶ 6-0 ▶ 200  
Katy, TX ▶ (Navarro JC)

**2010:** Played in 11 games, starting three ... Made 41 stops on the season ... Picked up a season-high 13 tackles at ULM ... Collected

eight tackles at Middle Tennessee ... Started and made five tackles against Kansas State ... **Junior College/Personal:** Named the 2009 National Junior College Athletic Association Defensive Player of the Year ... Named a 2009 NJCAA All-American First Team Defense ... In 2009, he recorded 96 tackles (62 solo, 34 assisted), 13 tackles for loss, one sack and three forced fumbles ... He also had four interceptions, including one returned for a touchdown ... Helped his team to an 11-1 record in 2009 and a win in the CHAMPS Heart of Texas Bowl ... His team finished the season ranked No. 3 in the NJCAA poll ... Was a second-team all-conference performer as a freshman, registering 79 tackles and 5.5 sacks ... He started in all 21 games in his career at Navarro ... Was a three-star athlete according to Rivals.com ... Is the son of Thomas and Dorothy Graham ... Has one brother, Patrick Hicks ... Born May 21, 1990 in Bryan, Texas.



## 49 Frank Gaines

Defensive End

Jr. ▶ 6-1 ▶ 255  
San Diego, CA ▶ (College of S.F.)

**2010:** Played in 11 games, and started at Western Kentucky ... Totaled 21 tackles and 2 tackles-for-loss on the season ... Made

three tackles, including a tackle-for-loss against Arkansas State ... Made five stops against FIU ... Compiled five tackles, including a tackle-for-loss, and broke up a pass against Kansas State ... **City College of San Francisco:** Played at City College of San Francisco out of high school ... Recorded 30 tackles (18 solo), three sacks and seven TFL in his one season at CCSF ... **High School/Personal:** Lettered for coach Chris Hauser at Mission Hills High School in San Marcos, Calif. ... Was named the San Diego County Defensive Player of the Year in 2008 ... Accumulated 55 tackles, 14 sacks, 25 TFL at Mission Hill ... Is the son of Frank Gaines, Sr. ... Has three brothers, Carl Gaines, Mayron Johnson and Brice Smart, and three sisters, Mariah, Ashley and Donnett Gaines ... Born April 9, 1989.





## 2 James Hamilton

Running Back


Sr. ▶ 5-8 ▶ 197  
Cedar Hill, TX ▶ (Cedar Hill HS)

**2010:** Played in five games, starting the season opener at Clemson, before falling to injury ...

Rushed for 214 yards on only 26 carries (8.2 avg) and a touchdown on the season ... Caught five passes for eight yards as well ... Returned two kicks for 28 yards ... Rushed for 52 total yards on only six carries (8.7 avg) at Clemson ... Rushed for 24 yards on five carries at Army ... Returned a kick for 28 yards against the Black Knights, totaling 52 all-purpose yards in West Point ... Carried the ball 11 times for a career-high 122 yards at FAU ... Rushed 32 yards for a touchdown with 7:45 remaining against the Owls, which was the eventual game-winning score ... Rushed for 10 yards and added six receiving yards against Louisiana-Lafayette ... **2009:** Played in nine games with no starts ... Was fourth on the team with 47 rushing yards on 11 carries ... Had a season-high seven carries for 31 yards against Alabama and added three carries for 16 yards and a touchdown against Western Kentucky ... Had two receptions vs. Middle Tennessee ... Played extensively on special teams, which included three kickoff returns for 63 yards ... **2008:** Carried the ball eight times for 49 yards ... Scored on a one-yard run at Florida Atlantic ... Longest rush was 23 yards ... Rushed for a season-high 31 yards against FAU ... Caught four passes for 32 yards with a long of 15 ... Returned six kickoffs for 110 yards (18.3 avg) ... Longest return was 29 yards ... Made the switch from defensive back to running back in the middle of the season ... Had two tackles ... Played in 11 games ... **High School/Personal:** A quarterback in high school ... Saw most of his production come with his feet instead of his arm as he led the team with 1,778 yards rushing yards and 20 touchdowns ... Led an offense that averaged 392.6 yards and 38 points per game in 2007 ... Named to 2007 Super List for HS quarterbacks by 5ATexasFootball.com ... Earned All-District 8-5A first team in 2007 ... Rated No. 53 on the *Dallas Morning News* area top 100 list ... Playing against an Irving MacArthur defense that only allowed 110 yards rushing per game, Hamilton ran for 196 yards on 20 carries and three touchdowns ... Son of James Hamilton and Chiquita Blackwell ... Born on March 25, 1990.

### HAMILTON'S CAREER STATS

Year	G	Att.	Yards	Avg.	TD	LG
2008	11	8	49	6.1	1	18
2009	9	11	47	4.3	1	18
2010	5	26	214	8.2	2	32
<b>Career</b>	<b>25</b>	<b>45</b>	<b>310</b>	<b>6.8</b>	<b>4</b>	<b>32</b>



## 46 Julian Herron

Linebacker

Sr. ▶ 6-2 ▶ 208  
Arlington, TX ▶ (SMU)


**2010:** Played in all 12 games ... Made eight tackles on the year ... Forced a fumble against Rice

... Made two tackles against Kansas State **2009:** Sat out as part of NCAA transfer rules ... **SMU:** Played in 11 games and had 17 tackles ... **High School/Personal:** Rated by Max Emfinger as a five-star recruit and the No. 48 player in the state of Texas ... Invited to the All-American Bowl in Shreveport ... Ranked No. 70 on the Dallas Morning News Area Top 100 ... Notched over 100 stops and added 15 sacks and two punt blocks in 2006 ... A two-star Rivals.com and Scout.com prospect ... Son of Michael and Pat Herron...Born on May 14, 1989.



# PROFILES

↳ player bios



# 21 Royce Hill

Defensive Back


Sr. ▶ 6-0 ▶ 187  
Houston, TX ▶ (Cypress Ridge HS)

**2010:** Received the Bill Brashier Award for being North Texas' Outstanding Defensive Back ... Started all twelve games at cornerback

... Made 39 tackles and 1.5 tackles-for-loss on the season ... Broke up six passes and had one interception on the season ... Returned a fumble 22 yards against Arkansas State ... Returned two punts for three yards at Clemson ... Collected three tackles at Clemson ... Broke up three passes against Kansas State ... Registered four stops, including one for a loss against Rice ... Broke up one Owl pass in that game ... Made four stops against Army ... Picked off a key Jeff VanCamp pass in the 4th quarter against FAU ... Racked up four tackles against the Owls ... Tallied six tackles at Western Kentucky ... Made six tackles and broke up a pass against Troy ... **2009:** Started all 12 games and led the team with three interceptions, which ranked eighth in the Sun Belt Conference ... Ranked eighth on the team in total tackles with 47 ... Recorded two tackles for a loss ... Ranked second on the team and third in the Sun Belt Conference in kickoff returns with an average of 26.3 yards per return (395 yards on 15 returns) ... Had three punt returns for 19 yards ... Key part of a defensive secondary that ranked second in the league in opponent completion percentage and third in the conference in pass efficiency defense ... **2008:** Made his first career start against Kansas State and started nine of 12 games at corner ... Tallied 34 tackles including 26 solo ... Ranked 7th on the team in total tackles ... Recovered a fumble and made one tackle for loss ... Broke up two passes ... Made a season-high seven tackles in opener at Kansas State ... Returned 17 kicks for 436 yards ... Had a long of 51 at Western Kentucky which set up a Kevin Dickerson touchdown in the 4th quarter ... Averaged a team-best 25.6 yards per return ... **High School/Personal:** In 2007, recorded 38 tackles and three interceptions ... Ranked the 30th best corner in the nation by ESPN.com ... Selected to the all-district 17-5A team three times and made the first-team as a junior and senior ... Was one of eight finalists for the Houston Touchdown Club defensive player of the year award ... Rated No. 35 on the list of the top 100 players in the Greater Houston area by TexasPrepXtra.com ... Ranked in the top 110 players in the area the *Houston Chronicle*... Led the 17-5A in punt return average and finished second in kick return average ... Was the 2007 District 17-5A Return Specialist of the Year ... Selected to play in the 2008 Bayou Bowl ... Son of Ronald and Renay Hill ... Born on Dec. 27, 1989.

### HILL'S CAREER STATS

Year	G	ST	AT	TT	TFL	Sacks	FR	FF	Int	PBU
2008	12	26	8	34	1.0	0	1	0	0	2
2009	12	37	10	47	1.5	0	1	0	3	5
2010	12	34	5	39	1.5	0	1	0	1	7
<b>Career</b>	<b>36</b>	<b>97</b>	<b>23</b>	<b>120</b>	<b>4.0</b>	<b>0</b>	<b>3</b>	<b>0</b>	<b>4</b>	<b>14</b>



# 51 Sean January

Linebacker

Sr. ▶ 6-0 ▶ 223  
Cave Creek, AZ ▶ (Scottsdale CC)

**2010:** Played in five games, mostly on special teams ... Didn't have any tackles ... **Personal:** Is the grandson of legendary hall of famer North Texas golfer Don January. Son of Tim and Lori January....Born on July 27, 1988.



# 17 Breece Johnson

Wide Receiver

Sr. ▶ 6-1 ▶ 180  
Colleyville, TX ▶ (Heritage HS)

**2010:** Caught three passes for 17 yards at Clemson ... Played in three games ... **2009:**

Was injured in practice prior to the beginning of the season and did not see any action ... **2008:** Made seven receptions for 60 yards ... Caught a six-yard touchdown pass against Tulsa ... Caught three passes for 32 yards in season finale versus Arkansas State ... Snagged two passes for 18 yards against Troy ... Played in nine games ... **2007:** Appeared in six games as a true freshman playing mainly on special teams ... One of only three freshman wide receivers to see the field last season ... Tallied first career reception against Troy for a gain of seven yards ... **High School/Personal:** In 2006, had 88 receptions for 1,343 yards (15.2 ypc, 95.9 ypg) and 19 TD ... Named District 5-5A First Team ... Named to the Dallas Morning News First Team All-Area ... Named to 2006 Fort Worth Star-Telegram Super Team ... Named AP 5A All-State First Team ... Named Texas 5A First Team by TexasHSfootball.com ... Was a third-team 5A All-state selection by Texas Sports Writers Association ... Was the MVP of 2006 Texas 7-on-7 tournament ... Member of 2006 Texas 7-on-7 tournament champions ... Named 2006 5ATexas-football.com second team All-Texas ... Recorded four 100-yard receiving games in 2006 ... Caught touchdown pass in first seven games of 2006; multi-touchdown games in first four ... Put up eight receptions, 116 yards, and four touchdowns in playoff first round matchup with Coppel ... Rated as 33rd-best receiver in Texas by Rivals.com ... Named first-team 5A All-state by TexasHSfootball.com ... Named first-team 5A-region I by TexasHSfootball.com ... Member of 5A-Region I finalist ... Named 5A Region I Player of the Week for Bi-District performance (8 catch, 116 yards, 4 TD) by 5ATexasfootball.com ... Son of Robert and Melynn Johnson ... Born May 11, 1988.




## 26 Forlando Johnson

Linebacker

Sr. ▶ 6-0 ▶ 222  
Atlanta, GA ▶ (Butler CC)

**2010:** Played in 11 games ... Made four tackles on the season... **Junior College:** Was a first-team all-conference selection in the Jayhawk Community College Conference ... Played in eight games in 2009, totaling 57 tackles, five of which were for losses ... Also had one sack, four pass breakups and a fumble recovery ... In 2009 Butler's defense was ranked eighth in the nation in total defense in the NJCAA ... Played for a Butler team that went 19-4 during his two seasons, including a number one ranking in 2008 ... Was a three-star athlete according to Rivals.com ... **Personal:** Born on May 20, 1985.




## 78 Troy Kokjohn

Deep Snapper

Sr. ▶ 6-2 ▶ 227  
Carrollton, TX ▶ (Hebron HS)

**2010:** Played in 12 games as the deep snapper ... Snapped for a unit that went 15-18 on field goals and 32-35 on extra points ... Made five tackles in punt coverage ... **2009:** Saw action in the final three games of the year as a deep snapper ... **2008:** Played in four games ... Blocked for an offense that posted 327 total yards and over 100 yards rushing against Arkansas State ... **High School/Personal:** Played on 2005 state championship team ... Son of Kevin and Susan Kokjohn ... Born on February 7, 1989.



## 56 J.J. Johnson

Offensive Line

Sr. ▶ 6-3 ▶ 275  
Plano, TX ▶ (Plano West HS)

**2010:** Started and played center at Clemson, before missing the rest of the season with an injury... **2009:** Started all 12 games as a sophomore and played in a team-high 841 total plays during the season (every offensive snap) ... Leader of an offensive line that is one of only two in the nation (along with Boise State) to rank in the top 12 nationally in sacks allowed as well as the top 30 in rushing offense and top 51 in passing offense ... His unit helped the team lead the Sun Belt in rushing average (185.2) and sacks allowed (12) ... The offensive line ranked fifth in the nation in number of passes attempted per sacks allowed at 34.4 ... Was critical in the blocking for the Sun Belt's leading rusher Lance Dunbar who had the fourth-best rushing performance in school history and ranked 15th in the nation ... **2008:** Started all 12 games as a freshman ... Anchored a line for an offense which amassed almost 4,500 total yards and 20 points per game. **2007:** Was a redshirt ... **High School/Personal:** Was named unanimous District 9-5A First Team in 2006 ... Named 2005 All-District 8-5A Second Team ... Rated as fourth-best center in Texas by Rivals.com ... Key member of offensive line that paved the way for an offense that rushed for 2,518 yards in 11 games in 2006 ... Member of 2006 Bi-District qualifier ... Son of Joe and Gaye Johnson ... Born Dec. 14, 1988.





# PROFILES

↳ player bios



## 20 D'Leon McCord

Defensive Back


Sr. ▶ 6-1 ▶ 193  
El Dorado, KS ▶ (Butler CC)

**2010:** Started all 12 games... Racked up 42 tackles and three pass breakups on the season ... Registered a tackle-for-loss and three stops

against Kansas State... Collected five tackles at Army... Racked up a team-high six stops and forced a fumble at FAU... Made five stops and broke up a pass against Arkansas State... Collected six tackles at Middle Tennessee... **Junior College/Personal:** Was a third-team all-conference selection with 30 tackles in nine games last season ... In 2009 Butler's defense was ranked eighth in the nation in total defense in the NJCAA ... Is the son of Miguel Powell and Allona Harrison ... Born November 19, 1989 in Kansas City, Kan. ... Has one brother, Aalim Lankford and one sister, Kimora Powell.

### MCCORD'S CAREER STATS

Year	G	ST	AT	TT	TFL	Sacks	FR	FF	Int	PBU
2010	12	21	21	42	1.0	0	0	1	0	3
<b>Career</b>	<b>12</b>	<b>21</b>	<b>21</b>	<b>42</b>	<b>1.0</b>	<b>0</b>	<b>0</b>	<b>1</b>	<b>0</b>	<b>3</b>



## 93 Brandon McCoy

Defensive Line

Jr. ▶ 6-2 ▶ 270  
Carrollton, TX ▶ (Creekview HS)

**2010:** Played in 11 games and started against Louisiana-Lafayette... Tied for second on the team with 3.0 sacks on the season... Made 31

stops and 4.0 tackles-for-loss on the season... Blocked a third-quarter field goal against Louisiana-Lafayette... Sacked Jeff VanCamp on a late third-down play at FAU... Made five tackles, including 0.5 tackles-for-loss against Kansas State... Made seven stops, including 0.5 tackles-for-loss against FIU... Sacked the quarterback and picked up seven total tackles against Troy... Reached the quarterback for a sack at Middle Tennessee, one of three tackles on the day for him. **Personal:** McCoy served in the Army from 2004-09... Is the son of Darron and Toni McCoy... Born on August 12, 1985.



## 86 Drew Miller

Tight End

So. ▶ 6-2 ▶ 253  
Prosper, TX ▶ (Prosper HS)

**2010:** Played in all 12 games, and started at Middle Tennessee ... Made his first career reception, a 31-yard touchdown grab from Riley Dodge on 4th-and-1, against Troy ... Collected five tackles on the season ... **Personal:** Is the son of Bill and Tonja Miller ... Born December 11, 1991.



## 48 K.C. Obi

Defensive End


Jr. ▶ 6-2 ▶ 249  
Mission Hills, CA ▶ (Bishop  
Alemany HS)

**2010:** Played in all 12 games, starting 10... Made 36 tackles, including 2.5 sacks and 3.5 tackles-for-loss on the season... Made four

tackles, including a sack, against Rice... Made seven stops at Army ... Made three tackles and 0.5 tackles-for-loss against Kansas State ... Collected 0.5 sacks and three total tackles against FIU... Collected half of a sack, four total tackles and a tackle-for-loss at Western Kentucky... **2009:** Was named to the All-Sun Belt Freshman Team by Rivals.com ... Made four starts on the season at the defensive end spot ... Had a season-high seven tackles against ULM including five solo tackles ... In the win against WKU, Obi had three tackles, 1.0 tackles for a loss, and a forced fumble ... Against Troy, Obi had three tackles and 2.0 tackles for a loss ... Made his first career start against Florida Atlantic ... **Personal:** Born on September 14, 1990 ... Son of Feni and Geraldine Obi.

### OBI'S CAREER STATS

Year	G	ST	AT	TT	TFL	Sacks	FR	FF	Int	PBU
2009	12	17	9	26	4.0	0	0	1	0	0
2010	12	11	25	36	3.5	2.5	0	0	0	1
<b>Career</b>	<b>24</b>	<b>28</b>	<b>34</b>	<b>62</b>	<b>7.5</b>	<b>2.5</b>	<b>0</b>	<b>1</b>	<b>0</b>	<b>1</b>



## 83 Jamize Olawale

Wide Receiver

Sr. ▶ 6-2 ▶ 231  
Long Beach, CA ▶ (El Camino JC)

**2010:** Played in 11 games ... Made six catches for 79 yards ... Caught a third-down pass for a

30-yard gain on an eventual touchdown drive against Kansas State ... Caught two passes for 22 yards against Louisiana-Lafayette ... Came down with two receptions for 12 yards against FIU... **Junior College/Personal:** Played in seven games in 2009 accumulating 276 yards on 11 receptions and three touchdowns ... In 2008 he played four games and caught four passes for 59 yards ... Is the son of Benjamin Olawale ... Born April 17, 1989 in San Francisco, Calif. ... Has one brother, Millicent, and one sister.



## 37 Zach Olen

Kicker

So. ▶ 5-9 ▶ 221  
Richardson, TX ▶ (Berkner HS)

**2010:** Selected second-team All-Sun Belt Conference ... Went 13-for-15 on field goals and 21-for-23 on extra points ... Kicked off 42

times for 2447 yards (58.3 avg) and three touchbacks ... Named Sun Belt Special Teams Player of the Week three times (10/9, 10/30, 11/13) ... Led the Sun Belt Conference in field goal percentage (86.7) and field goals made (1.44 per game) ... Received the Abner Haynes Award for being North Texas' Most Outstanding Special Teams Player ... Made the longest field goal for a North Texas player since 2001 (53 yards at MT) and the most field goals in a single game for a Mean Green kicker since 2006 (4 vs. ASU) ... Ranked 2nd on North Texas' single-season field goal percentage list (86.7) ... Connected on a 53-yard field goal as time expired in the first half against Middle Tennessee, which is tied for the seventh-longest field goal in Mean Green history ... Finished the Middle Tennessee game with 11 points, and was a perfect 3-for-3 on field goals, as he earned Sun Belt Player of the Week honors ... Hit four field goals, the most by a Mean Green player since 2006, and an extra point against Arkansas State, and was named Sun Belt Special Teams player of the week in his first collegiate game ... Hit a 48-yard field goal near the end of the first half at Western Kentucky, which was the the longest by any Sun Belt kicker at that point of the season, as he scored nine points and was named Sun Belt Special Teams Player of the Week for the second time in three weeks ... Scored 13 points against ULM, making three field goals, including a 45-yarder against the Warhawks ... Connected on a 38-yard attempt against FIU ... Handled the kickoff duties against the Golden Panthers, averaging 66.0 yards on three attempts, which included a touchback ... Converted all five extra point attempts against Troy ... Played in seven games, after taking over the kicking duties mid-season... **High School:** Kicker and punter in high school ... Registered 34 punts for an average of 38.88 yards per punt with 9 downed inside the 20 and a long of 52 yards ... Made 10 of 15 field goals with a long of 47 yards ... Collected 33 touchbacks on only 56 kickoffs.



## 82 Michael Outlaw

Wide Receiver

Sr. ▶ 6-0 ▶ 185  
Starkville, MS ▶ (East Miss CC)

**2010:** Redshirt... **2009:** Was the third-leading receiver and averaged 11.5 yards a catch ... Made six grabs against Army ... Had 73-yards receiving against FIU, his second-highest total

of the season ... Had two catches in the win over WKU ... Topped the 100-yard mark receiving against Troy with 112 yards and one touchdown ... Had seven catches against Troy, including a 35-yard grab ... Had 69 yards and six catches against Louisiana-Lafayette ... Had a 28-yard catch against Louisiana-Lafayette ... Had a 32-yard reception against Alabama ... Caught a team-leading seven passes in his first game with the Mean Green against Ball State totaling 43 yards and one touchdown ... **Junior College:** Was named to the 2008 MAJC All-State North First Team Offense ... Was 12th in the nation in receptions (46) and had 624 yards in 2008, leading the Lions to an 8-2 record ... Ranked a 5.4 out of 6.1 by Rivals.com ... Ran the 40 in 4.65 ... **High School/Personal:** Posted 51 receptions for 796 yards and 5 TDs junior year ... Caught 56 passes for 816 yards and 7 TDs senior year ... Son of Michael and Lisa Outlaw ... Born on June 6, 1989.

### OUTLAW'S CAREER STATS

Year	G	Rec.	Yards	Avg.	TD	LG
2009	12	41	473	11.5	2	46
<b>Career</b>	<b>12</b>	<b>41</b>	<b>473</b>	<b>11.5</b>	<b>2</b>	<b>46</b>


### OLEN'S CAREER STATS

Year	FG	Pct	1-9	20-29	30-39	40-49	50+	LG
2010	13-15	86.7	0-0	5-5	5-6	2-3	1-1	53
<b>Career</b>	<b>13-15</b>	<b>86.7</b>	<b>0-0</b>	<b>5-5</b>	<b>5-6</b>	<b>2-3</b>	<b>1-1</b>	<b>53</b>



# PROFILES

↳ player bios



# 35

 Zach Orr

Linebacker

So. ▶ 6-1 ▶ 231  
DeSoto, TX ▶ (DeSoto HS)

**2010:** Played in all 12 games, and started at ULM... Ranked second on the team with 60 tackles on the season... Broke up two passes

and registered a tackle-for-loss on the season... Notched a game-high nine tackles and recovered a fumble at Western Kentucky... Made eight tackles against Kansas State... Tackled the ball carrier eight times against Troy... Made six tackles, including one for a loss, at Army ... Racked up five stops at FAU... Collected four stops against Louisiana-Lafayette ... Registered five tackles at Middle Tennessee ... Led the team with 13 special teams tackles... **High School:** Was a 2009 Pre-Season Second Team Defense selection ... As a junior he made 157 tackles, 24 of which were for losses, 11 sacks, one interception and three fumble recoveries ... Selected Class 5A All-State and all-district 11-5A his junior season ... Was a three-star athlete according to Rivals.com.

### ORR'S CAREER STATS

Year	G	ST	AT	TT	TFL	Sacks	FR	FF	Int	PBU
2010	12	28	32	60	1.0	0	1	0	0	2
Career	12	28	32	60	1.0	0	1	0	0	2



# 45

 Jeremy Phillips

Linebacker

Jr. ▶ 6-3 ▶ 215  
Waller, TX ▶ (Waller HS)

**2010:** Received the Byron Gross Award for being North Texas' Outstanding Linebacker ...

Finished second on the team with 69 total tackles... Picked up 6.5 tackles-for-loss, which also ranked second on the team... Picked off two passes on the season... Compiled a career game against Rice, with a career-high 10 tackles, two of which were for losses, a sack of Taylor McHargue which forced a Rice field goal, and an interception of a Nick Fanuzzi pass which denied Rice a scoring opportunity ... Made a career-high 10 stops and had a tackle-for-loss at Army ... Picked off a pass and made six tackles at ULM ... Recovered a fumble and made five tackles at FAU ... Collected seven tackles and one tackle-for-loss against Troy ... Racked up seven tackles against Kansas State ... Had a tackle-for-loss and broke up two passes against Louisiana-Lafayette ... Made five tackles, including one tackle-for-loss against FIU ... Picked up six tackles and 0.5 tackles-for-loss at Western Kentucky ... Collected four tackles at Clemson ... Started all twelve games ... Led the team with eight tackles on punt coverage... **2009:** Was named to the All-Sun Belt Freshman Team by Rivals.com ... Started three games last season ... Had a season-high eight tackles against Army and forced a fumble in the game ... Had five tackles against both ULM and FIU ... Had his first career interception against WKU that led to the game-winning touchdown for North Texas ... Had six tackles and a half a tackle for a loss against WKU ... Recorded two tackles against Troy ... Made two tackles against Louisiana-Lafayette and Middle Tennessee ... Had four tackles against Alabama ... Recorded two tackles against Ball State ... **2008:** Was a redshirt ... **High School/Personal:** In 2007, completed 62 percent of his passes for 1,538 yards and 14 touchdowns ... Also rushed for 1,223 yards and 12 scores ... Helped lead Waller High School to the 4A Division II, Region III finals for the first time in school history with Phillips under center and his dad, Jim Phillips, as coach ... Greater Houston Top 50 senior prospect by TexasPrepInsider.com ... Named Most Valuable Player for District 18-4A ... Houston-area top 50 by rivals.com ... Ranked as one of the top six "athletes" in the area by the Houston Chronicle ... Brother of Jason Phillips, who appeared on the watch list for the Rotary Lombardi and Dick Butkus Award and was a three-time all-Mountain West performer at TCU ... Son of Jim and Diane Phillips ... Born on Sep. 28, 1989.

### PHILLIPS' CAREER STATS

Year	G	ST	AT	TT	TFL	Sacks	FR	FF	Int	PBU
2009	11	22	15	37	2.5	0	0	1	1	1
2010	12	36	33	69	6.5	1.0	1	0	2	4
Career	23	58	48	106	9.0	1.0	1	1	3	5




## 89 Daniel Prior

**Tight End/U-Back**

Jr. ▶ 6-2 ▶ 240  
Henderson, TX ▶ (Henderson HS)

**2010:** Made the transition from linebacker to tight end... Played in all 12 games and started three games, two at tight end... Made one

catch for six yards at Middle Tennessee... Recovered a fumble at Western Kentucky... Finished the season with four tackles... Had two tackles against Rice... Started and made one tackle against Arkansas State... **2009:** Played in 10 games last season ... Had a season-high three tackles on the road against Alabama ... Had two tackles against Troy and a tackle against Middle Tennessee and Arkansas State ... **High School/Personal:** Ranked the No. 36 Strong LB in the nation by Scout.com ... Recorded 93 tackles as a senior in 2008 and 300 for his career ... Also had four receptions for 63 yards playing tight end ... Earned first-team all-district honors in 2008 and second-team as a sophomore in 2006 ... In 2007 he had 114 tackles, 20 of which were for losses ... Ranked a 5.3 out of 6.1 by Rivals.com ... Ran the 40 in 4.66 ... Son of Luke Prior and Rebecca Womack ... Born on Feb. 10, 1991.



## 18 John Shorter

**Defensive Back**

Sr. ▶ 5-11 ▶ 183  
Dallas, TX ▶ (Lake Highlands HS)

**2010:** Started seven of the last nine games at safety... Racked up 29 tackles on the season, 18 of which were in run support... Picked off

two passes at Middle Tennessee, the first one he returned for 49 yards which set up a field goal as time expired in the first half, while the other clinched the victory for North Texas with 46 seconds remaining in the contest... Knocked down three passes on the season ... Compiled three tackles and broke up a pass at FAU ... Made seven stops against FIU... Made five tackles at ULM ... Played in all 12 games... **2009:** Shorter has played in all six games this season ... Seen action on special teams and in the defensive backfield ... **2008:** Was primarily a kick returner and had 23 returns for 388 yards ... Also returned seven punts for 32 yards ... Finished with 13 tackles and one tackle for loss ... Fifth on the team with 436 total yards, 388 of which were kick returns ... Posted a season-high four tackles against Troy ... Had an interception at Kansas St. ... Played in all 12 games... **High School/Personal:** Was a three-year starter for Lake Highlands High School and coach Scott Smith ... First-team all-district recipient as the safety position ... Top area 100 prospect by Dallas Morning News ... In 2007, named to the Super List by 5ATexasFootball.com ... In 2006, was an all-district 9-5A selection as a junior ... Recorded three interceptions on the season in 2006 ... Top return man for Lake Highlands High School ... Returned two punts for a touchdown during the spring game in 2006 ... Son of John and Retta Simien ... Born on Feb. 13, 1990.

### SHORTER'S CAREER STATS

Year	G	ST	AT	TT	TFL	Sacks	FR	FF	Int	PBU
2008	12	9	4	13	1.0	0	0	0	1	0
2009	11	12	0	12	3.0	0	0	1	1	0
2010	12	16	13	29	0	0	0	0	2	3
<b>Career</b>	<b>35</b>	<b>37</b>	<b>17</b>	<b>54</b>	<b>4.0</b>	<b>0</b>	<b>0</b>	<b>1</b>	<b>4</b>	<b>3</b>



# PROFILES

↳ player bios



# 30

 Weston Squier

Running Back

Sr. ▶ 5-8 ▶ 166  
Sanger, TX ▶ (Sanger HS)

**2010:** Played in three games ... **2009:** Did not see any game action ... **2008:** Did not see

any action ... **High School/Personal:** Lettered in football, track, baseball, and powerlifting ... Named all-district and all-area ... Received honorable mention academic all-state honors ... Son of Randy Squier and Suzanne Dillon ... Born on Oct. 9, 1988.



# 14

 Tyler Stradford

Wide Receiver

Sr. ▶ 6-2 ▶ 180  
New Orleans, LA ▶ (Oklahoma)

**2010:** Caught 24 passes for 268 yards and two touchdowns on the season ... Played in nine games and started seven ... Caught four passes, including a 75-yard catch-and-run for a touchdown, for a game-high 111 yards against Rice ... Caught five passes for 58 yards, including a 24 yard touchdown grab against Troy ... Caught six passes for 58 yards at ULM ... Caught four passes for 20 yards at Middle Tennessee ... Caught three passes for 16 yards at FAU ... Made one tackle on the season, which came in punt coverage ... Attempted one pass, which fell incomplete **2009:** Sat out as part of NCAA transfer rules ... **College:** Signed with Oklahoma and spent his first season as a redshirt ... **High School/Personal:** Caught 27 passes for 482 yards and six touchdowns during his senior season at O. Perry Walker High School in Louisiana ... Was an all-district and All-West Bank performer his senior season and intercepted five passes while playing cornerback and safety ... As a junior he was an all-area selection and ran back three kickoffs for touchdowns while averaging 41 yards per return ... Caught 17 passes for 315 yards and four touchdowns during his junior season ... Was ranked No. 56 on Rivals.com's list of the top receivers in the Class of 2007 and the 23rd best player overall in the Louisiana Top 40 of 2007 ... Son of Michael Francis and Keilla Stradford ... Born on July 12, 1989.

### STRADFORD'S CAREER STATS

Year	G	Rec.	Yards	Avg.	TD	LG
2010	9	24	268	11.2	2	75
<b>Career</b>	<b>9</b>	<b>24</b>	<b>268</b>	<b>11.2</b>	<b>2</b>	<b>75</b>





## 3 Willie Taylor

Wide Receiver

Jr. ▶ 5-10 ▶ 181  
Dallas, TX ▶ (Hillcrest HS)

**2010:** Played in all 12 games ... Caught 11 passes for 57 yards on the season ... Moved the chains with three receptions for first downs

on third down plays ... Caught two passes for 19 yards at Western Kentucky ... Caught two passes for nine yards against Kansas State ... Caught a pass for nine yards at Middle Tennessee ... **2009:** Played in five games as a backup wide receiver and special teams player ... Totaled three receptions for seven yards in those games, including two catches for three yards against Louisiana-Monroe ... **2008:** Was a redshirt ... **High School/Personal:** Was a Top 100 Dallas-area prospect by the Dallas Morning News ... Passed for more than 1,000 yards in both his sophomore and junior season ... Led Hillcrest to the area playoffs as a junior throwing for 1,634 yards and 19 touchdowns ... Also rushed for 739 yards and seven touchdowns in 2006 ... Was a first-team all-district selection as a sophomore and junior ... Named the District 10-4A Newcomer of the Year in 2005 as a sophomore.

### TAYLOR'S CAREER STATS

Year	G	Rec.	Yards	Avg.	TD	LG
2008	1	0	0	0	0	0
2009	5	3	7	2.3	0	4
2010	12	11	57	5.2	0	10
<b>Career</b>	<b>18</b>	<b>14</b>	<b>64</b>	<b>4.6</b>	<b>0</b>	<b>10</b>



## 7 Derek Thompson

Quarterback

So. ▶ 6-4 ▶ 220  
Glen Rose, TX ▶ (Glen Rose HS)

**2010:** Played in three games and started one before falling to injury ... Threw for 83 yards

on 11-of-18 passing with one interception and no touchdowns ... Ran six times for 17 yards ... Completed all three of his pass attempts and gained 29 through the air against Clemson ... Threw for 43 yards and ran for 13 more at Army ... Completed two of four passes for 11 yards against Rice ... Rushed for one first down on two fourth down rushing attempts ... **2009:** Played in the season finale against Arkansas State and led North Texas on a 68-yard touchdown drive in the final minute of the game ... Threw for 60 yards and one touchdown and was three-for-three passing ... **High School/Personal:** Completed 180-of-302 pass attempts for 2,627 yards and 26 touchdowns and rushed for 629 yards on 98 carries and had 13 touchdowns in 2008 ... Was named the 2008 Offensive Player of the Year in District 7-3A ... Led his team to the quarterfinals of the state playoffs in 2007 and the team finished with a 10-4 record, the best in school history ... Named the District 12-3A MVP in 2007 while completing 183-of-315 pass attempts for 2,646 yards and 24 touchdowns ... Rushed for 443 yards on 91 carries along with seven touchdowns in 2007 ... In 2007 he was an honorable mention selection on the Texas Sports Writers Association Class 3A all-state team ... As a sophomore he threw for 1,900 yards and 15 touchdowns, while rushing for seven touchdowns and 400 yards ... In 2006 he was named the District 12-3A Newcomer of the Year ... As a freshman he threw for over 1,700 yards and 14 touchdowns ... Ran the 40 in 4.7 ... Ranked a 5.3 out of 6.1 by Rivals.com ... Also excelled in basketball, baseball, track and tennis during high school ... Son of Terry and Wendy Thompson ... Born on Sept. 24, 1990.

### THOMPSON'S CAREER STATS

Year	G	ATT	Comp	INT	PCT	Yards	TD	LG	EFF
2009	1	3	3	0	100.0	60	1	31	378.00
2010	3	18	11	1	61.1	83	0	20	88.73
<b>Career</b>	<b>4</b>	<b>21</b>	<b>14</b>	<b>1</b>	<b>66.7</b>	<b>143</b>	<b>1</b>	<b>31</b>	<b>130.1</b>



# PROFILES

↳ player bios




## 72 Matt Tomlinson

Offensive Line

Sr. ▶ 6-5 ▶ 298  
Klein, TX ▶ (Klein HS)

**2010:** Started all 12 games, starting the first three at right guard before moving to right tackle for the final nine ... Part of an offensive

line which helped North Texas have the 19th-ranked rushing offense in the nation ... Blocked for running back Lance Dunbar, who ran for 1,553 yards, which ranked 8th in the NCAA, second in the Sun Belt, and was the third most in a single-season at North Texas ... **2009:** Played in all 12 games with three starts ... Started two games at left tackle and one game at right tackle ... Helped the offensive line rank in the top 12 nationally in sacks allowed and ranked fifth in the nation in passes attempted per sacks allowed at 34.4 ... **2008:** Battled injury for most of the season but saw action against Middle Tennessee ... **2007:** Redshirted as a true freshman ... **High School/Personal:** Was named first-team all-district 16-5A in 2006 ... Was a 2006 All-Region II 5A First Team selection ... Was an Area Top-100 prospect by Houston Chronicle ... Was a Team Texas Third Team selection by 5atexasfootball.com ... Named Class 5A Greater Houston Area Second Team by Texasprepxtra.com ... Helped pave the way for Klein running backs to amass over 2,800 yards his senior season, including Horace Gibson's 1,477 yards ... Key member of Klein's 2006 Bi-district qualifying team ... Son of Les and Suzy Tomlinson ... Born Feb. 4, 1989.



## 7 Jamaal Wilson

Defensive Back

Sr. ▶ 5-10 ▶ 196  
DeSoto, TX (DeSoto HS)

**2010:** Played in all 12 games ... Finished second on the team with six tackles on punt coverage ... Returned one kick against Kansas

State for 22 yards ... Made three tackles at Army ... Compiled two tackles against Kansas State ... Tackled two ballcarriers against Rice



## 11 Will Wright

Linebacker

So. ▶ 6-2 ▶ 217  
Garland, TX (Garland HS)

**2010:** Played in eight games ... Returned one kick against Middle Tennessee for three yards ... Made four stops on the year, three of which

were in kickoff coverage. High School: Starred in a defense that allowed only 264.9 yards per game in 2009, which ranked among the best in the area ... Named to District 10-5A First Team ... Hauled in nine interceptions, and made 75 tackles from his sport at corner.



## 94 Kyle White

Defensive Line

Jr. ▶ 6-2 ▶ 309  
New Orleans, LA ▶ (McDonogh 35 HS)

**2010:** Did not see game action ... **2009:** Played in three games as a backup defensive tackle ... Totaled three tackles for the season, all

of which came against Alabama where he saw extensive action ... **High School/Personal:** Was named 10-4A all-district first-team as a defensive lineman ... Performed shuttle in 4.94 ... Ran the 40 in 5.2 ... Ranked a 5.1 out of 6.1 by Rivals.com ... Son of Carlita White ... Born on Sept. 9, 1990.



# PROFILES

↳ newcomers



Derek  
Akunne

Linebacker

Fr. ▶ 6-0 ▶ 250  
Garland, TX ▶ (North Garland HS)

**High School:** Was a two-way talent in high school, earning first-team all-district honors as both an offensive lineman and linebacker ... As a linebacker, Akunne racked up 111 tackles, including 17 for losses and 3.5 sacks in 2010.



Cooper  
Jones

Quarterback

Fr. ▶ 6-4 ▶ 205  
Lone Oak, TX ▶ (Lone Oak HS)

**High School:** Was named District 6-2A MVP his senior season ... Threw for 2,418 yards and 29 touchdowns and added six scores on the ground ... Was nominated for the Army All-American Bowl and received honorable mention all-state honors ... Was named first-team all-district as a defensive back and wide receiver in his sophomore season ... In addition to being a four year letterwinner in football, Jones lettered four years in track and basketball, earning all-district honors on the hardwood his sophomore and junior years.



Terell  
Brooks

Defensive Tackle

Fr. ▶ 6-4 ▶ 320  
Dallas, TX ▶ (Duncanville HS)

**High School:** Was a District 5-5A First Team selection his junior and senior seasons ... Recorded 72 tackles and had 11 sacks in 2010 ... Was listed as a top prospect at the SW Ultimate 100 over the summer ... Participated at the National Underclassmen Combine and was named an All-American.



Lairamie  
Lee

Defensive Back

Fr. ▶ 5-10 ▶ 183  
Tyler, TX ▶ (Chapel Hill HS)

**High School:** A two-way star in high school, Lee was named to the 2010 3A AP All-State team at the linebacker position ... Was the District 17-3A MVP as he rushed for 1,443 yards and 23 touchdowns his senior season ... Had eight games where he had at least two touchdowns to go along with six 100-yard rushing games as he ran 8.85 yards a carry ... In 2010, Lee had 15 catches and 212 receiving yards ... On defense, Lee had 148 tackles, 10 forced fumbles, 14 tackles for loss, and eight interceptions.



Travis  
Ellard

Offensive Line

Fr. ▶ 6-3 ▶ 282  
Deer Park, TX ▶ (Deer Park HS)

**High School:** Received first team all-district honors as a senior, both athletically and academically ... Was one of the team captains for the Deer.



Antoinne  
Jimmerson

Running Back

Fr. ▶ 5-9 ▶ 207  
Dallas, TX ▶ (DeSoto HS)

**High School:** Was a District 11-5A First-Team selection his senior season ... Rushed for 714 yards and eight touchdowns and had a rushing average of 6.8 yards per carry as a senior ... Caught eight passes out of the backfield for 156 yards ... Was a key part in helping lead DeSoto to a deep playoff run as he rushed for three touchdowns in its four playoff games ... Was a second-team all-district selection his junior and sophomore seasons.



Cyril  
Lemon

Offensive Line

Fr. ▶ 6-3 ▶ 313  
Marble Falls, TX ▶ (Marble Falls HS)

**High School:** Was a District 25-4A First-Team selection in 2010 ... Was a District 25-4A Second-Team pick as a junior ... Was a three-year starter at Marble Falls and his senior season blocked for an offense that averaged 27 points a game.



# PROFILES

↳ newcomers



**Alexander  
Lincoln**

**Defensive Line**

Fr. ▶ 6-2 ▶ 249  
Cibolo, TX ▶ (Steele HS)

**High School:** Received first-team all-area honors as a senior for Cibolo Steele, helping lead them to the Class 5A Division II State Championship ... Racked up 63 tackles, 5.5 sacks and 14 tackles-for-loss as a senior ... In addition, Lincoln was a second-team all-district selection as a junior.



**Daryl  
Mason**

**Defensive End**

Fr. ▶ 6-3 ▶ 209  
Garland, TX ▶ (Rowlett HS)

**High School:** Was named to the District 10-5A Second-Team as a senior ... Collected 34 tackles, seven tackles for loss, and six sacks, and also blocked a punt for Rowlett in 2010.



**Andrew  
McNulty**

**Quarterback**

Fr. ▶ 6-1 ▶ 197  
Iowa City, IA ▶ (Iowa City HS)

**High School:** Threw for 1,438 yards and 12 touchdowns as a senior and added 1,137 yards and 14 touchdowns on the ground ... Was named first-team all-state by the Iowa Newspapers Association, IowaPreps.com, and the Cedar Rapids Gazette ... Played in the Iowa Shrine Bowl ... Helped lead Iowa City to a 36-0 regular season record ... A two-star Rivals.com recruit ... Has a brother, Ted, playing for Kansas, and his father, Jim played football for Iowa.



**Austin  
Orr**

**Defensive End**

Fr. ▶ 6-4 ▶ 228  
Seabrook, TX ▶ (Clear Lake HS)

**High School:** Received first team all-district honors while playing at Clear Lake High School ... Was a two-star Rivals.com recruit ... Also lettered in track for the Falcons.



**Brent  
Osborn**

**Quarterback**

So. ▶ 6-4 ▶ 215  
Valley, AL ▶ (Northwest Miss. CC)

**Northwest Mississippi CC:** Threw for 2,014 yards and 18 touchdowns at Northwest Mississippi, completing 61.4 percent of his passes. ... Threw for 200 yards or more in seven of the Rangers' 10 games, including a career-best 255 yards on 27-of-36 passing and two TDs in a 24-7 win over Southwest Mississippi.

**High School:** Was named to the Opelika-Auburn News 'Super 8' Team and was selected to the Valley-Times News 'Super 25' team that encompasses East Alabama/West Georgia ... Passed for 787 yards and completed 54 percent of his passes in a run-oriented offense while throwing for 12 touchdowns as a senior ... Was a four-year letterwinner in football and baseball and lettered three years in basketball.



**Chad  
Polk**

**Linebacker**

Fr. ▶ 6-0 ▶ 203  
Dallas, TX ▶ (Woodrow Wilson HS)

**High School:** Was a four-year starter and was named to the District 12-4A First Team his junior and senior seasons ... Registered 156 tackles, 14 sacks, six tackles for loss, and had two forced fumbles his senior season ... Named to the Class 4A All-State Team as an honorable mention selection in 2010. ... Had 148 tackles and five sacks as a junior ... Was the Sophomore of the Year in District 12-4A.



**Andrew  
Power**

**Tight End**

Jr. ▶ 6-5 ▶ 258  
Myrtle Beach, SC ▶ (Arizona  
Western CC)

**Arizona Western:** Was named to the 2010 All-Region 1 second team ... Rated a three-star prospect by Rivals.com.

**High School:** As a senior at Myrtle Beach, he caught 23 passes for 304 yards and four touchdowns ... Was named to the all-region team and was the highest-rated tight end in the state of South Carolina by Rivals.com ... Was a two-sport star as he was a member of the 2008 Class AAA state basketball champions.



## Chaz Sampson

Wide Receiver

Fr. ▶ 6-5 ▶ 183  
Grand Prairie, TX ▶ (Mansfield  
Timberview HS)

**High School:** Had 28 catches for 646 yards and nine touchdowns as a senior ... Was ranked as a Top 100 area recruit by the Dallas Morning News ... Had only six catches, but still gained 136 yards as a junior, missing most of the year due to injury.



## Grant Shaw

Offensive Tackle

Fr. ▶ 6-5 ▶ 287  
Forney, TX ▶ (Forney HS)

**High School:** Was a two-time all-district performer at Forney High School ... Had 42 pancake blocks to lead him to first-team all-district honors as a senior, and received second-team all-district honors as a junior ... Was a three-year letterwinner in basketball, and was named to the second-team all-district squad his sophomore and junior seasons.



## Michael Stojkovic

Linebacker

Fr. ▶ 6-2 ▶ 211  
Katy, TX ▶ (Valley Forge Military  
Academy)

**High School:** Made 147 tackles and picked off four passes while at Valley Forge in 2010 ... Helped lead the Tigers to the state title game as a senior in 2009 ... Threw for 1,287 yards and 13 touchdowns while earning second-team all-district honors at Katy ... His father, Mike, played football for Cincinnati and his sister, Caitlin played soccer for Oklahoma.



## Kerry Swarn

Defensive Back

Fr. ▶ 6-2 ▶ 182  
Dallas, TX ▶ (Lincoln HS)

**High School:** Rated a 3-star prospect by Rivals.com ... Was rated No. 53 on The Dallas Morning News Area Top 100 list as the eighth-best defensive back in the area ... Was a District 12-4A First-Team selection as he recorded 50 tackles and had five interceptions, two of which were returned for touchdowns, as a senior ... Had 40 tackles and three interceptions as a junior.



## Micah Thompson

Defensive Tackle

Fr. ▶ 6-5 ▶ 307  
Jones, OK ▶ (Jones HS)

**High School:** Was named an all-city and all-state defensive tackle as a senior at Jones High School ... Was a two-star Rivals.com recruit ... Racked up 78 tackles, eight sacks, forced three fumbles and even picked off a pass as a senior ... Had a total of 180 tackles, 20 sacks, seven forced fumbles and two interceptions as a four-year letterwinner in football ... Lettered four years in track and powerlifting, and was a two-year letterman in basketball.



## Freddie Warner

Defensive Back

Fr. ▶ 5-10 ▶ 176  
Dallas, TX ▶ (Pinkston HS)

**High School:** Was rated a three-star prospect by Rivals.com ... Was rated No. 51 on the Dallas Morning News Area Top 100 list ... Was a two-time first-team all-district player and the 2009 and 2010 Special Teams MVP in District 11-4A ... Had 52 tackles his senior season with four interceptions ... As a junior he had 43 tackles and five interceptions ... Returned five punts for touchdowns as a junior and senior and he had one kickoff return for a TD as a junior ... On offense, he rushed for 327 yards and four touchdowns in 2010.



## Zac Whitfield

Running Back

Fr. ▶ 5-9 ▶ 180  
Sherman, TX ▶ (Sherman HS)

**High School:** Rushed for 23 touchdowns and over 1,100 yards his senior season at Sherman High School ... Was a 13-4A first-team all-district selection in consecutive seasons as a junior and a season ... Was named to the All-Texomaland football team in 2010 and 2009 by the Sherman Herald Democrat ... As a junior, Whitfield had over 1,200 yards rushing and 14 touchdowns ... Was timed in the 40-yard dash at 4.49 ... Was a multi-sport star, qualifying for regionals in track twice and was named the Sherman HS Sprinter of the Year in 2010.



# OPPONENTS

↳ 2011 opponents

## Game 1

September 1, 2011

North Texas at FIU  
Miami, Fla.

### ► The Series

Series Record: FIU leads 4-2

At Miami: FIU leads 2-1

At Denton: FIU leads 2-1

First game: W, 13-10, October 15, 2005

Last game: L, 34-10, October 16, 2010

Date	Location (Stadium)	Result	Score
10/16/10	Denton (Fouts Field) *	L	34-10
11/14/09	Miami (FIU Stadium) *	L	35-28
10/4/08	Denton (Fouts Field) *	L	42-10
12/1/07	Miami (Orange Bowl) *	L	38-19
10/7/06	Denton (Fouts Field) *	W(7OT)	25-22
10/15/05	Miami (FIU Stadium) *	W	13-10

\*- Denotes Sun Belt Conference Game

## Game 2

September 10, 2011

Houston at North Texas  
Denton, Texas

### ► The Series

Series Record: North Texas leads 7-5

At Houston: North Texas leads 3-2

At Home: North Texas leads 4-3

First game: W, 13-10, November 16, 1946

Last game: L, 31-9, October 24, 1998

Date	Location (Stadium)	Result	Score
10/24/98	Denton (Fouts Field)	L	31-9
9/27/80	Houston (Astrodome)	L	24-20
10/11/75	Irving (Texas Stadium)	W	28-0
10/29/60	Denton (Fouts Field)	L	41-16
10/24/59	Houston (Rice Stadium) *	W	7-6
11/15/58	Denton (Fouts Field) *	W	10-6
12/5/51	Denton (Eagle Park)	L	24-10
11/11/50	Houston (Public School)	W	16-13
11/12/49	Denton (Eagle Park)	W	28-23
11/13/48	Houston (Public School)	L	8-6
11/15/47	Denton (Eagle Park)	W	33-0
11/16/46	Houston (Public School)	W	7-3

\*- Denotes Missouri Valley Conference game

## Game 3

September 17, 2011

North Texas at Alabama  
at Tuscaloosa, Ala.

### ► The Series

Series Record: Alabama leads 3-0

At Tuscaloosa: Alabama leads 3-0

At Home: Never

First game: L, 38-19, October 28, 1995

Last game: L, 53-7, September 19, 2010

Date	Location (Stadium)	Result	Score
9/19/09	Tuscaloosa (Bryant-Denny)	L	53-7
9/14/02	Tuscaloosa (Bryant-Denny)	L	33-7
10/28/95	Tuscaloosa (Bryant-Denny)	L	38-19

## Game 4

September 24, 2011

Indiana at North Texas  
Denton, Texas

### ► The Series

Series Record: First Meeting

## Game 5

October 1, 2011

North Texas at Tulsa  
Tulsa, Okla.

### ► The Series

Series Record: Tulsa leads 16-6

At Tulsa: Tulsa leads 10-2

At Denton: Tulsa leads 6-4

First game: W, 14-12, October 19, 1957

Last game: L, 56-26, September 6, 2008

Date	Location (Stadium)	Result	Score
9/6/08	Denton (Fouts Field)	L	56-26
9/16/06	Tulsa (Skelly Stadium)	L	28-3
9/17/05	Denton (Fouts Field)	L	54-2
11/20/82	Denton (Fouts Field)	L	38-20
10/11/80	Tulsa (Skelly Stadium)	L	28-27
9/21/74	Tulsa (Skelly Stadium) *	L	31-6
11/17/73	Denton (Fouts Field) *	L	24-15
11/25/72	Tulsa (Skelly Stadium) *	L	45-22

12/5/70	Tulsa (Skelly Stadium) *	L	26-20
11/15/69	Denton (Fouts Field) *	W	42-16
10/19/68	Tulsa (Skelly Stadium) *	W	20-17
11/18/67	Denton (Fouts Field) *	W	54-12
10/15/66	Tulsa (Skelly Stadium) *	L	30-27
10/16/65	Denton (Fouts Field) *	L	27-20
11/14/64	Tulsa (Skelly Stadium) *	L	47-0
10/19/63	Denton (Fouts Field) *	L	22-21
10/13/62	Tulsa (Skelly Stadium) *	L	34-0
10/21/61	Denton (Fouts Field) *	W	23-12
11/12/60	Tulsa (Skelly Stadium) *	L	12-8
11/14/59	Tulsa (Skelly Stadium) *	L	17-6
10/25/58	Denton (Fouts Field) *	W	8-7
10/19/57	Tulsa (Skelly Stadium) *	W	14-12

\*- Denotes Missouri Valley Conference game

## Game 6

October 8, 2011

Florida Atlantic at North Texas  
Denton, Texas

### ► The Series

Series Record: FAU leads 6-1

At Boca Raton: FAU leads 2-1

At Denton: FAU leads 4-0

First game: L, 20-13, September 11, 2004

Last game: W, 21-17, September 25, 2010

Date	Location (Stadium)	Result	Score
9/25/10	Boca Raton (Lockhart) *	W	21-17
10/17/09	Denton (Fouts Field) *	L	44-40
11/8/08	Boca Raton (Lockhart) *	L	46-13
9/22/07	Denton (Fouts Field) *	L	30-20
11/18/06	Denton (Fouts Field) *	L	17-16
11/12/05	Miami (Dolphins Stadium) *	L	26-23
9/11/04	Denton (Fouts Field)	L	20-13

\*- Denotes Sun Belt Conference Game

## Game 7

October 15, 2011

North Texas at Louisiana-Lafayette  
Lafayette, La.

### ► The Series

Series Record: North Texas leads, 8-7

At Lafayette: North Texas leads, 4-3

At Denton: North Texas leads, 4-3

First game: W, 40-6, September 20, 1969

Last game: L, 28-27, October 2, 2010

# OPPONENTS

↳ 2011 opponents



Date	Location (Stadium)	Result	Score
10/2/10	Denton (Fouts Field) *	L	28-27
10/10/09	Lafayette (Cajun Field) *	L	38-34
10/11/08	Denton (Fouts Field) *	L	59-30
10/6/07	Lafayette (Cajun Field) *	L	38-29
11/11/06	Lafayette (Cajun Field) *	W	16-7
11/5/05	Denton (Fouts Field) *	L	31-28
11/5/04	Lafayette (Cajun Field) *	W	27-17
9/27/03	Denton (Fouts Field) *	W	44-23
10/26/02	Lafayette (Cajun Field) *	W	27-0
11/10/01	Denton (Fouts Field) *	W	42-17
10/28/00	Lafayette (Cajun Field)	W	13-0
9/25/82	Denton (Fouts Field)	L	31-14
9/26/81	Lafayette (Cajun Field)	L	34-11
10/4/80	Denton (Fouts Field)	W	22-20
9/20/69	Denton (Fouts Field)	W	40-6

\* - Denotes Sun Belt Conference Game

## Game 9

October 29, 2011

North Texas at Arkansas State  
Jonesboro, Ark.

### ► The Series

**Series Record:** ASU leads, 12-8  
**At Jonesboro:** ASU leads, 7-3 (NT leads 1-0 in Little Rock)  
**At Denton:** ASU leads, 5-4  
**First game:** W, 17-0 October 8, 1983  
**Last game:** L, 24-19, October 9, 2010

Date	Location (Stadium)	Result	Score
10/4/05	Denton (Fouts Field) *	L	13-10
10/30/03	Denton (Fouts Field)	W	21-0
12/1/01	Troy (Veterans Memorial)	L	18-16

\* - Denotes Sun Belt Conference Game

## Game 11

November 19, 2011

WKU at North Texas  
Denton, Texas

### ► The Series

**Series Record:** North Texas leads, 4-0  
**At Bowling Green:** North Texas leads, 2-0  
**At Denton:** North Texas leads, 2-0  
**First game:** November 24, 2007  
**Last game:** W, 33-6, October 30, 2010

Date	Location (Stadium)	Result	Score
10/30/10	Bowling Green (Smith Stadium) *	W	33-6
10/31/09	Denton (Fouts Field) *	W	68-49
11/1/08	Bowling Green (Smith Stadium)	W	51-40
11/24/07	Denton (Fouts Field)	W	27-26

\* - Denotes Sun Belt Conference Game

## Game 12

December 3, 2011

Middle Tennessee at North Texas  
Denton, Texas

### ► The Series

**Series Record:** North Texas leads, 6-4  
**At Murfreesboro:** North Texas leads, 4-1  
**At Denton:** Middle Tennessee leads, 3-2  
**First game:** October 13, 2001  
**Last game:** W, 23-17, November 13, 2010

Date	Location (Stadium)	Result	Score
11/13/10	Murfreesboro (Floyd) *	W	23-17
9/26/09	Denton (Fouts Field) *	L	37-21
11/22/08	Murfreesboro (Floyd) *	L	52-13
10/27/07	Denton (Fouts Field) *	L	48-28
9/30/06	Denton (Fouts Field) *	L	35-0
9/10/05	Murfreesboro (Floyd) *	W	14-7
10/2/04	Denton (Fouts Field) *	W	30-21
10/25/03	Murfreesboro (Floyd) *	W	33-28
11/23/02	Murfreesboro (Floyd) *	W	30-20
10/13/01	Denton (Fouts Field) *	W	24-21

\* - Denotes Sun Belt Conference Game

## Game 8

October 22, 2011

ULM at North Texas  
Denton, Texas

### ► The Series

**Series Record:** ULM leads, 15-12  
**At Monroe:** ULM leads, 10-4  
**At Denton:** North Texas leads, 8-5  
**First game:** W, 28-6, November 11, 1978  
**Last game:** L, 49-37, November 20, 2010

Date	Location (Stadium)	Result	Score
11/20/10	Monroe (Malone Stadium) *	L	49-37
11/7/09	Denton (Fouts Field) *	L	33-6
10/18/08	Monroe (Malone Stadium) *	L	35-23
10/13/07	Denton (Fouts Field) *	W	31-21
11/25/06	Monroe (Malone Stadium) *	L	23-3
11/19/05	Denton (Fouts Field) *	L	24-19
10/30/04	Denton (Fouts Field) *	W	45-30
11/8/03	Monroe (Malone Stadium) *	W	28-26
11/2/02	Denton (Fouts Field) *	W	41-2
10/6/01	Monroe (Malone Stadium) *	L	19-17
11/19/94	Monroe (Malone Stadium) ^	L	38-20
11/20/93	Monroe (Malone Stadium) ^	L	61-31
11/21/92	Denton (Fouts Field) ^	L	47-25
11/23/91	Monroe (Malone Stadium) ^	L	44-21
11/24/90	Denton (Fouts Field) ^	L	16-15
11/18/89	Monroe (Malone Stadium) ^	W	28-25
10/8/88	Denton (Fouts Field) ^	W	26-23
11/28/87	Monroe (Malone Stadium) #	L	30-9
11/14/87	Monroe (Malone Stadium) ^	L	24-23
11/15/86	Denton (Fouts Field) ^	W	28-20
11/16/85	Monroe (Malone Stadium) ^	L	18-17
11/10/84	Denton (Fouts Field) ^	W	10-3
11/5/83	Monroe (Malone Stadium) ^	W	27-7
9/18/82	Denton (Fouts Field)	L	38-15
11/14/81	Monroe (Malone Stadium)	W	17-14
11/15/80	Denton (Fouts Field)	W	26-18
11/11/78	Denton (Fouts Field)	W	28-6

\* - Denotes Sun Belt Conference Game

^ - Denotes Southland Conference Game

# - Denotes NCAA Playoff Game

Date	Location (Stadium)	Result	Score
10/9/10	Denton (Fouts Field)	L	24-19
11/28/09	Jonesboro (ASU Stadium) *	L	30-26
11/29/08	Denton (Fouts Field) *	L	33-28
11/15/07	Jonesboro (Indian) *	L	31-27
10/21/06	Jonesboro (Indian) *	L	29-10
11/26/05	Denton (Fouts Field) *	L	31-24
11/18/04	Jonesboro (Indian) *	W	31-7
11/15/03	Denton (Fouts Field) *	W	58-14
10/19/02	Jonesboro (Indian) *	W	13-10
10/20/01	Denton (Fouts Field) *	W	45-0
11/11/00	Jonesboro (Indian) #	L	53-28
10/23/99	Denton (Fouts Field) #	L	14-10
11/2/90	Denton (Fouts Field)	W	35-26
9/23/89	Jonesboro (Indian)	W	20-17
9/17/88	Denton (Fouts Field)	W	49-21
11/7/87	Jonesboro (Indian)	L	27-20
11/8/86	Denton (Fouts Field) ^	L	43-21
10/12/85	Jonesboro (Indian) ^	L	56-0
10/6/84	Jonesboro (Indian) ^	L	14-9
10/8/83	Little Rock (War Memorial) ^	W	17-0

\* - Denotes Sun Belt Conference Game

# - Denotes Big West Conference Game

^ - Denotes Southland Conference Game

## Game 10

November 12, 2011

North Texas at Troy  
Troy, Ala.

### ► The Series

**Series Record:** Troy leads, 7-1  
**At Troy:** Troy leads, 4-0  
**At Denton:** Troy leads, 3-1  
**First game:** November 17, 2001  
**Last game:** L, 41-35, November 6, 2010

Date	Location (Stadium)	Result	Score
11/6/10	Denton (Fouts Field) *	L	41-35
10/24/09	Troy (Movie Gallery) *	L	50-26
10/25/08	Denton (Fouts Field) *	L	45-17
10/20/07	Troy (Movie Gallery) *	L	45-7
10/28/06	Troy (Movie Gallery) *	L	14-6





# OPPONENTS

↳ all-time results

OPPONENT	W	L	T	LAST MEETING	SCORE
Abilene Christian	15	8	1	1994	48-0
Air Force	0	1	0	2003	21-34
Akron	0	2	0	2006	13-33
<b>Alabama</b>	<b>0</b>	<b>3</b>	<b>0</b>	<b>2009</b>	<b>7-53</b>
Alcorn State	1	0	0	1990	20-7
Angelo State	1	0	0	1984	7-3
Arizona	0	1	0	2002	9-14
Arizona State	1	4	0	1998	15-34
Arkansas	0	9	0	2007	7-66
Ark.-Monticello	2	0	0	1941	60-0
<b>Arkansas State</b>	<b>8</b>	<b>12</b>	<b>0</b>	<b>2010</b>	<b>19-24</b>
Army	0	4	0	2010	0-24
Auburn	0	1	0	1981	0-20
Austin College	10	5	1	1946	14-0
Ball State	1	0	0	2009	20-10
Baylor	1	11	0	2004	14-37
Boise State	3	3	0	2000	0-59
Bowling Green	0	1	0	1964	7-21
BYU	2	3	0	1980	23-41
Burleson College	4	2	0	1922	13-9
Cal Poly-Pomona	2	0	0	1976	21-10
Cincinnati	9	7	1	2002	24-19
Clemson	0	1	0	2010	10-35
Colorado	0	1	0	2004	21-52
Colorado State	2	1	0	2001	20-45
Dallas University	3	2	0	1919	87-6
Daniel Baker Col.	3	0	0	1931	32-13
Dayton	0	1	0	1952	14-20
Decatur Baptist	11	0	0	1929	97-0
Drake	10	4	1	1976	63-0
East Carolina	0	1	0	1979	16-49
East Texas State	19	6	1	1951	48-7
E. Washington	1	0	1	1988	51-0
Emporia State	1	0	1	1955	62-0
Florida	1	0	0	1947	20-12
<b>Florida Atlantic</b>	<b>1</b>	<b>6</b>	<b>0</b>	<b>2010</b>	<b>21-17</b>
<b>FIU</b>	<b>2</b>	<b>4</b>	<b>0</b>	<b>2010</b>	<b>10-34</b>
Florida State	0	2	0	1977	14-35
Fresno State	2	0	0	1951	62-0
Hardin-Simmons	11	8	1	1963	18-12
<b>Houston</b>	<b>7</b>	<b>5</b>	<b>0</b>	<b>1998</b>	<b>9-31</b>
Howard Payne	2	1	0	1949	34-14
Idaho State	1	0	0	1995	41-38
Idaho	5	4	0	2004	51-29
Illinois State	1	0	0	1996	20-14
Kansas	0	3	0	1998	13-24
Kansas State	1	5	0	2010	41-49
Kentucky	0	3	0	1984	7-31
Lamar	4	2	0	1986	33-13
Long Beach State	0	2	1	1974	19-35
LSU	0	4	0	2008	3-41
<b>Louisiana-Lafayette</b>	<b>8</b>	<b>7</b>	<b>0</b>	<b>2010</b>	<b>27-28</b>
Louisiana Tech	5	6	0	2006	31-34

OPPONENT	W	L	T	LAST MEETING	SCORE
Louisville	10	7	0	1995	14-57
Marshall	0	1	0	1988	0-7
McMurray	4	2	2	1957	14-7
McNeese State	6	5	1	1994	38-17
Memphis	4	15	0	1980	29-10
Meridian	2	1	0	1920	41-0
Miami (Fla.)	0	1	0	1980	8-26
Midwestern	7	1	1	1956	14-7
Missouri	0	1	0	1995	7-28
Montana	0	1	0	1994	17-21
Murray State	1	0	0	1989	28-14
<b>Middle Tenn.</b>	<b>6</b>	<b>4</b>	<b>0</b>	<b>2010</b>	<b>23-17</b>
Mississippi	0	4	0	1956	0-45
Mississippi State	2	6	0	1978	5-17
Missouri State	2	1	1	1994	26-20
Nicholls State	5	0	0	2002	23-0
Navy	0	1	0	2007	62-74
Nebraska	0	1	0	1993	14-76
Nevada	2	9	0	1999	28-41
New Mexico	1	1	0	1983	18-8
New Mexico St.	22	9	2	2004	36-26
North Dakota	1	0	0	1952	55-0
Northwestern St	4	6	0	1994	28-25
N. Illinois	1	0	0	1996	24-21
N. Michigan	1	0	0	1968	17-3
Ohio	0	1	0	2009	30-31
Oklahoma	0	7	0	2007	10-79
Oklahoma Baptist	1	0	0	1920	29-0
Oklahoma City .	1	1	0	1949	26-7
Oklahoma State	1	10	0	1994	34-36
Oregon State	1	1	0	1997	7-33
Pacific	1	1	0	1951	0-34
Parsons College	1	0	0	1965	26-7
Pittsburg State	1	0	0	1938	28-0
Rice	1	2	0	2010	31-32
Richmond	2	6	0	1982	22-13
Sam Houston State	19	11	1	1994	21-16
Samford	1	0	0	2000	14-6
San Diego State	1	6	0	1975	12-30
San Jose State	1	2	1	1981	16-28
SE Oklahoma	4	1	1	1920	47-0
Southern Illinois	4	0	0	1967	37-0
Southern Miss.	3	4	0	2004	10-31
SMU	4	28	1	2007	31-45
SW Oklahoma	1	0	0	1950	76-6
South Florida	0	2	0	2002	17-24
Southwestern	5	2	2	1938	27-6
Stephen F. Austin	23	3	3	1994	33-33
Sul Ross	1	0	0	1951	62-6
Tampa	1	2	0	1970	7-18
Tarleton State	1	2	0	1921	0-13
Tennessee	1	0	0	1975	21-14
Ten.-Chattanooga	5	3	0	1966	42-7
Terrell Academy	0	1	0	1914	0-6

# OPPONENTS

↳ all-time results



OPPONENT	W	L	T	LAST MEETING	SCORE
Texas	0	9	0	2006	7-56
Texas A&M	0	7	0	1998	9-28
TCU	2	16	0	2002	10-16
Texas State	28	6	3	1994	27-14
Texas Tech	4	4	0	2001	14-42
Thorp Springs	1	0	0	1916	48-0
Trinity	16	9	2	1957	13-26
<b>Troy</b>	<b>1</b>	<b>7</b>	<b>0</b>	<b>2010</b>	<b>35-41</b>
<b>Tulsa</b>	<b>6</b>	<b>16</b>	<b>0</b>	<b>2008</b>	<b>26-56</b>
UAB	0	1	0	1995	14-19
<b>ULM</b>	<b>13</b>	<b>14</b>	<b>0</b>	<b>2010</b>	<b>37-49</b>
UNLV	0	4	0	2000	0-38
UTA	11	4	1	1985	23-20
UTEP	13	5	3	1980	35-15
Utah State	3	4	0	2004	31-23
Vanderbilt	0	2	0	1997	12-29
Weber State	1	1	0	1971	0-20
Wesley College	1	0	0	1921	33-6
<b>Western Kentucky</b>	<b>4</b>	<b>0</b>	<b>0</b>	<b>2010</b>	<b>33-6</b>
West Texas State	17	6	0	1983	32-3
Wichita State	11	5	1	1974	10-10
Youngstown	2	0	0	1957	68-13

## Homecoming Results (39-21-1)

1946	NT 47, East Texas St. 7
1947	NT 33, Houston 0
1948	NT 27, East Texas St. 7
1949	NT 28, Houston 23
1950	NT 34, Nevada 21
1951	NT 61, Midwestern St. 0
1952	NT 34, Texas Tech 19
1953	NT 38, West Texas St. 6
1954	UTEP 6, NT 0
1955	UT-Chattanooga 14, NT 6
1956	NT 7, Trinity 7
1957	NT 12, UT-Chattanooga 0
1958	NT 8, Tulsa 7
1959	NT 12, Wichita State 0
1960	NT 26, Hardin-Simmons 19
1961	NT 23, Tulsa 12
1962	NT 14, Cincinnati 8
1963	NT 7, Wichita State 3
1964	Cincinnati 27, NT 6
1965	NT 24, Wichita State 21
1966	NT 35, Cincinnati 13
1967	NT 20, Wichita State 14
1968	NT 55, Cincinnati 34
1969	NT 27, Wichita State 0
1970	Cincinnati 30, NT 10
1971	NT 21, Drake 12
1972	New Mexico St. 36, NT 22
1973	NT 31, Wichita State 21
1974	NT 24, New Mexico St. 19
1975	NT 27, Cal Poly Pomona 17
1976	Florida State 21, NT 20
1977	NT 45, New Mexico St. 17
1978	NT 25, S. Mississippi 12
1979	NT 28, West Texas St. 14
1980	NT 26, ULM 18
1981	NT 38, New Mexico St. 16
1982	New Mexico 20, NT 17
1983	NT 10, Lamar 0
1984	NT 10, ULM 3
1985	Louisiana Tech 33, NT 8
1986	Arkansas State 43, NT 21
1987	NT 41, Sam Houston 24
1988	NT 37, McNeese St. 0
1989	S.F. Austin 35, NT 16
1990	McNeese State 16, NT 14
1991	NT 18, S.F. Austin 14
1992	NT 37, Notherwestern State 34
1993	NT 35, Texas State 28
1994	NT 38, McNeese St. 17
1995	UAB 19, NT 14
1996	Nevada 40, NT 13
1997	Boise State 17, NT 14
1998	NT 27, Nevada 21
1999	Arkansas State 14, NT 10
2000	Utah State 17, NT 12
2001	NT 24, Middle Tennessee 21
2002	NT 41, ULM 2
2003	NT 37, Utah State 27
2004	NT 36, New Mexico St. 26
2005	ULM 24, NT 19
2006	NT 25, FIU 22
2007	Middle Tennessee 38, NT 28
2008	Troy 45, NT 17
2009	Florida Atlantic 44, NT 40
2010	FIU 34, NT 10

Wins in bold

## Mean Green vs. FBS Conferences

Conference	Record	Last Played	Last Opponent
Atlantic Coast	0-3	2010	Clemson
Big East	0-1	1980	Miami (FL)
Big 12	7-56	2010	Kansas State
Conference USA	33-46-1	2010	Rice
Independent	1-3	2010	Army
Mid-American	2-4	2009	Ohio
Mountain West	6-15	2003	Air Force
Pac-12	2-4	1997	Oregon State
Southeastern	3-32	2009	Alabama
Sun Belt	34-37	2010	ULM.
Western Athletic	34-75-2	2006	Louisiana Tech





# IN REVIEW

↳ results and statistics

## ↳ Mean Green 2010 Results

Date	Opponent	Results	Atten.
Sept. 4	at Clemson	L, 35-10	75,000
Sept. 11	Rice	L, 32-31	23,743
Sept. 18	at Army	L, 24-0	24,689
Sept. 25	at Florida Atlantic*	W, 21-17	15,143
Oct. 2	Louisiana-Lafayette*	L, 28-27	17,015
Oct. 9	Arkansas St.*	L, 24-19	14,589
Oct. 16	FIU*	L, 34-10	14,718
Oct. 30	at Western Kentucky*	W, 33-6	14,373
Nov. 6	Troy*	L, 41-35	14,289
Nov. 13	at Middle Tennessee*	W, 23-17	14,227
Nov. 20	at ULM*	L, 49-37	8,905
Nov. 27	Kansas St.	L, 49-41	21,952

\*Sun Belt Conference Game

## ↳ Win-Loss Breakdown

<b>All Games</b> .....	<b>3</b> .....	<b>9</b> .....	<b>250</b>
Home.....	0.....	6.....	000
Away.....	3.....	3.....	500
<b>Sun Belt Games</b> .....	<b>3</b> .....	<b>5</b> .....	<b>375</b>
Home.....	0.....	4.....	000
Away.....	3.....	1.....	750

## ↳ North Texas Record When...

Leading at the half.....	3.....	2.....	600
Trailing at the half.....	0.....	7.....	000
Tied at the half.....	0.....	0.....	000
Leading after three quarters.....	3.....	2.....	600
Trailing after three quarters.....	0.....	7.....	000
Tied after three quarters.....	0.....	0.....	000
Scoring first.....	1.....	2.....	333
Opponent scores first.....	2.....	7.....	222
Running more plays than opponent.....	2.....	5.....	286
Opponent runs more plays.....	0.....	3.....	000
Committing more turnovers.....	0.....	6.....	000
Committing less turnovers.....	2.....	1.....	667
Turnovers are even.....	1.....	2.....	333
Committing at least two turnovers.....	2.....	6.....	250
Winning time of possession.....	2.....	3.....	400
Opponent wins time of possession.....	1.....	6.....	143
Running 70 or more off. plays.....	1.....	4.....	200
Running less than 70 off. plays.....	2.....	5.....	286
Rushing for 150 yards or more.....	3.....	7.....	300
Rushing for less than 150 yards.....	0.....	2.....	000
Passing for 200 yards or more.....	0.....	4.....	000
Passing for less than 200 yards.....	3.....	5.....	375
Passing % is over 55%.....	3.....	4.....	429
Passing % is less than 55%.....	0.....	5.....	000
Third down conv. is over 40%.....	2.....	2.....	500
Third down conv. is less than 40%.....	1.....	7.....	125
Gaining more total yards than opp.....	3.....	4.....	429
Gaining less total yards than opp.....	0.....	5.....	000
Playing at home.....	0.....	6.....	000
Playing on the road.....	3.....	3.....	500
Playing on natural grass.....	1.....	2.....	333
Playing on artificial surface.....	2.....	7.....	222

## ↳ Team Statistics

	NT	OPP
SCORING.....	287.....	356
Points Per Game.....	23.9.....	29.7
FIRST DOWNS.....	224.....	222
Rushing.....	122.....	108
Passing.....	89.....	100
Penalty.....	13.....	14
RUSHING YARDAGE.....	2,426.....	2,219
Yards gained rushing.....	2,801.....	2,451
Yards lost rushing.....	375.....	232
Rushing Attempts.....	489.....	473
Average Per Rush.....	5.0.....	4.7
Average Per Game.....	202.2.....	184.9
TDs Rushing.....	17.....	23
PASSING YARDAGE.....	2,077.....	2,515
Att-Comp-Int.....	316-182-9.....	328-178-8
Average Per Pass.....	6.6.....	7.7
Average Per Catch.....	11.4.....	13.4
Average Per Game.....	173.1.....	209.6
TDs Passing.....	16.....	20
TOTAL OFFENSE.....	4,503.....	4,734
Total Plays.....	805.....	801
Average Per Play.....	5.6.....	5.9
Average Per Game.....	375.2.....	394.5
KICK RETURNS: #-Yards.....	58-1,409.....	51-1,135
PUNT RETURNS: #-Yards.....	13-43.....	33-297
INT RETURNS: #-Yards.....	8-74.....	9-38
KICK RETURN AVERAGE.....	24.3.....	22.3
PUNT RETURN AVERAGE.....	3.3.....	9.0
INT RETURN AVERAGE.....	9.2.....	4.2
FUMBLES-LOST.....	23-9.....	15-7
PENALTIES-Yards.....	85-618.....	73-597
Average Per Game.....	51.5.....	49.8
PUNTS-Yards.....	70-2,830.....	62-2,591
Average Per Punt.....	40.4.....	41.8
Net punt average.....	34.8.....	40.1
TIME OF POSSESSION/Game.....	31:31.....	28:29
3RD-DOWN Conversions.....	71-179.....	82-183
3rd-Down Pct.....	40%.....	45%
4TH-DOWN Conversions.....	9-16.....	5-10
4th-Down Pct.....	56%.....	50%
SACKS BY-Yards.....	19-153.....	30-185
MISC YARDS.....	29.....	1
TOUCHDOWNS SCORED.....	35.....	45
FIELD GOALS-ATTEMPTS.....	15-18.....	14-20
ON-SIDE KICKS.....	0-2.....	0-0
RED-ZONE SCORES.....	58-70 83%.....	76-88 86%
RED-ZONE TOUCHDOWNS.....	36-70 51%.....	54-88 61%
PAT-ATTEMPTS.....	32-35 91%.....	44-44 100%
ATTENDANCE.....	106,306.....	152,337
Games/Avg Per Game.....	6/17,718.....	6/25,389
Neutral Site Games.....	.....	0/0

## ↳ Score By Quarters

	1st	2nd	3rd	4th	OT	Total
<b>North Texas</b>	<b>67</b>	<b>96</b>	<b>44</b>	<b>80</b>	<b>0</b>	<b>287</b>
<b>Opponents</b>	<b>103</b>	<b>113</b>	<b>76</b>	<b>64</b>	<b>0</b>	<b>356</b>

# IN REVIEW

↳ individual statistics



↳ Rushing	GP	Att	Gain	Loss	Net	Avg	TD	Long	Avg/
Dunbar, Lance	12	274	1,639	86	1,553	5.7	13	83	129.4
Dodge, Riley	11	79	370	117	253	3.2	1	26	23.0
Hamilton, James	5	26	216	2	214	8.2	1	32	42.8
Byrd, Brandin	12	34	173	4	169	5.0	1	53	14.1
Baine, Chase	3	30	179	70	109	3.6	0	33	36.3
Carey, Darius	12	5	68	3	65	13.0	1	21	5.4
Robertson, Craig	12	1	64	0	64	64.0	0	64	5.3
Thompson, Derek	3	6	26	9	17	2.8	0	21	5.7
Tune, Nathan	2	22	58	43	15	0.7	0	15	7.5
Jackson, Jamaal	11	2	6	0	6	3.0	0	5	0.5
Graham, Brad	11	1	1	0	1	1.0	0	1	0.1
Chancellor, Brelan	10	2	1	1	0	0.0	0	1	0.0
<b>TEAM</b>	<b>7</b>	<b>7</b>	<b>0</b>	<b>40</b>	<b>-40</b>	<b>-5.7</b>	<b>0</b>	<b>0</b>	<b>-5.7</b>
<b>Total.....</b>	<b>12</b>	<b>489</b>	<b>2,801</b>	<b>375</b>	<b>2,426</b>	<b>5.0</b>	<b>17</b>	<b>83</b>	<b>202.2</b>
<b>Opponents.....</b>	<b>12</b>	<b>473</b>	<b>2,451</b>	<b>232</b>	<b>2,219</b>	<b>4.7</b>	<b>23</b>	<b>60</b>	<b>184.9</b>

↳ Passing	G	Effic	Att	Cmp	Int	Pct	Yds	TD	Lng	Avg/G
Dodge, Riley	11	134.15	176	106	4	60.2	1,212	11	66	110.2
Tune, Nathan	2	136.82	66	39	2	59.1	525	4	75	262.5
Baine, Chase	3	92.24	53	26	1	49.1	257	1	31	85.7
Thompson, Derek	3	88.73	18	11	1	61.1	83	0	20	27.7
TEAM	7	0.00	2	0	0	0.0	0	0	0	0.0
Stradford, Tyler	9	0.00	1	0	0	0.0	0	0	0	0.0
<b>Total.....</b>	<b>12</b>	<b>123.82</b>	<b>316</b>	<b>182</b>	<b>9</b>	<b>57.6</b>	<b>2,077</b>	<b>16</b>	<b>75</b>	<b>173.1</b>
<b>Opponents.....</b>	<b>12</b>	<b>136.66</b>	<b>328</b>	<b>187</b>	<b>8</b>	<b>57.0</b>	<b>2,515</b>	<b>20</b>	<b>82</b>	<b>209.6</b>

↳ Receiving	G	No.	Yds	Avg	TD	Long	Avg/G
Carey, Darius	12	38	524	13.8	5	46	43.7
Jackson, Jamaal	11	33	446	13.5	4	45	40.5
Dunbar, Lance	12	28	332	11.9	3	66	27.7
Stradford, Tyler	9	24	268	11.2	2	75	29.8
Lott, Alex	12	15	164	10.9	1	37	13.7
Taylor, Willie	12	11	57	5.2	0	10	4.8
Olawale, Jamize	11	6	79	13.2	0	30	7.2
Lewis, B.J.	9	6	55	9.2	0	18	6.1
Bynes, Chris	3	5	51	10.2	0	26	17.0
Hamilton, James	5	5	8	1.6	0	8	1.6
Johnson, Breece	3	3	17	5.7	0	9	5.7
Miller, Drew	12	1	31	31.0	1	31	2.6
Gilmartin, Connor	10	1	17	17.0	0	17	1.4
Chancellor, Brelan	10	1	12	12.0	0	12	1.2
Jones, Benny	1	1	7	7.0	0	7	7.0
Byrd, Brandin	12	1	6	6.0	0	6	0.5
Prior, Daniel	12	1	6	6.0	0	6	0.5
Dodge, Riley	11	1	1	1.0	0	1	0.1
Tune, Nathan	2	1	-4	4.0	0	0	-2.0
<b>Total.....</b>	<b>12</b>	<b>182</b>	<b>2,077</b>	<b>11.4</b>	<b>16</b>	<b>75</b>	<b>173.1</b>
<b>Opponents.....</b>	<b>12</b>	<b>187</b>	<b>2,515</b>	<b>13.4</b>	<b>20</b>	<b>82</b>	<b>209.6</b>



# IN REVIEW

↳ individual statistics

↳ Total Offense	G	Plays	Rush	Pass	Total	Avg/G
Dunbar, Lance	12	274	1,553	0	1,553	129.4
Dodge, Riley	11	255	253	1,212	1,465	133.2
Tune, Nathan	2	88	15	525	540	270.0
Baine, Chase	3	83	109	257	366	122.0
Hamilton, James	5	26	214	0	214	42.8
Byrd, Brandin	12	34	169	0	169	14.1
Thompson, Derek	3	24	17	83	100	33.3
Carey, Darius	12	5	65	0	65	5.4
Robertson, Craig	12	1	64	0	64	5.3
Jackson, Jamaal	11	2	6	0	6	0.5
Brad Graham	11	1	1	0	1	0.1
<b>TEAM</b>	<b>7</b>	<b>9</b>	<b>-40</b>	<b>0</b>	<b>-40</b>	<b>-5.7</b>
<b>Total.....</b>	<b>12</b>	<b>805</b>	<b>2,426</b>	<b>2,077</b>	<b>4,503</b>	<b>375.2</b>
<b>Opponents</b>	<b>12</b>	<b>801</b>	<b>2,219</b>	<b>2,515</b>	<b>4,734</b>	<b>394.5</b>

↳ Kick Returns	No.	Yds	Avg	TD	Long
Chancellor, Brelan	33	923	28.0	2	93
Smith, Ira	13	263	20.2	0	32
Jackson, Jamaal	6	147	24.5	0	34
Hamilton, James	2	28	14.0	0	28
Wright, Will	1	3	3.0	0	3
Ross, Draylen	1	9	9.0	0	9
Mosely, Micah	1	14	14.0	0	14
Wilson, Jamal	1	22	22.0	0	22
<b>Total.....</b>	<b>58</b>	<b>1,409</b>	<b>24.3</b>	<b>2</b>	<b>93</b>
<b>Opponents.....</b>	<b>51</b>	<b>1,135</b>	<b>22.3</b>	<b>1</b>	<b>92</b>

↳ Interceptions	No.	Yds	Avg	TD	Long
Phillips, Jeremy	2	18	9.0	0	10
Shorter, John	2	50	25.0	0	49
Robertson, Craig	1	0	0.0	0	0
Hill, Royce	1	6	6.0	0	6
Penson, A.J.	1	0	0.0	0	0
Downing, Ryan	1	0	0.0	0	0
<b>Total.....</b>	<b>8</b>	<b>74</b>	<b>9.2</b>	<b>0</b>	<b>49</b>
<b>Opponents.....</b>	<b>9</b>	<b>38</b>	<b>4.2</b>	<b>0</b>	<b>30</b>

↳ Punt Returns	No.	Yds	Avg	TD	Long
Chancellor, Brelan	5	10	2.0	0	6
Carey, Darius	5	26	5.2	0	18
Hill, Royce	2	3	1.5	0	6
Bynes, Chris	1	4	4.0	0	4
<b>Total.....</b>	<b>13</b>	<b>43</b>	<b>3.3</b>	<b>0</b>	<b>18</b>
<b>Opponents.....</b>	<b>33</b>	<b>297</b>	<b>9.0</b>	<b>0</b>	<b>29</b>

↳ Fumble Returns	No.	Yds	Avg	TD	Long
Hill, Royce	1	22	22.0	0	22
<b>Total.....</b>	<b>1</b>	<b>22</b>	<b>22.0</b>	<b>0</b>	<b>22</b>
<b>Opponents.....</b>	<b>1</b>	<b>40</b>	<b>40.0</b>	<b>0</b>	<b>40</b>

# IN REVIEW

↳ individual statistics



↳ Field Goals	FGM-FGA	Pct	01-19	20-29	30-39	40-49	50-99	Lg	Blkd
Olen, Zach	13-15	86.7	0-0	5-5	5-6	2-3	1-1	53	0
Deans, Trent	2-3	66.7	0-0	2-2	0-0	0-1	0-0	25	1

↳ Punting	No.	Yds	Avg	Long	TB	FC	I20	Blkd
Atterberry, Will	43	1,799	41.8	70	5	5	11	1
Deans, Trent	26	1,031	39.7	50	0	4	6	0
<b>TEAM</b>	<b>1</b>	<b>0</b>	<b>0.0</b>	<b>0</b>	<b>0</b>	<b>0</b>	<b>0</b>	<b>0</b>
<b>Total.....</b>	<b>70</b>	<b>2,830</b>	<b>40.4</b>	<b>70</b>	<b>5</b>	<b>9</b>	<b>17</b>	<b>1</b>
<b>Opponents.....</b>	<b>62</b>	<b>2,591</b>	<b>41.8</b>	<b>79</b>	<b>3</b>	<b>21</b>	<b>17</b>	<b>0</b>

----- PATs -----									
↳ Scoring	TD	FGs	Kick	Rush	Rcv	Pass	DXP	Saf	Points
Dunbar, Lance	16	--	--	--	--	--	--	--	96
Olen, Zach	--	13-15	21-23	--	--	--	--	--	60
Carey, Darius	6	--	--	--	--	--	--	--	36
Jackson, Jamaal	4	--	--	--	--	--	--	--	24
Deans, Trent	--	2-3	11-12	--	--	--	--	--	17
Chancellor, Brelan	2	--	--	--	--	--	--	--	12
Stradford, Tyler	2	--	--	--	--	--	--	--	12
Lott, Alex	1	--	--	--	--	--	--	--	6
Hamilton, James	1	--	--	--	--	--	--	--	6
Byrd, Brandin	1	--	--	--	--	--	--	--	6
Dodge, Riley	1	--	--	--	--	--	--	--	6
Miller, Drew	1	--	--	--	--	--	--	--	6
<b>Total.....</b>	<b>35</b>	<b>15-18</b>	<b>32-35</b>	--	--	--	--	--	<b>287</b>
<b>Opponents.....</b>	<b>45</b>	<b>14-20</b>	<b>44-44</b>	--	--	--	--	--	<b>356</b>

↳ All Purpose	G	Rush	Rec	PR	KOR	IR	Tot	Avg/G
Dunbar, Lance	12	1,553	332	0	0	0	1,885	157.1
Chancellor, Brelan	10	0	12	10	923	0	945	94.5
Carey, Darius	12	65	524	26	0	0	615	51.2
Jackson, Jamaal	11	6	446	0	147	0	599	54.5
Stradford, Tyler	9	0	268	0	0	0	268	29.8
Smith, Ira	10	0	0	0	263	0	263	26.3
Dodge, Riley	11	253	1	0	0	0	254	23.1
Hamilton, James	5	214	8	0	28	0	250	50.0
Bryd, Brandin	12	169	6	0	0	0	175	14.6
Lott, Alex	12	0	164	0	0	0	164	13.7
Baine, Chase	3	109	0	0	0	0	109	36.3
Olawale, Jamize	11	0	79	0	0	0	79	7.2
Robertson, Craig	12	64	0	0	0	0	64	5.3
Taylor, Willie	12	0	57	0	0	0	57	4.8
Bynes, Chris	3	0	51	4	0	0	55	18.3
Lewis, B.J.	9	0	55	0	0	0	55	6.1
Shorter, John	12	0	0	0	0	50	50	4.2
Miller, Drew	12	0	31	0	0	0	31	2.6
Wilson, Jamal	12	0	0	0	22	0	22	1.8
Phillips, Jeremy	12	0	0	0	0	18	18	1.5
Johnson, Brece	3	0	17	0	0	0	17	5.7
Thompson, Derek	3	17	0	0	0	0	17	5.7
Gilmartin, Connor	12	0	17	0	0	0	17	1.4
Mosely, Micah	3	0	0	0	14	0	14	4.7
Tune, Nathan	2	15	-4	0	0	0	11	5.5
Ross, Draylen	12	0	0	0	9	0	9	0.8
Hill, Royce	12	0	0	3	0	6	9	0.8
Jones, Benny	1	0	7	0	0	0	7	7.0
Prior, Daniel	12	0	6	0	0	0	6	0.5
Wright, Will	8	0	0	0	3	0	3	0.4
Graham, Brad	11	1	0	0	0	0	1	0.1
<b>TEAM</b>	<b>7</b>	<b>-40</b>	<b>0</b>	<b>0</b>	<b>0</b>	<b>0</b>	<b>-40</b>	<b>-5.7</b>
<b>Total.....</b>	<b>12</b>	<b>2,426</b>	<b>2,077</b>	<b>43</b>	<b>1,409</b>	<b>74</b>	<b>6,029</b>	<b>502.4</b>
<b>Opponents.....</b>	<b>12</b>	<b>2,219</b>	<b>2,515</b>	<b>297</b>	<b>1,135</b>	<b>38</b>	<b>6,204</b>	<b>517.0</b>



# IN REVIEW

↳ final defensive statistics

↳	Defensive Leaders	GP	-----Tackles-----			TFL/Yds	-Sacks-		---Pass Def---		--Fumbles--		Blkd	
			Solo	Ast	Total		No-Yds	Int-Yds	BrUp	QBH	Rcv-Yds	FF	Kick	Saf
42	Robertson, Craig	12	66	67	133	10.0-37	2.0-16	1-0	4		1-0	1		
45	Phillips, Jeremy	12	36	33	69	6.5-26	1.0-14	2-18	4		1-0			
35	Orr, Zach	12	28	32	60	1.0-1			2	1	1-0			
31	Penson, A.J.	12	30	28	58	3.5-14	0.5-11	1-0		1		1		
99	Atkinson, Shavod	12	22	31	53	3.5-16	3.0-15			1		1	1	
47	Akpunku, Brandon	12	20	33	53	5.5-32	3.5-29		1	2		2		
22	Downing, Ryan	12	34	18	52			1-0	1		2-0	2		
91	Jackson, Kelvin	12	17	26	43	5.5-18	2.0-13							
20	McCord, D'Leon	12	21	21	42	1.0-1			3			1		
25	Graham, Brad	11	22	19	41									
21	Hill, Royce	12	34	5	39	1.5-1		1-6	6		1-22			
48	Obi, K.C.	12	11	25	36	3.5-26	2.5-25		1					
66	McCoy, Brandon	11	15	16	31	4.0-25	3.0-24		1				1	
18	Shorter, John	12	16	13	29			2-50	3					
49	Gaines, Frank	11	12	9	21	2.0-5			1					
8	Smith, Ira	10	9	8	17	1.0-5	1.0-5		1					
65	Dixon, Demario	10	3	10	13	0.5-1	0.5-1							
7	Wilson, Jamal	12	1	8	9									
44	Bellazine, Aaron	12	4	4	8									
46	Herron, Julian	12	5	3	8							1		
29	Jackson, Hilbert	8	4	2	6									
38	Byrd, Brandin	12	1	4	5									
78	Kokjohn, Troy	12	2	3	5									
24	Miller, Drew	12	1	4	5									
26	Johnson, Forlando	11	2	2	4									
89	Prior, Daniel	12	1	3	4						1-0			
27	Gordon, Robbie	12	0	4	4									
80	Chancellor, Brelan	10	0	4	4									
40	Wright, Will	8	3	1	4									
7	Thompson, Derek	3	1	2	3									
10	Cook, DaWaylon	2	1	1	2				1					
96	Cantly, Tevvin	8	0	2	2									
97	Abbe, Richard	4	1	0	1									
95	DeSoto, Jessie	1	1	0	1									
98	Weber, John	12	0	1	1									
9	Lewis, B.J.	9	1	0	1									
2	Hamilton, James	5	1	0	1									
70	Feeley, Coleman	12	0	1	1									
72	Tomlinson, Matt	12	0	1	1									
19	Carey, Darius	12	1	0	1									
14	Stradford, Tyler	9	0	1	1									
39	Serrano, Jose	2	1	0	1									
84	Brown, Greg	2	0	1	1									
	<b>Total.....</b>	<b>12</b>	<b>428</b>	<b>446</b>	<b>874</b>	<b>49-208</b>	<b>19-153</b>	<b>8-74</b>	<b>29</b>	<b>5</b>	<b>7-22</b>	<b>9</b>	<b>2</b>	<b>0</b>
	<b>Opponents.....</b>	<b>12</b>	<b>471</b>	<b>342</b>	<b>813</b>	<b>87-328</b>	<b>30-185</b>	<b>9-38</b>	<b>28</b>	<b>10</b>	<b>9-40</b>	<b>14</b>	<b>3</b>	<b>0</b>





## ↳ North Texas Individual Game Highs

Rushes .....	32	Dunbar, Lance at Middle Tennessee (Nov. 13, 2010)
Yards Rushing .....	270	Dunbar, Lance vs. Kansas State (Nov. 27, 2010)
TD Rushes .....	3	Dunbar, Lance at Western Kentucky (Oct. 30, 2010)
.....	3	Dunbar, Lance vs. Kansas State (Nov. 27, 2010)
Long Rush.....	83	Dunbar, Lance at ULM (Nov. 20, 2010)
Pass attempts.....	37	Tune, Nathan vs. Rice (Sept. 11, 2010)
Pass completions.....	22	Dodge, Riley vs. Louisiana-Lafayette (Oct. 2, 2010)
Yards Passing.....	285	Tune, Nathan vs. Rice (Sept. 11, 2010)
TD Passes.....	3	Tune, Nathan vs. Rice (Sept. 11, 2010)
.....	3	Dodge, Riley vs. Troy (Nov. 6, 2010)
Long Pass .....	75	Tune, Nathan vs. Rice (Sept. 11, 2010)
Receptions .....	6	Stradford, Tyler at ULM (Nov. 20, 2010)
Yards Receiving.....	111	Stradford, Tyler vs. Rice (Sept. 11, 2010)
TD Receptions .....	2	Carey, Darius at Florida Atlantic (Sept. 25, 2010)
Long Reception.....	75	Stradford, Tyler vs. Rice (Sept. 11, 2010)
Field Goals.....	4	Olen, Zach vs. Arkansas St. (Oct. 9, 2010)
Long Field Goal .....	53	Olen, Zach at Middle Tennessee (Nov. 13, 2010)
Punts .....	7	Atterberry, Will at Clemson (Sept. 4, 2010)
.....	7	Atterberry, Will vs. Rice (Sept. 11, 2010)
.....	7	Atterberry, Will at Army (Sept. 18, 2010)
.....	7	Atterberry, Will vs. Louisiana-Lafayette (Oct. 2, 2010)
.....	7	Atterberry, Will vs. Arkansas (Oct. 9, 2010)
Punting Avg.....	52.0	Atterberry, Will vs. Florida Atlantic (Sept. 25, 2010)
Long Punt .....	70	Atterberry, Will vs. Arkansas St. (Oct. 9, 2010)
Long Punt Return.....	18	Carey, Darius at Florida Atlantic (Sept. 25, 2010)
Long Kickoff Return.....	93	Chancellor, Breelan vs. Kansas State (Nov. 27, 2010)
Tackles.....	16	Robertson, Craig vs. Kansas State (Nov. 27, 2010)
Sacks .....	2.0	Robertson, Craig vs. Louisiana-Lafayette (Oct. 2, 2010)
.....	2.0	Jackson, Kelvin vs. Arkansas State vs. (Oct. 9, 2010)
Tackles For Loss.....	2.5	Robertson, Craig vs. Arkansas State (Oct. 9, 2010)
Interceptions .....	2	Shorter, John at Middle Tennessee (Nov. 13, 2010)

## NORTH TEXAS GAME HIGHS

### ↳ Team Game Highs

Rushes .....	57	at Middle Tennessee (Nov. 13, 2010)
Yards Rushing .....	311	at Western Kentucky (Oct. 30, 2010)
Yards Per Rush .....	9.0	vs. Kansas State (Nov. 27, 2010)
TD Rushes .....	4	at Western Kentucky (Oct. 30, 2010)
Pass attempts.....	41	vs. Rice (Sept. 11, 2010)
Pass completions.....	22	at Clemson (Sept. 4, 2010)
.....	22	vs. Rice (Sept. 11, 2010)
.....	22	vs. Louisiana-Lafayette (Oct. 2, 2010)
Yards Passing.....	296	vs. Rice (Sept. 11, 2010)
Yards Per Pass.....	9.7	at Florida Atlantic (Sept. 25, 2010)
TD Passes .....	3	vs. Rice (Sept. 11, 2010)
.....	3	vs. Troy (Nov. 6, 2010)
Total Plays.....	83	at Clemson (Sept. 4, 2010)
Total Offense .....	462	at Clemson (Sept. 4, 2010)
Yards Per Play.....	8.7	vs. Kansas State (Nov. 27, 2010)
Points.....	41	vs. Kansas State (Nov. 27, 2010)
Sacks By .....	4	vs. FIU (Oct. 16, 2010)
First Downs .....	25	at Clemson (Sept. 4, 2010)
Penalties.....	15	vs. Louisiana-Lafayette (Oct. 2, 2010)
Penalty Yards.....	102	vs. Louisiana-Lafayette (Oct. 2, 2010)
Turnovers.....	3	vs. Rice (Sept. 11, 2010)
Interceptions By.....	2	vs. Troy (Nov. 6, 2010)
.....	2	at Middle Tennessee (Nov. 13, 2010)



# IN REVIEW

↳ superlatives

## ↳ Opponent Individual Game Highs

Rushes .....	36	Thomas, Daniel vs. Kansas State (Nov. 27, 2010)
Yards Rushing .....	269	Thomas, Daniel vs. Kansas State (Nov. 27, 2010)
TD Rushes .....	2	Ellington vs. Clemson (Sept. 4, 2010)
.....	2	Aplin, Ryan vs. Arkansas State (Oct. 9, 2010)
.....	2	Tanner, Phillip at Middle Tennessee (Nov. 13, 2010)
.....	2	Thomas, Daniel vs. Kansas State (Nov. 27, 2010)
Long Rush.....	60	Ellington at Clemson (Sept. 4, 2010)
Pass attempts.....	39	Robinson, Corey vs. Troy (Nov. 6, 2010)
Pass completions.....	26	Robinson, Corey vs. Troy (Nov. 6, 2010)
Yards Passing.....	347	Robinson, Corey vs. Troy (Nov. 6, 2010)
TD Passes.....	5	Browning, K at ULM (Nov. 20, 2010)
Long Pass.....	82	Masson, Chris vs. Louisiana-Lafayette (Oct. 2, 2010)
Receptions .....	7	Jean, Lester at Florida Atlantic (Sept. 25, 2010)
.....	7	Ambrose, Luther at ULM (Nov. 20, 2010)
Yards Receiving.....	140	Ambrose, Luther at ULM (Nov. 20, 2010)
TD Receptions .....	2	Ambrose, Luther at ULM (Nov. 20, 2010)
Long Reception.....	82	Spikes, Aaron vs. Louisiana-Lafayette (Oct. 2, 2010)
Field Goals.....	4	Boswell, Chris vs. Rice (Sept. 11, 2010)
Long Field Goal .....	50	Boswell, Chris vs. Rice (Sept. 11, 2010)
Punts .....	7	Ortego, Spencer vs. Louisiana-Lafayette (Oct. 2, 2010)
Punting Avg.....	52.7	Groody, Mickey at Florida Atlantic (Sept. 25, 2010)
Long Punt .....	79	Zimmerman at Clemson (Sept. 4, 2010)
Long Punt Return.....	29	Gilchrist at Clemson (Sept. 4, 2010)
Long Kickoff Return.....	92	Quarles, Aubrey vs. Kansas State (Nov. 27, 2010)
Tackles.....	13	Kellem, Jeremy at Middle Tennessee (Nov. 13, 2010)
Sacks.....	3.0	Massaquoi, J. vs. Troy (Nov. 6, 2010)
Tackles For Loss.....	4.0	Massaquoi, J. vs. Troy (Nov. 6, 2010)
Interceptions .....	1	9 different players

## OPPONENT GAME HIGHS

## ↳ Opponent Team Game Highs

Rushes .....	59	vs. Kansas State (Nov. 27, 2010)
Yards Rushing .....	373	vs. Kansas State (Nov. 27, 2010)
Yards Per Rush.....	9.8	at Clemson (Sept. 4, 2010)
TD Rushes .....	5	vs. Kansas State (Nov. 27, 2010)
Pass attempts.....	42	vs. Troy (Nov. 6, 2010)
Pass completions.....	29	vs. Troy (Nov. 6, 2010)
Yards Passing.....	371	vs. Troy (Nov. 6, 2010)
Yards Per Pass.....	10.7	at ULM (Nov. 20, 2010)
TD Passes.....	5	at ULM (Nov. 20, 2010)
Total Plays.....	83	vs. Troy (Nov. 6, 2010)
Total Offense .....	543	vs. Troy (Nov. 6, 2010)
Yards Per Play.....	9.2	at Clemson (Sept. 4, 2010)
Points.....	49	vs. ULM (Nov. 20, 2010)
.....	49	vs. Kansas State (Nov. 27, 2010)
Sacks By .....	6	at Clemson (Sept. 4, 2010)
First Downs .....	23	vs. Troy (Nov. 6, 2010)
.....	23	at ULM (Nov. 20, 2010)
Penalties .....	9	vs. FIU (Oct. 16, 2010)
.....	9	vs. Troy (Nov. 6, 2010)
Penalty Yards.....	96	vs. Troy (Nov. 6, 2010)
Turnovers.....	3	at Middle Tennessee (Nov. 13, 2010)
Interceptions By.....	2	at Clemson (Sept. 4, 2010)



## ↳ Team Comparisons

	Tm. Rushing (Att.-Yds.-TDs)		Tm. Passing (Att.-Comp.-Yds.-Int.-TDs)		Tm. Total Offense		Tm. First Downs		Fumbles-Lost	
	NT	Opp	NT	Opp	NT	Opp	NT	Opp	NT	Opp
	at Clemson.....	49-193-1	25-246-3	34-22-269-2-1	21-10-177-2-1	462	423	25	15	4-0
Rice.....	31-136-1	39-106	41-22-296-1-3	33-15-245-1-2	420	351	17	3	3-2	3-1
at Army.....	29-95-0	7-292-3	29-14-106-1-0	10-5-45-0-0	206	337	11	22	1-1	2-0
at FAU.....	54-257-1	24-84-1	15-10-146-1-2	31-20-273-1-1	403	357	22	17	3-1	1-1
UL-Lafayette.....	4-187-2	25-41-1	31-22-191-1-2	32-18-310-0-2	378	351	21	13	2-1	0-0
Arkansas State.....	46-215-1	39-158-2	18-9-77-0-0	27-14-169-0-1	292	327	17	16	2-1	2-1
FIU.....	38-143-1	44-191-2	28-13-142-0-0	31-17-288-0-2	285	479	13	22	2-0	0-0
at Western Kentucky...	41-311-4	4-156-0	20-11-89-0-0	27-15-116-0-0	400	272	22	17	0-0	2-2
Troy.....	7-163-2	41-172-1	29-17-269-0-3	42-29-371-2-4	432	543	22	23	0-0	1-0
at Middle Tennessee....	57-279-1	35-167-2	25-16-167-1-1	30-17-197-2-0	446	364	22	19	3-1	2-1
at ULM.....	30-161-2	51-233-2	26-14-164-1-2	23-18-247-1-5	325	480	16	23	2-1	1-0
Kansas State.....	33-321-3	59-377-5	20-12-161-1-2	21-9-77-0-1	459	450	16	21	1-1	1-1

### Individual Rushing (Att.-Yds.-TD)

	L. Dunbar	J. Hamilton
at Clemson	23-117-0	6-52-0
Rice	17-105-1	1-6-0
at Army	12-42-0	5-24-0
at FAU	29-72-0	11-122-1
UL-Lafayette	24-141-1	3-10-0
Arkansas State	30-105-1	---
FIU	11-30-1	---
at Western Kentucky	30-215-3	---
Troy	21-96-1	---
at Middle Tennessee	36-226-1	---
at ULM	19-134-1	---
Kansas State	22-274-3	---

### Individual Passing (Att.-Comp.-Yds.-Int.-TD)

	D. Thompson	Chase Baine	Dodge
at Clemson	3-3-29-0-0	---	----
Rice	4-2-11-0-0	---	----
at Army	11-6-43-1-0	---	17-8-63-0-0
at FAU	---	---	15-10-146-1-2
UL-Lafayette	---	---	31-22-191-1-2
Arkansas State	---	17-9-77-0-0	1-0-0-0-0
FIU	---	28-13-142-0-0	---
at WKU	---	---	20-11-89-0-0
Troy	---	---	29-17-269-0-3
at MTSU	---	---	25-16-167-1-1
at ULM	---	---	26-14-164-1-2
Kansas State	---	---	12-8-123-0-1

## ↳ Individual Receiving

	Ja. Jackson	Darius Carey	Lance Dunbar	Tyler Stradford	B.J. Lewis	Alex Lott
at Clemson	3-65-0	4-73-1	2-62-0	---	---	3-31-0
Rice	4-69-1	2-41-0	4-19-1	4-111-1	2-13-0	---
at Army	4-30-0	3-14-0	5-44-0	1-8-0	---	1-10-0
at FAU	4-49-0	2-69-2	---	3-16-0	1-12-0	---
UL-Lafayette	5-27-0	5-49-1	3-33-0	3-12-0	1-37-1	---
Arkansas State	2-35-0	4-48-0	2--10-0	---	---	1-4-0
FIU	---	2-54-0	0-0-0	---	2-31-0	2-13-0
at Western Kentucky	1-11-0	3-22-0	3-14-0	1-10-0	---	1-13
Troy	2-41-0	2-12-0	3-80-1	5-58-0	---	2-27-0
at Middle Tennessee	2-43-1	3-12-0	2-46-0	4-20-0	---	2-16-0
at ULM	3-34-1	5-85-1	---	6-45-0	---	---
Kansas State	3-42-1	3-45-0	3-35-1	---	---	---



# IN REVIEW

↳ starting lineups

## ↳ Offense

Game	LT	LG	C	RG	RT	WR	WR	WR	WR	RB	QB
at Clemson	Gill	Drake	Johnson	Tomlison	Santiago	Bynes	Carey	J.Jackson	Hamilton	Dunbar	Tune
Rice	Gill	Drake	Leppo	Tomlison	Santiago	Bynes	Carey	J.Jackson	Stradford	Dunbar	Tune
at Army	Gill	Drake	Leppo	Tomlison	Santiago	Bynes	Lott	Ross	Stradford	Dunbar	Thompson
at FAU	Gill	Drake	Fortenberry	Santiago	Tomlinson	J.Jackson	Carey	Ross	Stradford	Dunbar	Dodge
UL-Lafayette	Gill	Drake	Fortenberry	Santiago	Tomlinson	J.Jackson	Carey	Ross	Lewis	Dunbar	Dodge
Arkansas State	Gill	Drake	Fortenberry	Santiago	Tomlinson	J.Jackson	Carey	Ross	Lewis	Dunbar	Baine
FIU	Gill	Drake	Fortenberry	Santiago	Tomlinson	Lott	Carey	Lewis	Byrd	Dunbar	Baine
at Western Kentucky	Gill	Drake	Fortenberry	Santiago	Tomlinson	J.Jackson	Carey	Ross	Stradford	Dunbar	Dodge
Troy	Gill	Drake	Fortenberry	Santiago	Tomlinson	J.Jackson	Carey	Prior	Stradford	Dunbar	Dodge
at Middle Tennessee	Gill	Feeley	Fortenberry	Santiago	Tomlinson	Lott	Carey	Prior	Miller	Dunbar	Dodge
at ULM	Gill	Feeley	Fortenberry	Santiago	Tomlinson	J.Jackson	Carey	Ross	Stradford	Dunbar	Dodge
Kansas State	Gill	Feeley	Fortenberry	Santiago	Tomlinson	J.Jackson	Carey	Ross	Stradford	Dunbar	Dodge

## ↳ Defense

Game	DT	DT	DE	DE	MLB	LOLB	ROLB	CB	CB	S	S
at Clemson	Atkinson	K.Jackson	Akpunku	Obi	Penson	Phillips	Robertson	Ford	Hill	Cook	Smith
Rice	Atkinson	K.Jackson	Akpunku	Obi	Penson	Phillips	Robertson	McCord	Hill	Cook	Smith
at Army	Atkinson	K.Jackson	Akpunku	Obi	Penson	Phillips	Robertson	McCord	Hill	Graham	Smith
at FAU	Atkinson	K.Jackson	Akpunku	Obi	Penson	Phillips	Robertson	McCord	Hill	Shorter	Smith
UL-Lafayette	Atkinson	K.Jackson	Dixon	McCoy	Penson	Phillips	Robertson	McCord	Hill	Shorter	Smith
Arkansas State	Atkinson	K.Jackson	Akpunku	Obi	Penson	Phillips	Robertson	McCord	Hill	Shorter	Smith
FIU	Atkinson	K.Jackson	Akpunku	Obi	Penson	Phillips	Robertson	McCord	Hill	Shorter	Smith
at WKU	Atkinson	K.Jackson	Gaines	Obi	Penson	Phillips	Robertson	McCord	Hill	Graham	Downing
Troy	Atkinson	K.Jackson	Akpunku	Obi	Penson	Phillips	Robertson	McCord	Hill	Shorter	Downing
at Middle Tennessee	Atkinson	K.Jackson	Akpunku	Obi	Penson	Phillips	Robertson	McCord	Hill	Shorter	Downing
at ULM	Atkinson	K.Jackson	Akpunku	Obi	Orr	Phillips	Robertson	McCord	Hill	Shorter	Downing
Kansas State	Atkinson	K.Jackson	Akpunku	Obi	Penson	Phillips	Robertson	McCord	Hill	Graham	Downing



### ↳ North Texas Individual Leaders By Game

Game	Rushing (att-yds-td)	Passing (att-comp-yds-td)	Receiving (rec-yds-td)	Tackles
at Clemson	Dunbar (23-117-0)	Tune (29-19-240-1)	Carey (4-73-1)	Robertson (8)
Rice	Dunbar (17-105-1)	Tune (37-20-285-3)	Stradford (4-111-1)	Robertson (11)
at Army	Dunbar (12-42-0)	Dodge (17-8-63-0)	Dunbar (5-44-0)	Robertson (11)
at FAU	Hamilton (11-122-1)	Dodge (15-10-146-1)	Carey (2-69-2)	McCord (6)
UL-Lafayette	Dunbar (24-141-1)	Dodge (31-22-191-2)	Carey (5-49-1)	Robertson (12)
Arkansas State	Dunbar (30-105-1)	Baine (17-9-77-0)	Carey (4-48-0)	Robertson (13)
FIU	Robertson (1-64-0)	Baine (28-13-142-0)	Carey (2-54-0)	Robertson (12)
at WKU	Dunbar (30-215-3)	Dodge (20-11-89-0)	Carey (3-22-0)	Robertson /Orr (9)
Troy	Dunbar (21-96-1)	Dodge (29-17-269-3)	Stradford (5-58-0)	Robertson (14)
at Middle Tennessee	Dunbar (36-226-1)	Dodge (25-16-167-1)	Dunbar (2-46-0)	Robertson/Graham (8)
at ULM	Dunbar (19-134-1)	Dodge (26-14-164-2)	Carey (5-85-1)	Robertson (14)
Kansas State	Dunbar (22-274-3)	Dodge (12-8-123-1)	Carey (3-45-0)	Robertson (16)

### ↳ Opponent Individual Leaders By Game

Game	Rushing (att-yds-td)	Passing (att-comp-yds-td)	Receiving (rec-yds-td)	Tackles
at Clemson	Ellington (12-122-2)	Parker (17-9-170-2)	Clear (1-70-1)	Gilchrist (8)
Rice	Smith (12-92-0)	Fanuzzi (23-12-189-1)	McGuffie (4-91-1)	Bradshaw (9)
at Army	Cobbs (7-75-0)	Steelman (10-5-45-0)	Barr (2-12-0)	Trimble (9)
at FAU	Alfred (17-54-1)	VanCamp (30-21-273-1)	Housler (4-94-1)	Eugene (8)
UL-Lafayette	Spikes (7-18-0)	Masson (32-18-310-2)	Spikes (4-99-1)	Fleming (11)
Arkansas State	Lawson (12-73-0)	Aplin (26-14-169-1)	Frampton (3-38-1)	Herrold (9)
FIU	Perry (18-99-0)	Carroll (31-17-288-2)	Hilton (4-65-1)	Smith (9)
at Western Kentucky	Rainey (23-100-0)	Jakes (27-15-116-0)	Rainey (5-57-0)	Young (9)
Troy	Jernigan (6-89-0)	Robinson (39-26-347-3)	Reeves (3-91-1)	Massaquoi (8)
at Middle Tennessee	Tanner (7-87-2)	Dasher (30-17-197-2)	McDonald (1-43-0)	Kellum (13)
at ULM	Goodin (17-75-2)	Browning (23-18-247-5)	Ambrose (7-140-2)	Prelow (8)
Kansas State	Thomas (36-269-2)	Coffman (20-9-77-1)	Hilburn (3-20-0)	Zimmerman (7)





# IN REVIEW

↳ box scores

## Game 1

September 4, 2010

North Texas 10 at Clemson 35

### ↳ Team Statistics

	NT	Ball State
FIRST DOWNS	25	15
NET YARDS RUSHING	49-193	25-246
NET YARDS PASSING	269	177
Passes Att-Comp.-Int	34-22-2	21-10-1
TOTAL NET YARDS	462	423
Fumbles: Number-Lost	4-0	0-0
Penalties: Number-Yards	7-70	5-48
Possession Time	41:52	18:08

### ↳ Individual Statistics

**RUSHING:** North Texas-Dunbar 23-116, Hamilton 6-52. Clemson-Ellington 12-122, Harper 9-102

**PASSING:** North Texas- Tune 29-19-240-2. Clemson - Parker 17-9-170-1

**RECEIVING:** North Texas- Carey 4-73, Jackson 3-65. Clemson - Clear 1-70, McNeal 2-34.

### ↳ Scoring Summary

Team	Qtr.	Plys-Yds	Time	Result
CU	1	2-60	0:16	TD, Ellington 60 yd run
CU	2	1-70	0:09	TD, Clear 70 yd pass from Parke
NT	2	6-66	1:30	TD, Carey 13 yd pass from Tune
CU	2	3-49	0:29	TD, Harper 8 yd pass from Parke
CU	3	4-48	1:11	TD, Ellington 14 yd run
NT	4	10-72	4:59	FG, Deans, Trent 25 yd field goal
CU	4	7-51	3:13	TD, Harper 3 yd run

### ↳ Score by Quarters

	1	2	3	4	Score
North Texas	0	7	0	3	10
Clemson	7	14	7	7	35

## Game 2

September 11, 2010

Rice 32 at North Texas 31

### ↳ Team Statistics

	Rice	NT
FIRST DOWNS	13	17
NET YARDS RUSHING	39-106	31-124
NET YARDS PASSING	245	296
Passes Att-Comp.-Int	33-15-1	41-22-1
TOTAL NET YARDS	351	420
Fumbles: Number-Lost	3-1	3-2
Penalties: Number-Yards	6-54	7-58
Possession Time	30:12	29:48

### ↳ Individual Statistics

**RUSHING:** Rice-Smith 12-92, McGuffie 14-18. North Texas- Dunbar 17-105

**PASSING:** Rice- Fanuzzi 23-12-189-1. North Texas - Tune 37-20-285-1.

**RECEIVING:** Rice- McGuffie 4-91, Willson 4-86. North Texas - Stradford 4-111, Jackson 4-69.

### ↳ Scoring Summary

Team	Qtr.	Plys-Yds	Time	Result
Rice	1	1-51	0:09	TD, McGuffie 51 yd catch
Rice	1	4-7	1:58	FG, Boswell 50 yd field goal
NT	1	11-75	4:45	TD, Dunbar, Lance 4 yd catch
Rice	1	4-10	0:51	FG, Boswell 23 yd field goal
Rice	1	4-8	1:59	FG, Boswell 50 yd field goal
NT	2	3-21	1:14	TD, Jackson, Jamaal 14 yd catch
Rice	2	3-26	1:19	TD, Willson 22 yd catch
NT	2	5-68	1:19	TD, Dunbar, Lance 4 yd run
NT	3	2-82	0:56	TD, Stradford, T. 75 yd catch
Rice	3	7-64	2:35	FG, Boswell 24 yd field goal
NT	4	14-65	6:52	FG, Deans, Trent 24 yd field goal
Rice	4	7-37	2:10	TD, Ross, Charles 2 yd run

### ↳ Score by Quarters

	1	2	3	4	Score
Rice	16	7	3	6	32
North Texas	7	4	7	3	31



## Game 3

September 18, 2010

North Texas 0 at Army 24

### ↳ Team Statistics

	NT	Army
FIRST DOWNS	11	22
NET YARDS RUSHING	29-95	57-292
NET YARDS PASSING	106	45
Passes Att-Comp.-Int	29-14-1	10-5-0
TOTAL NET YARDS	201	337
Fumbles: Number-Lost	1-1	2-0
Penalties: Number-Yards	8-59	2-15
Possession Time	25:25	34:35

### ↳ Individual Statistics

**RUSHING:** North Texas- Dunbar 12-42, Hamilton 5-24. Army - Cobbs 7-75, Steeleman 11-68.

**PASSING:** North Texas- Dodge 17-8-0-63-0. Army - Stelleman 10-5-45-0.

**RECEIVING:** North Texas- Dunbar 5-44, Jackson 4-30. Army - Barr 2-18.

### ↳ Scoring Summary

Team	Qtr.	Plys-Yds	Time	Result
Army	1	6-42	2:30	TD, Mealy, Patrick 9 yd run
Army	2	4-14	2:03	TD, Brown, Malcolm 2 yd run
Army	3	11-79	5:42	TD, Steelman, Trent 20 yd run
Army	4	9-65	4:01	FG, Carlton 23 yd field goal

### ↳ Score by Quarters

	1	2	3	4	Score
North Texas	0	0	0	0	0
Army	7	7	7	3	24

## Game 4

September 25, 2010

North Texas 21 at Florida Atlantic 17

### ↳ Team Statistics

	NT	FAU
FIRST DOWNS	22	17
NET YARDS RUSHING	54-257	24-84
NET YARDS PASSING	146	273
Passes Att-Comp.-Int	15-10-1	31-20-1
TOTAL NET YARDS	403	357
Fumbles: Number-Lost	3-1	1-1
Penalties: Number-Yards	3-15	8-40
Possession Time	36:29	23:31

### ↳ Individual Statistics

**RUSHING:** North Texas- Hamilton 11-122, Dunbar 29-72. FAU - Alfred 17-54.

**PASSING:** North Texas - Dodge 15-10-1-146. FAU - VanCamp 31-20-1-273.

**RECEIVING:** North Texas- Carey 2-69, Jackson 4-49. FAU - Housler 4-94, Jean 7-54.

### ↳ Scoring Summary

Team	Qtr.	Plys-Yds	Time	Result
FAU	1	11-70	5:54	TD, Morris, Alfred 1 yd run
NT	1	9-80	5:17	TD, Carey, Darius 23 yd catch
FAU	2	13-54	6:32	FG, Gornall 30 yd field goal
NT	2	2-52	0:32	TD, Carey, Darius 46 yd catch
NT	4	9-80	4:47	TD, Hamilton, James 32 yd run
FAU	4	3-77	0:47	TD, Housler, Rob 36 yd catch

### ↳ Score by Quarters

	1	2	3	4	Score
North Texas	7	7	0	7	21
FAU	7	3	0	7	17



# IN REVIEW

↳ box scores

## Game 5

October 2, 2010

Louisiana-Lafayette 28 at North Texas 27

## Game 6

October 9, 2010

Arkansas State 24 at North Texas 19

### ↳ Team Statistics

	ULL	Nt
FIRST DOWNS	13	21
NET YARDS RUSHING	25-41	44-187
NET YARDS PASSING	310	191
Passes Att-Comp.-Int	32-18-0	31-22-1
TOTAL NET YARDS	351	378
Fumbles: Number-Lost	0-0	2-1
Penalties: Number-Yards	7-40	15-102
Possession Time	23:25	36:35

### ↳ Individual Statistics

**RUSHING:** ULL- Spikes 7-18. North Texas - Dunbar 24-141, Dodge 15-43.

**PASSING:** ULL - Masson 32-18-0-310. North Texas - Dodge 31-22-1-191.

**RECEIVING:** ULL- Spikes 4-99. North Texas - Carey 5-49.

### ↳ Team Statistics

	ASU	NT
FIRST DOWNS	16	17
NET YARDS RUSHING	39-158	46-215
NET YARDS PASSING	169	77
Passes Att-Comp.-Int	27-14-0	18-9-0
TOTAL NET YARDS	327	292
Fumbles: Number-Lost	2-1	2-1
Penalties: Number-Yards	8-72	9-53
Possession Time	25:29	34:31

### ↳ Individual Statistics

**RUSHING:** ASU- Lawson, 12-73.

North Texas - Dunbar 30-105, Baine 13-80.

**PASSING:** ASU - Aplin 26-14-0-169. North Texas -Baine 17-9-0-77.

**RECEIVING:** ASU- Frampton 3-38. North Texas - Carey 4-48.

### ↳ Scoring Summary

Team	Qtr.	Plys-Yds	Time	Result
NT	1	12-70	4:48	FG, Knott 41 yd FG
ULL	1	---	---	TD, 70 yd int. return by Bently
ULL	2	4--2	0:53	FG, Albrecht 45 yd FG
NT	2	9-80	2:26	TD, Dunbar 1 yd run
ULL	2	8-75	3:28	TD, Masson 25 yd run
ULL	2	---	---	TD, Joseph 33 yd blocked punt return
NT	2	2-59	0:53	TD, Dunbar 37 yd run
NT	2	6-39	2:01	TD, Dunbar 1 yd run
NT	3	10-69	4:21	FG, Knott 27 yd FG
NT	3	10-63	4:33	TD, Dunbar 1 yd run
ULL	4	17-80	6:53	TD, McGuire 1 yd run
ULL	4	8-58	1:59	TD, Miller 4 yd catch

### ↳ Score by Quarters

	1	2	3	4	Score
UL-Lafayette	7	14	7	0	28
North Texas	0	14	0	13	27

### ↳ Scoring Summary

Team	Qtr.	Plys-Yds	Time	Result
NT	1	10-91	4:30	TD, Carey 1 yd run
NT	1	11-87	4:26	TD, Dunbar 4 yd run
FAU	2	15-88	7:20	TD, Harmon 10 yd catch
NT	2	1-69	0:21	TD, Jackson 69 yd catch
FAU	2	6-45	3:04	TD, Morris 2 yd run
FAU	2	8-80	2:24	TD, Smith 17 yd run
FAU	2	2-41	0:44	TD, Bonner 31 yd catch
FAU	2	8-43	1:21	FG, Gornall 26 yd FG
FAU	3	9-75	3:56	TD, Jean 7 yd catch
NT	3	7-57	4:09	TD, Carey 18 yd catch
NT	3	3-71	1:14	TD, Dunbar 23 yd run
NT	4	2-65	0:28	TD, Dunbar 9 yd run
FAU	4	7-71	3:11	TD, Morris 1 yd run

### ↳ Score by Quarters

	1	2	3	4	Score
Arkansas State	14	7	0	3	24
North Texas	3	13	0	3	19



## Game 7

October 16, 2010

FIU 34 at North Texas 10

### ↳ Team Statistics

	FIU	NT
First Downs	22	13
Rushes-Yards	44-191	38-143
Passing Yards	288	142
Passes (A-C-I)	31-17-0	28-13-0
Total Offense	479	285
Fumbles-Lost	0-0	2-0
Penalties-Yards	9-75	6-64
Time of Poss.	32:33	27:27

### ↳ Individual Statistics

**RUSHING:** FIU- Perry 18-99. North Texas - Robertson 1-64.

**PASSING:** FIU - Carroll 31-17-0-288. North Texas - Baine 28-13-0-142.

**RECEIVING:** FIU- T.Y. Hilton 4-65. North Texas - Carey 2-54.

### ↳ Scoring Summary

Team	Qtr.	Plys-Yds	Time	Result
FIU	1	5-78	2:17	TD, Ellingson, Greg 50 yd catch
NT	1	4-3	1:17	FG, Olen, Zach 38 yd field goal
FIU	1	12-67	4:15	FG, Griffin, Jack 30 yd field goal
FIU	1	6-19	2:36	TD, Times, Wayne 10 yd run
FIU	2	6-83	2:03	TD, Hilton, T.Y. 43 yd catch
FIU	2	6-41	1:56	FG, Griffin, Jack 33 yd field goal
FIU	3	11-80	4:01	TD, Rhodes, Kedrick 2 yd run
NT	4	5-71	2:03	TD, Dunbar, Lance 9 yd run

### ↳ Score by Quarters

	1	2	3	4	Score
FIU	17	10	7	0	34
North Texas	3	0	0	7	10

## Game 8

October 30, 2010

North Texas 33 at WKU 6

### ↳ Team Statistics

	NT	WKU
First Downs	22	17
Rushes-Yards	41-311	34-156
Passing Yards	89	116
Passes (A-C-I)	20-11-0	27-15-0
Total Offense	400	272
Fumbles-Lost	0-0	2-2
Penalties-Yards	6-39	7-57
Time of Poss.	29:12	30:48

### ↳ Individual Statistics

**RUSHING:** North Texas- Dunbar 30-215, Byrd 5-83. WKU - Rainey 23-100.

**PASSING:** North Texas - Dodge 20-11-0-89. WKU - Jakes 27-15-0-116.

**RECEIVING:** North Texas - Carey 3-22. WKU - Rainey 5-57.

### ↳ Scoring Summary

Team	Qtr.	Plys-Yds	Time	Result
WKU	2	13-60	6:23	FG, Merrick 37 yd field goal
NT	2	11-76	4:29	TD, Dunbar, Lance 8 yd run
NT	2	7-32	1:16	FG, Olen, Zach 48 yd field goal
NT	2	5-52	1:15	TD, Dunbar, Lance 3 yd run
WKU	3	7-24	2:19	FG, Merrick 46 yd field goal
NT	4	12-71	5:50	FG, Olen, Zach 24 yd field goal
NT	4	4-81	2:02	TD, Byrd, Brandin 53 yd run
NT	4	6-28	3:22	TD, Dunbar, Lance 10 yd run

### ↳ Score by Quarters

	1	2	3	4	Score
North Texas y	0	10	6	17	33
Western Kentuck	0	3	0	3	6



# IN REVIEW

↳ box scores

## Game 9

November 6, 2010

Troy 41 at North Texas 35

### ↳ Team Statistics

	Troy	NT
First Downs	23	22
Rushes-Yards	41-172	37-163
Passing Yards	371	269
Passes (A-C-I)	42-29-2	29-17-0
Total Offense	543	432
Fumbles-Lost	2-0	0-0
Penalties-Yards	9-96	6-50
Time of Poss.	30:20	29:40

### ↳ Individual Statistics

**RUSHING:** Troy- Jernigan 6-89. North Texas - Dunbar 21-96.

**PASSING:** Troy - Robinson 39-26-2-347. North Texas - Dodge 29-17-0-269.

**RECEIVING:** Troy - Robinson 39-26-2-347. North Texas - Dodge 29-17-0-269.

### ↳ Scoring Summary

Team	Qtr.	Plys-Yds	Time	Result
Troy	1	1-69	0:15	TD, Chip Reeves 69 yd catch
NT	1	5-53	2:10	TD, Dunbar, Lance 6 yd run
Troy	1	5-62	1:17	TD, Jason Bruce 39 yd catch
Troy	2	9-59	3:34	FG, Taylor 24 yd field goal
NT	2	2-24	0:53	TD, Carey, Darius 12 yd run
Troy	2	11-46	3:54	TD, Eric Thomas 19 yd catch
Troy	3	11-51	3:09	FG, Taylor 38 yd field goal
NT	3	5-51	2:42	TD, Miller, Drew 31 yd catch
Troy	3	4-65	1:10	TD, D.J. Taylor 2 yd run
NT	3	2-81	0:36	Dunbar, Lance 66 yd catch
Troy	4	9-78	2:28	Donnie Crosby 19 yd catch
NT	4	7-68	3:11	Stradford, T. 24 yd catch

### ↳ Score by Quarters

	1	2	3	4	Score
Troy	14	10	10	7	41
North Texas	7	7	14	7	35

## Game 10

November 13, 2009

North Texas 23 at Middle Tennessee 17

### ↳ Team Statistics

	NT	MT
First Downs	22	19
Rushes-Yards	57-279	35-167
Passing Yards	167	197
Passes (A-C-I)	25-16-1	30-17-2
Total Offense	446	364
Fumbles-Lost	3-1	1-0
Penalties-Yards	8-92	2-1
Time of Poss.	38:43	21:17

### ↳ Individual Statistics

**RUSHING:** North Texas- Dunbar 36-226. MTSU- Tanner 7-87.

**PASSING:** North Texas -Dodge 25-16-1-167. MTSU - Dasher 30-17-2-197.

**RECEIVING:** North Texas- Dunbar 2-46. MTSU - Andrews 4-41.

### ↳ Scoring Summary

Team	Qtr.	Plys-Yds	Time	Result
NT	1	6-97	2:18	TD, Jackson, Jamaal 30 yd catch
NT	1	11-91	5:12	TD, Dunbar, Lance 3 yd run
MT	2	10-60	2:40	FG, Gendreau 24 yd field goal
MT	2	4-71	0:52	TD, Tanner, Phillip 51 yd run
NT	2	2-6	0:10	FG, Olen, Zach 53 yd field goal
NT	3	17-62	9:11	FG, Olen, Zach 24 yd field goal
MT	3	5-70	1:06	TD, Tanner, Phillip 21 yd run
NT	4	12-45	5:34	FG, Olen, Zach 38 yd field goal

### ↳ Score by Quarters

	1	2	3	4	Score
North Texas	14	3	3	3	23
Middle Tennessee	10	7	0	17	17





## Game 11

November 20, 2010

North Texas 37 at ULM 49

## Game 12

November 27, 2010

Kansas State 49 at North Texas 41

### ↳ Team Statistics

	NT	ULM
First Downs	16	23
Rushes-Yards	30-161	51-233
Passing Yards	164	247
Passes (A-C-I)	26-14-1	23-18-1
Total Offense	325	480
Fumbles-Lost	2-1	1-0
Penalties-Yards	3-14	6-55
Time of Poss.	24:47	35:13

### ↳ Individual Statistics

**RUSHING:** North Texas- Dunbar 19-134. ULM- Goodin 17-75.

**PASSING:** North Texas - Dodge 26-14-1-164. ULM - Browning 23-18-1-247.

**RECEIVING:** North Texas- Carey 5-85. ULM - Ambrose 7-140.

### ↳ Scoring Summary

Team	Qtr.	Plys-Yds	Time	Result
NT	1	12-62	5:24	FG, Olen, Zach 22 yd field goal
NT	1	10-28	4:43	FG, Olen, Zach 23 yd field goal
ULM	1	3-70	0:58	TD, Hamm, Je'Ron 48 yd catch
NT	2	1-83	0:19	TD, Dunbar, Lance 83 yd run
ULM	2	5-40	1:53	TD, Goodin, Frank 8 yd run
ULM	2	13-59	7:15	TD, Ambrose 10 yd catch
NT	2	---	---	TD, Chancellor 91 yd kickoff ret
NT	2	9-74	2:09	TD, Jackson, Jamaal 15 yd catch
ULM	3	13-67	5:56	TD, Goodin, Frank 3 yd catch
ULM	4	5-47	1:47	TD, Edwards, Jyruss 1 yd run
NT	4	8-45	4:19	FG, Olen, Zach 45 yd field goal
ULM	4	3-71	1:25	TD, Ambrose 53 yd catch
NT	4	2-39	0:50	TD, Carey, Darius 41 yd catch
ULM	4	8-71	4:16	TD, Lovett, Rodney 1 yd catch

### ↳ Score by Quarters

	1	2	3	4	Score
North Texas	6	21	0	10	37
ULM	7	14	7	21	49

### ↳ Team Statistics

	KSU	NT
First Downs	21	16
Rushes-Yards	59-373	33-298
Passing Yards	77	161
Passes (A-C-I)	21-9-0	20-12-1
Total Offense	450	459
Fumbles-Lost	1-1	1-1
Penalties-Yards	3-15	4-18
Time of Poss.	36:19	23:41

### ↳ Individual Statistics

**RUSHING:** Kansas St.- Thomas 36-269. North Texas - Dunbar 22-274.

**PASSING:** Kansas St. -Coffman, 20-9-1-77. North Texas - Dodge, 12-8-0-123.

**RECEIVING:** Kansas St. - Adrian Hilburn, 3-20. North Texas - Carety, 3-45.

### ↳ Scoring Summary

Team	Qtr.	Plys-Yds	Time	Result
NT	1	4-80	2:01	TD, Dunbar, Lance 52 yd run
KS	1	7-69	3:42	TD, Thomas, Daniel 23 yd run
NT	1	5-71	2:50	TD, Jackson, Jamaal 15 yd catch
NT	1	2-64	0:47	TD, Dunbar, Lance 63 yd run
KS	2	15-48	7:08	TD, Coffman, Carson 1 yd run
KS	2	7-36	1:20	TD, Harper, Chris 7 yd catch
KS	3	3-61	1:12	TD, Klein, Collin 6 yd run
KS	3	9-46	4:10	TD, Wilson, Braden 1 yd run
NT	3	6-79	2:13	TD, Dunbar, Lance 36 yd run
KS	3	6-56	2:33	TD, Thomas, Daniel 3 yd run
NT	3	---	---	TD, Chancellor 93 yd kickoff re
KS	4	---	---	TD, Quarles 92 yd kickoff return
NT	4	11-77	4:46	Dunbar, Lance 17 yd catch

### ↳ Score by Quarters

	1	2	3	4	Score
Kansas State	7	14	21	7	49
North Texas	20	0	14	7	41



# IN REVIEW

↳ honors and awards

## ↳ Offense

### **Lance Dunbar, RB**

- First-Team All-Sun Belt Conference
- SI Honorable Mention All-American
- Odus Mitchell Award - Team Most Valuable Player

### **Esteban Santiago, OL**

- First-Team All-Sun Belt Conference
- Phillip Armour Award- Outstanding Offensive Lineman

### **Victor Gill, OL**

- Steve Ramsey Award - Outstanding Offensive Player
- First-Team All-Sun Belt Conference

### **Darius Carey, WR**

- Ja'Quay Wilburn Award - Outstanding Offensive Back

### **Riley Dodge, QB**

- Shawn Kramer Award- Most Inspirational

### **Kelvin Drake, OL**

- Phillip Armour Award- Outstanding Offensive Lineman

### **Aaron Fortenberry, OL**

- Phillip Armour Award- Outstanding Offensive Lineman

## ↳ Defense

### **Jeremy Phillips, LB**

- Byron Gross Award- Outstanding Linebacker

### **Kelvin Jackson, DL**

- Bill Bishop Award, Outstanding Defensive Lineman

### **Craig Robertson, LB**

- First-Team All-Sun Belt Conference
- Joe Greene Award, Outstanding Defensive Player

### **Royce Hill, DB**

- Bill Brashier Award, Outstanding Defensive Back

### **Zach Olen, PK**

- Abner Haynes Award, Outstanding Special Teams Player



## ↳ 2004 Wyndham New Orleans Bowl

**December 14, 2004**  
**Southern Miss 31**  
**North Texas 10**

**NEW ORLEANS, La** - Southern Miss quarterback Dustin Almond passed for 247 yards and all-America linebacker Michael Boley returned an interception for a touchdown in a 31-10 win over North Texas in the Wyndham New Orleans Bowl.

The North Texas offense was held to 78 yards rushing and 156 yards passing. Quarterback Scott Hall was sacked a season-high five times and was intercepted twice after having just two total interceptions in 11 regular-season games.

North Texas' standout freshman running back Jamario Thomas was held to 92 yards rushing, his lowest total since a Sept. 25 loss at Baylor. He finished his freshman campaign with 1,801 yards, the third-most by a freshman in NCAA history.

Sophomore Johnny Quinn led the team in receptions with eight, including an 11-yard touchdown pass to end the game. Quinn's fumble after a punt return led to the Golden Eagles' final score with two minutes to play in the game.

The Golden Eagles' offense scored only seven points in the second half despite putting up 173 yards of total offense. Darren McCaleb missed two field goals in the third quarter from distances of 33 and 42 yards.

North Texas won the turnover battle, 2-0, in the first half but was only able to convert on one of those opportunities. Senior Andy Blount recovered a fumble by kickoff returnman John Eubanks at NT's 19-yard line, which led to a Nick Bazaldua field goal from 24 yards.

It was the fourth straight trip to the New Orleans Bowl for North Texas after it completed a perfect 7-0 record in the Sun Belt Conference.

Score by Quarters	1	2	3	4	Score
Southern Miss	14	3	0	14	<b>31</b>
North Texas	0	3	0	7	<b>10</b>

### Scoring Summary:

USM - Graves 37 pass from Dustin Almond;  
 USM - Dustin Almond 1 run; NT - Nick Bazaldua 24 FG; USM - Darren McCaleb 45 FG; USM - Michael Boley 62 Int; USM - Moore 1 run; NT - Johnny Quinn 11 pass from Scott Hall

## ↳ 2003 New Orleans Bowl

**December 16, 2003**  
**Memphis 27**  
**North Texas 17**

**NEW ORLEANS, La.** -- North Texas' bid to win its second straight New Orleans Bowl fell short with a 27-17 loss to Memphis at the Superdome.

With the loss, North Texas' win streak was snapped at eight games and its overall bowl record dropped to 2-4.

The Mean Green took the game's opening kickoff and marched 51 yards before settling for a 47-yard field goal to begin the scoring in the opening quarter.

Memphis responded with a 66-yard touchdown drive to take a lead it would never relinquish with 6:57 to play in the first quarter. The Tigers added another touchdown and a field goal in the second quarter to take a 17-3 halftime lead.

North Texas cut the lead to seven twice in the second half, both on touchdown runs by Sun Belt Conference Offensive Player of the Year Patrick Cobbs. Cobbs broke a 35-yard touchdown late in the third quarter to cut the lead to 17-10, but Memphis came back with a touchdown of its own in the fourth quarter to seal the victory.

Cobbs led all rushers with 110 yards and two touchdowns and secured his place as the nation's leading rusher and nation's leading scorer. It was Cobbs' ninth straight game with over 100 yards rushing.

North Texas also held Memphis to just 88 yards rushing, which was the Tiger's lowest output of the season and the eighth Mean Green opponent held below the century mark of the year.

Score by Quarters	1	2	3	4	Score
Memphis	7	10	0	10	<b>27</b>
North Texas	3	0	7	7	<b>17</b>

### Scoring Summary:

NT - Nick Bazaldua 46 FG; MEM - Danny Wimprine 7 run; MEM - Chris Kelley 10 pass from Danny Wimprine; MEM - Stephen Gostkowski 21 FG; NT - Patrick Cobbs 35 run; MEM - LaKendus Cole 5 run; NT - Patrick Cobbs 2 run; MEM - Stephen Gostkowski 32 FG

## ↳ 2002 New Orleans Bowl

**December 17, 2002**  
**North Texas 24**  
**Cincinnati 19**

**NEW ORLEANS, La.** -- Five different Mean Green players came up with interceptions and running back Kevin Galbreath rushed for 130 yards and a touchdown to earn MVP honors as North Texas battled past Cincinnati, 24-19, on Tuesday to capture the second annual New Orleans Bowl.

In winning the school's first bowl game since 1946, North Texas broke out to a 24-7 third-quarter lead before holding off a fourth-quarter comeback effort by the Conference USA champion Bearcats.

North Texas got outstanding efforts in all phases of the game. The defense came up with a season-best five interceptions while the offense rode the legs of Galbreath for his eighth 100-yard rushing performance of the season.

And on special teams, Ja'Mel Branch set up a touchdown with a 36-yard kickoff return, Patrick Cobbs had a 50-yard kickoff return and punter Brad Kadlubar nailed five of seven punts inside the 20-yard line.

Junior defensive back Jeremy Pearl highlighted the Mean Green's defensive play, returning his first career interception 27 yards for a touchdown in the second quarter that gave North Texas the lead for good.

Also pulling down interceptions for the Mean Green were defensive backs Don McGee and Markeith Knowlton in the first quarter, linebacker Chris Hurd in the second and linebacker Cody Spencer in the third.

Galbreath took home the game's Most Valuable Player trophy after rushing 28 times for 130 yards and one touchdown. North Texas redshirt freshman quarterback Andrew Smith threw for 126 yards with one interception of his own.

Score by Quarters	1	2	3	4	Score
Cincinnati	7	0	6	6	<b>19</b>
North Texas	3	14	7	6	<b>24</b>

### Scoring Summary:

UC - Keith 6 pass from Guidugli; NT - Nick Bazaldua 30 FG; NT - Patrick Cobbs 27 run; NT - Jeremy Pearl 20 interception return; NT - Kevin Galbreath 35 run; UC - Rufin 29 FG; UC - Rufin 33 FG; UC - Callicott 43 fumble return.



## ↳ 2001 New Orleans Bowl

December 17, 2001  
Colorado State 45  
North Texas 20

**NEW ORLEANS, La.** -- Colorado State exhibited its bowl game experience, overpowering North Texas 45-20 in the inaugural New Orleans Bowl before 27,004 at the Superdome.

The Rams, who were making their fourth straight bowl game appearance, scored in every quarter to hold off the Mean Green, which won the Sun Belt Conference's first-ever football title and was playing in the school's first bowl game in 42 years.

Colorado State had four rushing touchdowns and quarterback Bradlee Van Pelt threw for another as the Rams (7-5) racked up 246 yards on the ground and passed for 129. They also intercepted one North Texas pass, recovered a fumble and blocked a Mean Green punt attempt that resulted in another score.

After North Texas had trimmed the CSU lead to 10 at 24-14 at halftime, the Rams scored in the third quarter when a Jason Ball punt was blocked and recovered in the end zone by game's Most Valuable Player, Ram defensive back Justin Gallimore.

Colorado State later scored twice in the fourth quarter on drives of 67 and 70 yards before North Texas's Justin Claborn blocked a Ram punt to set up the Mean Green's final TD drive.

North Texas sophomore quarterback Scott Hall completed 13 of 30 passes with two touchdowns, and junior running back Kevin Galbreath rushed 22 times for 108 yards.

Score by Quarters	1	2	3	4	Score
Colorado State	17	7	7	14	45
North Texas	0	14	0	6	20

### Scoring Summary:

CSU - Brad Svoboda 2 run; CSU - Kent Naughton; CSU - Jose Ochoa 8 pass from Van Pelt; NT - Dustin Dean 5 pass from Hall; CSU - Van Pelt 6 run; NT - Ja'Mel Branch 42 pass from Hall; CSU - Justin Gallimore blocked punt for TD; CSU - Chad Dixon 2 run; CSU - Michael Vomhof 20 run; NT - Andy Blount 13 pass from Bridges.

## ↳ 1959 Sun Bowl

December 31, 1959  
New Mexico St. 28  
North Texas 8

**EL PASO, Texas** -- The New Mexico State Aggies took advantage of several NTSC turnovers to beat the Eagles in the Sun Bowl.

North Texas lost four fumbles inside the Aggie 25-yard line and six of seven fumbles overall. NTSC could mount a score only on a 51-yard punt return by Billy Christle on the final play of the third quarter.

The second UNT fumble of the first quarter came on the Aggie 24-yard line with New Mexico State up 7-0. Down 14-0, the Eagles drove to the Aggie four-yard line before losing a fumble. New Mexico State then drove 96 yards on 13 plays to increase the lead to 21-0.

As the half ended, the Eagles had a drive stall on the Aggie 10-yard line. On NTSC's second drive of the third quarter, the Eagles lost a fumble on the Aggie 10-yard line.

New Mexico State struck on its next possession following the Christle punt return for a score to build the lead to 28-8. Two more fourth-quarter drives ended in frustration as the Eagles fumbled the ball away on the Aggie eight-yard line and had another drive stall on the Aggie 37-yard line.

Score by Quarters	1	2	3	4	Score
North Texas	0	0	8	0	8
New Mexico State	14	7	0	7	28

### Scoring Summary

NM - Atkins 57 pass from Johnson (Gaiters run); NM - Rudzik fumble recovery in end zone (run failed); NM - Kelly 15 pass from Johnson (Villanueva kick); NT - Christle 51 punt return (Duty pass to Perkins); NM - Gaiters 44 run (Villanueva kick).

## ↳ 1948 Salad Bowl

January 1, 1948  
Nevada 13  
North Texas 6

**PHOENIX, Ariz.** -- The Eagles made their second consecutive post-season bowl appearance in Odus Mitchell's second season as head coach, but this time it was NTSC that came out on the short end of a close decision.

Bill Cromer, who intercepted a Stan Heath pass to start the drive, gave the Eagles the early first-quarter lead as his four-yard run put NTSC up 6-0. The touchdown was set up by a 45-yard pass from Fred McCain to Joe Abbey.

Heath rebounded from his first-quarter mistake to hook up with Tommy Kalmanir on a 94-yard pass play in the second quarter to grab a 7-6 halftime lead.

Neither team scored in the third quarter and early in the fourth quarter the Wolf Pack mounted what would become the game-winning drive. The drive culminated with Nevada fullback Ernie Zeno scoring on fourth down and a foot.

The Eagles tried to rally and got into Wolf Pack territory, but a long pass from Zeke Martin to Abbey failed to connect and the Eagles went down to defeat.

Although the Eagles lost their last game, it was an outstanding season as NTSC won its second consecutive Lone Star Conference title.

Score by Quarters	1	2	3	4	Score
North Texas	6	0	0	0	6
Nevada	0	7	0	6	13

### Scoring Summary

NT - Bill Cromer 4 run (kick failed); UN - Tommy Kalmanir 94 pass from Stan Heath (Bob Corley kick); UN - Ernie Zeno 1 run (kick failed).



## ↳ 1946 Optimist Bowl

**December 21, 1946**  
**North Texas 14**  
**Pacific 13**

**HOUSTON, Texas** -- Louis Reinzi caught a nine-yard touchdown pass from Billy Dinkle on fourth down with nine seconds left and Dinkle's point after carried the Eagles to a thrilling 14-13 win over the University of the Pacific in the first Optimist Bowl.

It was a significant game for several reasons, not the least being the final game as head coach at Pacific for the famous Amos Alonzo Stagg. It also capped the first season for Eagle head coach Odus Mitchell.

The winning score capped a 67-yard drive by the Eagles. North Texas led 7-0 at the half thanks to a 58-yard interception return for a touchdown by Ned McNeil.

The Eagles won despite being out-gained 274 to 94. The Eagles also had to play most of the game without starting quarterback Fred McCain, who was kicked out of the game in the first quarter for fighting.

For Stagg, the inventor of the T-formation, it was the only bowl game that he would coach during his 57 years as a college coach. Stagg became a head coach at Springfield College in 1890 and amassed a career record of 329-190-35, which ranks third among all college coaches in career games coached. His Hall of Fame career came to a close with a loss at the hands of the Eagles.

Score by Quarters	1	2	3	4	Score
Pacific	0	0	7	6	13
North Texas	0	7	0	7	14

### Scoring Summary

NT - Ned McNeil 58 interception (Billy Dinkle kick); COP - John Rhode 19 pass from Bruce Orvis (Waits kick); COP - Heck 22 pass from Klein (Waits kick failed); NT - Louis Reinzi 9 pass from Billy Dinkle (Dinkle kick).

## ↳ 1994 NCAA I-AA Playoffs

**November 26, 1994**  
**Boise State 24**  
**North Texas 20**

**BOISE, Idaho** -- It was UNT's first post-season appearance in six years and its final year as a member of I-AA. It turned out to be a heartbreaking defeat for UNT as Boise State scored 14 fourth-quarter points to advance to the second round.

The Broncos would eventually advance all the way to the championship game before falling. UNT came into the game ranked #18 in the country while Boise State was ranked #3, but it was the Mean Green that had a 20-10 halftime lead.

Quarterback Mitch Maher completed 21-of-32 passes for 226 yards, no interceptions and a touchdown in the first half. But UNT could not get any kind of running game going, gaining just 89 yards on 34 carries and BSU forced UNT to throw in the second half.

UNT could have had a bigger lead at the half, but BSU stopped UNT three times on its own one-yard line and forced the Mean Green to settle for a field goal as the first half ended.

BSU drove 87 yards in nine plays midway through the fourth quarter to cut the lead to 20-17. Three plays later, Maher threw an interception, it was returned to the UNT six-yard line, and on the first play from scrimmage, BSU scored a touchdown to take the 24-20 lead with 5:38 left in the game.

Benny Cherry led the UNT defense with 13 tackles and a quarterback sack.

Score by Quarters	1	2	3	4	Score
North Texas	10	10	0	0	20
Boise State	10	0	0	14	24

### Scoring Summary

UNT - Mitch Maher 8 run (Jeff Graham kick); BSU - Ryan Ikebe 40 pass from Tony Hilde (Greg Erickson kick); BSU - Erickson 29 FG; UNT - Graham 31 FG; UNT - Vertis McKinney 19 pass from Maher (Graham kick); UNT - Graham 18 FG; BSU - K.C. Adams 1 run (Erickson kick); BSU - Willie Bowens 6 pass from Hilde (Erickson kick).

## ↳ 1988 NCAA I-AA Playoffs

**November 26, 1988**  
**Marshall 7**  
**North Texas 0**

**HUNTINGTON, W.V.** -- It was a frustrating day for UNT's run-and-shoot offense and a tough end to the season for a Mean Green team that was ranked #1 in the country for six weeks.

UNT quarterback Scott Davis completed just 9 of 19 passes for 91 yards. The two teams came into the game averaging a combined 694 yards and 62 points per game, but the only score of the game came after UNT star punt returner Marcus Camper fumbled a punt while attempting a fair catch.

The Thundering Herd recovered the ball on the UNT 40-yard line and six plays later scored the game's only touchdown.

The Mean Green's only scoring chance in the first half failed when Keith Chapman's 42-yard field goal attempt was tipped at the line of scrimmage. UNT drove to the Marshall 29-yard line on the first drive of the second half, but Chapman missed a 52-yard field goal attempt.

UNT drove to the Marshall 40-yard line midway through the fourth quarter, but came up with nothing and then recovered a Thundering Herd fumble at the Mean Green 45-yard line with 1:27 left in the game, but could not move the ball.

Linebacker Robbie Legg led a solid UNT defense as he finished with 12 tackles and a fumble recovery.

Score by Quarters	1	2	3	4	Score
North Texas	0	0	0	0	0
Marshall	7	0	0	0	7

### Scoring Summary

MU - Mike Barber 8 pass from John Gregory (Dewey Klein kick).





↳ **1987 NCAA I-AA Playoffs**

**November 23, 1987**  
**Louisiana-Monroe 30**  
**North Texas 9**

**MONROE, La.** -- Louisiana-Monroe proved to be UNT's biggest nemesis in 1987, preventing the Mean Green from winning an outright Southland Conference title and then beating UNT in the first round of the I-AA playoffs.

The Indians had beaten the Eagles 24-23 in Monroe back on November 14 when the Mean Green missed an extra point with 1:23 left in the game, spoiling a rally that saw UNT score 16 points in the final seven and a half minutes.

There were no such theatrics on this day as ULM scored 30 unanswered points after Keith Chapman's 28-yard field goal gave UNT a first quarter 3-0 lead.

Three Mean Green turnovers were turned into 13 points as Stan Humphries passed for 237 yards and a touchdown to lead ULM.

Score by Quarters	1	2	3	4	Score
North Texas	3	0	0	6	9
Louisiana-Monroe	0	17	10	3	30

**Scoring Summary**

NT - Keith Chapman 28 FG; ULM - Tommy Minville 1 run (Teddy Garcia kick); ULM - Garcia 49 FG; ULM - Jackie Harris 5 pass from Stan Humphries (Garcia kick); ULM - Richard 6 run (Garcia kick); ULM - Garcia 21 FG; NT - Edsel Ford 3 run (pass failed).

↳ **1983 NCAA I-AA Playoffs**

**November 24, 1983**  
**Nevada 20**  
**North Texas 17 (OT)**

**RENO, Nev.** -- UNT's first post-season appearance in 24 years ended in disappointment as the Southland Conference Champions fell in overtime.

The Eagles got a first-round bye and Nevada beat Idaho State to setup the quarter-final match-up.

Played in a snow storm, the Mean Green found themselves in a 7-7 tie at halftime. UNT took a 10-7 lead when Tom Bresnahan kicked a 33-yard field goal just one minute into the second half following a fumbled kickoff to open the second half by Nevada.

The Wolf Pack stormed back to score the next 10 points as Tony Zendejas kicked a 24-yard field goal to give Nevada a 17-10 lead with 11:29 left in regulation.

UNT tied the game by taking advantage of another Wolf Pack mistake, this time a fumbled punt. UNT had the ball first and 10 at the Nevada 12-yard line and on third and 10, quarterback Greg Carter completed a touchdown pass to Grady Davis to tie the game at 17 with 4:45 left in the contest.

UNT had one more chance to score, starting a drive from the UNR 29-yard line with 3:09 left. UNT lost seven yards on the drive and Todd Smith's 42-yard field goal attempt was no good.

Nevada won the coin flip to start the overtime and UNT had the ball on the Wolf Pack 15-yard line. UNT drove the ball of the UNR one-yard line, but couldn't put it in the end zone and missed a 26-yard field goal attempt when the snap was bobbled.

Zendejas, who had missed three of four previous attempts, then made a 32-yard field goal on the first play of its overtime possession to win the game.

**Score by Quarters**

North Texas	0	7	3	7	0	17
Nevada	7	0	0	10	3	20

**Scoring Summary**

UN - Scott Threde 17 pass from Eric Beavers (Tony Zendejas kick); NT - Tim Wasson 13 pass from Greg Carter (Brenahan kick); NT - Tom Bresnahan 33 FG; UN - Alphonso Williams 24 pass from Beavers (Zendejas kick); UN - Zendejas 24 FG; NT - Brady Davis 12 pass from Carter (Brenahan kick); UN - Zendejas 32 FG.



## ↳ A

Joe Abbey, 1947  
 Richard Abbe, 2010  
 Chance Adair, 1996, 1997, 1998, 1999  
 Adryan Adams, 2008, 2009  
 Joe Adams, 1961, 1962  
 Ayodele Adedipe, 2010  
 Kartey Agbottah, 2006, 2007, 2008  
 Craig Agnew, 1982-83  
 J.B. Airhart, 1927  
 Brandon Akpunku, 2008, 2009, 2010  
 Josh Alexander, 2005  
 Anthony Allen, 1991  
 Brad Allen, 1990, 91  
 Joe Allen, 1969  
 Lee Allen, 1965-66  
 Hut Allred, 1994, 1996, 1997, 1998  
 Alfred Anderson, 1981, 1982, 1983  
 Billy Anderson, 1968  
 Courtney Anderson, 1974  
 Robert Anderson, 1965, 1966  
 Stacey Anderson, 1992, 1993  
 Ward Anderson, 1939  
 LaChris Anyiam, 2010  
 Ramone Archie, 1998, 99  
 Ronnie Arendall, 1956  
 Nick Arizaga, 1978, 1979, 1980  
 Phillip Armour, 1995, 1996, 1997, 1998  
 Quincy Armstrong, 1949, 1950  
 Tony Armstrong, 1974  
 Bob Arnold, 1945, 1946, 1948  
 Vernon Ashton, 1940, 1941  
 Steve Atchley, 1968, 1969  
 Earl Atkins, 1929, 1930, 1931  
 John Atkins, 1975  
 Shavod Atkinson, 2009, 2010  
 Will Atterberry, 2009, 2010  
 Jason Attaway, 1997, 1998, 1999  
 Meredith Atwell, 1925, 1926  
 Don Audas, 1956, 1957  
 Adrian Awasom, 2001, 2002, 2003, 2004

## ↳ B

Frank Babb, 1975, 1976, 1977, 1978  
 Blake Bahner, 1978, 1979  
 Gene Bahnsen, 1951, 1952, 1953  
 Kenneth Bahnsen, 1949, 1950, 1951  
 Mike Bailey, 1964  
 Tyler Bailey, 2006, 2007, 2008, 2009  
 Chase Baine, 2010  
 Don Baker, 1951, 1952, 1953, 1954  
 John Baker, 1997, 1998, 1999  
 Tony Baker, 1986, 1987  
 Glen Balch, 1921  
 Cordale Baldwin, 2003  
 Jack Ball, 1982, 1983  
 Jason Ball, 1999, 2000, 2001  
 Wes Ballou, 1968, 1969  
 Ajani Banks, 2006  
 Starsky Banks, 1996, 1997, 1998, 1999  
 Chris Barber, 2002  
 Matt Barber, 1984  
 Bernie Barbour, 1967, 1968, 1969  
 Clarence Barnes, 1970  
 Nelson Barnes, 1976, 1978, 1979, 1980  
 Tomur Barnes, 1991  
 Isaac Barnett, 1989, 1990  
 Harold Bartlett, 1946, 1947  
 Mark Bartlett, 1983, 1984  
 J. Horace Bass, 1919  
 Ronnie Battle, 1977, 1978, 1980  
 Richard Baxter, 1980, 1981  
 Nick Bazaldua, 2002, 2003, 2004, 2005  
 Bron Beal, 1985, 1986, 1987, 1988  
 Dwain Bean, 1962, 1963  
 Jeff Beard, 1979, 1980, 1981  
 Charles Beatty, 1966, 1967, 1968  
 Mark Beaty, 1975, 1976, 1977, 1978  
 Russell Beck, 2001, 2002, 2003, 2004

James Beckam, 1918  
 Jake Beckham, 1942  
 Aaron Bellazin, 2010  
 Bruce Bell, 1975, 1976  
 Sam Bell, 1945, 1946  
 Ronnie Bell, 1965, 1966  
 Frank Belkin, 1922, 1923, 1925  
 Allen Bennett, 1964  
 Jonah Bense, 2001, 2002  
 Bobby Benton, 1967  
 George Benz, 1949, 1950  
 John Berry, 1913  
 Milton Bessent, 1951  
 Kenneth Biggers, 1984, 1985, 1987  
 Anthony Biggs, 1983  
 Craig Birdsong, 1984, 1985  
 Bill Bishop, 1949, 1950  
 E.B. Bishop, 1925, 1926, 1927  
 Joe Bishop, 1975  
 John Bishop, 1972  
 Roy Bishop, 2002, 2003  
 Judie Bitner, 1954  
 Stan Blackmon, 1974  
 Scott Blank, 1997, 1998  
 Bob Blanks, 1920  
 Andy Blount, 2001, 2002, 2003, 2004  
 Robert Blowers, 1990  
 Kermit Boaz, 1934, 1935, 1936  
 Clay Bode, 1987, 1988, 1989, 1990  
 Ben Boehnke, 1954, 1955  
 Carroll Boland, 1964, 1965, 1966  
 Aaron Bonds, 1970, 1971  
 Wayne Bonner, 1945  
 Mike Boone, 1995, 1996, 1997  
 Ron Boston, 1996, 1997  
 Bobby Bottles, 1976  
 Ryan Boutwell, 2010  
 Don Bowen, 1965  
 Toby Bowen, 1979, 1980, 1981  
 James Bower, 1963, 1964, 1965  
 Phillip Bowers, 1952  
 Jeff Bowles, 1994  
 John Bowles, 1972, 1973  
 Scott Bowles, 1987, 1988, 1989, 1990  
 Charles Bowlin, 1951, 1952  
 Ben Boyd, 1992  
 Merle Boyd, 1960, 1961, 1962  
 Richard Boyd, 1938  
 Sidney Bradford, 1986, 1987, 1988  
 Q.L. Bradford, 1934  
 Dode Bradley, 1917, 1918  
 Matt Bradshaw, 2001, 2002, 2003  
 Bob Brady, 1942  
 Chris Brainard, 2009  
 E.M. Bralley, 1914  
 Ja'Mel Branch, 2001, 2002, 2003, 2005  
 Claude Brannan, 1919, 1921  
 Ed Brantley, 1965, 1966, 1967  
 Bill Brashier, 1950  
 George Bray, 1970  
 Jim Braymer, 1954, 1955, 1956  
 Billy Brewer, 1985, 1986, 1987  
 Carl Brewer, 1986, 1988  
 James Brewer, 1949, 1950  
 N.H. Brewer, 1923  
 Andy Brewster, 2001, 2002, 2003, 2004  
 Jim Brewster, 1968, 1969  
 Eric Bridges, 2000, 2001, 2002  
 Richard Bridges, 1998, 1999, 2000, 2001  
 Mike Briscoe, 1969, 1970  
 Phil Broadus, 1980, 1981, 1982, 1983  
 David Brooks, 1991, 1992  
 Andy Broome, 1974  
 Charles Brown, 2005, 2007, 2008  
 Chris Brown, 1990, 1991, 92, 1993  
 David Brown, 1991, 1992, 1993, 1994  
 Greg Brown, 2008, 2009, 2010  
 Jeff Brown, 1975, 1976, 1977  
 Jeremy Brown, 2004, 2005, 2006  
 John Brown, 1974  
 Kevin Brown, 1979

Lawrence Brown, 2006, 2007  
 Azel Browning, 1927, 1928, 1929  
 L.L. Browning, 1926  
 Randy Bruns, 1980, 1981  
 J.H. Buckingham, 1914  
 Jonas Buckles, 2001, 2002, 2003, 2004  
 Jimmy Burch, 1961, 1962, 1963  
 Lonnie Burgess, 1982, 1983  
 Bobby Burk, 1990  
 Hardy Burke, 1964, 1965, 1966  
 Ken Burkhalter, 1960, 1961  
 Jimmy Burkholder, 1973, 1974, 1975, 1976  
 C.K. Burns, 1937  
 David Burns, 1991, 1992  
 Beau Burruss, 2007  
 Blake Burruss, 2004, 2005, 2006  
 Antoine Bush, 2006, 2007, 2008, 2009  
 Bert Butaud, 1949, 1950  
 Joey Byerly, 2004  
 Aubrey Byerly, 1970, 1971, 1972  
 Brett Byland, 1990, 1991, 1992  
 Brandin Byrd, 2010  
 Hal Byrd, 1958, 1959

## ↳ C

Byron Campbell, 2001  
 W.M. Campbell, 1913  
 Kip Camp, 1951, 1952  
 Marcus Camper, 1985, 1986, 1987, 1988  
 Tevinn Cantly, 2009, 2010  
 Jeff Cantrell, 1985, 1986, 1987, 1988  
 Chris Cardwell, 1984, 1985, 1987  
 Evan Cardwell, 2001, 2002, 2003, 2004  
 Darius Carey, 2009, 2010  
 Vidal Carlin, 1965, 1966  
 Brian Carlson, 2006, 2007  
 C. L. Carr, 1941, 1942  
 Herby Carr, 1963, 1964  
 Bill Carrico, 1958, 1959  
 Greg Carter, 1981, 1982, 1983  
 Kenneth Carter, 1951  
 Tyrone Carter, 2002, 2004, 2005, 2006  
 Jordan Case, 1978, 1979  
 Taylor Casey, 2000, 2001, 2002, 2003  
 Walter Casey, 1987, 1988, 1989, 1990  
 Dick Caskey, 1917  
 Tory Castillo, 1993, 1994, 1995, 1996  
 John Castrese, 1997  
 A.D. Cate, 1946, 1947, 1948  
 James Cate, 1932, 1933  
 John Cavaglieri, 1951  
 Mike Cavender, 1969  
 George Cecil, 1973, 1974  
 Andy Chambers, 1964  
 Bruce Chambers, 1976, 1977, 1978, 1979  
 Lonnie Chambers, 2003, 2004  
 Terry Champagne, 1976, 1977, 1978  
 Ken Chambliss, 1981  
 Winston Chance, 1946  
 Brelan Chancellor, 2010  
 Jimmy Chaney, 2005  
 Jeremiah Chapman, 2004, 2005, 2006, 2007  
 Joe Chapman, 1922, 1923  
 Keith Chapman, 1985, 1986, 1987, 1988  
 Walter Chapman, 1973, 1974, 1975, 1977  
 John Chappell, 1977  
 Carlen Charleston, 1980, 1981, 1982, 1983  
 Desmon Chatman, 2006  
 Aaron Chavers, 2003, 2004  
 Benny Cherry, 1993, 1994, 1996, 1997  
 Willie Cherry, 1965, 1966  
 Will Chinn, 1997, 2000  
 Tim Christian, 1994, 1995, 1996, 1997  
 Bill Christle, 1959, 1960, 1961  
 John Chupp, 1992  
 Justin Claborn, 2000, 2001, 2002, 2003  
 Billy Ray Clark, 1949, 1950  
 Richard Clark, 1990  
 Dominic Clay, 1997

Ervin Clay, 1939, 1940, 1941  
 Lee Clay, 2002, 2003  
 J.D. Clayton, 1940  
 Raymond Clement, 1958, 1959, 1960  
 Charles Clemmons, 1974, 1985  
 Fred Clotiaux, 1949, 1950  
 James Clotiaux, 1948  
 Fred Cobbs, 1918, 1919  
 John Cobb, 1918  
 Patrick Cobbs, 2001, 2002, 2003, 2005  
 Chris Coit, 1998  
 Charlie Cole, 1956, 1957  
 Mack Cole, 2008  
 Vernon Cole, 1957, 1958, 1959  
 Anthony Coleman, 1994, 1995, 1996  
 Tubby Coleman, 1995, 1996, 1997, 1998  
 Tim Collier, 1988  
 A.V. Collins, 1946, 1947, 1948  
 Bill Collins, 1913, 1914, 1916  
 Carrol Collins, 1936, 1937  
 Danny Collins, 1970  
 Darrin Collins, 1986, 1987, 1988  
 David Collins, 2006  
 Milton Collins, 1978, 1979  
 Williams Collins, 1918, 1919  
 George Compton, 1913  
 Luke Conder, 2000, 2001, 2002, 2003  
 Robert Conrad, 1999, 2000, 2002  
 DaWaylon Cook, 2008, 2009  
 J.F. Cook, 1942  
 S. T. Cook, 1918  
 Stanley Cook, 1985  
 Tony Cook, 1987, 1988, 1989, 1990  
 Rayford Cooks, 1980, 1981, 1982, 1983  
 Mike Cooksey, 1973, 1976  
 Chad Cooley, 2004, 2005, 2006  
 Carter Cooper, 1980, 1981  
 Hank Cooper, 1964  
 Jerome Cooper, 1985, 1986, 1987, 1988  
 Jim Cooper, 1946, 1947  
 W.A. Cooper, 1915, 1918, 1919, 1920  
 Roderick Cotton, 2004  
 Mack Cope, 1961, 1962  
 Chase Corley, 1998  
 Zeb Cornist, 1998, 1999  
 Roderick Cotton, 2005, 2006, 2007  
 John County, 1991, 1992, 1993  
 Garret Courtney, 1997, 1998  
 Forrest Covin, 1939, 1940, 1941  
 TaRon Covington, 2004, 2005  
 Herman Cowley, 1927, 1928, 1929  
 Billy Cox, 1976, 1977  
 Boyd Cox, 1951  
 Charles Cox, 1932, 1933, 1934  
 Deavin Cox, 2004, 2005, 2006, 2007  
 LeRoy Crabtree, 1927, 1928, 1929  
 Richard Crawford, 1967, 1968  
 William Crawford, 1927, 1928  
 Kervin Crenshaw, 1993  
 Dalton Criswell, 1942  
 Winton Criswell, 1951, 1952  
 Jimmy Croft, 1977, 1978, 1979, 1980  
 Bill Cromer, 1947  
 Cedric Cromer, 1993, 1994, 1995, 1996  
 Mike Crowell, 1974  
 Chuck Crowsey, 1980, 1981  
 Alton Crum, 1959, 1960  
 Noel Crum, 1989, 1990, 1991, 1992  
 Fatty Cuest, 1917  
 Eric Cuffee, 1984, 1985  
 TJ Culberson, 2003, 2004  
 Mack Cumby, 1974, 1976  
 J.B. Cunningham, 1915  
 Wilburn Curnutt, 1946  
 Hal Curry, 1942  
 Byron Curtis, 1999, 2000  
 Zac Cypert, 1979, 1980, 1981

## ↳ D

C.R. Daffern, 1956



# HISTORY

↳ letterwinners

Benge Daniels, 1933, 1934, 1935  
 Bobby Daniels, 1979, 1980, 1981, 1982  
 Darrell Daniels, 2001, 2002  
 Jeff Daniels, 1994  
 John Darby, 1956, 1957, 1958  
 Ryan Davenport, 2005, 2006, 2007, 2008  
 Danny David, 1984  
 Beau Davidson, 2004, 2005, 2006  
 Bryan Davidson, 1991  
 Christian Davidson, 2007, 2008, 2009  
 Greg Davidson, 1976, 1977, 1978, 1979  
 G.H. Davidson, 1923  
 Guy Davidson, 1919, 1920, 1921, 1922  
 Brady Davis, 1981, 1982, 1983  
 Calvin Davis, 1995, 1996, 1997  
 Dirk Davis, 1984, 1985  
 Frank Davis, 1972, 1973  
 Marquese Davis, 2008  
 Melvin Davis, 1973, 1974, 1975  
 Mike Davis, 1989, 1990  
 Scott Davis, 1987, 1988, 1989, 1990  
 Trey Davis, 2000, 2001, 2002  
 Wallace Davis, 1921, 1922, 1923, 1924  
 Duane Day, 1958, 1959  
 Germaine Dawson, 2005, 2006, 2007, 2008  
 Dustin Dean, 1998, 1999, 2000, 2001  
 Trent Deans, 2009, 2010  
 David Deaton, 1972, 1973, 1974  
 Grady Deaton, 1916, 1917  
 Erwin Debose, 1945, 1946, 1948  
 Richard Defelice, 1991, 1992, 1993  
 Ira DeFoor, 1941  
 Horace DeFord, 1949, 1950  
 Brent DeGroot, 1999, 2000, 2001  
 Robbie Deheck, 2008, 2009  
 Robert DeLong, 1951, 1952  
 John Delaney, 1918  
 Chacory Demart, 1995, 1996  
 Norman Denney, 1957, 1959  
 Wiley Denson, 1961  
 Jesse DeSoto, 2007, 2008, 2009  
 Sam Dibrell, 2007, 2008  
 Kevin Dickerson, 2008, 2009  
 Steve Dieb, 1977, 1978, 1979  
 Dennis Dillard, 1973, 1974, 1975, 1976  
 Billy Dinkle, 1947  
 E.C. Dittich, 1935  
 Larry Dixon, 1976, 1977, 1978, 1979  
 Demario Dixon, 2010  
 Lester Dixon, 1985  
 Preston Dixon, 1984, 1985, 1986, 1987  
 Ray Dodds, 1949, 1950  
 Riley Dodge, 2009, 2010  
 Odell Dodson, 1922, 1923  
 Mike Dooley, 1974, 1975, 1976  
 Ryan Downing, 2010  
 Kelvin Drake, 2006, 2007, 2009, 2010  
 Paul Draper, 1966, 1967  
 Kirk Drew, 1949, 1950  
 Erwin DuBose, 1948, 1949  
 Albert Dudley, 1937, 1938  
 Charles Duffey, 1949, 1950  
 Scott Dukatnik, 1990, 1991, 1992, 1993  
 Lance Dunbar, 2008, 2009, 2010  
 Donald Dunlap, 1973, 1974  
 Leonard Dunlap, 1969, 1970  
 Steve Dunn, 1971  
 John Dunsworth, 1924  
 Raifu Durodoye, 2005, 2006, 2007  
 Robert Duty, 1958, 1959, 1960

## ↳ E

Jim Eagle, 1946, 1947, 1948  
 Shawn Early, 2002, 2003, 2004  
 Gary Easley, 1974, 1975  
 Red Echols, 1928, 1929, 1930  
 A. G. Edens, 1941  
 Dralves Edwards, 1970, 1971  
 John Edwards, 1971

Leland Edwards, 1935, 1936  
 Henry Eke, 2006  
 Jack Elder, 1931, 1933  
 Lester Elder, 1932  
 David Eliff, 1979, 1980  
 Howard Ellenburg, 1937  
 Tony Elliott, 1980, 1981  
 David Ellis, 1964  
 Mike Ellis, 1975  
 Lawrence Ellis, 1997, 1998, 1999, 2000  
 Jerry Ellison, 1971, 1972  
 Marquis Ellison, 2005  
 Fred Ende, 1973, 1974, 1975  
 Lindy Endsley, 1966, 1967  
 Kent Englehardt, 1991, 1992, 1993  
 Lee English, 1978, 1979, 1980, 1981  
 Donald Ericks, 1989, 1990  
 Brad Eskridge, 1987, 1988  
 Andy Everest, 1974, 1975, 1976

## ↳ F

Mack Faggett, 1980, 1981, 1982, 1983  
 Darrin Faler, 1996, 1997  
 Tim Falgout, 1962, 1963  
 Luther Fambro, 1945, 1946, 1947, 1948,  
 Gerald Farley, 1994, 1995  
 Eugene Farmer, 1990  
 Richard Farris, 1961, 1962  
 Don Fechtman, 1974, 1976, 1977  
 Coleman Feeley, 2008, 2010  
 Joe Ferguson, 1962, 1963  
 Guy Fernandez, 2005  
 Herb Ferrill, 1946, 1947, 1948  
 Lewis Fields, 1988, 1989, 1990  
 Reggie Finch, 1991, 1992  
 Robert Finklea, 1964, 1965  
 Mike Fisher, 1981, 1983  
 Robert Fisher, 1968  
 Casey Fitzgerald, 2005, 2006, 2007, 2008  
 Mike Flanagan, 1989, 1990  
 Ed Fleming, 1985  
 Ronnie Fleming, 1971, 1972  
 Noe Flores, 1959, 1960, 1961  
 Ken Fontno, 1971  
 Charles Ford, 1989, 1990, 1991  
 Edsel Ford, 1987, 1988  
 Tony Ford, 1972, 1973, 1974  
 Nance Formagus, 1940, 1941  
 Aaron Fortenberry, 2009, 2010  
 Joel Foster, 2003, 2004, 2006  
 Rudy Forti, 1994, 1995  
 Tommy Fouts, 1937  
 Guy Fowler, 1964, 1965  
 Lyndon Fox, 1969, 1970, 1971  
 Jimmy Franklin, 1969, 1970, 1971, 1972  
 Troy Franklin, 2008  
 Fred Freeman, 1928, 1929  
 Winston Freeman, 1960, 1961, 1962  
 Ulysses Fromm, 1922, 1923  
 Kelly Fry, 1975, 1976, 1977  
 Randy Fry, 1975, 1976  
 Zack Fry, 1973, 1974  
 Randall Fuller, 1990, 1991  
 Bobby Furrh, 1946, 1948  
 Brian Futrell, 1998, 1999

## ↳ G

Frank Gaines, 2010  
 Kevin Galbreath, 2001, 2002  
 Paul Gallamore, 1988, 1989, 1990  
 Bob Gandy, 1949, 1950  
 Judge Gambill, 1927  
 Bernard Gantt, 1913  
 Randy Gardner, 2000, 2001, 2002  
 J.C. Garrett, 1973  
 Dan Garza, 1942  
 Tony Gates, 1996, 1997, 1998, 1999  
 Mike Gattis, 1967, 1968  
 Adkins Gay, 1933

Clayton George, 1990, 1991, 1992, 1993  
 James Gibson, 1966, 1967, 1968  
 LeRoy Gibson, 1942, 1946  
 Travis Gibson, 1990, 1991, 1992, 1993  
 Joe Gieb, 1942, 1945, 1946  
 Troy Gilbert, 1961  
 James Victor Gill, 2007, 2008, 2009, 2010  
 Richard Gill, 1968, 1969  
 Steve Gilliland, 1994  
 Conor Gilmartin Donohue, 2010  
 Eddrick Gilmore, 2005, 2007, 2008, 2009  
 Tom Gipson, 1969, 1970  
 Lennis Givens, 1970  
 Bryan Glass, 2007, 2008  
 Rex Glendenning, 1976, 1977, 1978  
 John Glenn, 1952  
 Tommy Glenn, 1965, 1966  
 Bill Glover, 1935  
 Chris Glover, 1988  
 Sam Golden, 1971, 1972, 1973  
 Philip Gonzales, 1962, 1963, 1964  
 Buck Goode, 1918, 1919, 1920  
 Charles Goodson, 1960  
 Derek Gordon, 1998, 1999  
 Fred Gordon, 1977, 1978  
 Robbie Gordon, 2007, 2008, 2009, 2010  
 Ted Gosline, 1971, 1972, 1973  
 Brian Gothard, 1991, 1992  
 Toby Gowin, 1993, 1994, 1995, 1996  
 Benny Graham, 1940, 1941  
 Brad Graham, 2010  
 Jeff Graham, 1994, 1995, 1996  
 Wynne Graham, 1916, 1917  
 S.M. Granstaff, 1936  
 Robert Grant, 1996, 1997  
 Phillip Graves, 2003, 2004, 2005, 2006  
 Dennis Gray, 1964  
 Edgar Gray, 1956, 1957, 1958  
 Tommy Gray, 1949, 1950, 1951  
 Dominique Green, 2005, 2006  
 Ollie Green, 1973, 1974, 1975, 1976  
 Shawn Green, 1997  
 Thomas Green, 1986, 1987  
 Charles Greene, 1967  
 DeLon Greene, 1990, 1991, 1992  
 Joe Greene, 1966, 1967, 1968  
 Major Greene, 1987, 1988, 1989, 1990  
 Harold Greer, 1970  
 I.B. Griffith, 1920, 1924, 1925  
 Coylin Grimes, 1994, 1995, 1996, 1997  
 Robert Griswold, 1967  
 Bill Groce, 1957, 1958, 1959  
 Byron Gross, 1987, 1988, 1989, 1990  
 Sterling Guest, 1995, 1996  
 Josh Gully, 1995

## ↳ H

Glynn Hachtel, 1969, 1970, 1971  
 Eugene Haecker, 1957, 1959  
 Marvin Hagan, 1977, 1978  
 David Hagerman, 1977, 1978, 1979  
 Greg Hahn, 1972  
 Ken Hall, 1951, 1952  
 Rodney Hall, 1994, 1995  
 Cory Hall, 2002  
 Scott Hall, 2000, 2001, 2003, 2004  
 Jimmy Hamic, 1991  
 Dick Hamilton, 1958, 1959  
 James Hamilton, 2008, 2009, 2010  
 Hugh Hamm, 1978, 1979  
 Brad Hammit, 1973, 1975, 1976  
 Bill Hammond, 1951  
 Lateef Hampton, 1996, 1997  
 John Hansard, 1919, 1920, 1921  
 Artie Hanson, 1942  
 Bob Hardie, 1951, 1952  
 Cedric Hardman, 1968, 1969  
 T. K. Hardy, 1949, 1950  
 Burkley Harkless, 1965, 1966

Robert Harmon, 2004, 2005, 2006  
 Gabe Haro, 1999, 2000, 2001  
 Lester Harper, 1980, 1981, 1982  
 Lee Harrington, 1973, 1974  
 Bob Harris, 1930, 1931  
 Jeff Harris, 1997, 1998, 1999, 2000  
 Kevin Harris, 1982, 1983  
 Sidney Harris, 1974, 1975  
 E.B. Harriss, 1925, 1926  
 Allan Harrison, 2003, 2004  
 Bo Harrison, 1994, 1995, 1996, 1997  
 Tommy Harrison, 2001, 2002, 2003, 2004  
 Paul Hartsfield, 1991, 1992  
 Aaron Harvey, 2003  
 Pete Harvey, 1978, 1979, 1980, 1981  
 Richard Harvey, 1949, 1950, 1951  
 Gerry Hawkins, 1960, 1961, 1962  
 Carl Hayes, 1970  
 Mike Hayner, 1971, 1972  
 Abner Haynes, 1957, 1958, 1959  
 Charles Haynes, 1967  
 Howard Haynes, 1931, 1932  
 Louis Haynes, 1979, 1980, 1981  
 Jack Hays, 1952, 1953  
 Lynn Heathman, 1988  
 Clyde Hebert, 1970, 1971, 1972  
 Don Helms, 1931  
 Bart Helsley, 1989, 1990  
 Bob Helderbran, 1968, 1969  
 Jack Hemby, 1967  
 Keronna Henderson, 2005, 2006, 2007, 2008  
 Ralph Henderson, 1978, 1979, 1980  
 R.C. Hendrix, 1975, 1976  
 Rick Hendrix, 1979  
 Chad Henkleman, 1993, 1994, 1995  
 Mike Henry, 1975, 1976, 1977  
 Randy Henry, 1967  
 George Herring, 1957, 1958, 1959  
 Wilson Herring, 1931, 1932  
 Julian Herron, 2010  
 Darron Hester, 1998, 1999  
 Lanier Hester, 1935, 1936, 1937  
 Fred Hickman, 1949, 1950  
 Michael Hickmon, 1999, 2000, 2001, 2002  
 Gary Hicks, 1966  
 Shawn Hicks, 1991, 1992  
 Olvis Hicks, 1940  
 Cliff Higgs, 2005, 2006, 2007  
 Michael High, 1991, 1992, 1993, 1994  
 Wayne Hightower, 1947  
 Kylie Hill, 2008, 2009  
 Morcellius Hill, 1995, 1996, 1997  
 Royce Hill, 2008, 2009, 2010  
 Rusty Hill, 1980, 1981, 1982  
 L.W. Hillian, 1936, 1937  
 Richard Hinch, 1971, 1972  
 Greg Hirsch, 1993, 1994  
 George Hoagland, 1952, 1953  
 Ian Hobbs, 2000, 2002, 2003  
 Preshie Hodge, 1971  
 Byron Hoffereck, 1986, 1987  
 Robert Hoffman, 1995  
 Joe Holbert, 1935, 1936  
 Clint Holden, 1988  
 Gabe Holivay, 2008, 2009  
 Henry Holland, 1965, 1966, 1967  
 Kendrick Hollie, 1996, 1997, 1998  
 J.T. Hollins, 1974, 1975, 1976  
 Chuck Holloway, 1959, 1960, 1961  
 Glen Holloway, 1967, 1968, 1969  
 Aaron Holly, 1999, 2000  
 Louis Holman, 1971, 1972, 1973  
 Maurice Holman, 2005, 2006, 2007  
 Johnnie Holmes, 1980, 1981, 1982, 1983  
 Glenn Holtzman, 1952, 1953  
 Dennis Hopovac, 2003, 2004, 2005, 2006  
 Nick Hoppe, 1999, 2000  
 Chris Hornbeak, 1993, 1994, 1995, 1996  
 Randy Horton, 1989, 1990  
 Kevin Howard, 2000, 2001, 2002, 2004  
 Oscar Howard, 1965





Tom Howarth, 1928, 1928, 1929  
 Maxwell Howe, 1941  
 Tom Howey, 1979, 1980, 1981, 1982  
 Tommie Hudgins, 1946  
 Randy Hudson, 1985  
 Willis Hudson, 1993, 1994, 1995  
 Roy Huffines, 1919  
 Bill Hughes, 1917  
 Bobby Hughes, 1951, 1952  
 Griff Hughes, 1952  
 Michael Hughes, 1980, 1982, 1983  
 Willie Hughes, 1989, 1990, 1991, 1992  
 Ronald Hull, 2006  
 Rex Humbarger, 1971, 1972, 1974  
 Roy Humphrey, 1968  
 Ray Hundley, 1922, 1923, 1924, 1925  
 David Hunt, 1982, 1983, 1985  
 Steve Hunt, 1995, 1996, 1997  
 W.A. Hunter, 1940  
 Chris Hurd, 2000, 2001, 2002, 2003  
 Leslie Hurley, 1997  
 Eli Hutchison, 2004, 2005

↳ I

Norm Ingebritsen, 1951, 1952  
 Glenn Ingram, 1966  
 Warren Isaac, 1972, 1973, 1974  
 James Ivy, 1966, 1967, 1968

↳ J

Mike Jacko, 1981, 1982, 1983  
 Bernard Jackson, 1978, 1979  
 Brandon Jackson, 2004, 2005, 2006, 2007  
 Jamaal Jackson, 2009, 2010  
 Kelvin Jackson, 2009, 2010  
 Roland Jackson, 1992, 1993, 1994, 1995  
 Ty Jackson, 1999, 2000, 2001  
 Vance Jackson, 1973  
 Coy Jacobs, 1992, 1993  
 H.G. James, 1913, 1914  
 I.T. James, 1937, 1939  
 Leonard James, 1938  
 Sean January, 2010  
 Harlan Jefferson, 1980, 1981, 1982, 1983  
 Lavelle Jenkins, 1974, 1975  
 Clay Jennings, 1992, 1993, 1994, 1995  
 Leonard Jeter, 1963  
 Dick Johns, 1936, 1937  
 Bill Johnson, 1986, 1987, 1988  
 Breece Johnson, 2007, 2008, 2010  
 Charles A. Johnson, 1971, 1972, 1973  
 Charles Johnson, 1975  
 Clifford Johnson, 1938  
 Churn Johnson, 1919  
 Forlando Johnson, 2010  
 Garvin Johnson, 1925  
 Joe Johnson, 1996, 1997, 1998  
 J.J. Johnson, 2008, 2009  
 Julius Johnson, 1936, 1937, 1938  
 Marvin Johnson, 1922, 1923,  
 Rex Johnson, 1987, 1988  
 Richard Johnson, 1951, 1952  
 Roderick Johnson, 2007, 2008  
 Andrew Jones, 1995, 1996, 1997  
 Calvin Jones, 1919  
 Craig Jones, 2000, 2001, 2002, 2003  
 Lowell Jones, 1928  
 Malcolm Jones, 1976, 1977, 1979, 1980  
 Mike Jones, 1975, 1976, 1977  
 Ronnie Jones, 1963, 1964  
 Steve Jones, 1965  
 Terry Jones, 1985  
 Jonathan Jusiewicz, 2002

↳ K

Brad Kadlubar, 2002, 2003, 2004  
 Martin Kahn, 1963, 1964, 1965

Brad Kassell, 1998, 1999, 2000, 2001  
 Jeff Katon, 1985, 1986, 1987, 1988  
 Josh Kay, 1999, 2000  
 Buck Keahey, 1916, 1917, 1918  
 Tom Kelly, 1978  
 Fred Kelsay, 1918, 1919  
 Jolley Kelsay, 1935, 1936  
 Horace Kembell, 1942, 1945, 1946  
 Bill Kemplin, 1947, 1948  
 Brandon Kennedy, 2000, 2001, 2002, 2003  
 Paul Kerestine, 1978, 1979  
 David Kervin, 1972, 1973  
 Iseed Khoury, 1975, 1976, 1977  
 Don King, 1977, 1978  
 Garry King, 1973, 1975, 1976, 1977  
 Leon King, 1957  
 Bill Kirbie, 1959, 1960, 1961  
 David Kirk, 1973, 1975  
 Frank Klein, 1957, 1958, 1959  
 Harold Knight, 1963  
 Jeremy Knott, 2008, 2009  
 Sidney Knowles, 1922, 1923, 1924  
 Wenton Knowles, 1932, 1934  
 Markeith Knowlton, 2001, 2002, 2003, 2004

Brad Koch, 1990, 1991  
 Marc Koke, 1995, 1996, 1997  
 Troy Kokjohn, 2008, 2009, 2010  
 Mickey Koonce, 1954, 1955  
 Ted Koonce, 1940, 1941  
 Kail Krider, 2007  
 J.B. Kuehl, 1942  
 Julian Kuehl, 1946, 1948  
 Dennis Kuithe, 1980, 1981, 1982, 1983  
 Herb Kunz, 1991  
 Rich Kuranda, 1988  
 Larry Kuykendall, 1973, 1974  
 Roy Kyle, 1940

↳ L

Dennis Lackey, 1967  
 Dan LaGrasta, 1951, 1952, 1953  
 Charles Laine, 1951, 1952, 1953  
 Bill Lalicker, 1945, 1946, 1947, 1948  
 Bill Lammes, 1949, 1950  
 David Lancaster, 1961  
 Chris Land, 2000  
 Charles Langford, 1919, 1920  
 James Langston, 1986, 1987  
 Bobby Lankford, 1951  
 Melvin Lark, 1976, 1977, 1978, 1979  
 Bill Lawhorn, 1949, 1950  
 Jack Lawless, 1949, 1950  
 Pete Lawless, 1947, 1948  
 Frank Lawlis, 1960, 1961  
 Clark Lawrence, 1972, 1973  
 James Leatherwood, 1964  
 Greg Lee, 1984, 1985  
 Laymonde Lee, 1995, 1996, 1997, 1998  
 Marlon Lee, 1999, 2000  
 Robbie Legg, 1985, 1986, 1987, 1988  
 Jim Lemming, 1977, 1978, 1979, 1980  
 Dennis Lemmons, 1973, 1974  
 Nick Leppo, 2010  
 Wilmer Levels, 1969, 1970  
 Ralph Lewerenz, 1982, 1982, 1983  
 B. J. Lewis, 2007, 2009, 2010  
 Dhathi Lewis, 1996, 1997  
 George Lewis, 1976, 1977  
 Glenn Lewis, 1977, 1978  
 Henry Lewis, 1925  
 Reginald Lewis, 1975, 1976, 1977, 1978  
 Eric Lichty, 2007  
 Peter Linck, 1962, 1963, 1964  
 Dick Lindsay, 1945, 1946, 1947, 1948  
 Jay Linville, 1982, 1983  
 Dylan Lineberry, 2004, 2005, 2006  
 Bernie Little, 1974, 1975, 1976  
 Ret Little, 1967, 1968, 1970  
 Phillip Littlejohn, 1995, 1996, 1997, 1998  
 James Littlepage, 1961, 1962, 1963

Jeff LoCaste, 1977, 1978, 1979  
 Carl Lockhart, 1962, 1963, 1964  
 Tim Loftin, 1975, 1976, 1977  
 Bob London, 1928, 1929, 1930  
 Jack London, 1920  
 Audie Long, 1963, 1964, 1965  
 Rony Long, 1990  
 Roy Loren, 2006  
 Alex Lott, 2008, 2009, 2010  
 Andy Lott, 1998, 1999  
 David Lott, 1954, 1955, 1956  
 John Lott, 1984, 1985  
 John Love, 1965, 1966  
 Loyd Lowe, 1948, 1949, 1950  
 Weldon Lucas, 1929, 1930  
 Noel Luna, 2007  
 H.H. Lundon, 1921  
 Richard Lynn, 1919  
 Greg Lyssy, 1980, 1981, 1982

↳ M

Greg Mabra, 1991  
 Dominique Mackey, 2001, 2003, 2004  
 Marshall Magill, 1913, 1914  
 Dave Maggard, 1932, 1933  
 David Magnenat, 1960, 1961, 1962  
 Colt Mahan, 2006, 2007, 2008  
 Mitch Maher, 1991, 1992, 1993, 1994  
 Henderson Malone, 1931, 1932  
 Onel Malone, 1928, 1929  
 Ed Maltony, 1954, 1955  
 Roderick Manning, 1986, 1987, 1988  
 Rogdrick Manor, 1994, 1995  
 Michael Marr, 1967, 1968, 1969  
 George Marshall, 2000, 2001, 2002  
 Gordon Marshall, 1975  
 Cecil Martin, 1947, 1948, 1950  
 Elbert Martin, 1931  
 Jarrod Martin, 1998  
 Paul Martin, 1974, 1975, 1976, 1977  
 Roger Martin, 1934, 1935, 1936  
 Wesley Martin, 1937  
 J.D. Martinez, 1987, 1988, 1990  
 Ernie Marvel, 1948, 1949, 1950, 1951  
 Corie Massey, 2000, 2002  
 Johnny Mata, 1966, 1967  
 Jeremi Mathis, 2009  
 Travis Matlock, 2000  
 Greg Matthews, 1990, 1991, 1992, 1993  
 Paul Matthews, 1934  
 Jason May, 2003, 2005  
 Sean Mayes, 1990, 1991, 1992, 1993  
 Dan McAlister, 1918, 1919, 1920  
 Cougar McBride, 2001  
 Fred McCain, 1945, 1946, 1947, 1948  
 Bob McClendon, 1951, 1952  
 Sam McClure, 1926, 1927, 1929, 1930  
 Benny McCollum, 1959, 1960  
 L.L. McCombs, 1924, 1925  
 D'Leon McCord, 2010  
 Brandon McCoy, 2010  
 Steve McCoy, 1969  
 Glen McCracken, 1915, 1918  
 Loren McCray, 1919, 1920, 1921  
 Maurice McCray, 1922, 1923, 1924  
 James McCurin, 1977, 1978  
 James McDaniel, 1938, 1939, 1940  
 Kevin McDaniel, 1991  
 Ed McDonald, 1969, 1970  
 Danny McElroy, 1982, 1983  
 Ray McFarland, 1980  
 Gordon McFeders, 1984, 1985, 1986, 1987  
 Ray McGallion, 1949, 1950, 1951  
 Don McGee, 1999, 2000, 2001, 2002  
 Randal McGee, 1949, 1950  
 John McGill, 1988, 1989, 1990  
 Bill McGinnis, 1960  
 Charlie McGinty, 1951, 1952, 1953  
 David McGinty, 1986, 1987, 1988

Efrem McGowan, 1981, 1982, 1983  
 Broderick McGrew, 1996, 1997, 1998, 1999  
 James McIngvale, 1972, 1973  
 Leland McIntyre, 1939, 1940  
 Chris McIver, 1999, 2000, 2001, 2002  
 Dan McIver, 2000  
 Dwyer McKeith, 1997  
 Vertis McKinney, 1994, 1995  
 LaDarrin McLane, 1997, 1998, 1999, 2000  
 Shane McLaughlin, 1991, 1993, 1994, 1995  
 Mitch McManus, 1981, 1982, 1983  
 Russell McMillan, 1990, 1991, 1992  
 Arthur McNac, 2003, 2004  
 Mark McNeely, 1978  
 Jim McNeill, 1927  
 Ned McNeill, 1945, 1946, 1947, 1948  
 Bill McWatters, 1962  
 Lloyd McWhirter, 1941  
 Daniel Meager, 2005, 2006, 2007, 2008  
 Matt Menard, 2007, 2008  
 Derek Mendoza, 2004, 2005, 2006, 2007  
 Tony Merriwether, 1980, 1981, 1982, 1983  
 Leonard Mershon, 1937, 1938  
 Tom Middaugh, 1984, 1985, 1986, 1987  
 Albert Mikeska, 1941, 1941  
 Ben Miller, 2000, 2001, 2002  
 Carl Miller, 1922, 1923, 1924, 1925  
 Chris Miller, 2002, 2003, 2004, 2005  
 Don Miller, 1976  
 Jackie Miller, 1971  
 Joseph Miller, 2005, 2006, 2007, 2008  
 Kevin Miller, 1985, 1986, 1987, 1988  
 Ron Miller, 1976  
 Chuck Mills, 1968, 1969  
 Jason Mills, 1994, 1995  
 Andy Milum-Lott, 1998  
 Mike Minter, 1984, 1985  
 James Mitchell, 2003, 2004, 2005, 2006  
 Julius Mitchell, 1976, 1977, 1978, 1979  
 Mark Mitchell, 1994  
 Joe Milton, 1969, 1970  
 Joey Missildine, 1991, 1992  
 Shields Mitchell, 1949  
 Walter Mitchell, 1937, 1938  
 James Moffitt, 1969  
 Mark Molamphy, 2001  
 Art Molina, 1981-82  
 Chris Moncrief, 1972  
 Brandon Monroe, 2004, 2005, 2006, 2007  
 Charles Monroe, 1987, 1988, 1989, 1990  
 Cam Montgomery, 2008, 2009  
 Carl Montgomery, 1941  
 Corbin Montgomery, 1997, 1998  
 Wes Montgomery, 1987, 1988  
 Health Moody, 1997, 1998, 1999, 2000  
 Monty Moon, 1984, 1985, 1986, 1988  
 Barry Moore, 1968, 1969  
 Ben Moore, 1952, 1953  
 Curtis Moore, 1965, 1967  
 Elbert Moore, 1927, 1928  
 James Moore, 1962, 1963, 1964  
 John C. Moore, 1918  
 J.D. Moore, 1931, 1932  
 Kevin Moore, 2003, 2004  
 Red Moore, 1917  
 Rodney Moore, 1981, 1982, 1983  
 U.G. Moore, 1928  
 Thomas Moreland, 2007  
 David Morgan, 1997, 1998, 1999  
 Velton Morgan, 1989, 1990  
 David Morris, 1977, 1978, 1979, 1980  
 Peter Morris, 1973, 1975, 1976  
 Marty Morrison, 1976, 1977, 1978, 1979  
 Andre Mosely, 1980, 1981, 1982, 1983  
 Wendall Mosely, 1990, 1991  
 Dale Moses, 1979, 1980, 1981, 1982  
 Micah Mosley, 2007, 2008, 2009, 2010  
 Bill Moss, 1959  
 Howard Moss, 1973, 1974, 1975  
 Wayne Mueller, 1961, 1962, 1963  
 Jeff Muenchow, 1999, 2000, 2001, 2002



# HISTORY

↳ letterwinners

Garvin Mugg, 1942  
 Troy Mullins, 1932, 1933  
 Durwood Mumford, 1941, 1947  
 Scott Murphy, 1995, 1996  
 Charles Murray, 1977, 1978  
 Tom Murskie, 1964, 1965  
 Milton Musick, 1942  
 Zachary Muzzy, 2004, 2005, 2006  
 Roy Myers, 1968, 1969  
 Terence Myracle, 1926  
 Williams Myers, 1918, 1919, 1920, 1925

## ↳ N

Boyce Nall, 1938, 1939, 1940  
 Paul Nance, 1979, 1980, 1981, 1982  
 Chris Neal, 2007, 2008, 2009  
 David Neale, 1964, 1965  
 Butch Neasley, 1967, 1969  
 Brian Nelson, 2007  
 Gordon Nelson, 1963  
 John Ed Nelson, 1964  
 Kendall Nelson, 1984, 1985, 1986, 1987  
 Tommy Nelson, 1971  
 Chris Nevins, 2003, 2004  
 Roy Newman, 1951, 1953  
 Jonathan Newton, 1978, 1979  
 James Nichols, 1932, 1933, 1934  
 Winton Noah, 1924, 1925, 1926  
 Damion Nobles, 2003, 2004  
 H.C. Nolte, 1942  
 Levene Norman, 1972, 1973  
 Ed Norris, 1940  
 Latif Nurudeen, 2007, 2008  
 Richard Nutt, 1947, 1948  
 Joel Nwigwe, 2002, 2003, 2005, 2006  
 Tobe Nwigwe, 2006, 2008, 2009  
 Larry Nyquist, 1956

## ↳ O

K.C. Obi, 2009, 2010  
 Jimmy Odoms, 1975, 1976, 1977, 1978  
 Walter O'Farrell, 1949, 1950  
 Bill Oglesby, 1942, 1945, 1946, 1947  
 E.O. Oglesby, 1914, 1915  
 Ford Oglesby, 1913, 1914, 1915  
 Jamize Olawale, 2010  
 Zach Olen, 2010  
 Mike Oliphant, 1976, 1977, 1978, 1979  
 Joe Oliver, 1958, 1959, 1960  
 Ivan Oliver, 1922, 1923, 1924  
 Ken O'Neill, 1971, 1972  
 Sutton Orenbaum, 1940, 1941  
 Zach Orr, 2010  
 Chris Osborne, 1979  
 Michael Outlaw, 2009  
 Bobby Owen, 1972, 1973, 1974, 1975  
 Ed Owens, 1984, 1985, 1986, 1987  
 Sam Owusu-Hemeng, 2007, 2008, 2009

## ↳ P

Sam Pack, 1972  
 Alex Pahulu, 2000, 2001  
 Jerry Pair, 1959  
 Ron Paris, 1998, 1999, 2000, 2001  
 Sam Parker, 2000, 2001  
 Walt Parker, 1938, 1939  
 W.E. Parker, 1938  
 Willie Parker, 1969, 1970  
 Montrell Parks, 2001, 2002  
 Terry Parks, 1959, 1960  
 Zane Paschall, 1985, 1986, 1987, 1988  
 Ephraim Patterson, 2005  
 Vince Patterson, 1996, 1997, 1998, 1999  
 Bryan Paxton, 1989, 1990  
 Crillon Payne, 1938, 1939  
 Robert Peachey, 2006  
 Jeremy Pearl, 2001, 2002, 2003  
 Charles Peck, 1967

Erric Pegram, 1988, 1989, 1990  
 Homer Pegram, 1933, 1934, 1935  
 John Pegues, 1974  
 Shelton Pendarves, 1971, 1972, 1973  
 Robert Penn, 1988  
 A. J. Penson, 2007, 2008, 2009, 2010  
 Robert Pentecost, 1936  
 Arthur Perkins, 1959, 1960, 1961  
 James Perry, 1978, 1979, 1980  
 Corry Pertile, 1997, 1998, 1999, 2000  
 Fred Pertile, 1997, 1998, 1999, 2000  
 Steve Petcavage, 1976  
 Andre Phillips, 1996, 1997, 1998  
 Cecil Phillips, 1939  
 James Phillips, 1936  
 Jeremy Phillips, 2009, 2010  
 Kevin Phillips, 1986, 1987  
 Kim Phillips, 1986, 1987, 1988  
 Matt Phillips, 2005, 2006, 2007, 2008  
 Rudolph Phillips, 1977, 1978, 1979, 1980  
 Jerry Pickens, 1983  
 Paul Pierson, 1931, 1932, 1933  
 Mike Pirkle, 1960, 1961, 1962  
 Steve Piskor, 1990, 1991  
 Chase Pistole, 2005  
 Rex Pitts, 1965  
 Sam Pogue, 1949, 1950, 1951  
 T.A. Pollan, 1920, 1921, 1925  
 Matt Ponce, 2009  
 Gene Pool, 1985, 1986, 1987, 1988  
 Lawrence Pool, 1929, 1930  
 Ted Pospisil, 1967, 1968  
 James Potts, 1913, 1914  
 Tommie Powell, 1971  
 Frank Powers, 1940, 1941  
 J.W. Powlledge, 1914  
 Bobby Price, 1961, 1962  
 Greg Price, 1993, 1994  
 Tom Price, 1964, 1965, 1966  
 Larry Priestley, 1965  
 Walter Priestley, 2001, 2002, 2003, 2004  
 Daniel Prior, 2009, 2010  
 Perry Pruett, 1968, 1969, 1970  
 Michael Pruitt, 2003, 2004  
 Sky Pruitt, 2004, 2005, 2006  
 Joe Mack Pryor, 1957, 1958  
 Jim Puryear, 1952, 1953  
 John Pyszynski, 1970, 1971

## ↳ Q

Charles Qualls, 1949, 1950, 1951  
 Mark Quinlan, 1968, 1969  
 Johnny Quinn, 2003, 2004, 2005, 2006

## ↳ R

Howard Ramey, 1957  
 Kelly Ramsey, 1995  
 Steve Ramsey, 1967, 1968, 1969  
 J.R. Randle, 1999, 2000, 2001, 2002  
 Willie Ransom, 2005  
 David Ray, 1975, 1976, 1977  
 Glen Ray, 1975, 1976  
 Justin Ray, 1993, 1994, 1995, 1996  
 Bob Reams, 1947, 1948  
 Jay Record, 1980, 1981  
 Troy Redwine, 1993, 1994, 1995  
 Beasley Reece, 1973, 1974, 1975  
 Charles Reece, 1990, 1991  
 Dan Reeder, 1981, 1982, 1983  
 DeWayne Reeder, 1984, 1985  
 Gene Reese, 1967  
 Tony Reese, 1965, 1968  
 Barrett Reeves, 1942  
 Otis Reeves, 1935, 1937  
 Brett Renfro, 1993, 1994, 1995, 1996  
 Dean Renfro, 1951, 1952, 1953  
 John Renfro, 1954, 1955  
 Ray Renfro, 1949, 1950  
 Zene Renfro, 1979, 1980, 1981, 1982  
 Rex Repass, 1934, 1935, 1937

Tye Rexrode, 2006  
 Mac Reynolds, 1954, 1955, 1956  
 Ralph Reynolds, 1951, 1952  
 Mike Rhone, 1984, 1985, 1986, 1987  
 Clay Rice, 1928  
 Don Rice, 1971  
 Ronny Rice, 1957, 1958, 1959  
 Jeff Richards, 1930  
 Bobby Richardson, 1960  
 Marvin Richardson, 1982, 1983  
 Paul Richardson, 1942  
 Charles Ricks, 1937, 1938  
 Chris Ridgeway, 2000  
 Louis Rienzi, 1945, 1946, 1947, 1948  
 James Riggs, 1939, 1940  
 Frank Riley, 1922, 1923, 1926  
 Ron Riley, 1996, 1997  
 Todd Rimbey, 1995, 1996  
 Johnnie Riola, 1938, 1939, 1940  
 Dallas Rish, 1930, 1932, 1933  
 Thomas Ritchey, 1966  
 John Roady, 1922, 1923  
 Ralph Roberson, 1985, 1986, 1987, 1988  
 Ray Roberson, 1949, 1950  
 Sam Roberson, 2008, 2009  
 Craig Robertson, 2007, 2008, 2009, 2010  
 Ed Robertson, 1946  
 Evan Robertson, 2006  
 Donald Robinson, 1935  
 Foster Robinson, 1913  
 Jerry Robinson, 1972  
 Nathan Roberts, 2000  
 Jeff Rodgers, 1997, 1998, 1999, 2000  
 A.B. Rogers, 1933  
 Bill Rogers, 1949, 1950, 1951  
 James Roller, 1977  
 Scott Rollins, 1997, 1998, 1999  
 Eryn Roman, 2007  
 Ronnie Romike, 1963, 1964, 1965  
 Chad Rose, 2005, 2006, 2008  
 Morris Rose, 1958, 1959  
 Steve Rose, 1965, 1968  
 Draylen Ross, 2006, 2008, 2009, 2010  
 Richard Ross, 1978  
 Forrest Rucker, 2009  
 Nick Ruggerie, 1940  
 Ramon Ruiz, 1956  
 Tommy Runnels, 1952, 1953, 1954  
 James Russell, 1965, 1966, 1967  
 Jerry Russell, 1956, 1957  
 Kyle Russo, 2008  
 Earl Rutledge, 1913, 1914  
 Bill Ryan, 1961, 1962, 1963  
 John Ryan, 2000, 2001, 2002

## ↳ S

Jay Saad, 1982, 1983  
 Steve Sakis, 1972  
 Gregg Sanders, 1987, 1988  
 Robert Sanders, 1964, 1965  
 Esteban Santiago, 2007, 2008, 2009, 2010  
 Kendrick Sapp, 1996, 1997, 1998, 1999  
 Hurlis Scales, 1971, 1972  
 Johnny Schindler, 1984, 1985  
 Herbert Schulze, 1960, 1961, 1962  
 Paul Schulze, 1980, 1981, 1982  
 Casey Schutz, 2010  
 Clare Seay, 1931, 1932  
 Gayle Sebastian, 1933  
 Bryant Seidle, 2006, 2008, 2009  
 J.R. Selexman, 1990  
 W.B. Self, 1942  
 Ken Selph, 1961, 1962, 1963  
 Fritz Shankles, 1915  
 Ronnie Shanklin, 1967, 1968, 1969  
 Joe Sharp, 1942  
 Dennis Shaw, 1954, 1955  
 Jerrell Shaw, 1957, 1958  
 Bruce Shaw, 1942  
 Rick Shaw, 1971, 1972, 1973  
 Floyd Shawver, 1929, 1931  
 Bill Sheffield, 1938, 1939, 1940  
 Charles Shepard, 1951, 1952, 1953, 1954  
 John Shepherd, 1974  
 DeWayne Sheppard, 1987, 1988  
 Robert Sheppard, 1934, 1935, 1936  
 Jim Sherburn, 1956, 1957, 1958  
 Strickland Shoefner, 1941  
 Harold Shoemaker, 1936, 1942  
 Johnny Shoemaker, 1936, 1938  
 Michael Shook, 1967, 1968  
 John Shorter, 2008, 2009, 2010  
 Phil Shotland, 1971, 1972, 1973  
 Paul Shotwell, 1975, 1976, 1977  
 Dan Shurley, 1992, 1993  
 Fred Sigler, 1928, 1929  
 Luis Silva, 1991, 1992, 1993, 1994  
 Bruce Simmons, 1957, 1958  
 James Simmons, 1922, 1923, 1924  
 Charles Simpson, 1981, 1982, 1983  
 Ilias Simpson, 2003, 2004  
 Richard Sims, 1984, 1985  
 Walter Sims, 1976, 1977, 1978  
 Mike Sizelove, 1981, 1983  
 Ted Sizemore, 1920  
 George Skipper, 1954  
 Fred Slack, 1921, 1922, 1923, 1924  
 Phillip Slater, 1956, 1957  
 Rudolph Smart, 1927, 1928  
 Ted Smart, 1926  
 Andrew Smith, 2002, 2003  
 Basil Smith, 1942  
 Bert Smith, 1917  
 Brad Smith, 1993, 1994  
 Brian Smith, 1994, 1995  
 Bobby Smith, 1961, 1962, 1963  
 Charlie Smith, 1978, 1979, 1980, 1981  
 Dan Smith, 1959, 1961  
 Don Smith, 1954, 1955, 1956  
 Ellery Smith, 1990  
 Garry Smith, 1974, 1975  
 Gary Smith, 1975, 1976, 1977  
 Ira Smith, 2009, 2010  
 Isiah Smith, 2007, 2008  
 James Smith, 1970, 1971  
 James F. Smith, 1945, 1946, 1947, 1948  
 J.T. Smith, 1974, 1975, 1976, 1977  
 Ken Smith, 1975, 1976, 1977  
 Larry Smith, 1974, 1975  
 Lou Smith, 1986, 1987, 1988  
 Mark Smith, 1980  
 Raymond Smith, 1929, 1930, 1931  
 Royce Smith, 1973, 1976  
 Todd Smith, 1983, 1984, 1985  
 Tommy Smith, 1954, 1955  
 Whit Smith, 1979, 1980  
 John Snead, 1954, 1955  
 C.B. Snyder, 1920  
 Weston Squire, 2009, 2010  
 Cecil Sountagg, 1931, 1932  
 Mike South, 1990, 1991  
 Bill Spencer, 1966  
 Cody Spencer, 2001, 2002, 2003  
 Richard Spencer, 1966  
 Thomas Spencer, 2000  
 Truman Spencer, 2005, 2006, 2007, 2008  
 Brad Spinks, 1993, 1994, 1995, 1996  
 Charles Sportsman, 1924, 1925  
 Carl Sprock, 1983, 1984, 1985  
 Spencer Stack, 1999, 2000, 2001  
 Tom Standifer, 1914  
 Sammy Stanger, 1957, 1958, 1959  
 Bobby Stansel, 1954  
 C.H. Starnes, 1913, 1914  
 John Starnes, 1981, 1982, 1983  
 Steve Stephenson, 1917  
 Ron Sterling, 1998, 1999  
 Joe Stevenson, 1978, 1979, 1980  
 Montey Stevenson, 2004, 2005, 2006, 2007  
 Doug Stewart, 1954  
 Jonathan Stewart, 2007, 2008



Matt Stewart, 1980, 1981, 1982  
Lawrence Stickland, 1951, 1952  
Brock Stickler, 2005, 2006, 2007, 2008  
Billy Still, 1995, 1997  
Gaines Stovall, 1963, 1964  
Johnnie Stovall, 1934, 1935  
P.B. Stovall, 1935, 1936  
Bob Stout, 1972, 1973  
Tyler Stradford, 2010  
Jim Stuart, 1949, 1950  
Arthur Stubblefield, 2007  
Mike Sturm, 1969  
Jerry Suhler, 1965, 1966, 1967  
Steve Sullivan, 1969, 1970, 1971  
Larry Sullivant, 1960, 1961, 1962  
Lloyd Sutton, 1970  
Willard Sutton, 1933, 1934, 1935  
Lawrence Svehlak, 1961, 1962  
Wendell Swann, 1949, 1950  
Sammy Swierc, 1974, 1975, 1976  
Jim Swords, 1968, 1969  
Marquis Sykes, 2007, 2008

## ↳ T

Jimmie Tallant, 1935, 1936  
Elmer Tampke, 1924, 1926, 1927, 1928  
R.A. Tampke, 1921  
Jarrell Tarpley, 1984, 1985, 1987, 1988  
Ed Tasby, 1970, 1971  
Archie Tatum, 1980  
Kiev Tatum, 1987, 1988  
Tony Taveras, 2007  
Leo Taylor, 1968, 1969  
Weldon Taylor, 1933, 1934, 1935  
Willie Taylor, 2009, 2010  
Harold Teal, 1954, 1955  
Kerry Tecklenburg, 1980, 1981, 1982, 1983  
Darrell Terrell, 1978, 1979, 1980  
George Terrell, 1951  
Scott Terry, 1991  
Weston Thaggard, 2002, 2003, 2004  
Theon Thetford, 1957, 1958  
Isaac Thomas, 2005, 2006, 2007, 2008  
Jamario Thomas, 2004, 2005, 2006, 2007  
Larry Thomas, 1962, 1963, 1964  
Mike Thomas, 1999  
Richard Thomas, 1990  
Stan Thomas, 1993, 1994  
Kevin Thomes, 1986, 1987  
Derek Thompson, 2009  
Doyle Thompson, 1930  
Mike Thompson, 1982, 1983  
Wade Thompson, 1925, 1926  
James Thorne, 1971  
Michael Thrash, 2002, 2003  
Matt Tiemann, 1984  
Oran Tipps, 1918  
Andy Todd, 1990, 1991, 1992, 1993  
Matt Tomlinson, 2009, 2010  
Ray Toole, 1956, 1957  
F. H. Toombs, 1915  
Trent Touchstone, 1988, 1989  
Bob Tricks, 1969, 1970  
Everett Truitt, 1980, 1981, 1982  
Glenn Tucker, 1969, 1970  
Robert Tucker, 1966, 1967  
Nathan Tune, 2007, 2008, 2009, 2010  
Charles Turner, 1935, 1936  
R.E. Turner, 1925  
Reginald Turner, 1973  
Matt Turney, 1999, 2000, 2001, 2002  
Jeff Tutson, 1988, 1989, 1990

## ↳ U

Wayne Ulmer, 1962

## ↳ V

Greg Van Ness, 1973  
Don Vardell, 1966, 1967, 1968  
Les Varner, 1973  
Jack Vaughn, 1931, 1932, 1933  
George Veit, 1952, 1953, 1954  
Adam Venegas, 2005, 2006, 2007  
Gene Verkerk, 1951, 1952  
Ray Verkerk, 1951, 1952, 1953  
Danny Vick, 1980, 1981, 1982, 1983  
Harold Vick, 1937  
Brian Vickers, 1991  
Don Vickers, 1962  
Reb Villard, 1917  
Leon Vinyard, 1937, 1938, 1939  
Giovanni Vizza, 2007, 2008

## ↳ W

Robert Waddle, 1994, 1995, 1996, 1997  
James Wade, 1963, 1964, 1965  
Jack Wages, 1954  
A.J. Waight, 1964  
Bruce Walker, 1990, 1991  
De Walker, 1937, 1938, 1939  
Doyle Walker, 1939, 1940  
Joe Walker, 1984, 1985, 1986, 1987  
Marvin Walker, 1979, 1980, 1981, 1982  
Prentiss Walker, 1929, 1930, 1932  
Reece Walker, 1991  
Tony Walker, 1989, 1990  
Wayne Walker, 1990, 1991, 1992, 1993  
Charles Wallace, 1964  
Henry Wallace, 1924  
Robert Wallace, 1964, 1965  
James Walton, 1989, 1990  
David Warehime, 1982, 1983  
Frank Ward, 1989, 1990  
Garland Warren, 1954, 1955, 1956  
Justin Warren, 1999, 2000  
Steve Warren, 2005, 2006, 2008, 2009  
Shawn Wash, 1987, 1988, 1989, 1990  
Burks Washington, 1975, 1976, 1977, 1978  
Fred Washington, 1966, 1967  
Ken Washington, 1974, 1975, 1976, 1977  
Korey Washington, 2006, 2007  
Lorenza Washington, 1992, 1993, 1994, 1995  
Brian Waters, 1995, 1996, 1997, 1998  
Maurice Waters, 1942  
Dan Watson, 1995, 1996  
Terry Watson, 1994, 1995  
Bobby Way, 1957, 1958, 1959  
Fred Way, 1952, 1953  
Aaron Weathers, 2005, 2006, 2007  
Bill Weaver, 1959, 1960, 1961  
John Weber, 2010  
Mendel Weiss, 1994, 1995  
Jeff Webb, 1974, 1975  
Phil Wells, 1966, 1968  
Steve Wells, 1977, 1978, 1979  
Bill Wendler, 1972, 1973, 1974  
Bernard West, 1977, 1978, 1979  
Damon West, 1995  
I.M. West, 1918, 1920, 1921  
Phil West, 1986, 1987  
W.B. West, 1921  
Walter West, 1925  
Ray Whisenhunt, 1916, 1922, 1923  
Danny Whitaker, 1976, 1977, 1978, 1979  
Charles White, 1990, 1991, 1992  
Dee White, 1992, 1993, 1994  
Donald White, 1993, 1994, 1995  
Kyle White, 2009  
Lance White, 1984, 1985, 1986  
Robert Whitehead, 1998, 1999, 2000  
A.D. Whitfield, 1962, 1963, 1964  
Felton Whitlow, 1945, 1946, 1947  
Lewis Whitson, 1958, 1959, 1960  
Ralph Widacki, 1962, 1963  
Derrick Wiggins, 1987, 1988  
JaQuay Wilburn, 1997, 1998, 1999, 2000  
Terrence Wilburn, 1995

J.A. Wilkerson, 1917, 1921  
Keith Wilkerson, 1989, 1990, 1991, 1992  
Michael Wilkerson, 1973, 1974, 1975, 1976  
Walter Wilkerson, 1918  
Wayne Wilkins, 1968  
Collin Williams, 1974, 1975  
Craig Williams, 1986, 1987, 1988  
Darrien Williams, 2008, 2009  
Darrell Williams, 1996, 1997, 1998, 1999  
Freck Williams, 1920  
John Williams, 1947, 1948  
Mit Williams, 1913  
Pete Williams, 1968  
Steve Williams, 1985  
Victor Williams, 1966, 1967  
Welby Williams, 1939, 1940  
Ray Williamson, 1960, 1961  
Homer Willis, 1922, 1923  
Eugene Wilson, 1931, 1932, 1933  
Jamal Wilson, 2010  
James Wilson, 1980, 1981, 1982, 1983  
Jimmy Wilson, 1954, 1955  
Kelon Wilson, 1994, 1995, 1996  
Neal Wilson, 1964  
Noel Wilson, 1928, 1930, 1931  
Woodrow Wilson, 1934, 1935, 1936  
Woody Wilson, 2006  
Ernest Winfrey, 1954  
Brad Winn, 1997, 1998  
Albert Wirz, 1931, 1932, 1933  
Lee Wise, 1952  
John Withers, 1973  
Mark Witte, 1979, 1980, 1981, 1982  
Paul Wleczyk, 1980, 1981, 1982  
Jimmy Wolff, 1965  
Greg Womble, 1979, 1980  
Royce Womble, 1949, 1950  
David Wood, 1978, 1979, 1980  
Eugene Wood, 1940, 1941  
Glen Wood, 1949, 1950  
Aaron Woodard, 1996, 1997  
Steve Woodard, 1987, 1988  
Billy Woods, 1966  
Elmer Woods, 1924  
Fred Woods, 1969, 1970, 1971  
Sears Woods, 1975  
Detrion Woodson, 1996, 1997, 1998, 1999  
Dave Woodward, 1962, 1963  
B. Wynn Wooley, 1913  
Brad Woosley, 2000, 2001  
Mayfield Workman, 1938  
Avery Wright, 1993, 1994, 1995, 1996  
Donovan Wright, 2000, 2001, 2002  
James Wright, 1961, 1962  
J. N. Wright, 1954, 1955, 1956  
Ted Wright, 1931, 1932  
Weldon Wright, 1954, 1955  
Will Wright, 2010  
Bob Wyatt, 1969, 1970, 1971  
Koryee Wyatt, 2002, 2003

## ↳ Y

David Yaeger, 1971, 1972  
Jim Yarber, 1974, 1975  
Terrell Yarborough, 1932, 1933, 1934  
Carlos Yearwood, 1997, 1998  
Todd Yocum, 1982, 1983  
Shane York, 1997, 1998  
Bill Young, 1972, 1973, 1974  
Charles Young, 1978, 1979, 1980, 1981  
Jay Young, 1997, 1998  
Jerry Young, 1954, 1955, 1956

## ↳ Z

James Zaleski, 1959, 1960  
Nicolas Zuniga, 2000, 2001, 2002, 2003





# HISTORY

↳ mean green in the nfl

## ↳ Pro Draftees

The initial draft was held February 8, 1936. Below are North Texas' draftees since the first draft. Free agents are also included.

Year	Name, Pos., NFL Team	Rd.	Pick	Year	Name, Pos., NFL Team	Rd.	Pick
2009	Truman Spencer, P, Chargers	free agent		1970	Cedric Hardman, DE, SF 49'ers	1st	9th
2008	Brandon Jackson, WR, Chargers	free agent			Ron Shanklin, WR, Steelers	2nd	2nd
2007	Johnny Quinn, WR, Bills	free agent			Steve Ramsey, QB, Saints	5th	22nd
2006	Patrick Cobbs, RB, Patriots	free agent			Glen Holloway, G, Bears	10th	1st
2005	Adrian Awasom, DE, Giants	free agent			Robert Helterbran, G, Bears	16th	1st
2004	Cody Spencer, LB, Raiders	6th	17th	1969	Joe Greene, DT, Steelers	1st	4th
	Brandon Kennedy, OT, Broncos	free agent			Charles Beatty, DB, Steelers	7th	4th
2002	Don McGee, DB, Cowboys	free agent			Michael Shook, DB, Redskins	13th	5th
2001	Brad Kassell, LB, Titans	free agent			Billy Wood, DB, Broncos	16th	10th
2000	Phillip Armour, OC, Colts	free agent		1968	Lindon Endsley, C, Chiefs	8th	21st
	John Baker, P, Rams	free agent			Ed Brantley, T, Bengals	8th	27th
1998	Brian Waters, TE/DL, Cowboys	free agent			Henry Holland, C, Falcons	9th	2nd
1996	Toby Gowin, P, Cowboys	free agent			James Russell, E, Bengals	10th	27th
1995	Anthony Bridges, DB, Cardinals	6th	34th	1967	Vidal Carlin, QB, Cardinals	3rd	16th
1992	Tomur Barnes, CB, Oilers	free agent			John Love, WR, Redskins	7th	13th
1991	Erric Pegram, RB, Falcons	6th	6th	1966	Martin Kahn, T, Falcons	5th	16th
	Scott Bowles, RT, 49'ers	6th	26th		Bob Sanders, C, Falcons	9th	1st
	Scott Davis, QB, Steelers	free agent		1965	Jim Moore, LB, Lions	12th	11th
1990	Roderick Manning, Bears	free agent			Carl Lockhart, DB, Giants	13th	1st
1989	Kim Phillips, DB, Saints	3rd	23rd		A.D. Whitfield, FB, Cowboys	free agent	
1983	Mark Witte, TE, Buccaneers	11th	18th	1964	Bobby Smith, HB, Steelers	7th	10th
1982	Louis Haynes, LB, Chiefs	4th	17th		Bill McWatters, RB, Vikings	8th	5th
	Tony Elliott, DE, Saints	5th	3rd		Dwain Bean, B, Packers	12th	13th
1981	Ron Battle, TE, Rams	7th	9th		Crest Whitaker, WR, Saints	free agent	
1980	Greg Davidson, C, Oilers	free agent		1963	Bob Price, G, 49'ers	19th	8th
1979	Reginald Lewis, DE., Buccaneers	3rd	22nd	1962	Art Perkins, RB, Rams	4th	2nd
1978	J.T. Smith, WR, Chiefs/Cardinals	free agent			Richard Farris, G, Rams	8th	2nd
1976	Beasley Reece, DB, Cowboys	9th	27th	1960	Abner Haynes, RB, Steelers	5th	7th
	Mel Davis, DE, Steelers	15th	28th		Sammy Stanger, C, Rams	14th	2nd
1975	Stan Blackmon, TE, Packers	14th	10th	1959	Ed Gray, T, Bears	11th	9th
1973	Hurles Scales, DB, Bengals	14th	17th		Bill Carrico, G, Steelers	16th	7th
1972	Steve Sullivan, T, Jets	13th	12th	1958	Ray Toole, B, Cardinals	21st	1st
1971	Leonard Dunlap, DB, Colts	1st	26th		Bill Groce, B, Steelers	25th	6th
	Willie Parker, C, SF 49'ers	3rd	23rd		Garland Warren, C, 49'ers	28th	10th
	Wilmur Levels, DB, Browns	9th	14th	1956	Dennis Shaw, E, Colts	11th	6th
	Tom Gipson, DT, Raiders	14th	19th		Tom Runnels, B, Rams	14th	11th
	Glenn Tucker, LB, Redskins	16th	10th	1955	Dean Renfro, B, Browns	2nd	12th
	Perry Pruett, DB, Patriots	free agent			Gene Verkerk, T, Bears	8th	10th
					Charlie McGinty, E, Cardinals	9th	1st
					Charles Shephard, B, Colts	18th	3rd
				1954	Ken Hall, E, Packers	11th	2nd
					John Cavaglieri, T, Redskins	21st	7th
					Ralph Reynolds, B, 49'ers	22nd	10th
					Glenn Holtzman, T, Rams	26th	9th
				1953	Larry Strickland, C, Bears	13th	5th
					Ken Bahnsen, FB, 49'ers	21st	7th
					Ray Verkirk, T, Browns	28th	10th
				1952	Ray Renfro, B, Browns	4th	11th
					Bill Bishop, OT, Bears	8th	5th
					Jim Brewer, G, Eagles	16th	4th



Year	Name, Pos., NFL Team	Rd.	Pick
	Lloyd Lowe, HB, Bears	free agent	
	Royce Womble, FL, Colts	free agent	
1951	Cecil Martin, B, Redskins	23rd	1st
	Quincy Armstrong, C, Giants	26th	11th
1950	Jim Eagle, C, Eagles	25th	13th
1949	R.R. Walston, G, Steelers	13th	4th
	Richard Nutt, B, Giants	18th	4th
	A.D. Cate, G, Giants	21st	5th
	Joe Abbey, DE, Bears	free agent	
1948	Jim Cooper, C, Steelers	8th	9th
	Felton Whitlow, T, Steelers	27th	8th
1943	Garvin Mugg, OT, Lions	free agent	
1933	Ted Wright, HB, Redskins		

## ↳ All-Pro Selections

### “Mean” Joe Greene

Greene played for the Pittsburgh Steelers from 1969-81. He was a Pro Bowl selection 10 times and was the NFL Rookie of the Year in 1969. He recorded 66 quarterback sacks in his career and is regarded as one of the greatest defensive tackles in the history of the NFL. The anchor of the famed “Steel Curtain” defense that led the Pittsburgh Steelers to four Super Bowl titles, he was inducted into the NFL Hall of Fame in 1987. Greene was inducted into the National Football Foundation College Football Hall of Fame in 1983. He was the fourth player selected in the 1969 NFL Draft after earning All-America honors at North Texas in 1968.

### Abner Haynes

Haynes made his mark at North Texas as one of the first African-Americans to play college football in the southwest in 1957. He was an All-America pick in 1959 and signed with the Dallas Texans of the AFL after leading North Texas to the Sun Bowl. He was named AFL Player of the Year in 1960 and helped the Texans to the 1962 AFL Title. Haynes rushed for over 4,500 yards during his pro career and was an AFL All-Star from 1960-63. He had his number retired by the Kansas City Chiefs in 1988 and received the NCAA Silver Anniversary Award in 1985. In 2008, he was inducted into the Texas Sports Hall of Fame.

### Brian Waters

Waters has been one of the top offensive linemen in the NFL for several years, making four trips to the Pro Bowl and being named All-Pro twice. He was the recipient of the prestigious Walter Payton NFL Man of Year Award in 2009, being recognized for his charitable contributions in addition to his performance on the field. Waters was an undrafted free agent in 1999 before signing with and spending his entire career with the Kansas City Chiefs where he has been since 2000.

### Ray Renfro

Renfro spent 12 years in the National Football League, all with the Cleveland Browns from 1952-1963. Renfro was a three-time selection to the Pro Bowl in 1953, 57 and 1960. He was drafted 48th overall in the 1952 NFL draft after a successful career at North Texas where he was named first team All-America running back by the Associated Press in 1951.

### J.T. Smith

Smith earned his reputation in the NFL as one of the premiere punt returners of his time. Smith was selected to two Pro Bowl games and was once named first team All-Pro for his returning prowess, which he led the league with in both 1979 and 1980. He also led the NFL in receptions in 1987 as a member of the St. Louis Rams. Smith played 13 years with three different teams, including seven years with the Kansas City Chiefs, where he finished as the team’s all-time leader in punt returns.

### Cedric Hardman

Hardman played 12 years in the NFL, 10 with the San Francisco 49ers and two with the Oakland Raiders. Hardman was a first round draft pick (ninth overall) of the 49ers in 1970 and was a two-time Pro Bowl selection in 1971 and 1975. He is still the all-time sacks leader for the 49ers and was a member of the Raiders 1981 Super Bowl Championship team.

## ↳ All-Americans

2010	Lance Dunbar	Running Back (Honorable Mention, Sports Illustrated)
2009	Lance Dunbar	Running Back (Honorable Mention, Sports Illustrated)
2007	Casey Fitzgerald	Wide Receiver (Honorable Mention, Sports Illustrated)
2004	Jamario Thomas	Running Back (First team, CBS Sportsline; Third team, AP)
2003	Patrick Cobbs	Running Back (Honorable Mention, Sports Illustrated)
1997	John Baker	Punter (Third team, AP)
1996	Toby Gowin	Punter (Third team, AP)
1990	Scott Bowles	Offensive Line (First team, Div. I-AA)
1990	Mike Davis	Defensive Line (First team, Kodak)
1990	Byron Gross	Linebacker (First team, Div. I-AA)
1990	Bart Helsley	Punter (First team, Div. I-AA)
1988	Rex Johnson	Defensive Line (First team, Kodak)
1983	Rayford Cooks	Defensive Line (First team, Kodak)
1983	Ronnie Hickman	Defensive Line (First team, Kodak)
1982	Marvin Walker	Receiver (Second Team, AP)
1969	Cedric Hardman	Defensive Line (HM All-America)
1968	Joe Greene	Defensive Tackle (Consensus first team)
1966	John Love	Receiver (HM All-America)
1959	Abner Haynes	Halfback (Time Magazine)
1959	Bill Carrico	Guard (Williamson All-America)
1955	Don Baker	Quarterback (Third team, Little All-America)
1953	Ralph Reynolds	Halfback (HM All-America)
1952	Kenneth Bahnsen	Fullback (Honorable Mention AP)
1951	Kenneth Bahnsen	Fullback (Honorable Mention AP)
1951	Quincy Armstrong	Center (First team, Williamson)
1951	Ray Renfro	Halfback (First Team AP)
1950	Jim Eagle	Guard (HM Little All-America)
1948	Richard Nutt	Halfback (Williamson)
1947	Felton Whitlow	Tackle (AP)
1946	Jim Cooper	Center (HM Little All-America)
1946	Billy Dinkle	Halfback (HM Little All-America)
1939	Johnie Riola	Quarterback (HM Little All-America)
1932	Ted Wright	Quarterback (Grantland Rice)



# HISTORY

↳ all-conference selections

## ↳ Sun Belt Conference

- 2010** Lance Dunbar, RB (1st team)  
Victor Gill, OL (1st team)  
Craig Robertson, LB (1st team)  
Esteban Santiago, OL (1st team)
- 2009** Lance Dunbar, RB (1st team)  
Jamaal Jackson, WR (2nd team)  
Esteban Santiago, OL (2nd team)  
Kelvin Drake, OL (2nd team)  
Craig Robertson, LB (2nd team)
- 2008** Casey Fitzgerald, WR (1st team)  
Truman Spencer, P (1st team)  
Tobe Nwigwe, LB (2nd team)
- 2007** Casey Fitzgerald, WR (1st team)  
Jeremiah Chapman, DL (1st team)  
Kelvin Drake, C (2nd team)
- 2006** Johnny Quinn, WR (1st team)  
Jeremiah Chapman, DL (2nd team)  
Truman Spencer, P (2nd team)
- 2005** Patrick Cobbs, RB (1st team)  
Dylan Lineberry, OL (1st team)  
Johnny Quinn, WR (2nd team)  
Jeremiah Chapman, DL (2nd team)  
Phillip Graves, LB (2nd team)  
Aaron Weathers, DB (2nd team)
- 2004** Andy Brewster, C (1st team)  
Andy Blount, TE (1st team)  
Jamario Thomas, RB (1st team)  
Adrian Awasom, DL (1st team)  
Jonas Buckles, DB (1st team)  
Nick Bazaldua, PK (1st team)  
Johnny Quinn, WR (2nd team)  
Dylan Lineberry, OG (2nd team)  
Evan Cardwell, DL (2nd team)  
Michael Pruitt, DL (2nd team)  
Markeith Knowlton, DB (2nd team)  
Lonnie Chambers, OG (2nd team)  
Scott Hall, QB (2nd team)
- 2003** Nick Zuniga, OG (1st team)  
Andy Brewster, C (1st team)  
Scott Hall, QB (1st team)  
Patrick Cobbs, RB (1st team)  
Brandon Kennedy, DL (1st team)  
Adrian Awasom, DL (1st team)  
Cody Spencer, LB (1st team)  
Chris Hurd, LB (1st team)  
Craig Jones, DB (1st team)  
Jonas Buckles, DB (1st team)  
Taylor Casey, LB (2nd team)  
Brad Kadlubar, P (2nd team)
- 2002** J.R. Randle, OT (1st team)  
Nick Zuniga, OG (1st team)  
Jeff Muenchow, TE (1st team)  
Kevin Galbreath, RB (1st team)  
Brandon Kennedy, DL (1st team)  
Darrell Daniels, DL (1st team)  
Taylor Casey, LB (1st team)  
Cody Spencer, LB (1st team)  
Craig Jones, DB (1st team)  
Don McGee, DB (1st team)  
Matt Turney, OL (2nd team)  
Adrian Awasom, DL (2nd team)

- Chris McIver, DL (2nd team)  
Jonas Buckles, DB (2nd team)  
Brad Kadlubar, P (2nd team)  
Ja'Mel Branch, ST (2nd team)

- 2001** J. R. Randle, OT (1st team)  
Nick Zuniga, OG (1st team)  
Jeff Muenchow, TE (1st team)  
Kevin Galbreath, RB (1st team)  
Brandon Kennedy, DT (1st team)  
Brad Kassell, LB (1st team)  
Jonas Buckles, FS (1st team)  
Jason Ball, PK, P (1st team)  
George Marshall, WR (2nd team)  
Alex Pahulu, DT (2nd team)  
Ron Paris, DE (2nd team)  
Craig Jones, SS (2nd team)  
Cody Spencer, LB (2nd team)  
Matt Turney, OT (2nd team)

## ↳ Big West Conference

- 2000** Brad Kassell, LB (1st team)  
Lawrence Ellis, DB (1st team)  
Nick Zuniga, OL (2nd team)  
Brandon Kennedy, DL (2nd team)  
Chris McIver, DL (2nd team)  
Corry Pertile LB, (2nd team)  
J.R. Randle OL, (honorable mention)
- 1999** Corbin Montgomery, DL (1st team)  
John Baker, P (1st team)  
Brad Kassell, LB (2nd team)  
Jason Ball, PK, (2nd team)  
Ja'Quay Wilburn, RB, (2nd team)  
Broderick McGrew, WR (2nd team)  
Andy Lott, OL (2nd team)  
Vinnie Patterson OL (honorable mention)  
J.R. Randle, OL (honorable mention)  
Fred Pertile LB (honorable mention)  
Jeff Rogers LB (honorable mention)  
Ramone Archie, DB (honorable mention)
- 1998** Phillip Armour, C (1st team)  
Brian Waters, DT (1st team)  
Phillip Littlejohn, DB (1st team)  
Broderick McGrew, RS (1st team)  
Ramone Archie, DB (2nd team)  
Brad Winn, OL, DB (2nd team)  
Corbin Montgomery DL, (2nd team)  
John Baker, P (2nd team)  
Scott Blank, DL (honorable mention)  
Fred Pertile LB (honorable mention)
- 1997** Phillip Armour, C (1st team)  
Scott Blank, DL (1st team)  
Benny Cherry, LB (1st team)  
John Baker, P (1st team)  
Garrett Courtney, PK (1st team)  
Broderick McGrew, WR (2nd team)  
Hut Allred, RB (honorable mention)
- 1996** Phillip Armour, C (1st team)  
Benny Cherry, LB (1st team)  
Toby Gowin, P (1st team)  
Dhati Lewis, DB (2nd team)  
Scott Murphy, DL (2nd team)  
Brad Spinks, DL (2nd team)  
Brett Renfro, LB (2nd team)  
Avery Wright, DB (2nd team)

## ↳ Southland Conference

- 1994** Mitch Maher, QB (1st team)  
David Brown, WR (1st team)  
Luis Silva, TE (1st team)  
Willis Hudson, DT (1st team)  
Troy Redwine, WR (2nd team)  
Brad Smith (2nd team)  
Stan Thomas (2nd team)  
Dmitri Markham (2nd team)  
Anthony Bridges (2nd team)  
John Luker (2nd team)  
Gerald Farley (2nd team)
- 1993** Mitch Maher, QB (2nd team)  
Terrance Brown, RB (2nd team)  
Troy Redwine, WR (2nd team)  
Luis Silva (2nd team)  
Scott Dukatnik (2nd team)  
Wayne Walker (2nd team)
- 1992** Richard DeFelice (2nd team)  
Terrance Brown, RB (2nd team)  
Mitch Maher, QB (2nd team)  
Tomur Barnes (2nd team)  
Russell McMillan (2nd team)
- 1991** Brad Koch (2nd team)
- 1990** Scott Davis, QB (1st team)  
Byron Gross, LB (2nd team)  
Erric Pegram, RB (2nd team)  
Paul Gallamore (2nd team)  
Bryan Paxton (2nd team)  
Clay Bode (2nd team)  
Mike Davis (2nd team)
- 1989** Keith Chapman, PK (1st team)  
Roderick Manning, DE (1st team)  
Byron Gross, LB (1st team)  
Erric Pegram, RB (1st team)  
Tony Cook, RB (1st team)
- 1988** Scott Davis, QB (1st team)  
Marcus Camper, WR (1st team)  
Scott Bowles, OT (1st team)  
Zane Paschall, OT (1st team)  
Keith Chapman, PK (1st team)  
Rex Johnson, DT (1st team)  
Kim Phillips, CB (1st team)  
Bron Beal, P (1st team)  
Roderick Manning (2nd team)  
Byron Gross, LB (2nd team)
- 1987** Bron Beal, P (1st team)  
Darrin Collins, FB (1st team)  
Scott Bowles, OT (1st team)  
Dwight Poole, OG (1st team)  
Kendal Nelson, OC (1st team)  
Gordon McFeders, DT (1st team)  
Tom Middaugh, DT (1st team)  
Marcus Camper, WR (2nd team)  
Zane Paschall (2nd team)  
Keith Chapman, K (2nd team)  
Joe Walker (2nd team)  
Byron Gross, LB (2nd team)  
Kenneth Biggers (2nd team)
- 1986** Mike Rhone, S (1st team)  
Ed Fleming, LB (1st team)  
Lance White, LB (1st team)  
Mike Minter, DT (1st team)  
John Lott, OG (1st team)  
Bron Beal, P (1st team)  
Randy Bentley (2nd team)  
Kim Phillips (2nd team)

- 1985** Monty Moon (2nd team)  
Mike Minter, LB (2nd team)  
Jerry Pickens (2nd team)  
Matt Tiemann (2nd team)

- 1984** John Starnes, P (1st team)  
Jay Saad, LB (1st team)  
Lance White, LB (2nd team)

- 1983** Greg Carter, QB (1st team)  
Dan Reeder, OG (1st team)  
Ronnie Hickman, LB (1st team)  
Rayford Cooks, DT (1st team)  
Lester Harper, LB (1st team)  
John Starnes, P (1st team)  
Tim Wasson, (2nd team)  
Cederick Nelson (2nd team)  
Jay Saad, LB (2nd team)  
Andre Mosley (2nd team)

## ↳ Missouri Valley Conference

- 1974** Walter Chapman, DT (1st team)
- 1973** J.C. Garrett, DL (1st team)  
Don Dunlap, DB (1st team)  
Ted Gosline, DB (1st team)
- 1972** David Yaeger, P (1st team)
- 1971** David Yaeger, P (1st team)
- 1970** Leonard Dunlap, DB (1st team)  
Dralves Edwards, WR (1st team)  
Glenn Tucker, LB (1st team)
- 1969** Bernie Barbour, DB (1st team)  
Cedric Hardman, DE (1st team)  
Glen Holloway, OG (1st team)  
Barry Moore, WR (1st team)  
Steve Ramsey, QB (1st team)  
Ron Shanklin, WR (1st team)  
Steve Atchley, LB (2nd team)  
Mike Marr, OG (2nd team)  
Willie Parker, C (2nd team)
- 1968** Barry Moore, WR (1st team)  
Glen Holloway, OG (1st team)  
Steve Ramsey, QB (1st team)  
Leo Taylor, RB (1st team)  
Joe Greene, DT (1st team)  
James Ivy, LB (1st team)
- 1967** Charles Beatty, CB (1st team)  
Ed Brantley, OT (1st team)  
Paul Draper, OC (1st team)  
Lindy Endsley, NG (2nd team)  
Joe Greene, DT (2nd team)  
Johnny Mata, LB (2nd team)  
Steve Ramsey, QB (2nd team)  
James Russell, WR (2nd team)  
Ron Shanklin, WR (2nd team)  
Bob Tucker, DE (2nd team)
- 1966** Ed Brantley, OT (1st team)  
Paul Draper, OC (1st team)  
Joe Greene, DT (1st team)  
Burkley Harkless, NG (1st team)  
John Love, WR (1st team)  
James Russell, WR (1st team)  
Billy Woods, CB (1st team)
- 1965** Burkley Harkless, NG (1st team)  
Henry Holland, DE (1st team)  
John Love, WR (1st team)



Tom Price, S (1st team)  
 Ronnie Romike, OT (1st team)  
 James Russell, WR (1st team)  
 Bob Sanders, OC (1st team)

**1964** Carl Lockhart, CB (1st team)  
 James Moore, DT (1st team)  
 Bob Sanders, OC (1st team)

**1963** Dwain Bean, RB (1st team)  
 James Moore, DT (1st team)

**1962** Dwain Bean, RB (1st team)  
 Richard Farris, OG (1st team)  
 Bobby Price, OT (1st team)

**1961** Billy Christle, RB (1st team)  
 Bobby Smith, RB (1st team)

**1960** Arthur Perkins, FB (1st team)  
 Bill Weaver, G (1st team)

**1959** Bill Carrico, G (1st team)  
 George Herring, T (1st team)  
 Abner Haynes, RB (1st team)

**1958** Bill Carrico, G (1st team)  
 Vernon Cole, (1st team)  
 Abner Haynes, RB, (1st team)  
 Fred Way (1st team)

### ↳ Gulf Coast Conference

**1956** Dennis Shaw, E (1st team)  
 Mickey Koonce, T (1st team)  
 Tommy Smith, T, (2nd team)  
 Ray Toole, QB, (2nd team)  
 Mac Reynolds, E, (2nd team)

**1955** Dennis Shaw, E (1st team)  
 Tommy Runnels, B (2nd team)  
 Buzz Stansel, C (2nd team)  
 Garland Warren, T (2nd team)

**1953** Lawrence Strickland, C (1st team)  
 Ken Hall, E (1st team)  
 Ralph Reynolds, B (1st team)

**1952** Kenneth Bahnsen, B (1st team)  
 Ray McGallion, LB (1st team)  
 Charlie Qualls, T (1st team)  
 Lawrence Strickland, C (1st team)  
 Gene Verkerk, G (1st team)

**1951** Ray Renfro, B (1st team)  
 Quincy Armstrong, C (1st team)  
 Kenneth Bahnsen, B (1st team)  
 Zeke Martin, QB (2nd team)  
 Wendell Swann, E (2nd team)  
 Jim Brewer, T (2nd team)  
 Bill Bishop, T (2nd team)  
 Glen Wood, G (2nd team)

**1950** Zeke Martin, QB (1st team)  
 Wendell Swann, E (1st team)  
 Jim Brewer, T (1st team)  
 Bill Bishop, T (1st team)  
 Glen Wood, G (1st team)  
 Quincy Armstrong, C (1st team)  
 Kenneth Bahnsen, B (1st team)

**1949** Zeke Martin, QB (1st team)

### ↳ Lone Star Conference

**1947** A.D. Cate, G (1st team)  
 Dick Lindsay, T (1st team)

Richard Nutt, B (1st team)  
 Jim Cooper, C (1st team)  
 Bill Cromer, B (1st team)  
 Joe Abbey, E (1st team)  
 Felton Whitlow, G (1st team)

**1946** Jim Cooper, C (1st team)  
 Billy Dinkle, B (1st team)  
 Felton Whitlow, T (1st team)

**1941** Eugene Wood (1st team)  
 Benny Graham (1st team)  
 Durwood Mumford (1st team)  
 Forrest Covin (1st team)

**1940** Bill Sheffield, C (1st team)  
 Forrest Covin, E (1st team)  
 Boyce Nall, G (1st team)  
 Doyle Walker, T (1st team)  
 Johnie Riola, QB (1st team)

**1939** Bill Sheffield, C (1st team)  
 Cecil Phillips, T (1st team)  
 Boyce Nall, G (1st team)  
 I.T. James, B (1st team)  
 Johnie Riola, QB (1st team)

**1938** Johnny Shoemaker, B (1st team)  
 L.W. Killian, B (1st team)  
 Albert Dudley, T (1st team)

**1937** Lanier Hester, QB (1st team)  
 Albert Dudley, T (1st team)

**1936** P.B. Stovall, T (1st team)  
 Robert Shepard, G (1st team)  
 Kermit Boaz, E (1st team)  
 Johnny Stovall, B (1st team)  
 Lanier Hester, QB (1st team)

**1934** Charley Cox, B (1st team)  
 James Nichols, T (1st team)  
 Winlon Knowles, C (1st team)  
 Willard Sutton, G (1st team)

**1933** Charley Cox, G (1st team)  
 James Nichols, T (1st team)

**1932** James Nichols, T (1st team)

### Four-Time Receipts

**2001-04** Jonas Buckles  
**2000-03** Brandon Kennedy  
**1999-02** J.R. Randle  
**1987-90** Byron Gross

### Three-Time Receipts

**2005-07** Jeremiah Chapman  
**2004-06** Johnny Quinn  
**2002-04** Adrian Awasom  
**2001-03** Nick Zuniga  
 Craig Jones  
 Cody Spencer  
 Brad Kassell  
**1999-01** Broderick McGrew  
**1997-99** Phillip Armour  
**1996-98** John Baker  
**1992-94** Mitch Maher  
**1986-88** Bron Beal  
**1967-69** Steve Ramsey  
**1966-68** Joe Greene  
**1965-67** James Russell  
**1950-52** Kenneth Bahnsen  
**1949-51** Zeke Martin  
**1932-34** James Nichols

## ↳ Conference Award Winners

### Coach of the Year

2004	Darrell Dickey	Sun Belt
2003	Darrell Dickey	Sun Belt
2002	Darrell Dickey	Sun Belt
2001	Darrell Dickey	Sun Belt
1994	Matt Simon	Southland
1983	Corky Nelson	Southland
1973	Hayden Fry	Missouri Valley
1967	Rod Rust	Missouri Valley
1966	Odus Mitchell	Missouri Valley
1958	Odus Mitchell	Missouri Valley

### Player of the Year

2004	Jamario Thomas	Sun Belt
2003	Brandon Kennedy	Sun Belt
2002	Brandon Kennedy	Sun Belt
1994	Mitch Maher	Southland

### Offensive Player of the Year

2004	Jamario Thomas	Sun Belt
2003	Patrick Cobbs	Sun Belt
1988	Scott Davis	Southland
1983	Greg Carter	Southland

### Defensive Player of the Year

2003	Chris Hurd	Sun Belt
2002	Brandon Kennedy	Sun Belt
2001	Brad Kassell	Sun Belt
1986	Ed Fleming	Southland
1973	J.C. Garrett	Missouri Valley

### Freshman of the Year

2007	Giovanni Vizza	Sun Belt
2004	Jamario Thomas	Sun Belt
2001	Ja'Mel Branch	Sun Belt
1987	Scott Davis	Southland

### Newcomer of the Year

2005	Aaron Weathers	Sun Belt
2004	Dylan Lineberry	Sun Belt
2001	Kevin Galbreath	Sun Belt
1992	Terrance Brown	Southland
1974	Ken Washington	Missouri Valley

### NCAA Postgraduate Scholarship

2005	Nick Bazaldua, Kicker
1976	Pete Morris, Linebacker
1967	Paul Draper, Center

### CoSIDA Academic All-America

2005	Patrick Cobbs, Running Back (2nd team)
1998	John Baker, Punter (2nd team)
1976	Pete Morris, Linebacker
1975	Pete Morris, Linebacker





# RECORDS

↳ scoring

## ↳ Team Scoring

### Points

**Game:** 97 vs. Decatur Baptist, 1929

**Opp. Low:** 0 on several occasions

**Season:** 428 in 1951; Opp. Low: 6 in 1915

**Per Game:** 35.7 in 1951

### Touchdowns

**Game:** 15 vs. Decatur Baptist, 1929

**Opp. Low:** 0 on several occasions

**Season:** 64 in 1951; **Opp. Low:** 1 in 1915

### Field Goals

**Game:** 5 vs. FIU, 10/7/06

5 vs. Utah State, 11/22/97

**Season:** 27 in 1989

### PATs Made

**Game:** 10 vs. SW Oklahoma State 10/6/50

**Season:** 50 in 1951

### Most Points Scored(Season)

1. 1951 .....	428
2. 2003 .....	358
3. 1994 .....	343
4. 1988 .....	330
5. 1993 .....	328

### Most Points Per Game

1. 1951 .....	38.9
2. 1969 .....	31.6
3. 1993 .....	29.8
4. 1915 .....	29.6
5. 1994 .....	28.5

### Most Points Scored (Game)

1. vs. Decatur Baptist, 1929 .....	97
2. vs. Dallas University, 1919 .....	87
3. vs. Arkansas-Monticello, 1940 .....	79
4. vs. SW Oklahoma, 1950 .....	76
5. vs. Decatur Baptist, 1915 .....	75
6. vs. Youngstown St., 1957 .....	68
vs. Western Kentucky, 2009 .....	68
8. vs. Drake, 1976 .....	63
vs. Nicholls St., 1993 .....	63
10. vs. Navy, 2007 .....	62
vs. Sul Ross St., 1951 .....	62
vs. Fresno St., 1951 .....	62
vs. Emporia St., 1955 .....	62

### Most Points Combined (Game)

1. 136, NT (62), Navy (74), 11/10/07
2. 117, NT (68), Western Kentucky (49), 10/31/09
3. 99, NT (51), Utah State (48), 11/22/97
4. 97, NT (97), Decatur Baptist (0), 1929
97, NT (20), Rice (77), 9/27/08
6. 93, NT (87), Dallas University (6), 10/11/19
7. 92, NT (31), NE Louisiana (61), 11/20/93
8. 91, NT (51), W. Kentucky (40), 11/1/08
9. 90, NT (14), Nebraska (76), 9/4/93
90, NT (41), Kansas State (49), 11/27/10

### Largest Margin of Victory

1. 97, NT (97), Decatur Baptist (0), 1929
2. 81, NT (87), Dallas University (6), 10/11/19
3. 79, NT (79), Ark.-Monticello (0), 10/11/40
4. 70, NT (76), SW Oklahoma (6), 10/6/50
5. 62, NT (62) vs. Fresno State (0), 11/17/51

## ↳ Touchdowns

(Rushing, Receiving & Returns)

### Game

1. Fred Cobb vs. U. of Dallas, 1919	6
Bill Collins vs. Thorp Springs College, 1916	6
3. Casey Fitzgerald vs. Navy, 11/10/07	5
<b>4. Lance Dunbar vs. Louisiana-Lafayette, 10/10/09</b>	<b>4</b>
Jamario Thomas vs. Idaho, 11/13/04	4
Patrick Cobbs vs. Arkansas State, 11/15/03	4
Bobby Smith vs. Drake, 11/4/61	4
Scott Davis vs. E. Washington, 10/1/88	4
<b>T9. Lance Dunbar vs. Kansas State (11/27/10)</b>	<b>3</b>
Done 22 times, Last By Dunbar	

### Season

1. Patrick Cobbs, 2003	21
<b>2. Lance Dunbar, 2009</b>	<b>19</b>
3. Jamario Thomas, 2004	17
4. Michael Jones, 1977	16
<b>Lance Dunbar, 2010</b>	<b>16</b>
6. Ray Renfro, 1951	15
7. Leo Taylor, 1968	14
Abner Haynes, 1959	14
9. Ron Shanklin, 1967	13
Ken Bahnsen, 1951	13

### Career

1. Patrick Cobbs, 2001-05	38
<b>2. Lance Dunbar, 2008-Pres</b>	<b>37</b>
3. Ron Shanklin, 1967-69	31
4. Ken Bahnsen, 1950-52	29
Scott Davis, 1987-90	29
6. Jamario Thomas, 2004-07	27
7. David Brown, 1991-94	22
Johnny Quinn, 2003-06	22
9. Ray Renfro, 1948-51	21

## ↳ Touchdowns Responsible For

(Passing, Rushing, Receiving & Returns)

### Game

1. Giovanni Vizza vs. Navy, 2007	8
2. Riley Dodge vs. WKU, 2009	7
3. Fred Cobb vs. U. of Dallas, 1919	6
Bill Collins vs. Thorp Springs College, 1916	6
5. Casey Fitzgerald vs. Navy, 2007	5
Scott Hall vs. Louisiana-Lafayette, 2001	5
Mitch Maher vs. Texas State, 1993	5
Steve Ramsey vs. Cincinnati, 1968	5
Steve Ramsey vs. UTEP, 1968	5
Steve Ramsey vs. Louisiana-Lafayette, 1969	5
11. 15 times (Last by Giovanni Vizza, 2008)	4

### Season

1. Mitch Maher (24 pass, 7 rush) 1993	31
2. Mitch Maher (26 pass, 1 rush) 1994	30
3. Steve Ramsey (24 pass, 1 rush) 1969	25
4. Steve Ramsey (24 pass, 0 rush) 1968	24
5. Scott Davis (12 pass, 11 rush) 1988	23

### Career

1. Mitch Maher (67 pass, 17 rush), 1991-94	84
2. Steve Ramsey (69 pass, 2 rush), 1979-69	71
3. Scott Davis (41 pass, 29 rush), 1987-90	70
4. Scott Hall (50 pass, 7 rush), 2000-04	57
5. Patrick Cobbs (36 rush, 2 pass, 1 receiving, 1 blocked punt recovery), 2001-05	40
<b>6. Lance Dunbar (31 rush, 6 pass) 2008-Pres</b>	<b>36</b>
7. Jason Mills (31 pass, 5 rush), 1994-97	36
8. Vidal Carlin (25 pass, 3 rush), 1965,66	28
9. Jamario Thomas (27 rush), 2004-07	27

## ↳ Total Points

### Game

1. Fred Cobb vs. Dallas University, 1919	45
2. Bill Collins vs. Thorp Springs College, 1916	36
3. Casey Fitzgerald vs. Navy, 2007	30
<b>4. Lance Dunbar vs. Louisiana-Lafayette, 2009</b>	<b>24</b>
Jamario Thomas vs. Idaho, 2004	24
Patrick Cobbs vs. Arkansas St., 2003	24
Patrick Cobbs vs. ULM, 2002	24
Scott Davis vs. E. Washington, 1988	24
Bobby Smith vs. Drake, 1961	24
10. Garrett Courtney vs. Utah St., 1997	19

### Season

1. Patrick Cobbs, 2003	126
<b>2. Lance Dunbar, 2009</b>	<b>114</b>
3. Jamario Thomas, 2004	102
4. Michael Jones, 1977	98
5. Lance Dunbar, 2010	96
6. Keith Chapman (PK), 1988	94
7. Ray Renfro, 1951	90
Abner Haynes, 1958	90
9. John Love, 1966	88

### Career

1. Nick Bazaldua, 2002-05	247
2. Keith Chapman, 1985-89	233
3. Patrick Cobbs, 2001-05	228
<b>4. Lance Dunbar, 2008-Pres</b>	<b>222</b>
5. Ron Shanklin, 1967-69	186
6. Scott Davis, 1987-90	180
7. Ken Bahnsen, 1950-52	174
8. Jamario Thomas, 2004-07	162
9. Abner Haynes, 1957-59	158
10. Ray Renfro, 1949-51	157
John Love, 1965-66	157



### ↳ Year-By-Year Scoring Leaders

Year	Player	TD	PAT	FG	Pts.
2010	Lance Dunbar	16	0	0	96
2009	Lance Dunbar	19	0	0	114
2008	Jeremy Knott	0	22	12	58
2007	Casey Fitzgerald	12	0	0	72
2006	Denis Hopovac	0	13	15	58
2005	Nick Bazaldua	0	15	8	39
2004	Jamario Thomas	17	0	0	102
2003	Patrick Cobbs	21*	0	0	126
2002	Nick Bazaldua	0	25	10	55
2001	George Marshall	11	0	0	66
2000	Jason Ball	0	18	6	36
1999	Jason Ball	0	11	9	38
1998	Garrett Courtney	0	14	15	59
1997	Garrett Courtney	0	22	14	64
1996	Jeff Graham	0	17	14	59
1995	Troy Redwine	8	0	0	48
1994	David Brown	11	0	0	66
1993	Terrance Brown	10	0	0	60
1992	Richard DeFelice	0	24	13	63
1991	Kevin McDaniel	0	5	9	32
1990	Scott Davis	11	3#	0	72
1989	Keith Chapman	0	23	12	59
1988	Keith Chapman	0	37	19	94
1987	Keith Chapman	0	25	14	67
1986	Todd Smith	0	27	7	48
1985	Todd Smith	0	10	8	34
1984	Todd Smith	0	5	7	26
1983	Tom Bresnahan	0	26	8	50
1982	Marvin Walker	11	2	0	68
1981	Lonnie Green	0	9	6	27
1980	Whit Smith	0	24	14	66
1979	Malcolm Jones	7	2	0	44
1978	Charlie Murray	9	0	0	54
1977	Michael Jones	16	2	0	98
1976	Iseed Khoury	0	15	8	39
1975	Sears Woods	8	2	0	50
1974	John Brown	4	0	0	24
	Lee Harrington	0	12	4	24
1973	David Kervin	7	2	0	44
1972	Charles Johnson	6	4	0	40
1971	David Yaege	4	2	0	26
1970	Mike Briscoe	0	17	8	41
1969	Ron Shanklin	10	0	0	60
1968	Leo Taylor	14	0	0	84
1967	Ron Shanklin	13*	0	0	78
1966	John Love	10	28	0	88
1965	John Love	8	18	1	69
1964	Mike Bailey	3	0	0	18
1963	Dwain Bean	4	10	0	34
1962	Dwain Bean	8	1	0	49
1961	Bobby Smith	7	0	0	42
1960	Arthur Perkins	3	4	0	22
1959	Abner Haynes	14	6	0	90
1958	Abner Haynes	7	2	0	44
1957	David Lott	7	0	0	42
1956	Ray Toole	6	0	0	36
1955	Tommy Runnels	7	1	0	43
1954	Charles McGinty	5	0	0	30
1953	Dean Renfro	7	0	0	42
1952	Tommy Gray	10	0	0	60
1951	Ray Renfro	15	0	0	90
1950	Ken Bahnsen	7	0	0	42

\* NCAA Leader

# Two-point conversions





# RECORDS

## ↳ rushing

### ↳ Team Rushing

#### Attempts

**Game:** 73 vs. New Mexico State, 10/4/58  
 73 vs. San Diego State, 12/4/71  
**Opp. Low:** 16, Abilene Christian, 9/5/92  
**Season:** 587, 2002; **Opp. Low:** 376, 1977

#### Yards

**Game:** 464 vs. North Dakota State, 9/27/52  
**Opp. Low:** -44, Texas-El Paso, 9/24/66  
**Season:** 3,207, 1951; **Opp. Low:** 513, 1966

#### Touchdowns

**Game:** 9 vs. Decatur Baptist, 1929  
**Opp. Low:** 0, on several occasions  
**Season:** 28, 2003; **Opp. Low:** 1, 1915

#### Most Yards Rushing (Game)

1. vs. North Dakota, 1952.....	464
2. vs. UTEP, 1959.....	414
3. vs. Arkansas-Monticello, 1940.....	387
4. vs. UTEP, 1978.....	380
5. vs. UTEP, 1979.....	375
6. vs. BYU, 1961.....	370
7. vs. Lamar, 1986.....	369
8. vs. Louisville, 1963.....	344
9. vs. Northwestern St., 1985.....	340
10. vs. Arkansas St., 2003.....	337

#### Most Rushing Attempts (Season)

1. 1951.....	609
2. 2002.....	587
3. 1980.....	577
4. 2003.....	561
5. 1961.....	558

#### Most Rushing Touchdowns (Season)

1. 1951.....	33
2. 2003.....	28
3. 2009.....	27
4. 1977.....	24
5. 2002.....	23

#### Most Yards Rushing (Season)

1. 1951.....	3,079
2. 1959.....	2,908
3. 1952.....	2,593
4. 1953.....	2,512
5. 2010.....	2,426

#### Most Rushing Yards Per Game

1. 1959.....	290.8
2. 1951.....	279.9
3. 1952.....	259.3
4. 1953.....	251.2
5. 1986.....	234.4

### ↳ Single-Game Rushing Leaders

#### Rushing Attempts

1. Jamario Thomas, vs ULM, 2004	41
Ja'Quay Wilburn vs. New Mexico St., 2000	41
3. Patrick Cobbs vs. Idaho, 2003	39
4. Jamario Thomas vs. Utah St., 2004	38
Jamario Thomas vs. FIU, 2006	38
6. Patrick Cobbs vs. New Mexico St., 2003	37
Patrick Cobbs vs. Arkansas St., 2005	37
8. Jamario Thomas vs. Louisiana-Lafayette, 2004	36
Patrick Cobbs vs. Utah St., 2003	36
Malcolm Jones vs. Memphis, 1980	36
Leo Taylor vs. Wichita St. 1968	36
<b>Lance Dunbar vs. Middle Tennessee, 2010</b>	<b>36</b>

#### Rushing Yards

1. Jamario Thomas vs. Idaho, 2004	291
<b>2. Lance Dunbar vs. Kansas St., 2010</b>	<b>270</b>
3. Jamario Thomas vs. New Mexico St., 2004	258
4. Jamario Thomas vs. Utah St., 2004	256
5. Patrick Cobbs vs. Idaho, 2003	249
6. Jamario Thomas vs. Colorado, 2004	247
Malcolm Jones, ULM, 1980	247
<b>8. Lance Dunbar vs. Florida Atlantic, 2009</b>	<b>238</b>
9. Patrick Cobbs vs. WKU, 2009	228
<b>10. Lance Dunbar vs. WKU, 2009</b>	<b>227</b>

#### Rushing Touchdowns

1. Lance Dunbar vs. Louisiana-Lafayette, 2009	4
Scott Davis vs. E. Washington, 1988	4
Jamario Thomas vs. Idaho, 2004	4
Patrick Cobbs vs. ULM, 2002	4
5. 12 Times, Last by Lance Dunbar, 2010	3

#### Yards Per Play

<b>(Minimum 10 carries or 100 yards gained)</b>	
1. Ray Renfro, vs. Midwestern St., 1951	36.2
2. Dean Renfro vs. West Texas St., 1953	19.6
3. Tommy Gray vs. SW Oklahoma, 1950	19.5
4. Ray Renfro vs. UTEP, 1951	15.9
5. Patrick Cobbs vs. Baylor, 2003	13.1
<b>6. Lance Dunbar vs. Kansas State, 2010</b>	<b>12.2</b>
7. Abner Haynes vs. Chattanooga, 1957	10.6
8. Jamario Thomas vs. Idaho, 2004	10.4
<b>9. Lance Dunbar vs. Army, 2009</b>	<b>10.1</b>

### ↳ Single-Season Rushing Leaders

#### Rushing Attempts

1. Patrick Cobbs, 2003	307
2. Jamario Thomas, 2004	285
<b>3. Lance Dunbar, 2010</b>	<b>274</b>
4. Kevin Galbreath, 2002	272
5. Bernard Jackson, 1978	269
6. Kevin Galbreath, 2001	264
7. Malcolm Jones, 1980	254
8. Leo Taylor, 1968	246
9. Terrance Brown, 1993	235

#### Rushing Yards

1. Jamario Thomas, 2004	1,801
2. Patrick Cobbs, 2003	1,680
<b>3. Lance Dunbar, 2010</b>	<b>1,553</b>
4. Bernard Jackson, 1978	1,453
<b>5. Lance Dunbar, 2009</b>	<b>1,378</b>
6. Kevin Galbreath, 2002	1,298
7. Patrick Cobbs, 2005	1,154
8. Malcolm Jones, 1980	1,144
9. Kevin Galbreath, 2001	1,119
10. Terrance Brown, 1993	1,101

#### Rushing Touchdowns

1. Patrick Cobbs, 2003	19
2. Jamario Thomas, 2004	17
<b>Lance Dunbar, 2009</b>	<b>17</b>
<b>4. Lance Dunbar, 2010</b>	<b>13</b>
5. Mike Jones, 1977	12
6. Abner Haynes, 1959	11
Scott Davis, 1990	11
Scott Davis, 1988	11
9. Terrance Brown, 1992	10
Terrance Brown, 1993	10
Tommy Gray, 1952	10

#### Yards Per Play

<b>(Minimum 80 carries)</b>	
1. Ray Renfro (127-959), 1951	7.5
2. Tommy Runnels (83-570), 1955	6.9
Dean Renfro (101-700), 1953	6.9
<b>Lance Dunbar (200-1,378), 2009</b>	<b>6.9</b>
5. Jamario Thomas (285-1,801), 2004	6.3
Abner Haynes (116-730), 1959	6.3
7. Ralph Reynolds (123-758), 1952	6.1

### ↳ Career Rushing Leaders

#### Rushing Attempts

1. Patrick Cobbs, 2001-05	818
2. Jamario Thomas, 2004-07	667
3. Ja'Quay Wilburn, 1997-2000	647
4. Kevin Galbreath, 2001-02	580
5. Darrin Collins, 1986-89	544
6. Ken Washington, 1974-77	532
<b>7. Lance Dunbar, 2008-Pres</b>	<b>513</b>
8. Hut Allred, 1994-98	466
9. Bernard Jackson, 1977-80	429

#### Rushing Yards

1. Patrick Cobbs, 2001-05	4,050
2. Jamario Thomas, 2004-07	3,496
3. Ja'Quay Wilburn, 1997-2000	3,120
<b>4. Lance Dunbar, 2008-Pres</b>	<b>3,109</b>
5. Kevin Galbreath, 2001-02	2,417
6. Bernard Jackson, 1977-80	2,256
7. Darrin Collins, 1986-89	2,220
8. Ken Bahnsen, 1950-52	2,095
9. Terrance Brown, 1992-93	2,077
10. Hut Allred, 1994-98	1,964
11. Abner Haynes, 1957-59	1,864



### ↳ Year-By-Year Rushing Leaders

Year	Player	Att.	Yds.	Avg.	TD
2010	Lance Dunbar	274	1,552	5.7	13
2009	Lance Dunbar	200	1,378	6.9	17
2008	Cam Montgomery	170	928	5.5	9
2007	Jamario Thomas	112	666	5.9	8
2006	Jamario Thomas	181	668	3.7	2
2005	Patrick Cobbs	231	1154	5.0	6
2004	Jamario Thomas	285	1801*	6.3	17
2003	Patrick Cobbs	307	1680*	5.5	19
2002	Kevin Galbreath	272	1298	4.8	9
2001	Kevin Galbreath	264	1119	4.2	4
2000	Ja'Quay Wilburn	173	756	4.4	4
1999	Ja'Quay Wilburn	234	1016	4.3	2
1998	Ja'Quay Wilburn	128	754	5.9	3
1997	Ja'Quay Wilburn	112	594	5.3	3
1996	Hut Allred	210	907	4.3	4
1995	Bo Harrison	161	455	2.8	2
1994	Eteka Huckaby	97	435	4.5	3
1993	Terrance Brown	235	1101	4.7	10
1992	Terrance Brown	233	976	4.2	10
1991	Travis Gibson	85	370	4.4	1
1990	Erric Pegram	212	957	4.5	5
1989	Erric Pegram	119	513	4.3	5
1988	Scott Davis	160	439	2.7	11
1987	Darrin Collins	208	851	4.1	5
1986	Darrin Collins	125	603	4.8	5
1985	Monty Moon	119	507	4.3	1
1984	Monty Moon	106	464	4.4	2
1983	Nathan Williams	164	691	4.2	2
1982	Bobby Daniels	127	455	3.6	1
1981	C. Charleston	106	420	4.0	1
1980	Malcolm Jones	254	1144	4.5	7
1979	Bernard Jackson	152	749	4.9	5
1978	Bernard Jackson	269	1453	5.4	6
1977	Michael Jones	187	940	5.0	12
1976	Michael Jones	86	411	4.8	4
1975	Sears Woods	131	446	3.4	7
1974	John Brown	152	674	4.4	3
1973	Reggie Turner	105	366	3.5	3
1972	Charles Johnson	164	685	4.2	5
1971	Fred Woods	121	417	3.4	4
1970	Nap Landry	64	191	3.0	2
1969	Leo Taylor	150	545	3.6	5
1968	Leo Taylor	246	1017	4.1	9
1967	Vic Williams	157	606	3.9	7
1966	Willie Cherry	75	218	2.9	7
1965	Willie Cherry	75	397	5.3	4
1964	A.D. Whitfield	148	592	4.0	2
1963	Dwain Bean	152	770	5.1	4
1962	Dwain Bean	140	657	4.7	8
1961	Bobby Smith	120	541	4.5	7
1960	Arthur Perkins	101	441	4.3	3
1959	Abner Haynes	116	730	6.3	14
1958	Abner Haynes	117	495	4.2	7
1957	Abner Haynes	112	639	5.7	4
1956	Ben Boehnke	107	483	4.5	3
1955	Tommy Runnels	83	570	6.9	6
1954	Dean Renfro	97	499	5.1	2
1953	Dean Renfro	101	700	6.9	7
1952	Tommy Gray	140	829	5.9	10
1951	Ray Renfro	127	959	7.5	9
1950	Ken Bahnsen	145	829	5.7	10

\*NCAA Leader

12.	Tommy Gray, 1950-52	1,767
13.	Malcolm Jones, 1979-80	1,642
14.	Mike Jones, 1974-77	1,627
15.	Erric Pegram, 1988-90	1,613
16.	Leo Taylor, 1968-69	1,562
17.	Ray Renfro, 1949-51 (48 figures NA)	1,556
18.	Scott Davis, 1987-90 (QB)	1,513
19.	Dwain Bean, 1962-63	1,427
20.	Ralph Reynolds, 1952-53	1,331

### Touchdowns

1.	Patrick Cobbs, 2001-05	36
2.	<b>Lance Dunbar, 2008-Pres</b>	<b>31</b>
3.	Scott Davis, 1987-90	29
4.	Jamario Thomas, 2004-07	27
5.	Ken Bahnsen, 1950-52	26
6.	Terrance Brown, 1992-93	20
7.	Mike Jones, 1974-77	19
	Abner Haynes, 1957-59	19
9.	Mitch Maher, 1991-94	17

### Yards Per Play

(Minimum 175 carries upon completion of career)

1.	Ray Renfro (230-1,556), 1948-51	6.8
2.	Dean Renfro (213-1,204), 1952-54	5.7
3.	Tommy Runnels (208-1,191) 1952-55	5.7
4.	Tommy Gray (314-1,767) 1950-52	5.6
5.	Ralph Reynolds (242-1,331) 1952-53	5.5

### Career 100-Yard Rushing Games

1.	Patrick Cobbs, 2001-05	21
2.	<b>Lance Dunbar, 2008-Pres</b>	<b>16</b>
3.	Kevin Galbreath, 2001-02	15
4.	Jamario Thomas, 2004-07	13
5.	Bernard Jackson, 1978-79	12
	Ja'Quay Wilburn, 1997-00	12
7.	Terrance Brown, 1992-93	9
8.	Hut Allred, 1994-98	7

### Consecutive 100-Yard Rushing Games

1.	Patrick Cobbs, 2003	10
2.	Jamario Thoms, 2004	6
3.	<b>Lance Dunbar, 2009</b>	<b>5</b>
	Kevin Galbreath, 2002	5
	Kevin Galbreath, 2001	5
	Bernard Jackson, 1978	5
7.	Ja'Quay Wilburn, 1998	3
	Mike Jones, 1977	3

### Longest Rushing Plays

1.	Cedric Cromer vs. Idaho St, 1995	95
	Ray Renfro vs. Midwestern St., 1951	95
	Tommy Gray vs. SW Oklahoma, 1950	95
4.	Bernard Jackson vs. East Carolina, 1979	87
5.	Malcolm Jones vs. East Carolina, 1979	85
6.	Monte Moon, vs. Lamar, 1986	83
	<b>Lance Dunbar vs. ULM, 2010</b>	<b>83</b>
7.	Patrick Cobbs vs. Baylor, 2003	81
8.	Ja'Quay Wilburn vs. Texas Tech, 1999	81
9.	David Jones vs. Wichita St., 1969	80
10.	Bill Lalicker vs. Houston., 1949	78
11.	Jamario Thomas vs. MTSU, 2007	77
	Jamario Thomas vs. New Mexico St, 2004	77
13.	Johnny Shoemaker vs. Trinity, 1937	76



# RECORDS

↳ rushing

## ↳ North Texas Career Rushing Leaders

### 1. Patrick Cobbs - 4,050

2001-05

Year	G	Att.	Yards	Avg.	TD	Long
2001	12	93	399	4.3	3	50
2002	13	159	761	4.8	8	33
2003	11	307*	1,680	5.5	19*	81
2004	2	28	56	2.0	0	15
2005	11	231	1,154	5.0	6	59
<b>Career</b>	<b>48</b>	<b>818*</b>	<b>4,050*</b>	<b>5.0</b>	<b>36*</b>	<b>81</b>

### 2. Jamario Thomas - 3,496

2004-07

Year	G	Att.	Yards	Avg.	TD	Long
2004	10	285	1,801*	6.3	17	77
2005	8	89	361	4.1	0	39
2006	11	181	668	3.7	2	28
2007	11	112	666	5.9	8	77
<b>Career</b>	<b>40</b>	<b>667</b>	<b>3,496</b>	<b>5.2</b>	<b>27</b>	<b>77</b>

### 3. Ja'Quay Wilburn - 3,120

1997-00

Year	G	Att.	Yards	Avg.	TD	Long
1997	10	112	594	5.3	3	62
1998	11	128	754	5.9	3	76
1999	11	234	1,016	4.3	2	81
2000	11	173	756	4.4	4	68
<b>Career</b>	<b>43</b>	<b>647</b>	<b>3,120</b>	<b>4.8</b>	<b>12</b>	<b>81</b>

### 4. Lance Dunbar - 3,109

2008-Pres

Year	G	Att.	Yards	Avg.	TD
2008	5	39	178	4.6	1
2009	12	200	1,378	6.9	17
2010	12	274	1,553	5.7	13
<b>Career</b>	<b>29</b>	<b>513</b>	<b>3,109</b>	<b>6.1</b>	<b>31</b>

### 5. Kevin Galbreath - 2,417

2001-02

Year	G	Att.	Yards	Avg.	TD	Long
2001	11	264	1,119	4.2	4	50
2002	13	272	1,298	4.8	9	70
<b>Career</b>	<b>24</b>	<b>536</b>	<b>2,417</b>	<b>4.5</b>	<b>13</b>	<b>70</b>

### 6. Bernard Jackson - 2,256

1978-80

Year	G	Att.	Yards	Avg.	TD	Long
1978	11	269	1,453	5.4	6	45
1979	11	152	749	4.9	5	87
1980	1	8	54	6.8	0	24
<b>Career</b>	<b>23</b>	<b>429</b>	<b>2,256</b>	<b>5.3</b>	<b>11</b>	<b>87</b>

### 7. Darrin Collins - 2,220

1986-89

Year	G	Att.	Yards	Avg.	TD	Long
1986	10	125	603	4.8	5	37
1987	11	208	851	4.1	5	31
1988	11	104	412	4.0	5	31
1989	10	97	354	3.7	2	32
<b>Career</b>	<b>42</b>	<b>534</b>	<b>2,220</b>	<b>4.2</b>	<b>17</b>	<b>37</b>

### 8. Ken Bahnsen - 2,095

1950-52

Year	G	Att.	Yards	Avg.	TD
1950	10	145	829	5.7	10
1951	12	122	608	5.0	10
1952	10	128	658	5.1	6
<b>Career</b>	<b>32</b>	<b>395</b>	<b>2,095</b>	<b>5.3</b>	<b>26</b>

### 9. Terrance Brown - 2,077

1992-93

Year	G	Att.	Yards	Avg.	TD	Long
1992	11	233	976	4.2	10	61
1993	11	235	1,101	4.7	10	52
<b>Career</b>	<b>22</b>	<b>468</b>	<b>2,077</b>	<b>4.4</b>	<b>20</b>	<b>61</b>

### 10. Hut Allred - 1,964

1994-98

Year	G	Att.	Yards	Avg.	TD	Long
1994	4	59	255	4.3	1	33
1995	1	7	20	2.9	0	8
1996	11	210	907	4.3	4	44
1997	11	132	586	4.4	5	45
1998	11	58	196	3.4	2	34
<b>Career</b>	<b>38</b>	<b>466</b>	<b>1,964</b>	<b>4.2</b>	<b>12</b>	<b>45</b>



### ↳ Team Passing

#### Attempts

**Game:** 65 vs. SW Louisiana, 9/20/69

**Opp. Low:** 2, Southern Mississippi, 10/31/81

**Season:** 553, 2007; **Opp. Low:** 115, 1960

#### Completions

**Game:** 46 vs. SMU, 9/8/07;

**Opp. Low:** 0, West Texas State, 11/29/75

**Season:** 330, 2007; **Opp. Low:** 49, 1959

#### Yards

**Game:** 601 vs. SMU, 9/8/07

**Opp. Low:** 0, West Texas State, 11/29/75

**Season:** 3,476, 2007; **Opp. Low:** 581, 1959

#### Touchdowns

**Game:** 8 vs. Navy, 11/10/07

**Season:** 27, 1994

**Opp. Low:** 0, 1959

#### Most Yards Passing

1. vs. SMU, 2007.....	601
2. vs. Louisiana-Lafayette, 1969.....	524
3. vs. Stephen F. Austin, 1994.....	486
4. vs. Navy, 2007.....	478
5. vs. Cincinnati, 1968.....	433
6. vs. UNLV, 1995.....	422
7. vs. Texas, 1988.....	419
8. vs. Southern Illinois, 1966.....	398
9. vs. Louisiana-Lafayette, 2007.....	383
10. vs. Wichita State, 1969.....	381

#### Most Pass Attempts (Season)

1. 2007.....	553
2. 2008.....	493
3. 1982.....	454
4. 1969.....	447
5. 1965.....	420

#### Most Pass Completions (Season)

1. 2007.....	330
2. 2008.....	309
3. 2009.....	277
4. 1994.....	245
5. 1982.....	226

#### Most Touchdown Passes (Season)

1. 1994.....	27
2. 1967.....	25
1968.....	25
1969.....	25
1966.....	25

#### Most Passing Yards Per Game (Season)

1. 1969.....	294.4
2. 1994.....	292.5
3. 2007.....	289.7
4. 1966.....	259.5
5. 1967.....	254.6

#### Most Interceptions Thrown (Season)

1. 1969.....	36
2. 1971.....	33
3. 1966.....	31
4. 2007.....	28
5. 1973.....	27
1991.....	27

### ↳ Single-Game Passing Leaders

#### Passing Attempts

1. Daniel Meager vs. SMU, 2007	64
2. Giovanni Vizza vs. ULM, 2008	61
Daniel Meager vs. Florida Atlantic, 2007	61
Rusty Hill vs. Tulsa, 1982	61
5. Phill Shotland vs. San Diego St., 1971	59
6. Joe Milton vs. Cincinnati, 1970	58
7. Giovanni Vizza vs. Louisiana-Lafayette, 2007	57
8. Mitch Maher vs. Stephen F. Austin, 1994	56
9. Riley Dodge vs. Middle Tennessee, 2009	54
Giovanni Vizza vs. FIU, 2007	54
Vidal Carlin vs. Arkansas, 1965	54
Vidal Carlin vs. Tulsa, 1966	54

#### Pass Completions

1. Daniel Meager vs. SMU, 2007	46
2. Rusty Hill vs. Tulsa, 1982	42
3. Giovanni Vizza vs. Navy, 2007	40
4. Daniel Meager vs. Florida Atlantic, 2007	38
Giovanni Vizza vs. ULM, 2008	38
6. Riley Dodge vs. Middle Tennessee, 2009	35
Giovanni Vizza vs. Louisiana-Lafayette, 2007	35
Mitch Maher vs. Stephen F. Austin, 1994	35
Steve Ramsey vs. Louisiana-Lafayette, 1969	35
10. Giovanni Vizza vs. FIU, 2008	32
Vidal Carlin vs. Arkansas, 1965	32

#### Pass Efficiency

1. Tony Ford vs. Wichita State, 1973	309.02
2. Mitch Maher vs. Nicholls St., 1993	295.41
3. Scott Hall vs. Middle Tennessee, 2003	276.26
4. Ken Washington vs. Louisiana Tech, 1977	225.04
5. Scott Davis vs. Texas, 1988	221.78
6. Scott Davis vs. Arkansas St., 1988	214.59
7. Giovanni Vizza vs. Navy, 2007	205.10

#### Pass Yards

1. Daniel Meager vs. SMU, 2007	601
2. Steven Ramsey vs. Louisiana-Lafayette, 1969	495
3. Mitch Maher vs. Stephen F. Austin, 1994	486
4. Giovanni Vizza vs. Navy, 2007	478
5. Steve Ramsey vs. Cincinnati, 1968	433
6. Josh Gulley vs. UNLV, 1995	422
7. Scott Davis vs. Texas, 1988	419
8. Corkey Boland vs. S. Illinois, 1966	398
9. Giovanni Vizza vs. Louisiana-Lafayette, 2007	383
10. Steve Ramsey vs. Wichita St., 1969	381

#### Passing Touchdowns

1. Giovanni Vizza vs. Navy, 2007	8
2. Steve Ramsey vs. Cincinnati, 1968	5
Steve Ramsey vs. UTEP, 1968	5
Steve Ramsey vs. Louisiana-Lafayette, 1969	5
5. 11 players, the last is Riley Dodge, 2009	4

#### Interceptions

1. Scott Davis vs. Stephen F. Austin, 1988	6
Steve Ramsey vs. Memphis, 1968	6
Steve Ramsey vs. Drake, 1969	6
3. Steve Ramsey vs. San Diego St., 1969	5

### ↳ Single-Season Passing Leaders

#### Pass Attempts

1. Giovanni Vizza, 2008	493
2. Steve Ramsey, 1969	414
3. Giovanni Vizza, 2007	383
4. Mitch Maher, 1994	370
5. Vidal Carlin, 1965	341
6. Steve Ramsey, 1968	332
7. Mitch Maher, 1993	324

#### Passes Completed

1. Giovanni Vizza, 2008	309
2. Mitch Maher, 1994	231
3. Giovanni Vizza, 2007	223
4. Riley Dodge, 2009	205
5. Steve Ramsey, 1969	195
6. Steve Ramsey, 1968	177
Rusty Hill, 1982	177
8. Mitch Maher, 1993	176

#### Passing Efficiency

1. Mitch Maher, 1994	190.89
2. Ken Washington, 1977	158.93
3. Scott Hall, 2003	153.43
4. Mitch Maher, 1993	137.40
5. Scott Hall, 2004	137.09
6. Riley Dodge, 2010	134.15
7. Scott Hall, 2001	133.07

#### Touchdown Passes

1. Mitch Maher, 1994	26
2. Steve Ramsey, 1969	24
Steve Ramsey, 1968	24
Mitch Maher, 1993	24
5. Steve Ramsey, 1967	21

#### Passing Yards

1. Mitch Maher, 1994	3,103
2. Steve Ramsey, 1969	2,828
3. Giovanni Vizza, 2008	2,758
4. Mitch Maher, 1993	2,595
5. Steve Ramsey, 1968	2,516
6. Scott Davis, 1988	2,409
7. Giovanni Vizza, 2007	2,388
8. Mitch Maher, 1992	2,090
9. Riley Dodge, 2009	1,975
10. Scott Davis, 1989	1,941

#### Interceptions

1. Steve Ramsey, 1969	31
2. Vidal Carlin, 1966	24
3. Giovanni Vizza, 2007	20
4. Steve Ramsey, 1967	19
Rich Shaw, 1971	19
6. Jason Mills, 1995	18
Vidal Carlin, 1965	18

#### Completion Percentage (at least 100 completions)

1. Riley Dodge (205-303), 2009	67.7
2. Daniel Meager (107, 169), 2007	63.3
3. Giovanni Vizza (309-493), 2008	62.7
4. Mitch Maher (231-370), 1994	62.4
5. Jordan Case (103-167), 1979	61.6
6. Rusty Hill (177-292), 1982	60.6
7. Riley Dodge (106-176), 2010	60.2
8. Scott Davis (155-263), 1989	58.9
9. Jordan Case (105-179), 1978	58.6
10. Giovanni Vizza (223-383), 2007	58.2



# RECORDS

↳ passing

## ↳ Year-By-Year Passing Leaders

Year	Player	Att.	Cmp.	TD	Yds.
2010	Riley Dodge	176	106	11	1,212
2009	Riley Dodge	303	205	9	1,975
2008	Giovanni Vizza	493	309	15	2,758
2007	Giovanni Vizza	383	223	20	2,388
2006	Daniel Meager	100	53	4	517
2005	Daniel Meager	202	101	4	941
2004	Scott Hall	237	134	14	1,818
2003	Scott Hall	186	107	13	1,732
2002	Andrew Smith	196	91	7	1,206
2001	Scott Hall	194	102	17	1,453
2000	Scott Hall	154	75	6	937
1999	Richard Bridges	150	54	3	621
1998	Jason Attaway	109	51	3	680
1997	Jason Mills	245	127	13	1,667
1996	Jason Mills	211	91	5	1,016
1995	Jason Mills	216	105	12	1,183
1994	Mitch Maher	370	231	26	3,103
1993	Mitch Maher	324	176	24	2,595
1992	Mitch Maher	292	151	11	2,090
1991	Wendell Mosley	169	75	4	861
1990	Scott Davis	262	142	7	1,550
1989	Scott Davis	263	155	14	1,941
1988	Scott Davis	270	158	12	2,409
1987	Scott Davis	127	64	8	1,023
1986	Bron Beal	95	43	5	664
1985	Mike Rhone	94	30	2	487
1984	Scott Toman	112	35	2	494
1983	Greg Carter	185	93	12	1,275
1982	Rusty Hill	292	177	9	1,704
1981	Greg Carter	138	73	2	782
1980	Joe Stevenson	236	129	11	1,582
1979	Jordan Case	167	103	3	1,152
1978	Jordan Case	179	105	8	1,360
1977	Ken Washington	129	81	10	1,155
1976	Ken Smith	111	47	5	630
1975	Glen Ray	65	26	2	472
1974	Ken Washington	201	78	6	1,042
1973	Phil Shotland	176	72	5	959
1972	Rick Shaw	177	47	1	734
1971	Rick Shaw	124	41	6	666
1970	Joe Milton	296	138	9	1,852
1969	Steve Ramsey	414	195	24	2,828
1968	Steve Ramsey	332	177	24	2,516
1967	Steve Ramsey	269	119	21*	1,732
1966	Vidal Carlin	292	117	13	1,510
1965	Vidal Carlin	341	159	12	1,723
1964	Corkey Boland	116	49	3	608
1963	Billy Ryan	59	21	5	277
1962	Billy Ryan	49	17	1	189
1961	Billy Ryan	50	20	0	179
1960	Robert Duty	109	49	2	614
1959	Vernon Cole	58	29	1	304
1958	Vernon Cole	98	48	7	589
1957	Ray Toole	72	26	6	367
1956	Ray Toole	66	29	6	485
1955	Don Baker	85	40	8	700
1954	Don Baker	98	46	8	630
1953	Bobby Hughes	115	59	3	757
1952	Bobby Hughes	70	28	4	385
1951	Richard Harvey	131	61	14	1,194
1950	Zeke Martin	109	48	3	822

\*NCAA Leader

## ↳ Career Passing Leaders

### Passing Attempts

1. Mitch Maher, 1991-94	1,149
2. Steve Ramsey, 1967-69	1,015
3. Scott Davis, 1987-90	922
4. Giovanni Vizza, 2007-08	876
5. Scott Hall, 2000-04	784
6. Jason Mills, 1994-97	697
7. Vidal Carlin, 1965-66	633
8. Ken Washington, 1974-77	484
9. Riley Dodge, 2008-10	481
10. Daniel Meager, 2005-08	473

### Passes Completed

1. Mitch Maher, 1991-94	640
2. Giovanni Vizza, 2007-08	532
3. Scott Davis, 1987-90	519
4. Steve Ramsey, 1967-69	491
5. Scott Hall, 2000-04	422
6. Jason Mills, 1995-97	337
7. Riley Dodge, 2008-01	311
8. Vidal Carlin, 1965-66	276

### Passing Efficiency

1. Scott Hall, 2000-04	132.26
2. Mitch Maher, 1991-94	128.56
3. Scott Davis, 1987-90	126.44
4. Riley Dodge, 2008-10	125.71
5. Steve Ramsey, 1967-69	116.16
6. Giovanni Vizza, 2007-08	114.01
7. Jordan Case, 1977-79	111.61
8. Ken Washington, 1974-77	105.01

### Touchdown Passes

1. Steve Ramsey, 1967-69	69
2. Mitch Maher, 1991-94	67
3. Scott Hall, 2000-04	50
4. Scott Davis, 1987-90	41
5. Giovanni Vizza, 2007-08	32
Jason Mills, 1995-97	32
7. Vidal Carlin, 1965-66	25

### Passing Yards

1. Mitch Maher, 1991-94	8,519
2. Steve Ramsey, 1967-69	7,076
3. Scott Davis, 1987-90	6,923
4. Scott Hall, 2000-04	5,975
5. Giovanni Vizza, 2007-08	5,146
6. Jason Mills, 1994-97	3,981
7. Vidal Carlin, 1965-66	3,233
8. Riley Dodge, 2008-10	3,187
9. Ken Washington, 1974-77	3,040
10. Greg Carter, 1980-83	2,848

### Interceptions

1. Steve Ramsey, 1967-69	67
2. Mitch Maher, 1991-94	50
3. Vidal Carlin, 1965-66	47
4. Jason Mills, 1995-97	37
5. Giovanni Vizza, 2007-08	36

### Completion Percentage (at least 200 completions)

1. Riley Dodge (311-481), 2008-10	64.7
2. Jordan Case (218-354), 1977-79	61.6
3. Giovanni Vizza (223-383), 2007-08	60.7
4. Scott Davis (519-922), 1987-90	56.7
5. Rusty Hill (241-432), 1980-82	55.8
6. Mitch Maher (640-1,149), 1991-94	55.7
7. Daniel Meager (261-471), 2005-08	55.7
8. Scott Hall (422-784), 2000-04	53.8
9. Greg Carter (236-461), 1980-83	51.2





### ↳ Career 200-Yard Passing Games

1. Mitch Maher, 1991-94	23
2. Steve Ramsey, 1967-69	20
3. Giovanni Vizza, 2007-08	15
4. Scott Davis, 1987-90	9
5. Vidal Carlin, 1965-66	8
6. Scott Hall, 2000-04	7
Riley Dodge, 2008-10	7

### ↳ Consecutive 200-Yard Passing Games

1. Mitch Maher, 1994	10
2. Giovanni Vizza, 2008	6
Steve Ramsey, 1969	6
4. Steve Ramsey, 1968	4
Vidal Carlin, 1965	4
6. Six people, last by Dodge in 2009	2

### ↳ Career 300-Yard Passing Games

1. Steve Ramsey, 1966-69	6
2. Giovanni Vizza, 2007-08	4
Mitch Maher, 1991-94	4
4. Scott Davis, 1987-90	3
5. Daniel Meager, 2005-08	2
Riley Dodge, 2008-10	2

### ↳ 300-Yard Passing Games

1. Daniel Meager vs. SMU, 2007	601
2. Steve Ramsey vs. Louisiana-Lafayette, 1969	495
3. Mitch Maher vs. Stephen F. Austin, 1994	486
4. Giovanni Vizza vs. Navy, 2007	478
5. Steven Ramsey vs. Cincinnati, 1968	433
6. Josh Gulley vs. UNLV, 1995	422
7. Scott Davis vs. Texas, 1988	419
8. Corkey Boland vs. S. Illinois, 1966	398
9. Giovanni Vizza vs. Louisiana-Lafayette, 2007	383
10. Steve Ramsey vs. Wichita St., 1969	381
11. Jason Mills vs. Utah St., 1997	377
Rusty Hill vs. Tulsa, 1982	377
13. Steve Ramsey vs. UTEP, 1968	376
14. Steve Ramsey vs. Cincinnati, 1969	373
15. Phil Shotland vs. San Diego St., 1971	370
16. Mitch Maher vs. Oklahoma St., 1994	364
17. Giovanni Vizza vs. ULM, 2008	362
18. Giovanni Vizza vs. Louisiana-Lafayette, 2008	361
19. Joe Milton vs. Cincinnati, 1970	342
20. Corkey Boland vs. Chattanooga, 1966	339
21. Mitch Maher vs. ULM, 1993	323
22. Scott Davis vs. Arkansas St., 1988	322
23. Mitch Maher vs. Nicholls St., 1994	319
24. Riley Dodge vs. FIU, 2009	314
25. Riley Dodge vs. Middle Tennessee, 2009	313
26. Steve Ramsey vs. Cincinnati, 1967	308
Scott Davis vs. Stephen F. Austin, 1988	308
28. Vidal Carlin vs. Arkansas, 1965	307
29. Daniel Meager vs. Florida Atlantic, 2007	301

### ↳ Longest Passing Plays

1. G. Vizza to C. Fitzgerald vs. ULM, 2007	99
2. Mitch Maher to T. Redwin vs. Nicholls St., 1993	96
3. Steve Ramsey to R. Shanklin vs. Cincinnati, 1969	91
4. Steve Ramsey to Leo Taylor vs. Cincinnati, 1968	87
5. Steve Ramsey to R. Shanklin vs. Cincinnati, 1968	85
6. Spencer Stack to Scott McGrew vs. New Mexico St. 1999	80
7. Steve Ramsey to R. Shanklin vs. Drake, 1967	79
8. Steve Ramsey to Leo Taylor vs. New Mexico St., 1969	77
9. Steve Ramsey to Ron Shanklin vs. Tulsa, 1967	75
10. Nathan Tune to Tyler Stradford vs. Rice, 2010	75
11. Vidal Carlin to John Love vs. Cincinnati, 1966	72

### ↳ North Texas Career Passing Leaders

#### 1. Mitch Maher - 8,519 1991-94

Year	Att	Cmp	Pct	Yds	TD	Int
1991	162	82	51	731	6	8
1992	293	151	52	2,090	11	14
1993	324	176	54	2,595	24	14
1994	370	231	62	3,103*	26*	14
<b>Career</b>	<b>1,149*</b>	<b>640*</b>	<b>56</b>	<b>8,519*</b>	<b>67</b>	<b>50</b>

#### 2. Steve Ramsey - 7,076 1967-69

Year	Att	Cmp	Pct	Yds	TD	Int
1967	269	119	42	1,732	21	19
1968	332	177	53	2,516	24	17
1969	414	195	47	2,828	24	31*
<b>Career</b>	<b>1,015</b>	<b>491</b>	<b>48</b>	<b>7,076</b>	<b>69*</b>	<b>67*</b>

#### 3. Scott Davis - 6,923 1987-90

Year	Att	Cmp	Pct	Yds	TD	Int
1987	127	64	50	1,023	8	4
1988	270	158	58	2,409	12	15
1989	263	155	59	1,941	14	12
1990	262	142	54	1,550	7	4
<b>Career</b>	<b>922</b>	<b>519</b>	<b>56</b>	<b>6,923</b>	<b>41</b>	<b>35</b>

#### 4. Scott Hall - 5,975 2000-04

Year	Att	Cmp	Pct	Yds	TD	Int
2000	154	75	49	937	6	6
2001	194	102	53	1,453	17	11
2002	13	4	31	35	0	0
2003	186	107	58	1,732	13	5
2004	237	134	57	1,818	14	4
<b>Career</b>	<b>784</b>	<b>422</b>	<b>54</b>	<b>5,975</b>	<b>50</b>	<b>26</b>

#### 5. Jason Mills - 3,981 1994-97

Year	Att	Cmp	Pct	Yds	TD	Int
1994	25	14	56	115	2	3
1995	216	105	49	1,183	12	18
1996	211	91	43	1,016	5	7
1997	245	127	52	1,667	13	9
<b>Career</b>	<b>697</b>	<b>337</b>	<b>48</b>	<b>3,981</b>	<b>32</b>	<b>37</b>

\*School Record





# RECORDS

↳ receiving

## ↳ Single-Game Receiving Leaders

### Receiving Yards

1. Casey Fitzgerald vs. SMU, 2007	327
2. Casey Fitzgerald, vs. Louisiana-Lafayette, 2008	231
Scott Ford vs. Abilene Christian, 1992	231
4. Barry Moore vs. UTEP, 1968	228
5. Marcus Camper vs. Texas, 1988	224
6. John Love vs. Chattanooga, 1966	220
7. Barry Moore vs. Louisiana-Lafayette, 1969	217
8. David Yaege vs. San Diego St., 1971	191
9. Ron Shanklin vs. Cincinnati, 1969	184
10. Johnny Quinn vs. Louisiana-Lafayette, 2003	176

### Most Receptions

1. Marvin Walker vs. Tulsa, 1982	22
2. Casey Fitzgerald vs. SMU, 2007	18
3. Casey Fitzgerald vs. Troy, 2008	14
Casey Fitzgerald vs. Louisiana-Lafayette, 2008	14
Casey Fitzgerald vs. Louisiana-Lafayette, 2007	14
Peter Harvey vs. ULM, 1981	14
John Love vs. Arkansas, 1965	14
7. Casey Fitzgerald vs. Navy, 2007	13
8. Casey Fitzgerald vs. Middle Tennessee, 2008	12
John Love vs. Chattanooga, 1966	12

### Receiving Touchdowns

1. Casey Fitzgerald vs. Navy, 2007	5
2. Johnny Quinn vs. Louisiana-Lafayette, 2007	3
Barry Moore vs. UTEP, 1968	3
Ron Shanklin vs. Tulsa, 1969	3
Troy Redwine vs. Oregon St., 1995	3
John Love vs. Wichita St., 1966	3
John Love vs. Chattanooga, 1966	3
David Kervin vs. Wichita St., 1973	3
Charlie Murray vs. ULM, 1978	3

## ↳ Single-Season Receiving Leaders

### Receiving Yards

1. Casey Fitzgerald, 2007	1,322
2. Barry Moore, 1969	1,130
John Love, 1966	1,130
4. Casey Fitzgerald, 2008	1,119
5. Barry Moore, 1968	1,053
6. David Brown, 1968	1,013
7. John Love, 1965	994
8. Marcus Camper, 1988	938
9. Marvin Walker, 1982	934
10. Ron Shanklin, 1969	874

### Receptions

1. Casey Fitzgerald, 2008	113
2. Casey Fitzgerald, 2007	111
3. Marvin Walker, 1982	91
4. Brandon Jackson, 2007	79
5. John Love, 1965	76
6. Barry Moore, 1969	71
Jamaal Jackson, 2009	71
8. Barry Moore, 1968	69
9. John Love, 1966	68
10. David Brown, 1994	66

### Touchdowns

1. Ron Shanklin, 1967	13
2. Casey Fitzgerald, 2007	12
3. David Brown, 1994	11
George Marshall, 2001	11
Marvin Walker, 1982	11
6. John Love, 1966	10
7. Johnny Quinn, 2004	9
Charlie Murray, 1978	9
9. Troy Redwin, 1995	8
10. Four Players Tied	7

### Yards Per Reception

#### (Minimum 20 catches)

1. A.V. Collins (30-949), 1949	31.6
2. Troy Redwin (34-867), 1993	25.5
3. Vance Jackson (29-639), 1973	22.0
4. Ron Shanklin (41-867), 1967	21.1
5. Johnny Quinn (34-709), 2003	20.9
6. Scott Ford (21-435), 1992	20.7

## ↳ Career Receiving Leaders

### Yards

1. Johnny Quinn, 2003-06	2,718
2. Troy Redwin, 1992-96	2,567
3. Casey Fitzgerald, 2005-08	2,533
4. Ron Shanklin, 1967-69	2,465
5. David Brown, 1991-94	2,402
6. Barry Moore, 1968-69	2,183
7. John Love, 1965-66	2,124
8. Marcus Camper, 1985-88	1,939
9. Pete Harvey, 1978-81	1,932
10. James Russell, 1965-67	1,701

### Receptions

1. Casey Fitzgerald, 2005-08	229
2. Johnny Quinn, 2003-06	187
3. David Brown, 1991-94	182
4. Pete Harvey, 1978-81	164
5. John Love, 1965-66	144
Ron Shanklin, 1967-69	144
7. Barry Moore, 1968-69	140
8. Troy Redwin, 1992-96	138
9. Marvin Walker, 1979-82	137
10. jim Russell, 1965-67	122

### Receiving Touchdowns

1. Ron Shanklin, 1967-69	31
2. Troy Redwin, 1992-95	23
3. David Brown, 1991-94	22
4. Johnny Quinn, 2003-06	21
5. Casey Fitzgerald, 2005-08	20
6. John Love, 1965-66	17
7. George Marshall, 1999-02	15
8. Casey Fitzgerald, 2005-08	14
Marcus Camper, 1985-88	14
James Russell, 1965-67	14

### Yards Per Reception (minimum 40 catches)

1. Broderick McGrew (66-1,224), 1996-99	18.7
2. Troy Redwin (138-2,567), 1992-96	18.6
3. David Kervin (69-1,246), 1972-73	18.1
4. David Yaege (77-1,369), 1971-72	17.8
5. Marcus Camper (111-1,939), 1985-88	17.4

## ↳ Career 100-Yard Receiving Games

1. John Love, 1965-66	11
Barry Moore, 1968-69	11
3. Casey Fitzgerald, 2005-08	10
4. Ron Shanklin, 1967-69	9
5. Casey Fitzgerald, 2005-08	6
Johnny Quinn, 2003-06	6
Troy Redwin, 1993-95	6
David Yaege, 1971-72	6
9. David Brown, 1991-94	5
10. Marvin Walker, 1979-82	4

## ↳ Consecutive 100-Yard Receiving Games

1. Ron Shanklin, 1969	3
Ret Little, 1970	3
David Yaege, 1972	3
4. Casey Fitzgerald, 2008	2
Casey Fitzgerald, 2007	2
Sam Dibrell, 2007	2
Johnny Quinn, 2006	2
Johnny Quinn, 2004	2
Troy Redwine, 1993	2
Barry Moore, 1969	2

## ↳ 150-Yard Receiving Games

1. Casey Fitzgerald vs. SMU, 2007	327
2. Casey Fitzgerald vs. Louisiana-Lafayette, 2008	231
Scott Ford vs. Abilene Christian, 1992	231
4. Barry Moore vs. UTEP, 1968	228
5. Marcus Camper vs. Texas, 1988	224
6. John Love vs. Chattanooga, 1966	220
7. Barry Moore vs. Louisiana-Lafayette, 1969	217
8. David Yaege vs. San Diego St., 1971	191
9. Ron Shanklin vs. Cincinnati, 1969	184
10. Johnny Quinn vs. Louisiana-Lafayette, 2003**	176
11. Ret Little vs. Cincinnati, 1970	175
12. Tony Merriwether vs ULM, 1982	172
13. David Brown vs. Stephen F. Austin, 1994	168
14. John Love vs. Arkansas, 1965	167
Troy Redwin vs. Oklahoma St., 1994	167
16. Ret Little vs. New Mexico St., 1970	166
17. Marvin Walker vs. Tulsa, 1982	164
18. James Russell vs. S. Illinois, 1966	163
19. Troy Redwine vs. ULM, 1993	162
20. Joel Nwigwe vs. Middle Tennessee, 2003	158
John Love vs. Parsons College, 1965	158
Ron Shanklin vs. Louisville, 1967	158
23. Pete Harvey vs. ULM, 1981	157
24. Barry Moore vs. Arkansas, 1968	155
25. Broderick McGrew vs. Nevada, 1999	154
26. Johnny Quinn vs. Middle Tennessee, 2004	153
27. David Brown vs. Texas State, 1994	152
28. Ron Shanklin vs. Cincinnati, 1968	151

\*\*-Freshman Record\*\*



### ↳ North Texas Career Receiving Leaders

#### 1. Johnny Quinn - 2,718

2003-06

Year	G	Rec.	Yards	Avg.	TD	Long
2003	13	34	709	20.9	3	54
2004	12	49	785	16.0	9	67
2005	11	47	591	12.6	5	42
2006	11	57	633	11.1	4	54
<b>Career</b>	<b>47</b>	<b>187</b>	<b>2,718*</b>	<b>15.15</b>	<b>21</b>	<b>67</b>

#### 2. Troy Redwine - 2,567

1992-96

Year	G	Rec.	Yards	Avg.	TD	Long
1992	11	5	89	17.8	0	30
1993	11	34	867	25.5	8	96
1994	12	49	811	16.6	7	59
1995	11	50	800	16.0	8	70
<b>Career</b>	<b>45</b>	<b>138</b>	<b>2,567</b>	<b>18.9</b>	<b>23</b>	<b>96</b>

#### 3. Casey Fitzgerald - 2,533

2005-08

Year	G	Rec.	Yards	Avg.	TD	Long
2005	5	1	9	9.0	0	9
2006	6	4	83	20.8	2	36
2007	12	111	1,322*	11.9	12	99*
2008	12	113*	1,119	9.9	6	57
<b>Career</b>	<b>35</b>	<b>229*</b>	<b>2,533</b>	<b>12.9</b>	<b>20</b>	<b>99</b>

#### 4. Ron Shanklin - 2,465

1967-69

Year	G	Rec.	Yards	Avg.	TD	Long
1967	5	47	724	15.4	8	
1968	6	41	867	21.1	13	
1969	12	56	1,322	23.6	10	
<b>Career</b>	<b>35</b>	<b>144</b>	<b>2,465</b>	<b>20.0</b>	<b>31</b>	

#### 5. David Brown - 2,402

1991-94

Year	G	Rec.	Yards	Avg.	TD	Long
1991	11	45	531	11.8	1	35
1992	11	26	361	13.9	3	43
1993	11	45	497	11.0	7	39
1994	12	66	1,013	15.3	11	84
<b>Career</b>	<b>45</b>	<b>182</b>	<b>2,402</b>	<b>13.0</b>	<b>22</b>	<b>84</b>

\*School Record

### ↳ Year-By-Year Pass Receptions Leaders

Year	Player	Rec.	Yds.	Avg.	TD
2010	Darius Carey	38	524	13.8	5
2009	Jamaal Jackson	71	701	9.9	6
2008	Casey Fitzgerald	113	1119	9.9	6
2007	Casey Fitzgerald	111	1322	11.9	12
2006	Johnny Quinn	57	633	11.1	4
2005	Johnny Quinn	47	591	12.6	5
2004	Johnny Quinn	49	785	16.0	9
2003	Johnny Quinn	34	709	20.9	3
2002	George Marshall	30	398	13.3	2
2001	George Marshall	32	546	17.1	11
2000	Byron Curtis	21	336	16.0	1
1999	Broderick McGrew	32	601	18.8	5
1998	Jay Young	32	428	13.4	1
1997	Jay Young	36	552	15.3	4
1996	Brian Waters	28	272	9.7	4
1995	Troy Redwine	50	800	16.0	8
1994	David Brown	66	1013	15.3	11
1993	David Brown	45	497	11.0	7
1992	Clayton George	36	563	15.6	2
1991	David Brown	45	531	11.8	1
1990	Erric Pegram	55	444	8.1	1
1989	Tony Cook	45	523	11.6	3
1988	Marcus Camper	54	938	17.3	7
1987	Marcus Camper	24	422	17.5	3
1986	Marcus Camper	16	247	15.4	1
1985	Marcus Camper	17	332	19.5	3
1984	Tim Wasson	28	453	16.1	1
1983	Tim Wasson	37	553	14.9	4
1982	Marvin Walker	91*	934	10.3	11
1981	Pete Harvey	57	743	13.0	3
1980	Pete Harvey	47	496	10.6	5
1979	Pete Harvey	37	424	11.5	1
1978	Charlie Murray	32	546	17.1	9
1977	Tim Loftin	33	523	15.8	5
1976	J.T. Hollins	22	331	15.0	1
1975	Jeff Webb	23	375	16.3	1
1974	J.T. Hollins	27	374	13.9	1
1973	David Kervin	34	641	18.8	6
1972	David Yaeger	42	738	17.6	2
1971	David Yaeger	35	631	18.0	4
1970	Ret Little	43	733	17.0	2
1969	Barry Moore	71	1130	15.9	5
1968	Barry Moore	69	1053	15.3	7
1967	James Russell	44	624	14.1	5
1966	John Love	68	1130	16.6	10
1965	John Love	76	994	13.1	7
1964	Carl Lockhart	29	341	11.8	1
1963	Herb Carr	7	88	12.6	1
1962	A.D. Whitfield	7	116	16.6	3
1961	W. Freeman	6	63	10.5	0
1960	Billy Christle	12	161	13.4	0
1959	Abner Haynes	16	231	14.4	3
1958	Abner Haynes	19	298	15.7	3
1957	Abner Haynes	11	50	4.5	0
1956	Dennis Shaw	15	279	18.6	1
1955	Dennis Shaw	13	225	17.3	2
1954	Char. McGinty	25	376	15.0	5
1953	Ken Hall	18	288	15.5	3
1952	Winton Criswell	12	157	13.1	1
1951	Wendell Swann	23	472	20.5	5
1950	Wendell Swann	26	434	16.7	1

\*NCAA Leader



# RECORDS

↳ total offense

## ↳ Team Total Offense

### Plays

Game: 99 vs. New Mexico State, 10/31/70  
Opp. Low: 36 vs. New Mexico State, 10/4/58  
Season: 934, 2007; Opp. Low: 532, 1958

### Yards

Game: 635 vs. Navy, 11/10/07  
Opp. Low: 46 vs. Cincinnati, 10/10/59  
Season: 4,904, 2009; Opp. Low: 1821, 1967

### Most Yards Total Offense

1. 2007 .....	635
2. 2007 .....	613
3. 2009 .....	583
4. 1969 .....	579
1968 .....	579
6. 1990 .....	544

### Most Plays

1. 934 .....	2007
2. 884 .....	2008
3. 878 .....	1980
4. 848 .....	1951
5. 833 .....	2009

### Most Yards of Total Offense

1. 4,904 .....	2009
2. 4,901 .....	2007
3. 4,845 .....	1951
4. 4,643 .....	1994
5. 4,526 .....	1988

### Most Yards of Total Offense Per Game

1. 421.0 .....	1969
2. 420.2 .....	1951
3. 408.7 .....	2009
4. 408.4 .....	2007
5. 392.3 .....	1968

## ↳ Individual Total Offense

### (300-Yard Total Offense Games)

1. Daniel Meager vs. SMU, 2007	597
2. Giovanni Vizza vs. Navy, 2007	571
3. Mitch Maher vs. Stephen F. Austin, 1994	486
4. Steve Ramsey vs. Louisiana-Lafayette, 1969	483
5. Jason Mills vs. Utah St., 1997	443
6. Josh Gulley vs. UNLV, 1995	433
7. Scott Davis vs. Texas, 1988	426
8. Giovanni Vizza vs. Louisiana-Lafayette, 2007	413
9. Riley Dodge vs. FIU, 2009	398
10. Steve Ramsey vs. Cincinnati, 1968	393
11. Giovanni Vizza vs. Louisiana-Lafayette, 2008	382
Phil Shotland vs. San Diego St., 1971	382
13. Riley Dodge vs. Middle Tennessee, 2009	370
14. Rusty Hill vs. Tulsa, 1982	366
15. Giovanni Vizza vs. ULM, 2008	364
16. Steve Ramsey vs. Cincinnati, 1969	360
17. Mitch Maher vs. Oklahoma St., 1994	359
18. Steve Ramsey vs. Wichita St., 1969	358
19. Steve Ramsey vs. UTEP, 1968	351
20. Mitch Maher vs. ULM, 1993	334
Joe Milton vs. Cincinnati, 1970	334
22. Scott Davis vs. Arkansas St., 1988	333
23. Daniel Meager vs. Florida Atlantic, 2007	332
Riley Dodge vs. Western Kentucky, 2009	332
25. Casey Fitzgerald vs. SMU, 207	327

26. Corkey Boland vs. Chattanooga, 1966	327
27. Mitch Maher vs. Nicholls St., 1994	326
28. Riley Dodge vs. Army, 2009	315
29. Mitch Maher vs. Abilene Christian, 1992	305
Lance Dunbar vs. Kansas St., 2010	305
31. Riley Dodge vs. Troy, 2010	300

## ↳ Single-Game Total Offense Leaders

### Most Plays

1. Giovanni Vizza vs. Louisiana-Lafayette, 2007	73
2. Daniel Meager vs. SMU, 2007	72
Daniel Meager vs. Florida Atlantic, 2007	72
4. Joe Milton vs. Cincinnati, 1970	66
Phil Shotland vs. San Diego St., 1971	66

### Most Yards

1. Daniel Meager vs. SMU, 2007	597
2. Giovanni Vizza vs. Navy, 2007	571
3. Mitch Maher vs. Stephen F. Austin, 1994	486
4. Steve Ramsey vs. Louisiana-Lafayette, 1969	483
5. Jason Mills vs. Utah St., 1997	443

## ↳ Single-Season Total Offense Leaders

### Most Plays

1. Giovanni Vizza, 2007	516
2. Steve Ramsey, 1969	481
3. Scott Davis, 1990	463
4. Mitch Maher, 1994	458
5. Steve Ramsey, 1968	443

### Most Yards

1. Mitch Maher, 1994	3,280
2. Giovanni Vizza, 2008	2,944
3. Scott Davis, 1988	2,848
4. Mitch Maher, 1993	2,711
5. Giovanni Vizza, 2007	2,687
6. Steve Ramsey, 1969	2,637

## ↳ Career Total Offense Leaders

### Most Plays

1. Scott Davis, 1987-90	1,549
2. Mitch Maher, 1991-94	1,471
3. Steve Ramsey, 1967, 69	1,132
4. Scott Hall, 2000-04	1,101
5. Ken Washington, 1974-77	1,016

### Most Yards

1. Mitch Maher, 1991-94	9,006
2. Scott Davis, 1987-90	8,717
3. Steve Ramsey, 1967-69	6,568
4. Scott Hall, 2000-04	6,440
5. Giovanni Vizza, 2007-08	5,631
6. Ken Washington, 1974-77	4,313
7. Jason Mills, 1994-97	4,161
8. Patrick Cobbs, 2001-05	4,093
9. Riley Dodge, 2008-10	3,941
10. Jamario Thomas, 2004-07	3,579

## ↳ Year-By-Year Total Offense Leaders

Year	Player	Rush	Pass	Total
2010	Lance Dunbar	1,553	0	1,553
2009	Riley Dodge	463	1,975	2,438
2008	Giovanni Vizza	116	2828	2944
2007	Giovanni Vizza	299	2388	2687
2006	Jamario Thomas	668	0	668
2005	Patrick Cobbs	1154	33	1187
2004	Scott Hall	11	1818	1829
2003	Scott Hall	74	1732	1806
2002	Kevin Galbreath	1298	0	1298
2001	Scott Hall	143	1453	1596
2000	Scott Hall	230	937	1167
1999	Ja'Quay Wilburn	1016	0	1016
1998	Ja'Quay Wilburn	754	0	754
1997	Jason Mills	35	1667	1702
1996	Jason Mills	24	1016	1040
1995	Jason Mills	55	1183	1238
1994	Mitch Maher	177	3103	3280
1993	Mitch Maher	116	2595	2711
1992	Mitch Maher	167	2090	2257
1991	Wendell Mosley	-37	861	824
1990	Scott Davis	643	1550	2193
1989	Scott Davis	115	1941	2056
1988	Scott Davis	439	2409	2848
1987	Scott Davis	316	1023	1339
1986	Bron Beal	331	664	995
1985	Mike Rhone	294	487	781
1984	Mike Rhone	206	375	581
1983	Greg Carter	80	1275	1355
1982	Rusty Hill	-61	1704	1643
1981	Greg Carter	-38	782	744
1980	Joe Stevenson	89	1582	1671
1979	Jordan Case	-52	1152	1100
1978	Jordan Case	267	1360	1627
1977	Ken Washington	258	1155	1413
1976	Ken Washington	395	587	982
1975	Glen Ray	7	472	479
1974	Ken Washington	481	1042	1523
1973	Phil Shotland	-13	959	946
1972	Rick Shaw	74	734	808
1971	Rick Shaw	99	666	756
1970	Joe Milton	186	1852	2038
1969	Steve Ramsey	-191	2828	2637
1968	Steve Ramsey	-149	2516	2367
1967	Steve Ramsey	-168	1732	1564
1966	Vidal Carlin	-122	1510	1388
1965	Vidal Carlin	-65	1723	1658
1964	A.D. Whitfield	592	0	592
1963	Dwain Bean	770	14	784
1962	Dwain Bean	657	0	657
1961	Bobby Smith	541	0	541
1960	Robert Duty	30	614	644
1959	Vernon Cole	550	304	854
1958	Vernon Cole	269	589	858
1957	Ray Toole	316	367	683
1956	Ray Toole	90	485	575
1955	Don Baker	164	700	864
1954	Don Baker	164	630	794
1953	Dean Renfro	700	0	700
1952	Tommy Gray	829	0	829
1951	Richard Harvey	-143	1194	1051
1950	Zeke Martin	2	822	824



### ↳ All-Purpose Yards

#### Yards In A Game

1. Casey Fitzgerald vs SMU, 2007	327
2. Lance Dunbar vs. Kansas St., 2010	305
3. Jamario Thomas vs. Idaho, 2004	301
4. David Kervin vs. Wichita St., 1973	287
5. John Love vs. Arkansas, 1965	285
6. Erric Pegram vs. Alcorn St., 1990	284
7. Lance Dunbar vs. Middle Tennessee, 2010	272
8. Lance Dunbar vs. Florida Atlantic, 2009	269
9. Johnny Quinn vs. Arkansas St., 2005	264
10. Lance Dunbar vs. Western Kentucky, 2009	262

#### Yards In A Season

1. Lance Dunbar, 2010	1,885
2. Jamario Thomas, 2004	1,815
3. Lance Dunbar, 2009	1,735
4. Patrick Cobbs, 2003	1,711
5. Leo Taylor, 1968	1,652
6. Bernard Jackson, 1978	1,604
7. Erric Pegram, 1990	1,594
8. John Love, 1965	1,504
9. John Love, 1966	1,432
10. Malcolm Jones, 1980	1,394

#### Yards In A Career

1. Patrick Cobbs, 2001-05	5,222
2. Lance Dunbar, 2008-Pres	3,900
3. Johnny Quinn, 2003-06	3,835
4. Jamario Thomas, 2004-07	3,670
5. Marcus Camper, 1985-88	3,562
6. Abner Haynes, 1957-59	3,322
7. Ja'Quay Wilburn, 1997-2000	3,299
8. Broderick McGrew, 1996-99	3,022
9. David Brown, 1991-94	3,011
10. Carlen Charleston, 1980-83	2,997

### ↳ Year-By-Year All-Purpose Yards Leaders

Year	Name	Rush	Rec.	Rtn.	Tot.
2010	Lance Dunbar	1,553	332	0	1,885
2009	Lance Dunbar	1,378	300	57	1,735
2008	Casey Fitzgerald	47	1119	14	1180
2007	Casey Fitzgerald	0	1322	0	1322
2006	Johnny Quinn	0	633	175	808
2005	Patrick Cobbs	1154	106	226	1486
2004	Jamario Thomas	1801	14	0	1815
2003	Patrick Cobbs	1680	43	48	1771
2002	Kevin Galbreath	1298	21	0	1319
2001	Kevin Galbreath	1119	12	0	1131
2000	Ja'Quay Wilburn	756	63	0	819
1999	Broderick McGrew	0	601	473	1074
1998	Broderick McGrew	0	393	587	980
1997	Hut Allred	586	49	206	841
1996	Hut Allred	907	19	41	967
1995	Billie Smith	-7	441	563	997
1994	David Brown	8	1013	364	1385
1993	Terrance Brown	1101	6	0	1107
1992	Terrance Brown	976	16	0	992
1991	David Brown	58	531	307	896
1990	Erric Pegram	957	444	193	1594
1989	Tony Cook	-21	523	422	924
1988	Marcus Camper	0	938	412	1350
1987	Marcus Camper	0	422	368	790
1986	Marcus Camper	49	247	397	693
1985	Marcus Camper	0	332	397	729
1984	Tim Wasson	46	453	408	907
1983	Tim Wasson	38	553	126	717
1982	Marvin Walker	0	934	0	934
1981	C. Charleston	420	94	433	947
1980	Malcolm Jones	1144	250	0	1394
1979	Bernard Jackson	749	77	445	1271
1978	Bernard Jackson	1453	76	75	1604
1977	Mike Jones	940	245	0	1185
1976	Mike Jones	411	164	0	575
1975	Sears Woods	446	44	326	816
1974	John Brown	674	57	0	731
1973	David Kervin	82	641	554	1277
1972	Charles Johnson	685	118	381	1184
1971	Ken Fontno	0	0	702	702
1970	Ret Little	0	733	0	733
1969	Leo Taylor	545	357	328	1230
1968	Leo Taylor	1017	443	192	1652
1967	Ron Shanklin	0	867	0	867
1966	John Love	-5	1130	307	1432
1965	John Love	54	994	497	1545
1964	Carl Lockhart	169	341	297	807
1963	Dwain Bean	770	51	0	821
1962	Dwain Bean	657	3	0	660
1961	Bobby Smith	541	63	172	776
1960	Terry Parks	229	243	168	640
1959	Abner Haynes	730	231	248	1209
1958	Abner Haynes	495	298	391	1184
1957	Abner Haynes	639	50	240	929



# RECORDS

## ↳ punting and kicking

### ↳ Punts

#### Yards

**Game:** 518, David Yaeger vs. Weber St., 9/18/71

**Season:** 3,946, Toby Gowin, 1996

**Career:** 11,345, John Starnes, 1981-84

#### Number

**Game:** 14, David Yaeger vs. Drake, 9/30/72

**Season:** 89, Toby Gowin, 1996

**Career:** 286, John Starnes, 1981-84

#### Average

**Game:** 54.5, Jerry Pair vs. W. Texas St., 10/3/59

**Season:** 47.2 John Baker

**Career:** 44.0, John Baker, 1997-99

#### Longest Punt

1. Toby Gowin vs. Vanderbilt, 1996	92
2. Don Baker vs. Chattanooga, 1955	91
Bart Helsley vs. ULM, 1990	91
4. John Starnes vs. UTA, 1983	87
5. Jason Ball vs. Middle Tennessee, 2001	79
6. Bron Beal vs. Arkansas St., 1987	77
John Starnes vs. ULM, 1984	77
8. Truman Spencer vs. SMU, 2007	73
Truman Spencer vs. Middle Tennessee, 2007	73
10. Whit Smith vs. Miami (Fla.), 1980	72
Bart Helsley vs. McNeese St., 1990	72
12. Whit Smith vs. SMU, 1980	71
13. Will Atterberry vs. Arkansas St., 2010	70

### ↳ PAT's Made

#### Game

1. Freddie Clotiaux vs. SW Oklahoma, 1950	10
2. Jeremy Knott vs. Western Kentucky, 2009	9
3. Thomas Moreland vs. Navy, 2007	8
Gene Bahnsen vs. Sul Ross, 1951	8
Richard DeFelice vs. Nicholls St., 1993	8
6. Buddy Hamm vs. UTEP, 1978	7
Tom Bresnahan vs. UTA, 1983	7

#### Season

1. Nick Bazaldua, 2003	44
2. Nick Bazaldua, 2004	37
Iseed Khoury, 1977	37
Keith Chapman, 1988	37
5. Jeremy Knott, 2009	35
6. Thomas Moreland, 2007	34

#### Career

1. Nick Bazaldua, 2002-05	121
2. Keith Chapman, 1986-89	89
3. Iseed Khoury, 1975-77	70
4. Jason Ball, 1999-01	59
5. Jeremy Knott, 2008-09	57
6. Jeff Graham, 1994-96	46
John Love, 1965-66	46

### ↳ PAT Percentage

#### Season

(at least 10 att.)

1. Iseed Khoury, (37-37), 1977	1.000
Keith Chapman, (37-37), 1988	1.000
Keith Chapman, (22-22), 1989	1.000
4. Nick Bazaldua, (44-45), 2003	97.7
5. Nick Bazaldua (37-38), 2004	97.4

#### Career

1. Iseed Khoury, (69-70), 1975-77	98.5
2. Keith Chapman, (89-91), 1986-89	97.8

#### Most Consecutive PAT's Made

1. Keith Chapman, 1987-89	61
2. Iseed Khoury, 1975-77	60

### ↳ Year-By-Year Punting Leaders

Year	Name	No.	Yds.	Avg.
2010	Will Atterberry	43	1799	41.8
2009	Will Atterberry	55	2143	39.0
2008	Truman Spencer	69	2925	42.4
2007	Truman Spencer	65	2703	41.6
2006	Truman Spencer	55	2245	40.8
2005	Truman Spencer	75	2829	37.7
2004	Brad Kadlubar	73	2919	40.0
2003	Brad Kadlubar	73	2951	40.4
2002	Brad Kadlubar	85	3619	42.6
2001	Jason Ball	66	2553	38.7
2000	Jason Ball	75	2865	38.2
1999	John Baker	82	3535	43.1
1998	John Baker	66	2783	42.2
1997	John Baker	62	2925	47.2
1996	Toby Gowin	89	3946	44.3
1995	Toby Gowin	78	3280	42.1
1994	Toby Gowin	49	1767	36.1
1993	Toby Gowin	32	1162	36.3
1992	Erik Forrest	41	1416	34.5
1990	Bart Helsley	62	2353	37.9
1989	Bart Helsley	52	1903	36.5
1988	Bron Beal	42	1582	37.7
1987	Bron Beal	66	2696	40.8
1986	Bron Beal	54	2227	41.2
1985	Bron Beal	79	2860	36.2
1984	John Starnes	76	3201	42.1
1983	John Starnes	71	2914	41.0
1982	John Starnes	72	2739	38.0
1981	John Starnes	67	2491	37.2
1980	Whit Smith	55	2159	39.3
1979	Billy Ortiz	32	1164	36.4
1978	Hugh Hamm	61	2107	34.5
1977	Don Fechtman	56	2261	40.4
1976	Don Fechtman	54	2383	44.1
1975	Don Fechtman	66	2826	42.8
1974	Don Fechtman	59	2314	39.2
1973	Paul Schroeder	47	1582	33.7
1972	David Yaeger	74	2787	37.7
1971	David Yaeger	84	3463	41.2
1970	Danny Collins	47	1706	36.3
1969	Steve Ramsey	56	2150	38.4
1968	Billy Anderson	60	2062	34.4
1967	James Russell	26	1062	40.8
1966	James Russell	71	2579	36.3
1965	David Neale	66	2591	39.3
1964	Carl Lockhart	54	2141	39.6
1963	Carl Lockhart	40	1578	39.5
1962	Butch Wright	47	1619	34.4
1961	Butch Wright	45	1501	33.4
1960	Dan Starns	14	424	30.3
1959	Jerry Pair	12	489	40.8
1958	Charlie Cole	15	522	34.8
1957	David Lott	22	787	35.8
1956	Not available			
1955	Don Baker	30	1349	45.0
1954	Don Baker	38	1398	36.8
1953	Don Baker	10	386	38.6
1952	Don Baker	46	1698	37.8
1951	Bill Brashier	49	1825	37.2
1950	Bill Brashier	27	959	35.5





### ↳ Field Goals Made

#### Game

1. Denis Hopovac vs. FIU, 2006	5
Garrett Courtney vs. Utah St., 1997	5
3. Iseed Khoury vs. SMU, 1976	4
Garrett Courtney vs. New Mexico St., 1998	4
Zach Olen vs. Arkansas St., 2010	4
6. Zach Olen vs. ULM, 2010	3
Zach Olen vs. Middle Tennessee, 2010	3
Jeremy Knott vs. Ohio, 2009	3
Jeremy Knott vs. ULM, 2008	3
Jeremy Knott vs. Louisiana-Lafayette, 2008	3
Denis Hopovac vs. Florida Atlantic, 2006	3
Nick Bazaldua vs. Middle Tennessee, 2004	3
Bernie Barbour vs. Cincinnati, 1969	3
Todd Smith vs. Oklahoma St., 1985	3
Keith Chapman vs. Stephen F. Austin, 1987	3
Jeff Graham vs. McNeese St., 1994	3
Jeff Graham vs. Boise St., 1996	3
Garrett Courtney vs. Idaho, 1998	3
Garrett Courtney vs. Houston, 1998	3
Jason Ball vs. New Mexico St., 2001	3

#### Season

1. Keith Chapman, 1989	19
2. Denis Hopovac, 2006	15
3. Nick Bazaldua, 2004	14
Garrett Courtney, 1997	14
Jeff Graham, 1996	14
Keith Chapman, 1988	14
Keith Chapman, 1987	14
Whit Smith, 1980	14

#### Career

1. Keith Chapman, 1985-89	49
2. Nick Bazaldua, 2002-05	42
3. Garrett Courtney, 1987-88	29
4. Todd Smith, 1983-86	27
5. Iseed Khoury, 1975-77	26
Jeff Graham, 1994-96	26

### ↳ Field Goal Percentage

#### Season (at least 10 attempts)

1. Garrett Courtney, (14-16), 1997	87.5
2. Zach Olen, (13-15), 2010	86.7
3. Jason Ball, (9-11), 1999	81.8
4. Richard DeFelice, (13-16), 1993	81.3
5. Nick Bazaldua, (14-18), 2004	77.8
6. Jeff Graham, (10-13), 1996	76.9

#### Career (at completion of career)

1. Jeff Graham, (26-35), 1994-96	74.3
Garrett Courtney, (29-39), 1997-98	74.3
3. Richard DeFelice, (18-25), 1992-93	72.0
4. Denis Hopovac, (15-21), 2003-06	71.4
5. Keith Chapman, (49-71), 1985-89	69.0
6. Jeremy Knott, (22-32), 2008-09	68.8
7. Jason Ball, (24-36), 1999-2001	66.7
8. Nick Bazaldua, (42-64), 2002-05	65.6

### ↳ Longest Field Goal

1. Iseed Khoury vs. Richmond, 1977	62
2. Garrett Courtney vs. Idaho, 1998	61
3. Jason Ball vs. Arkansas St., 2001	57
Iseed Khoury vs. UTEP, 1977	57
5. Keith Chapman vs. Texas Tech, 1988	55
6. Todd Smith vs. Lamar, 1983	54
7. Zach Olen vs. Middle Tennessee, 2010	53
Lonnie Green vs. Baylor, 1982	53
9. Iseed Khoury vs. UTA, 1977	52
Iseed Khoury vs. Louisiana Tech, 1977	52
Jason Ball vs. Utah St., 2000	52
12. Nick Bazaldua vs. New Mexico St., 2004	51
Garrett Courtney vs. Indiana St., 1997	51
Keith Chapman vs. Texas Tech, 1988	51
Todd Smith vs. Louisiana Tech, 1983	51
16. Todd Smith vs. Louisiana Tech, 1983	50

### ↳ Year-By-Year Field Goal Leaders

Year	Name	Att	Md	Pct.	Long
2010	Zach Olen	15	13	.867	53
2009	Jeremy Knott	15	10	.667	41
2008	Jeremy Knott	17	12	.706	47
2007	Thomas Moreland	15	8	.533	37
2006	Denis Hopovac	21	15	.714	42
2005	Nick Bazaldua	16	8	.500	50
2004	Nick Bazaldua	18	14	.778	51
2003	Nick Bazaldua	15	10	.667	49
2002	Nick Bazaldua	15	10	.667	44
2001	Jason Ball	14	9	.643	57
2000	Jason Ball	10	6	.600	52
1999	Jason Ball	11	9	.818	38
1998	Garrett Courtney	23	15	.652	61
1997	Garrett Courtney	16	14	.875	51
1996	Jeff Graham	20	14	.700	48
1995	Robert Hoffman	3	3	1.000	32
1994	Jeff Graham	13	10	.769	37
1993	Richard DeFelice	9	5	.555	44
1992	Richard DeFelice	16	13	.813	50
1991	Kevin McDaniel	12	9	.750	37
1990	Brad Allen	10	3	.300	39
1989	Keith Chapman	27	19	.703	51
1988	Keith Chapman	20	14	.700	51
1987	Keith Chapman	20	14	.700	48
1986	Todd Smith	13	7	.538	48
1985	Todd Smith	15	8	.533	43
1984	Todd Smith	15	7	.467	47
1983	Tom Bresnahan	12	8	.667	38
1982	Danny McElroy	7	6	.857	42
1981	Lonnie Green	10	6	.600	45
1980	Whit Smith	21	14	.667	42
1979	Whit Smith	10	6	.600	41
1978	Buddy Hamm	4	3	.750	29
1977	Iseed Khoury	25	11	.440	62
1976	Iseed Khoury	16	8	.500	43
1975	Iseed Khoury	17	7	.411	47
1974	Lee Harrington	9	4	.444	36
1973	Lee Harrington	7	4	.571	42
1972	Ron Sigler	6	2	.333	34
1971	Mark Means	3	2	.667	36
1970	Mike Briscoe	16	8	.500	41
1969	Bernie Barbour	16	8	.500	30
1968	Mike Gattis	9	5	.556	27
1967	Randy Henry	19	6	.316	37
1966	Willie Cherry	2	2	1.000	23
1965	John Love	3	1	.333	22





# RECORDS

↳ returns

## ↳ Team Kickoff Returns

**Yards**  
**Game:** 222 vs. Rice, 9/27/08  
**Season:** 1,576, 2008

**Average**  
**Game:** 44.3 vs. Tennessee, 10/25/75  
**Season:** 31.5, 1986

## ↳ Kickoff Returns

**Number**  
**Game:** 8, Micah Mosley vs. Navy, 11/10/07  
**Season:** 33, Brelan Chancellor, 2010  
**Career:** 67, Broderick McGrew, 1996-99

**Yards**  
**Game:** 198, Brelan Chancellor, 2010  
**Season:** 923, Brelan Chancellor, 2010  
**Career:** 1,712, Broderick McGrew, 1996-99

**Average**  
**Game:** 44.3, Sears Woods vs. Tennessee, 10/25/75  
**Season:** 32.6, Sears Woods, 1975  
**Career:** 52.9, Ken Fontno, 1970-71

## Kickoff Returns For Touchdown

**Season**

1. Michael High, 1993	2
2. Brelan Chancellor, 2010	2

**Career**

1. Michael High, 1991-94	2
2. Brelan Chancellor, 2010-Pres	2

## ↳ Longest Kickoff Return

1. Johnny Stovall vs. Sam Houston St., 1936	100
Broderick McGrew vs. Utah St., 1998	100
3. Brian Smith vs. Idaho St., 1995	99
Michael High vs. Missouri St., 1993	99
5. Kim Phillips vs. TCU, 1968	98
Sears Woods vs. Tennessee, 1975	98
7. Brelan Chancellor vs. Kansas St., 2010	93
8. Brelan Chancellor vs. Kansas St., 2010	91
9. Johnny Shoemaker vs. Austin College, 1938	90

## ↳ Punt Returns

**Number**  
**Game:** 7, Bernie Barbour vs. Wichita St., 11/11/67  
**Season:** 36, Bernie Barbour, 1969; J.T. Smith, 1976  
**Career:** 100, J.T. Smith, 1974-77

**Yards**  
**Game:** 114, David Kervin vs., New Mexico St., 10/27/73  
**Season:** 380, J.T. Smith, 1976  
**Career:** 945, Bernie Barbour, 1967-69

**Average**  
**Game:** 34.5, J.T. Smith vs. SMU, 9/25/76  
**Season:** 39.3, Abner Haynes, 1957  
**Career:** 28.6, Abner Haynes, 1957-59

## Punt Returns For Touchdown

**Season**

1. Bill Woods, 1966	3
2. Marcus Camper, 1988	2
3. Multiple Players	1

**Career**

1. Bill Woods, 1966	3
Marcus Camper, 1985-88	3

## ↳ Longest Punt Return

1. Bill Woods, 1966	91
Richard Nutt vs. Houston, 1948	91
3. Johnny Quinn vs. ULM, 2004	85
4. Bernie Barbour vs. New Mexico St., 1968	83
5. Bill Woods vs. Chattanooga, 1966	80
6. David Kervin vs. New Mexico St., 1973	71
7. Marcus Camper vs. McNeese St., 1988	69
8. Carlen Charleston vs. UTA, 1980	65

## ↳ Year-By-Year Punt Return Leaders

Year	Name	No.	Yds.	Avg.
2010	Darius Carey	5	26	5.2
2009	Darius Carey	7	43	6.1
2008	John Shorter	7	32	4.6
2007	Evyn Roman	17	97	5.7
2006	Johnny Quinn	13	92	7.1
2005	Johnny Quinn	13	98	7.5
2004	Johnny Quinn	13	118	9.1
2003	Ja'Mel Branch	12	92	7.7
2002	Ja'Mel Branch	29	229	7.9
2001	Ty Jackson	22	177	8.0
2000	Ty Jackson	16	171	10.7
1999	Ty Jackson	17	135	7.9
1998	Heath Moody	25	175	7.0
1997	Heath Moody	17	91	5.4
1996	Tubby Coleman	27	200	7.4
1995	Brian Smith	25	192	7.7
1994	Brian Smith	22	177	8.0
1993	Greg Matthews	12	91	7.5
1992	Michael High	11	126	11.5
1991	Greg Matthews	18	64	3.6
1990	Greg Matthews	21	189	9.0
1989	Tony Cook	11	126	11.5
1988	Marcus Camper	28	319	11.4
1987	Marcus Camper	23	148	6.4
1986	Marcus Camper	14	194	9.6
1985	Marcus Camper	17	90	5.3
1984	Tim Wasson	28	207	7.4
1983	Tony Merriwether	32	359	11.2
1982	Tony Merriwether	9	148	16.4
1981	Carlen Charleston	8	99	12.4
1980	Carlen Charleston	20	87	4.4
1979	Pete Harvey	13	129	9.9
1978	Charlie Murray	21	141	6.7
1977	J.T. Smith	23	143	6.2
1976	J.T. Smith	36	380	10.6
1975	J.T. Smith	25	217	8.7
1974	J.T. Smith	16	118	7.4
1973	David Kervin	25	282	11.3
1972	Staggs	15	90	6.0
1971	Ken Fontno	27	237	8.8
1970	Wilmer Levels	8	121	15.1
1969	Bernie Barbour	36	371	10.3
1968	Bernie Barbour	28	277	9.9
1967	Bernie Barbour	30	297	9.9
1966	Billy Woods	20	351	17.6
1965	John Love	9	133	14.8
1964	Carl Lockhart	15	116	7.7
1963	Philip Gonzales	2	26	13.0
1962	Carl Lockhart	4	47	11.8
1961	Butch Wright	6	65	10.8
1960	Billy Christle	5	80	16.0
1959	Abner Haynes	9	96	10.7
1958	Abner Haynes	8	168	21.0
1957	Abner Haynes	4	157	39.3

## ↳ Year-By-Year Kickoff Return Leaders

Year	Name	No.	Yds.	Avg.
2010	Brelan Chancellor	33	923	28.0
2009	Jamaal Jackson	17	463	27.2
2008	DaWaylon Cook	26	506	19.5
2007	Micah Mosley	32	636	19.9
2006	Zach Muzzy	19	359	18.9
2005	Johnny Quinn	26	513	19.7
2004	Zach Muzzy	23	425	18.5
2003	Ja'Mel Branch	11	217	19.7
2002	Ja'Mel Branch	19	385	20.3
2001	Ja'Mel Branch	23	516	22.4
2000	Ty Jackson	16	334	20.9
1999	Broderick McGrew	23	473	20.6
1998	Broderick McGrew	18	587	32.6
1997	Broderick McGrew	22	531	24.1
1996	Tubby Coleman	23	458	19.9
1995	Brian Smith	15	371	24.7
1994	David Brown	16	364	22.8
1993	Michael High	27	750	27.7
1992	Michael High	6	176	29.3
1991	David Brown	16	301	18.8
1990	Greg Matthews	9	199	22.1
1989	Tony Cook	13	296	22.8
1988	Kim Phillips	9	187	20.8
1987	Tony Baker	13	280	21.5
1986	Kim Phillips	11	346	31.5
1985	Marcus Camper	14	307	21.9
1984	Todd Smith	15	342	22.8
1983	Carlen Charleston	9	175	19.4
1982	Carlen Charleston	15	269	17.9
1981	Carlen Charleston	18	334	18.6
1980	Carlen Charleston	22	587	26.7
1979	Bernard Jackson	19	445	23.4
1978	Lee English	7	187	26.7
1977	Bruce Chambers	9	148	16.4
1976	Jeff Brown	13	147	11.3
1975	Sears Woods	10	326	32.6
1974	Jeff Webb	17	307	18.1
1973	David Kervin	12	272	22.7
1972	Charles Johnson	18	381	21.2
1971	Ken Fontno	26	465	17.9
1970	Ken Fontno	32	699	21.8
1969	Leo Taylor	13	328	25.2
1968	Leo Taylor	10	192	19.2
1967	Bernie Barbour	12	239	19.2
1966	John Love	13	256	19.7
1965	John Love	16	364	22.8
1964	David Neale	10	198	19.8
1963	Bobby Smith	11	241	21.9
1962	Not available			
1961	Billy Christle	4	117	29.3
1960	Terry Parks	7	168	24.0
1959	Abner Haynes	6	152	25.3
1958	Abner Haynes	11	223	20.2
1957	Don Smith	5	96	19.2



### ↳ TEAM DEFENSE

#### Interceptions

##### Number

Game: 7 vs. Wichita State, 11/20/71

Season: 32, 1969; Opp. Low: 4, 2004

##### Yards

Game: 180 vs. Drake, 10/4/69

Season: 497, 1978; Opp. Low: 31, 1979

#### Most Points Allowed

1. Oklahoma, 2007	79
2. Rice, 2008	77
3. Nebraska, 1993	76
4. Navy, 2007	74
5. Nevada, 1991	72
6. Oklahoma, 1987	69
7. SMU, 1927	68
8. SMU, 1922	66
Arkansas, 2007	66
10. Texas, 2004	65
Nevada, 1997	65

#### Fewest Rushing Yards Per Game

1. 1967	71.2
2. 2003	104.7
3. 1989	112.8
4. 2001	116.9
5. 1966	118.4

#### Fewest Passing Yards Per Game

1. 1959	58.1
2. 1953	69.6
3. 1958	71.6
4. 1960	82.4
5. 1976	116.2

#### Fewest Total Yards Per Game

1. 1967	182.1
2. 1959	196.5
3. 1958	210.9
4. 1960	241.2
5. 1983	247.5

#### Fewest Points Per Game

1. 1915	1.2
2. 1932	2.2
3. 1920	5.5
1933	5.5
5. 1917	6.0

#### Most Interceptions

1. 1969	32
2. 1967	28
1978	28
4. 1970	26
5. 1968	25

#### Most Fumbles Recovered

1. 1971	36
2. 1976	28
3. 1952	26
1975	26
5. 1980	25

### ↳ Tackles

#### Season (since 1977)

1. Burks Washington, 1977	160
2. Trent Touchstone, 1989	143
3. Craig Robertson, 2010	133
4. Brent Koch, 1991	126
Lance White, 1984	126
6. Lester Harper, 1982	123
7. Byron Gross, 1990	122
8. Cody Spencer, 2003	121
9. Chris Hurd, 2003	120
10. Taylor Casey, 2002	117

#### Career

1. Burks Washington, 1975-78	390
2. Byron Gross, 1987-90	387
3. Craig Robertson, 2006-10	381
4. Brad Kassell, 1998-2001	365
5. Lester Harper, 1980-83	359
6. Lance White, 1983-86	325

### ↳ Interceptions

#### Game

1. Ken Fontno vs. Wichita St., 1971	3
Leonard Dunlap vs. Drake, 1969	3
Leonard Dunlap vs. BYU, 1969	3
Wilmer Levels vs. Drake, 1970	3
Bernie Barbour vs. Louisville, 1968	3
Ret Little vs. Louisville, 1967	3
Mike Shook vs. Cincinnati, 1967	3
James Wright vs. Louisville, 1961	3
Bill Brashier vs. Houston, 1951	3
Bill Sheffield vs. Stephen F. Austin, 1940	3
James Potts vs. Decatur Baptist, 1915	3

#### Season

1. Bill Brashier, 1951	10
2. Lyndon Fox, 1969	8
3. Ray Toole, 1957	7
Billy Ryan, 1962	7
Leonard Dunlap, 1970	7
Marty Morrison, 1978	7
David Morris, 1980	7

#### Career

1. Bill Brashier, 1949-51	19
2. Lyndon Fox, 1969-71	18
3. J.T. Smith, 1975-77	13
Leonard Dunlap, 1969-70	13
5. Jonas Buckles, 2001-04	11
Bernie Barbour, 1967-69	11
Don McGee, 1999-2002	11

#### Interception Return Yards

Game: 128, Ret Little vs. Louisville, 9/30/67

Season: 250, Leonard Dunlap, 1969

Career: 382, Leonard Dunlap, 1969-70

### ↳ Longest Plays

#### Interception Return

1. Don Baker vs. Midwestern St., 1955	100
J.T. Smith vs. Louisiana Tech, 1976	100
3. Maurice Holman vs. Middle Tennessee, 2005	99
4. Tobe Nwigwe vs. Western Kentucky, 2008	97
Bill Rogers vs. SW Oklahoma, 1950	97
6. Charles Beatty vs. Southern Illinois, 1966	95
7. Clyde Wilkerson vs. McMurry, 1938	90
Leonard Dunlap, vs. Drake, 1969	90
9. Hurles Scales vs. West Texas St., 1972	88
10. Ralph Roberson vs. Sam Houston St., 1987	83

### ↳ Sacks

#### Game (since 1998)

1. Darrell Daniels vs. ULM, 2002	3.0
Evan Cardwell vs. Baylor, 2003	3.0
Adrian Awason vs. Utah St., 2004	3.0
Corbin Montgomery vs. Texas Tech, 1999	3.0
5. 14 players tied	2.0

#### Season (since 1983)

1. Willis Hudson, 1994	14.5
2. Scott Blank, 1997	13.0
Roderick Manning, 1989	13.0
4. Ronnie Hickman, 1983	12.0
5. Matt Tiemann, 1985	11.0
6. Brandon Kennendy, 2002	10.0
Brad Spinks, 1996	10.0
8. Rex Johnson, 1988	9.0
9. Willis Hudson, 1995	8.5
10. Adrian Awason, 2004	7.5

#### Career (since 1983)

1. Willis Hudson, 1991-95	24.0
2. Adrian Awason, 2001-04	20.0
Roderick Manning, 1986-89	20.0
4. Corbin Montgomery, 1997-99	19.5
5. Scott Blank, 1997-98	18.0
6. Brandon Kennedy, 2000-03	16.5
7. Jeremiah Chapman, 2004-07	15.5
8. Evan Cardwell, 2001-04	12.5
9. Brad Spinks, 1992-96	12.0
Ronnie Hickman, 1982-83	12.0

### ↳ Tackles For Loss

#### Game (since 2001)

1. Brandon Kennedy vs. Idaho, 2002	6.0
2. Adrian Awason vs. Utah St., 2004	4.5
3. Evan Cardwell vs. Baylor, 2003	4.0
4. Jeremiah Chapman vs. Florida Atlantic, 2005	3.0
Eddrick Gilmore vs. FIU, 2007	3.0
Brad Kassell vs. TCU, 2001	3.0
Brandon Kennedy vs. ULM, 2001	3.0
Monte Stevenson vs. ULM, 2007	3.0
9. Craig Robertson vs. Arkansas St., 2010	2.5
Tobe Nwigwe vs. Tulsa, 2006	2.5
Maurice Holman vs. FIU, 2006	2.5
Sky Pruitt vs. FIU, 2006	2.5

#### Season (since 2001)

1. Brandon Kennedy, 2002	24
2. Jeremiah Chapman, 2007	17
Brad Kassell, 1999	17
Brandon Kennedy, 2003	17
5. Adrian Awason, 2004	14
6. Brad Kassell, 2001	12
7. Scott Blank, 1997	11
8. Craig Robertson, 2010	10
Brandon Kennedy, 2000	10
Brett Renfro, 1996	10

#### Career (since 1996)

1. Brandon Kennedy, 2000-03	61
2. Brad Kassell, 1998-01	39
3. Adrian Awason, 2001-04	32
4. Corbin Montgomery, 1996-99	26
5. Craig Robertson, 2006-10	23
6. Michael Pruitt, 2003-04	18.5
7. Jeremiah Chapman, 2004-07	17



# RECORDS

↳ defense

## ↳ Year-By-Year Interception Leaders

Year	Name	No.	Yds.	Avg.
2010	John Shorter	2	50	25.0
	Jeremy Phillips	2	18	9.0
2009	Royce Hill	3	58	19.3
2008	Tobe Nwigwe	3	98	32.7
2007	Craig Robertson	5	12	2.4
2006	Six players	1	--	--
2005	Aaron Weathers	3	31	10.3
2004	Markeith Knowlton	4	40	10.0
2003	Markeith Knowlton	4	38	9.5
2002	Don McGee	5	109	21.8
2001	Jonas Buckles	5	9	1.8
2000	Brad Kassell	4	23	5.8
	Don McGee	4	32	8.0
1999	Heath Moody	2	23	11.5
1998	Phillip Littlejohn	3	51	17.0
	Lawrence Ellis	3	0	0.0
1997	Five players	1	--	--
1996	Dhati Lewis	3	45	15.0
1995	Calvin Davis	3	0	0.0
1994	Dmitri Markham	5	12	2.4
1993	Greg Matthews	2	31	15.5
	Benny Cherry	2	18	9.0
1992	Tomur Barnes	3	33	11.0
1991	Tomur Barnes	3	51	17.0
	Donald Ericks	3	19	6.3
1990	Jeff Tutson	3	23	7.7
1989	Issac Barnett	3	19	6.3
1988	Kim Phillips	4	41	10.3
1987	Kim Phillips	4	60	15.0
1986	Mike Rhone	3	26	8.7
1985	Craig Birdsong	4	88	22.0
	Jerry Pickens	4	10	2.5
1984	Five players	1	--	--
1983	Jerry Pickens	3	23	7.7
1982	Andre Moore	3	15	5.0
1981	Zac Cypert	4	45	11.3
1980	David Morris	7	56	8.0
1979	Three players	2		
1978	Marty Morrison	7	111	15.9
1977	David Morris	3	51	17.0
	J.T. Smith	3	48	16.0
1976	J.T. Smith	4	143	35.8
1975	J.T. Smith	6	59	9.8
1974	Three players	3	--	--
1973	Don Dunlap	6	48	8.0
1972	Hurles Scales	5	131	26.2
1971	Ken Fontno	6	22	3.7
1970	Leonard Dunlap	7	132	18.9
1969	Lyndon Fox	8	64	8.0
1968	Bernie Barbour	6	87	14.5
1967	Mike Shook	7	42	6.0
1966	Billy Woods	6	138	23.0
1965	Larry Priestley	5	139	27.9
1964	Carl Lockhart	3	5	1.7
1963	Carl Lockhart	4	38	9.5
1962	Billy Ryan	7	174	24.9
1961	Butch Wright	4	88	22.0
1960	Ray Williamson	2	11	5.5
1959	Terry Parks	5	80	16.0
1958	Abner Haynes	5	122	24.4
1957	Ray Toole	7	133	19.0

## ↳ Year-By-Year Sack Leaders (since 1983)

Year	Name	No.
2010	Brandon Akpunku	3.5
2009	Brandon Akpunku	6
2008	Eddrick Gilmore	3
2007	Jeremiah Chapman	5
2006	Jeremiah Chapman	5
2005	Jeremiah Chapman	4
2004	Adrian Awasom	8
2003	Brandon Kennedy	6
	Evan Cardwell	6
2002	Brandon Kennedy	9
2001	Darrell Daniels	3
2000	Brad Kassell	3
	Corry Pertile	3
1999	Corbin Montgomery	5
1998	Corbin Montgomery	7
1997	Scott Blank	13
1996	Brad Spinks	10
1995	Willis Hudson	9
1994	Willis Hudson	15
1993	Chad Rudzik	3
1992	Russell McMillan	7
1991	Russell McMillan	4
	Bruce Walker	4
1990	Shawn Walsh	4
1989	Roderick Manning	13
1988	Rex Johnson	9
1987	Tom Middaugh	8
1986	Tom Middaugh	5
1985	Matt Tiemann	11
1984	Mike Thompson	7
1983	Ronnie Hickman	12

## ↳ Year-By-Year Tackles For Loss (since 1996)

Year	Name	No.	Yards	Avg.
2010	Craig Robertson	10.0	37	3.7
2009	Brandon Akpunku	11.5	54	4.7
2008	Craig Robertson	7.5	20	2.7
2007	Jeremiah Chapman	17	72	4.2
2006	Jeremiah Chapman	9	41	4.6
2005	Jeremiah Chapman	9	39	4.0
2004	Adrian Awasom	14	47	3.3
2003	Brandon Kennedy	17	60	3.2
2002	Brandon Kennedy	24	102	4.3
2001	Brad Kassell	12	29	2.4
2000	Brandon Kennedy	10	24	2.4
1999	Brad Kassell	17	27	1.6
1998	Corbin Montgomery	6	15	2.5
1997	Scott Blank	11	54	4.9
1996	Brett Renfro	10	23	2.3

## ↳ Year-By-Year Tackle Leaders

Year	Name	UT	AT	TT
2010	Craig Robertson	66	67	
2009	Craig Robertson	67	40	107
2008	Tobe Nwigwe	51	60	111
2007	Jeremiah Champman	47	31	78
2006	Aaron Weathers	45	33	78
2005	Aaron Weathers	62	51	113
2004	Markeith Knowlton	65	23	88
2003	Cody Spencer	53	68	121
2002	Taylor Casey	61	56	117
2001	Cody Spencer	56	49	105
2000	Brad Kassell	72	43	115
1999	Brad Kassell	78	34	112
1998	Phillip Littlejohn	75	35	100
1997	Ron Boston	79	32	111
1996	Brett Renfro	71	27	98
1995	Brett Renfro	50	36	86
1994	Willis Hudson	48	33	81
1993	Sean Mayes	47	46	93
1992	Shawn Hicks	46	51	97
1991	Brad Koch	70	56	126
1990	Byron Gross	51	71	122
1989	Trent Touchstone	88	55	143
1988	Byron Gross	43	37	80
1987	Byron Gross	44	40	84
1986	Ed Fleming	52	53	105
1985	Lance White	52	48	100
1984	Lance White	57	69	126
1983	Lester Harper	57	39	96
1982	Lester Harper	53	70	123
1981	Not available	--	--	--
1980	Louis Haynes	75	33	108
1979	Louis Haynes	62	37	99
1978	Not available	--	--	--
1977	Burks Washington	88	72	160



## ↳ Team First Downs

### Total

**Game:** 31, three times (last time vs. WKU, 10/31/09)  
**Opp. Low:** 3, New Mexico State, 10/17/64  
**Season:** 258 (2007); **Opp. Low:** 103 (1958)

### Rushing

**Game:** 25 vs. New Mexico State, 10/4/58  
**Opp. Low:** 1, New Mexico St., 10/17/64  
**Season:** 152, 1959; **Opp. Low:** 54, 1966 and 1967

### Passing

**Game:** 26, vs. SMU, 9/8/07  
**Opp. Low:** 0, on several occasions  
**Season:** 117, 1969; **Opp. Low:** 27, 1959

### Penalty

**Game:** 6 vs. West Texas State, 11/16/74; vs. New Mexico State, 11/6/82  
**Opp. Low:** 0, on several occasions  
**Season:** 25, 1982; **Opp. Low:** 1, 1961

## ↳ Team Penalties

### Number

**Game:** 17 vs. Arkansas State, 11/15/03  
**Season:** 114, 2003 **Opp. Low:** 33, 1959

### Yards

**Game:** 239 vs. North Dakota, 9/27/52;  
**Season:** 1,130, 2003; **Opp. Low:** 272, 1959

## ↳ Team Fumbles

### Number

**Game:** 12 vs. Southern Mississippi, 10/31/81  
**Season:** 48, 1984; **Opp. Low:** 18, 1961

## ↳ Single-Season Team Records

### Most Wins

1. 1947 .....	10
1977 .....	10
3. 1959 .....	9
1978 .....	9
2003 .....	9

### Most Losses

1. 2008 .....	11
2. 1972 .....	10
2007 .....	10
2009 .....	10
5. 1981 .....	9
1982 .....	9
1984 .....	9
1995 .....	9
1999 .....	9
2005 .....	9
2006 .....	9
2010 .....	9

### Best Winning Percentage

1. 1977 (10-1) .....	.909
2. 1920 (7-1) .....	.875
1941 (7-1) .....	.875
4. 1932 (8-1-1) .....	.850
5. 1947 (10-2) .....	.833

## ↳ Yearly NCAA Statistical Leaders

### Individual

#### Rushing (avg. per game)

2004 - Jamario Thomas, 180.1  
 2003 - Patrick Cobbs, 152.7

#### Scoring (avg. per game)

2003 - Patrick Cobbs, 11.45

#### Pass Receptions (avg. per game)

2008 - Casey Fitzgerald, 9.42

#### Interceptions Returned For Touchdown

1969 - Leonard Dunlap, 3

#### Touchdown Passes

1967 - Steve Ramsey, 21

#### Touchdown Receptions

1967 - Ron Shanklin, 13

#### Interceptions

1957 - Ray Toole, 7

#### Punting

1955 - Don Baker, 45.0

### Team

#### Interceptions

1967 - 28

#### Punt Return Average

1957 - 17.5

## ↳ Current NCAA Record Holders

### Team - Game

#### Most Overtimes

Seven OT vs. Florida International, 10/7/06\*

#### Most Plays Both Teams

196, San Diego State (99) and North Texas (97), 12/4/71

#### Most Combined Points In A Regulation Game

136, Navy (74) and North Texas (62), 11/10/07

#### Most Combined Points In A Quarter

63, Navy (35) and North Texas (28), 2nd Quarter, 11/10/07

#### Most Field Goals Attempted

9 vs. Florida International, 10/7/06\*

#### Safeties Recorded

3, vs. UL-Lafayette, 9/27/2003\*

#### Longest Fumble Return

100 Yards vs. Utah State, 10/9/2004\*

### Team - Season

#### Most Turnovers

61, in 1971

#### Lowest Average Yards Per Rush

(Min. 400 Rushes)  
 1.3, in 1966 (408 rushes for 513 yards)

#### Most Opponent Fumbles Recovered

36 in 1972

### Individual - Game

#### Longest Fumble Return

100 yards - T.J. Covington, 2004\*

#### Most Field Goals Attempted

9, Denis Hopovac, vs. FIU, 10/7/06\*

#### Most Touchdown Passes In A Half

7, Giovanni Vizza, vs. Navy, 11/10/07

#### Most Touchdown Passes In A Game By A Freshman

8, Giovanni Vizza, vs. Navy, 11/10/07

### Individual - Season

#### Earliest Game Reaching 1,000 Yards Rushing by a Freshman

5th Game - Jamario Thomas, 2004\*

#### Most Games Gaining 200 Yards or More Rushing by a Freshman

6 Games - Jamario Thomas, 2004

#### Consecutive Games Gaining 200 Yards Rushing

5 Games - Jamario Thomas, 2004\*

### Individual - Career

#### Interceptions Per Game

2.3, Steve Ramsey, 1967-69  
 (67 interceptions in 29 games)

## ↳ Former NCAA Record Holders

### Career Touchdown Passes

69, Steve Ramsey, 1967-69

### Career Total Offense Yards

6,568, Steve Ramsey, 1967-69

### Career Touchdowns

71, Steve Ramsey, 1967-69

### Career Points

436, Steve Ramsey, 1967-69

### Career Pass Completions

491, Steve Ramsey, 1967-69

### Career Touchdown Passes

69, Steve Ramsey, 1967-69

### Career Passing Yards

7,076, Steve Ramsey, 1967-69

### Career Pass Attempts

1,105, Steve Ramsey, 1967-69

### Career TDs By A Passer/Receiver

#### Combination

30, Steve Ramsey and Ron Shanklin, 1967-69

### Receptions In One Season

91, Marvin Walker, 1982 (I-AA)

### Receptions In One Game

22, Marvin Walker vs. Tulsa, 11/20/82

### Long Punt

91, Bart Helsley vs. NE Louisiana, 1990  
 (Div. I-AA)

## ↳ Final National Rankings

1977 - No. 16 (UPI)

1983 - No. 4 (Div. I-AA)

1987 - No. 16 (Div. I-AA)

1988 - No. 12 (Div. I-AA)

1994 - No. 18 (Div. I-AA)

\* Ties Record





# RECORDS

↳ conference records

## ↳ Missouri Valley Conference

### Team Records

#### *Fewest Plays Allowed - Game*

36, vs. New Mexico State, 1958

#### *Passes Had Intercepted - Season*

36 in 1969

#### *Fewest Rushing Yards Allowed - Season*

413 in 1966

#### *Fewest Passing Yards Allowed - Season*

581 in 1959

#### *Most Interceptions - Season*

32 in 1969

### Individual Records

#### *Interception Return Yards - Season*

250, Leonard Dunlap, 1969

#### *Kickoff Return Yards - Season*

699, Ken Fontno, 1970

#### *Passing Yards - Career*

7,076, Steve Ramsey, 1967-69

#### *Touchdown Passes - Career*

69, Steve Ramsey, 1967-69

#### *Interception Return Yards - Career*

382, Leonard Dunlap, 1969-70

#### *Punt Return Yards - Career*

945, Bernie Barbour, 1967-69

## ↳ Southland Conference

### Team Records

#### *Most Fumbles Lost - Game*

6, vs. McNeese State, 1984 (tie)

## ↳ Big West Conference

### Team Records

#### *Most Field Goals - Game*

5, vs. Utah State, 1997 (tie with six teams)

#### *Most Punting Yards - Season*

3,975 in 1996

### Individual Records

#### *Most Field Goals Made - Game*

5, Garrett Courtney, vs. Utah State, 1997 (tie)

#### *Most Punts - Season*

89, Toby Gowin, 1996

#### *Most Punting Yards - Season*

3,946, Toby Gowin, 1996

#### *Longest Punt*

92, Toby Gowin vs. Vanderbilt, 1996

#### *Longest Field Goal*

61, Garrett Courtney vs. Idaho, 1998

## ↳ Sun Belt Conference

### Team Records

#### *Most Pass Attempts - Season*

553 in 2007

#### *Most Pass Completions - Season*

330 in 2007

#### *Yards Per Pass Attempt - Season*

8.7 in 2003

#### *Touchdown Passes - Game*

8 vs. Navy, 2007

#### *Yards Per Pass Completion - Season*

16.0 in 2003

#### *Interceptions Thrown - Season*

28 in 2007

#### *Most Points By Two Teams - Game*

136 vs. Navy, 2007

#### *Field Goals Attempted - Game*

9 vs. Florida Int'l, 2006

#### *Field Goals Made - Game*

5 vs. Florida Int'l, 2006

#### *Yards Punted - Game*

508 vs. TCU, 2002

#### *Yards Punted - Season*

3,673 in 2002

#### *Punts Returns for Touchdowns - Game*

1 vs. UL-Monroe 2005 (tie)

#### *Most Kick Returns - Game*

11 vs. Arkansas 2007 (tie)

#### *Most Kick Returns - Season*

85 in 2008

#### *Quarterback Sacks - Season*

44 in 2002

#### *Safeties - Season*

4 in 2003

#### *Fewest Rushes Allowed - Season*

380 in 2001

#### *Fewest Points Allowed - Season*

192 in 2002

#### *Fewest Points Per Game - Season*

12.8 in 2006

#### *Most Fumbles Recovered - Game*

6 vs. Florida International, 2005

## ↳ Individual Records

#### *Rushing Yards - Season*

1,801, Jamario Thomas, 2004

#### *Rushing Attempts - Season*

307, Patrick Cobbs, 2003

#### *Rushing Attempts Per Game - Season*

28.5, Jamario Thomas, 2004

#### *Rushing Yards Per Game - Season*

180.1, Jamario Thomas, 2004

#### *Passing Attempts - Season*

493, Giovanni Vizza, 2008

#### *Passing Completions - Season*

309, Giovanni Vizza, 2008

#### *Passing Touchdowns - Game*

8, Giovanni Vizza vs. Navy, 2007

#### *Interceptions Thrown - Season*

20, Giovanni Vizza, 2007

#### *Longest Passing Play*

99, Giovanni Vizza vs. ULM, 2007

#### *Receiving Yards - Game*

327, Casey Fitzgerald vs. SMU, 2007

#### *Receiving Yards - Season*

1,322, Casey Fitzgerald, 2007

#### *Receiving Yards - Career*

2,718, Johnny Quinn, 2003-06

#### *Receptions - Game*

17, Casey Fitzgerald vs. SMU, 2007

#### *Receptions - Season*

113, Casey Fitzgerald, 2008

#### *Receptions - Career*

229, Casey Fitzgerald, 2005-08

#### *Receptions Per Game - Season*

9.4, Casey Fitzgerald, 2008

#### *Receiving Yards Per Game - Season*

110.2, Casey Fitzgerald, 2007

#### *Touchdown Receptions - Game*

5, Casey Fitzgerald vs. Navy, 2007

#### *Touchdown Receptions - Season*

12, Casey Fitzgerald, 2007

#### *All Purpose Yards Per Game - Season*

181.5, Jamario Thomas, 2004

#### *Touchdowns Responsible For - Game*

8, Giovanni Vizza vs. Navy, 2007

#### *Field Goals Attempted - Game*

9, Dennis Hopovac vs. Florida International, 2007

#### *Field Goals Made - Game*

5, Dennis Hopovac vs. Florida International, 2007

#### *Longest Field Goal*

57, Jason Ball vs. Arkansas State, 2001

#### *Most Punts - Game*

12, Brad Kadlubar vs. Texas, 2004 &

Truman Spencer vs. Kansas State, 2005 (tie)

#### *Most Punts - Season*

85, Brad Kadlubar, 2002

#### *Most Punts - Career*

264, Truman Spencer, 2005-08

#### *Yards Punted - Game*

508, Brad Kadlubar vs. TCU, 2002

#### *Yards Punted - Season*

3,619, Brad Kadlubar, 2002

#### *Yards Punted - Career*

10,702, Truman Spencer, 2005-08

#### *Longest Punt*

79, Jason Ball vs. Middle Tennessee, 2001 (tie)

#### *Interception Return Yards - Game*

99, Maurice Holman vs. Middle Tennessee, 2005

#### *Most Yards Per Interception Return - Career*

51.0, Maurice Holman, 2004-07

#### *Longest Interception Return*

99, Maurice Holman vs. Middle Tennessee, 2005

#### *Passes Defended - Career*

30, Jonas Buckles, 2001-04





## ↳ Team Categories

### Passing Offense

1994	Southland	268.6
1988	Southland	230.0
1969	Missouri Valley	294.4

### Passing Defense

2009	Sun Belt	216.8
2002	Sun Belt	171.7

### Total Offense

1994	Southland	392.8
1969	Missouri Valley	421.0

### Total Defense

2003	Sun Belt	317.2
2002	Sun Belt	290.6
2001	Sun Belt	354.4
1969	Missouri Valley	309.9

### Rushing Offense

2010	Sun Belt	202.2
2004	Sun Belt	186.4
1961	Missouri Valley	210.1

### Rushing Defense

2003	Sun Belt	104.7
2002	Sun Belt	118.9
2001	Sun Belt	127.5
1969	Missouri Valley	122.4

### Scoring Offense

2004	Sun Belt	25.8
1994	Southland	29.4

### Scoring Defense

2003	Sun Belt	21.9
2002	Sun Belt	14.8
2001	Sun Belt	22.5
1983	Southland	10.6
1969	Missouri Valley	17.4

### Kickoff Returns

2009	Sun Belt	22.3
2002	Sun Belt	22.5

### Punting

2006	Sun Belt	38.0
2003	Sun Belt	36.6
2002	Sun Belt	37.2

### Sacks

2003	Sun Belt	26
2002	Sun Belt	44

## ↳ Individual Categories

### Total Offense

1994	Mitch Maher	Southland	3,190
1990	Scott Davis	Southland	2,193
1988	Scott Davis	Southland	2,848
1970	Joe Milton	MO Valley	2,038
1969	Steve Ramsey	MO Valley	2,637
1967	Steve Ramsey	MO Valley	1,564
1957	Ray Toole	MO Valley	683

### Passing

1994	Mitch Maher	Southland	2,840
1988	Scott Davis	Southland	2,409
1970	Joe Milton	MO Valley	1,825
1969	Steve Ramsey	MO Valley	2,828
1967	Steve Ramsey	MO Valley	1,732
1957	Ray Toole	MO Valley	367

### Rushing

2005	Patrick Cobbs	Sun Belt	1,154
2004	Jamario Thomas	Sun Belt	1,801
2003	Patrick Cobbs	Sun Belt	1,680
1968	Leo Taylor	MO Valley	1,017
1963	Dwain Bean	MO Valley	541
1962	Dwain Bean	MO Valley	657
1961	Bobby Smith	MO Valley	541
1957	Abner Haynes	MO Valley	639

### Scoring

2010	Lance Dunbar	Sun Belt	96
2009	Lance Dunbar	Sun Belt	114
2004	Jamario Thomas	Sun Belt	102
2003	Patrick Cobbs	Sun Belt	126
1988	Keith Chapman	Southland	94
1966	John Love	MO Valley	88
1961	Bobby Smith	MO Valley	42
1957	David Lott	MO Valley	42

### Receiving Yards

2008	Casey Fitzgerald	Sun Belt	1,119
2007	Casey Fitzgerald	Sun Belt	1,322
1994	David Brown	Southland	977
1972	David Yaege	MO Valley	738
1970	Ret Little	MO Valley	733
1969	Barry Moore	MO Valley	1,130

### Receptions

2008	Casey Fitzgerald	Sun Belt	113
2007	Casey Fitzgerald	Sun Belt	111
1994	David Brown	Southland	63

### Kickoff Returns

1998	Broderick McGrew	Big West	32.6
1970	Ken Fontno	MO Valley	21.8

### Punt Returns

1957	Abner Haynes	MO Valley	39.3
------	--------------	-----------	------

### Interceptions

2001	Jonas Buckles	Sun Belt	5
2000	Don McGee	Big West	4
2000	Brad Kassell	Big West	4
1970	Leonard Dunlap	MO Valley	7
1967	Mike Shook	MO Valley	7
1957	Ray Toole	MO Valley	7

### Punting

2008	Truman Spencer	Sun Belt	42.4
2002	Brad Kadlubar	Sun Belt	42.6
1997	John Baker	Big West	47.2
1996	Toby Gowin	Big West	44.3
1971	David Yaege	MO Valley	41.2
1967	James Russell	MO Valley	40.8
1964	Carl Lockhart	MO Valley	39.6

## Field Goals

2010	Zach Olen	Sun Belt	1.44
------	-----------	----------	------

### Tackles

2010	Craig Robertson	Sun Belt	133
------	-----------------	----------	-----

### Quarterback Sacks

2003	Brandon Kennedy	Sun Belt	6
2002	Brandon Kennedy	Sun Belt	10

### Tackles For Loss

2007	Jeremiah Chapman	Sun Belt	17
2003	Brandon Kennedy	Sun Belt	20
2002	Brandon Kennedy	Sun Belt	25



# RECORDS

↳ annual team statistics

Year	Total	Rushing	Rushing	Passing	Passing	Total	Rushing	Passing	Offensive		Defensive	
	Offense	Offense	TD's	Offense	TD's	Defense	Defense	Defense	PF	AVG	PA	AVG
2010	4503	2426	17	2077	16	4734	2219	2515	287	23.9	356	29.7
2009	<b>4904</b>	2223	27	2681	15	4948	2347	2601	319	26.6	427	35.6
2008	4356	1528	14	2828	15	5791	2485	3306	240	20.0	571	47.6
2007	4901	1425	16	<b>3476</b>	21	5837	2756	3081	298	24.8	541	45.1
2006	2786	1404	5	1382	9	4061	1792	2269	154	12.8	304	25.3
2005	2991	1569	8	1422	9	4803	2430	2373	157	14.3	346	31.5
2004	4128	2237	21	1891	14	4970	2074	2896	309	25.8	358	29.8
2003	4257	2308	<b>28</b>	1949	15	4124	1361	2763	358	27.5	285	21.9
2002	3699	2372	23	1327	8	3733	1542	2231	249	19.2	192	14.8
2001	3324	1764	13	1560	18	3898	1403	2495	275	22.9	293	24.4
2000	2657	1477	10	1180	7	4177	2011	2166	162	14.7	300	27.3
1999	2698	1493	5	1205	6	4401	2382	2019	118	10.7	291	26.5
1998	2844	1558	10	1286	7	4588	2369	2217	173	15.7	297	27.0
1997	3395	1463	11	1432	14	4658	2157	2501	232	21.1	331	30.1
1996	2393	1108	8	1285	6	4294	1753	2541	161	14.6	293	26.6
1995	3182	835	7	2347	17	5255	2685	2570	200	18.2	424	38.5
1994	4643	1425	15	3218	<b>27</b>	3977	1965	2012	343	28.6	261	21.8
1993	4031	1413	17	2626	24	4417	2681	1836	328	29.8	365	33.2
1992	3629	1449	18	2180	11	3545	1683	1892	246	22.4	261	23.7
1991	2975	1177	5	1615	10	3403	1785	1551	135	12.3	327	29.7
1990	3647	2091	20	1550	7	3663	1602	2001	223	20.3	211	19.2
1989	3452	1433	11	2019	13	3875	1241	2634	217	19.7	253	23.0
1988	4526	1810	20	2716	14	3782	1887	1895	330	27.5	174	14.5
1987	3028	1858	15	1170	10	3524	1862	1680	233	20.2	247	20.6
1986	3094	2344	21	750	5	3321	1675	1546	222	22.2	204	20.4
1985	2818	1820	10	998	6	3575	1624	1951	150	13.6	203	18.5
1984	2337	1423	5	914	2	3475	1897	1578	86	7.8	211	19.2
1983	3495	1731	16	1764	17	2970	1423	1547	276	23.0	137	11.4
1982	3428	800	2	2628	19	4569	2291	2278	179	16.3	283	25.7
1981	2561	727	9	1834	4	3541	1954	1587	111	10.1	235	21.4
1980	4221	2366	21	1855	11	3631	1495	2136	268	24.4	252	22.9
1979	3853	1927	18	1656	6	4188	2553	1635	182	16.5	235	21.4
1978	3948	2089	20	1859	12	3300	1564	1736	277	25.2	150	13.6
1977	3921	2012	24	1909	15	3166	1632	1534	305*	30.5*	162*	16.2*
1976	3075	1585	17	1490	11	3174	1896	1278	232	21.1	145	13.2
1975	2671	1523	15	1148	9	3226	1868	1358	200	18.2	210	19.1
1974	2935	1692	8	1243	7	3420	1911	1509	134	12.2	239	21.7
1973	2800	815	7	1985	11	3615	1710	1905	153	13.9	243	22.1
1972	2927	1199	NA	1728	7	4342	2339	2003	148	13.5	354	32.2
1971	2513	1125	NA	1388	9	3523	2188	1335	155	14.1	321	29.2
1970	3008	833	NA	2175	9	3167	1852	1315	173	15.7	227	20.6
1969	4210	1266	NA	2944	25	3099	1224	1875	316	31.6	174	17.4
1968	3923	1377	NA	2546	25	2944	1282	1662	297	29.7	184	18.4
1967	2996	984	NA	2012	25	<b>1821</b>	712	1109	278	27.8	138	13.8
1966	3094	499	NA	2595	25	2706	<b>513</b>	2193	298	29.8	141	14.1
1965	3062	890	NA	2172	14	4029	1837	2192	181	18.1	312	31.2
1964	2099	1123	NA	976	6	2597	1244	1353	78	7.8	172	17.2
1963	2157	1735	NA	422	NA	2855	1718	1137	108	12.0	195	21.7
1962	2344	1910	NA	434	4	2999	1443	1556	174	17.4	182	18.2
1961	2444	2109	NA	335	NA	2897	1717	1180	162	16.2	206	20.6
1960	2198	1392	NA	806	NA	2412	1670	742	107	11.9	208	23.1
1959	3713	2908	NA	805	NA	1965	1384	<b>581</b>	303	27.5	103	9.4
1958	3059	2118	NA	941	NA	2019	1301	718	197	19.7	<b>93</b>	<b>9.3</b>
1957	2969	2308	NA	661	NA	2587	1687	900	191	19.1	150	15.0
1956	2633	1781	NA	852	NA	2513	1576	937	188	18.8	131	13.1
1955	2554	1779	NA	865	NA	2714	1961	753	197	19.7	159	15.9
1954	2873	1848	NA	1025	NA	3037	2111	926	151	15.1	176	17.6
1953	3270	2512	NA	1103	NA	2513	1816	697	167	16.7	167	16.7
1952	3434	2593	NA	841	NA	2536	1540	996	276	27.6	137	13.7
1951	4845	<b>3207</b>	NA	1638	NA	2617	1795	822	<b>434</b>	<b>36.2</b>	132	11.0

Bold - North Texas record

\*doesn't include forfeit to Mississippi State



## ↳ North Texas vs. Ranked Opponents (All rankings are from the Associated Press poll)

Date	Team	Ranking	Result	Location
Sept. 19, 2009	at Alabama	No. 4	L, 53-7	Tuscaloosa, Alabama
Sept. 13, 2008	at LSU	No. 7	L, 41-3	Baton Rouge, Louisiana
Sept. 1, 2007	at Oklahoma	No. 8	L, 79-10	Norman, Oklahoma
Sept. 2, 2006	at Texas	No. 3	L, 56-7	Austin, Texas
Oct. 29, 2005	at LSU	No. 7	L, 56-3	Baton Rouge, Louisiana
Sept. 4, 2004	at Texas	No. 7	L, 65-0	Austin, Texas
Aug. 30, 2003	at Oklahoma	No. 1	L, 37-3	Norman, Oklahoma
Aug. 31, 2002	at Texas	No. 4	L, 27-0	Austin, Texas
Sept. 8, 2001	at Oklahoma	No. 3	L, 37-10	Norman, Oklahoma
Sept. 23, 2000	at Kansas St.	No. 4	L, 55-10	Manhattan, Kansas
Sept. 26, 1998	at Texas A&M	No. 17	L, 28-9	College Station, Texas
Sept. 27, 1997	vs. Texas A&M	No. 22	L, 36-10	Irving, Texas (Texas Stadium)#
Sept. 14, 1996	at Arizona St.	No. 18	L, 52-7	Tempe, Arizona
Sept. 23, 1995	at Oklahoma	No. 10	L, 51-10	Norman, Oklahoma
Sept. 4, 1993	at Nebraska	No. 8	L, 76-14	Lincoln, Nebraska
Sept. 14, 1991	at Oklahoma	No. 9	L, 40-2	Norman, Oklahoma
Sept. 22, 1990	at Texas A&M	No. 12	L, 40-8	College Station, Texas
Sept. 5, 1987	at Oklahoma	No. 1	L, 69-14	Norman, Oklahoma
Sept. 20, 1986	at Texas A&M	No. 16	L, 48-28	College Station, Texas
Sept. 14, 1985	at Oklahoma St.	No. 8	L, 10-9	Stillwater, Oklahoma
Sept. 22, 1984	at SMU	No. 7	L, 24-6	Irving, Texas (Texas Stadium)\$
Sept. 24, 1983	at Texas	No. 2	L, 26-6	Austin, Texas
Oct. 2, 1982	at SMU	No. 7	L, 38-10	Irving, Texas (Texas Stadium)\$
Nov. 20, 1982	vs. Tulsa	No. 20	L, 38-20	Denton, Texas
Sept. 19, 1981	at Texas	No. 9	L, 23-10	Austin, Texas
Nov. 8, 1980	at BYU	No. 13	L, 41-23	Provo, Utah
Sept. 22, 1979	at SMU	No. 18	L, 20-9	Irving, Texas (Texas Stadium)\$
Oct. 14, 1978	at Texas	No. 12	L, 26-16	Austin, Texas
Sept. 3, 1977	at Mississippi St.	No. 16	L, 17-15	Starkville, Mississippi**
Oct. 29, 1977	at Florida St.	No. 20	L, 35-14	Tallahassee, Florida
Sept. 18, 1976	at Texas	No. 19	L, 17-14	Austin, Texas
Sept. 27, 1975	at Oklahoma St.	No. 17	L, 61-7	Stillwater, Oklahoma
Nov. 2, 1974	vs. San Diego St.	No. 20	W, 14-9	Denton, Texas
Oct. 28, 1972	at Arkansas	No. 18	L, 42-16	Fayetteville, Arkansas
Oct. 26, 1968	at Arkansas	No. 16	L, 17-15	Fayetteville, Arkansas
Oct. 23, 1965	at Arkansas	No. 1	L, 55-20	Little Rock, Arkansas
Sept. 22, 1956	at Ole Miss	No. 13	L, 45-0	Oxford, Mississippi
Sept. 17, 1954	at Ole Miss	No. 10	L, 35-12	Oxford, Mississippi
Oct. 3, 1953	at Mississippi St.	No. 11	L, 21-6	Starkville, Mississippi
Nov. 7, 1953	at Ole Miss	No. 12	L, 35-12	Oxford, Mississippi
Sept. 16, 1950	at Kentucky	No. 13	L, 25-0	Lexington, Kentucky
Oct. 9, 1948	at Nevada	No. 19	L, 48-7	Reno, Nevada

#-North Texas home game

\$-SMU home game

\*\*-game later forfeited to North Texas\*\*

Totals: 1-41

Home: 1-2

Away: 0-39

## ↳ Streaks

### Longest Winning Streak In School History

1. 1932-33 9 games
2. 2003, Sept. 27 thru Dec. 16 8 games
- 1959, Sept. 17 thru Nov. 14 8 games
- 1947-48, Oct. 4 thru Jan. 1 8 games
5. four different times, most recent 2004 7 games

### Longest Losing Streak In School History

1. 2008, Aug. 30 thru Oct. 25 8 games
- 1984, Sept. 15 thru Nov. 10 8 games
3. 1972, Sept. 16 thru Nov. 4 7 games
- 2005-06, Oct. 22 thru Sept. 9 7 games
5. Twice, most recent 2009 6 games



# RECORDS

↳ all-time results

## ↳ The J. W. Pender Era 3-4 Career

### 1913 (0-1)

L.....TCU.....0-13

### 1914 (3-3)

L.....TCU.....0-40  
L.....at SE Oklahoma.....0-39  
W.....at Burleson College.....25-0  
W.....DALLAS UNIVERSITY.....13-2  
L.....TERRELL ACADEMY.....0-6  
W.....at Sam Houston.....18-0

## ↳ The J.W. St. Clair Era 20-10-2

### 1915 (4-1)

W.....at Sam Houston.....6-0  
W.....DECATUR BAPTIST.....75-0  
W.....at Texas State.....14-0  
W.....at Decatur Baptist.....53-0  
L.....at Dallas University.....0-6

### 1916 (4-3-1)

W.....SE OKLAHOMA.....6-0  
W.....at Decatur Baptist.....12-0  
L.....at Dallas University.....0-42  
L.....at Trinity.....7-12  
T.....at Texas State.....0-0  
W.....THORP SPRINGS.....48-0  
L.....MERIDIAN.....12-13  
W.....EAST TEXAS STATE.....40-7

### 1917 (6-1)

10/1.....L.....at Burleson College.....0-14  
10/8.....W.....at Hardin Simmons.....14-8  
10/15.....W.....SE OKLAHOMA.....27-0  
10/29.....W.....at Austin College.....19-13  
11/5.....W.....at Decatur Baptist.....48-0  
11/19.....W.....DALLAS UNIVERSITY...13-0  
11/23.....W.....MERIDIAN.....25-7

### 1918 (1-2-1)

L.....AUSTIN COLLEGE.....7-9  
L.....at TCU.....0-39  
T.....at SE Oklahoma.....7-7  
W.....DECATUR BAPTIST.....25-3

### 1919 (5-3)

10/4.....W.....at TCU.....14-6  
10/11.....W.....DALLAS UNIVERSITY...87-6  
10/18.....W.....at Tarleton State.....44-0  
10/25...W.....SE OKLAHOMA.....53-6  
11/1.....L.....at Hardin-Simmons.....0-23  
11/8.....L.....at Burleson College.....0-16  
11/15.....L.....at Austin College\*.....0-1  
11/22.....W.....at Edmond Normal.....35-6  
\*Forfeit

## ↳ The Theron J. Fouts Era 23-14-2 Career

### 1920 (7-1)

W.....at Burleson College.....48-12  
W.....at Hardin-Simmons.....7-6  
W.....OKLAHOMA BAPTIST.....29-0  
W.....MERIDIAN.....41-0  
W.....SE OKLAHOMA.....47-0  
L.....at Tarleton State.....7-20  
W.....BAYLOR FRESHMAN.....28-0  
W.....TEXAS STATE.....20-6

### 1921 (3-3)

W.....at UTA.....41-6  
L.....HARDIN-SIMMONS.....0-6  
L.....TARLETON STATE.....0-13  
W.....at Wesley College.....33-6  
W.....BURLESON COLL.....61-12  
L.....at Texas State.....0-14

### 1922 (5-2-1)

L.....Baylor.....0-55  
L.....at SMU.....0-66  
W.....at Burleson College.....13-9  
T.....UT-Arlington.....7-7  
W.....East Texas State.....30-0  
W.....TRINITY.....13-6  
W.....UTA.....6-0  
W.....TEXAS STATE.....16-13

### 1923 (3-5)

L.....at SMU.....0-41  
L.....at Baylor.....7-33  
L.....UTA.....12-30  
L.....at Trinity.....0-6  
W.....SAM HOUSTON.....18-6  
W.....WEST TEXAS STATE.....14-6  
L.....at Austin College.....0-28  
W.....at Texas State.....12-7

### 1924 (5-3-1)

L.....at SMU.....3-7  
L.....at Baylor.....0-30  
W.....at Decatur Baptist.....15-3  
W.....at Daniel Baker.....10-0  
L.....TEXAS STATE.....6-10  
W.....at Sam Houston.....7-0  
W.....at Hardin-Simmons.....12-7  
W.....at West Texas State.....14-7  
T.....TRINITY.....0-0

## ↳ The John B. Reid Era 16-18-3 Career

### 1925 (6-4)

9/26.....L.....at SMU.....0-48  
10/3.....L.....at Baylor.....6-20  
10/10...W.....at Decatur Baptist.....27-0  
10/17...W.....at Stephen F. Austin.....10-0  
10/23...W.....E. TEXAS STATE.....33-13  
10/30...W.....at West Texas State.....6-0  
11/6.....L.....at Hardin-Simmons.....0-10  
11/11...W.....DANIEL BAKER.....13-8  
11/19...W.....at Texas State.....10-6  
11/26...L.....TRINITY.....6-16

### 1926 (5-3-1)

9/24.....L.....at SMU.....0-42  
.....W.....DECATUR BAPTIST.....16-0  
.....W.....at Stephen F. Austin.....9-6  
10/23...L.....ABILENE CHRISTIAN..10-13  
10/30...W.....WEST TEXAS STATE.....16-3  
.....T.....HARDIN SIMMONS.....7-7  
.....W.....at East Texas State.....21-7  
11/18...W.....TEXAS STATE.....13-12  
.....L.....at Trinity.....7-14

### 1927 (1-6-2)

L.....at SMU.....0-68  
L.....at Hardin-Simmons.....0-14  
W.....DECATUR BAPTIST.....12-0  
T.....STEPHEN F. AUSTIN.....12-12  
L.....ABILENE CHRISTIAN.....0-33  
L.....at Texas State.....0-38  
L.....at McMurry.....0-15  
T.....EAST TEXAS STATE.....7-7  
L.....at Trinity.....0-37

### 1928 (4-5)

L.....at SMU.....6-33  
L.....at Baylor.....0-40  
W.....DECATUR BAPTIST.....33-0  
W.....at Stephen F. Austin.....14-7  
W.....TEXAS STATE.....17-0  
L.....at Texas A&M.....0-44  
L.....at East Texas State.....12-13  
L.....MCMURRY.....0-2  
W.....at Austin College.....6-0

## ↳ The Jack Sisco Era 74-37-10 Career

### 1929 (4-3-2)

L.....at SMU.....3-13  
L.....at TCU.....0-25  
W.....at Decatur Baptist.....97-0  
W.....STEPHEN F. AUSTIN.....31-0  
W.....at Trinity.....7-0  
L.....at Baylor.....0-32  
W.....EAST TEXAS STATE.....34-0  
T.....at Texas State.....0-0  
T.....at Sam Houston.....6-6

### 1930 (5-4-1)

9/20.....L.....TCU.....0-47  
9/27.....L.....at Baylor.....0-33  
10/3.....L.....at Austin College.....0-6  
10/10...T.....at Southwestern.....13-13  
10/17...W.....TRINITY.....9-6  
10/24...W.....at Abilene Christian.....20-12  
11/1.....W.....at Stephen F. Austin.....13-6  
11/11...W.....at East Texas State.....19-0  
11/18...L.....at Sam Houston.....0-13  
11/28...W.....TEXAS STATE.....13-0

## TIAA Conference Champions

### 1931 (8-3)

9/19.....L.....at TCU.....6-33  
9/26.....L.....at SMU.....0-13  
10/2.....W.....AUSTIN COLLEGE.....21-6  
10/9.....W.....at Southwestern.....25-0  
10/17...L.....TRINITY.....0-7  
10/23...W.....at Abilene Christian.....6-0  
10/31...W.....STEPHEN F. AUSTIN.....33-0  
11/11...W.....at East Texas State.....13-0  
11/16...W.....SAM HOUSTON.....19-0  
11/25...W.....at Texas State.....20-0  
12/8.....W.....DANIEL BAKER.....32-13

## Lone Star Conference Champions

### 1932 (8-1-1)

L.....at TCU.....2-14  
T.....at SMU.....0-0  
W.....AUSTIN COLLEGE.....54-0  
W.....at Southwestern.....20-0  
W.....ABILENE CHRISTIAN.....13-0  
W.....STEPHEN F. AUSTIN.....31-0  
W.....at Sam Houston St.....7-6  
W.....at East Texas State.....27-6  
W.....at Trinity.....20-0  
W.....TEXAS STATE.....6-0

### 1933 (3-4-2)

W.....at SMU.....7-0  
L.....TCU.....0-13  
T.....SOUTHWESTERN.....0-0  
L.....at Abilene Christian.....0-6  
W.....at Stephen F. Austin.....22-6  
L.....at Sam Houston.....7-19  
L.....EAST TEXAS STATE.....0-6  
W.....TRINITY.....13-0  
T.....at Texas State.....0-0

### 1934 (5-4)

9/22.....L.....at SMU.....0-33  
9/29.....L.....at TCU.....0-27  
10/5.....W.....at Southwestern.....6-0  
10/15...W.....ABILENE CHRISTIAN.....6-0  
10/26...W.....STEPHEN F. AUSTIN.....14-0  
11/1.....L.....at Sam Houston.....0-7  
11/9.....L.....at East Texas State.....0-3  
11/16...W.....TRINITY.....21-9  
11/23...W.....at Texas State.....3-0

## Lone Star Conference Co-Champions

### 1935 (5-3-1)

9/21.....L.....at SMU.....0-29  
9/28.....L.....at TCU.....11-28  
10/4.....W.....SOUTHWESTERN.....34-0  
10/11...T.....at Abilene Christian.....13-13  
10/25...L.....at Stephen F. Austin.....7-9  
11/1.....W.....SAM HOUSTON.....20-0  
11/8.....W.....EAST TEXAS STATE.....30-6  
11/15...W.....at Trinity.....13-8  
11/22...W.....at Texas State.....6-0

## Lone Star Conference Champions

### 1936 (6-2-1)

9/26.....L.....at SMU.....0-6  
10/3.....L.....at Southwestern.....7-12  
10/9.....W.....ABILENE CHRISTIAN.....18-0  
10/16...W.....STEPHEN F. AUSTIN.....27-7  
10/22...T.....at Austin College.....0-0  
10/30...W.....at Sam Houston.....27-7  
11/6.....W.....at East Texas State.....6-0  
11/13...W.....TRINITY.....26-6  
11/20...W.....TEXAS STATE.....14-0

### 1937 (4-4-2)

9/18.....L.....AUSTIN COLLEGE.....0-6  
9/25.....L.....at SMU.....3-14  
10/1.....L.....SOUTHWESTERN.....6-7  
10/8.....W.....ABILENE CHRISTIAN..22-14  
10/16...T.....at McMurry.....0-0  
10/23...T.....at Stephen F. Austin.....6-6  
10/29...W.....SAM HOUSTON.....13-6  
11/5.....W.....at Texas State.....10-3  
11/12...W.....at Trinity.....14-7  
11/20...L.....EAST TEXAS STATE.....0-20

### 1938 (7-4)

9/18.....W.....at Howard Payne.....13-0  
9/24.....L.....at SMU.....7-34  
10/1.....W.....at Southwestern.....27-6  
10/8.....L.....at Abilene Christian.....0-6  
10/14...W.....MCMURRY.....46-7  
10/21...W.....STEPHEN F. AUSTIN.....27-6  
10/28...L.....at Sam Houston.....0-18  
11/4.....W.....at Texas State.....7-6  
11/12...W.....at Austin College.....32-2  
11/19...L.....at East Texas State.....3-7  
12/2.....W.....PITTSBURG STATE.....28-0

## Lone Star Conference Champions

### 1939 (6-1)

9/23.....W.....at Abilene Christian.....9-0  
10/7.....L.....at SMU.....0-16  
10/20...W.....at Stephen F. Austin.....14-0  
10/29...W.....SAM HOUSTON.....24-13  
11/3.....W.....at Texas State.....26-0  
11/11...W.....AUSTIN COLLEGE.....27-0  
11/18...W.....EAST TEXAS STATE.....16-13



## Lone Star Conference Champions

### 1940 (6-3)

9/21.....L..... at Abilene Christian..... 13-19
9/28.....L..... at Baylor..... 20-27
10/5.....L..... at SMU..... 7-20
10/11...W... ARK-MONTICELLO..... 79-0
10/18...W... STEPHEN F. AUSTIN..... 27-0
10/25...W... at Sam Houston..... 7-6
11/1.....W... TEXAS STATE..... 22-0
11/8.....W... AUSTIN COLLEGE..... 14-0
11/16...W... at East Texas State..... 10-7

## Lone Star Conference Champions

### 1941 (7-1)

9/27.....L..... at SMU..... 0-54
10/4.....W... at Hardin-Simmons..... 7-3
10/10...W... ARKANSAS A&M..... 60-0
10/17...W... at Stephen F. Austin..... 28-0
10/24...W... SAM HOUSTON..... 19-0
10/31...W... at Texas State..... 10-6
11/7.....W... AUSTIN COLLEGE..... 26-6
11/15...W... EAST TEXAS STATE..... 15-8

### ↳ The Lloyd Russell Era

#### 3-5-4 Career

### 1942 (3-5)

9/18.....L..... at Howard Payne..... 0-14
9/26.....L..... at SMU..... 7-26
10/3.....L..... at Hardin-Simmons..... 0-34
10/10...W... FORT HOOD..... 47-0
10/24...L..... at Sam Houston..... 20-21
10/30...W... TEXAS STATE..... 10-6
11/6.....W... AUSTIN COLLEGE..... 32-12
11/13...L..... at East Texas State..... 7-16

### 1943-45

(North Texas did not have a football team because of World War II)

### ↳ The Odus Mitchell Era

#### 122-85-9

## Lone Star Conference Champions

### 1946 (7-3-1)

9/21.....L..... at Texas A&M..... 0-47
9/28.....W... AUSTIN COLLEGE..... 14-0
10/5.....L..... at Abilene Christian..... 0-6
10/12...W... at Fort Sam Houston..... 23-7
10/19...L..... SAM HOUSTON..... 0-12
10/26...W... at Stephen F. Austin..... 9-0
11/2.....W... at Southwest Texas..... 6-0
11/9.....T ... at McMurry..... 7-7
11/16...W... at Houston..... 7-3
11/23...W... EAST TEXAS STATE..... 47-7
12/21...W... Pacific #..... 14-13

# Optimist Bowl (Houston, Texas)

## Lone Star Conference Champions

### 1947 (10-2)

9/13.....W... at Midwestern..... 27-6
9/20.....W... BROOKE GEN. HOSP..... 44-0
9/27.....L..... at Arkansas..... 0-12
10/4.....W... at Florida..... 20-12
10/18...W... STEPHEN F. AUSTIN..... 13-7
10/25...W... at Sam Houston..... 27-0
11/1.....W... TEXAS STATE..... 27-7
11/7.....W... at Trinity..... 33-7
11/15...W... HOUSTON..... 33-0
11/22...W... at East Texas State..... 12-6
11/27...W... at Chattanooga..... 14-7
1/1.....L..... at Nevada #..... 6-13

# Salad Bowl (Phoenix, Ariz.)

### 1948 (6-4)

9/17.....L..... at Oklahoma City..... 6-14
9/25.....W... RANDOLPH FIELD..... 86-0
10/2.....W... at West Texas State..... 20-7
10/9.....L..... at #19 Nevada..... 7-48
10/16...W... at Stephen F. Austin*..... 19-6
10/23...W... SAM HOUSTON*..... 37-7
10/30...L..... at Texas State*..... 14-24
11/6.....W... TRINITY..... 27-12
11/13...L..... at Houston..... 6-8
11/20...W... EAST TEXAS ST.* (HC) .. 27-7

### 1949 (8-4)

9/10.....W... at Howard Payne..... 34-14
9/17.....L..... at Hardin-Simmons..... 7-13
9/24.....L..... at Arkansas..... 19-33
9/30.....W... at Oklahoma City..... 26-7
10/8.....L..... MIDWESTERN*..... 17-20
10/15...W... STEPHEN F. AUSTIN..... 25-6
10/22...W... at Sam Houston St..... 41-14
10/29...W... TEXAS STATE..... 41-7
11/5.....W... at Trinity*..... 32-21
11/12...W... HOUSTON* (HC)..... 28-23
11/19...W... at East Texas State..... 59-6
11/24...L..... at Nevada..... 7-28

## Gulf Coast Conference

### Co-Champions

### 1950 (7-2-1)

9/16.....L..... at #13 Kentucky..... 0-25
9/23.....W... at East Texas State..... 42-20
9/30.....L..... at Arkansas..... 6-50
10/7.....W... at SW Oklahoma..... 76-6
10/13...T ... at Midwestern..... 7-7
10/21...W... at Chattanooga..... 19-14
11/4.....W... TRINITY..... 35-6
11/11...W... at Houston..... 16-13
11/18...W... NEVADA..... 34-21
11/25...W... at Fresno State..... 31-12

## Gulf Coast Conference

### Champions

### 1951 (8-4)

9/15.....W... at Lamar..... 54-6
9/22.....W... at UTEP..... 33-0
9/29.....W... at Sul Ross..... 62-6
10/5.....W... EAST TEXAS STATE..... 48-7
10/12...W... at West Texas State..... 42-14
10/19...L..... CARSWELL AFB..... 6-13
10/27...L..... at Pacific..... 0-34
11/3.....W... at Trinity..... 32-0
11/10...W... MIDWESTERN..... 61-0
11/17...W... FRESNO STATE..... 62-0
11/22...L..... at UT-Chattanooga..... 20-32
12/5.....L..... HOUSTON..... 14-20

## Gulf Coast Conference Champions

### 1952 (7-3)

9/20.....W... at UTEP..... 27-14
9/27.....W... NORTH DAKOTA #..... 55-0
10/4.....L..... at Dayton..... 14-20
10/11...L..... at Mississippi State..... 0-14
10/18...L..... HARDIN-SIMMONS..... 13-28
10/25...W... at Memphis..... 38-14
11/1.....W... TRINITY..... 34-7
11/8.....W... TEXAS TECH..... 34-19
11/15...W... CARSWELL AFB..... 28-14
11/27...W... at Midwestern..... 33-7

# First game at Fouts Field

### 1953 (3-6-1)

9/26.....L..... ARIZONA STATE..... 0-14
10/3.....L..... at #11 Mississippi State..... 6-21
10/9.....W... SAN DIEGO NAVY..... 27-12
10/17...W... MIDWESTERN..... 39-7
10/24...L..... at UTEP..... 21-26
10/31...T ... at San Jose State..... 13-13
11/7.....L..... at #12 Mississippi..... 7-40
11/14...W... WEST TEXAS STATE..... 38-6
11/21...L..... at Hardin-Simmons..... 10-14
11/28...L..... at Trinity..... 6-14

### 1954 (4-6)

9/17.....L..... at #10 Mississippi..... 12-35
10/2.....W... SOUTHERN MISS..... 15-7
10/9.....W... HARDIN-SIMMONS..... 20-7
10/15...L..... at UT-Chattanooga..... 19-20
10/23...L..... UTEP..... 0-6
10/30...L..... SAN JOSE STATE..... 20-27
11/6.....L..... at Mississippi State..... 26-48
11/13...W... at Arizona State..... 20-13
11/20...L..... TRINITY..... 0-13
11/24...W... at Midwestern..... 19-0

## Gulf Coast Conference

### Co-Champions

### 1955 (5-4-1)

9/24.....T ... at UTEP..... 7-7
10/1.....L..... at Mississippi..... 0-33
10/8.....L..... at S. Mississippi..... 0-26
10/15...W... Hardin-Simmons \$..... 30-19
10/22...W... MIDWESTERN..... 40-13
10/29...L..... at Mississippi State..... 7-20
11/5.....L..... CHATTANOOGA..... 6-14
11/12...W... MCMURRY..... 38-21
11/19...W... EMPORIA STATE..... 62-0
12/3.....W... TRINITY..... 7-6

\$ game played in Odessa, TX

## Gulf Coast Conference

### Co-Champions

### 1956 (7-2-1)

9/22.....L..... at #13 Mississippi..... 0-45
9/29.....L..... at Arizona State..... 7-27
10/6.....W... SAN DIEGO NAVY..... 65-6
10/13...W... at Midwestern..... 14-7
10/20...W... UTEP..... 13-6
10/26...W... at Youngstown..... 19-12
11/3.....T ... TRINITY..... 7-7
11/10...W... MCMURRY..... 23-7
11/17...W... ABILENE CHRISTIAN..... 20-7
11/24...W... at Chattanooga..... 20-7

## 1957 (5-5)

9/21.....L..... at UTEP..... 13-14
9/28.....L..... OKLAHOMA STATE* .. 19-25
10/5.....L..... DRAKE*..... 6-19
10/12...L..... at Abilene Christian..... 20-28
10/19...W... at Tulsa*..... 14-12
10/26...W... at San Jose State..... 12-6
11/2.....L..... at Trinity *..... 13-26
11/9.....W... UT-CHATTANOOGA..... 12-0
11/16...W... YOUNGSTOWN..... 68-13
11/23...W... MCMURRY..... 14-7

## Missouri Valley Conference Champions

### 1958 (7-2-1)

9/20.....W... UTEP..... 26-8
9/27.....L..... at Oklahoma State..... 14-21
10/4.....T ... NEW MEXICO STATE..... 43-12
10/11...W... at Drake..... 42-0
10/18...W... at BYU..... 12-6
10/25...W... TULSA*..... 8-7
11/1.....T ... CINCINNATI*..... 8-8
11/8.....L..... at Wichita State*..... 13-15
11/15...W... HOUSTON*..... 10-6
11/22...W... at Louisville..... 21-10

## Missouri Valley Conference Champions

### 1959 (9-2)

9/17.....W... at Hardin-Simmons..... 46-24
9/26.....W... at UTEP..... 31-7
10/3.....W... WEST TEXAS STATE..... 28-6
10/10...W... at Cincinnati*..... 21-6
10/17...W... PENSACOLA NAVY..... 43-0
10/24...W... at Houston*..... 7-6
10/31...W... WICHITA STATE*..... 12-0
11/7.....W... LOUISVILLE (NT: #20)..... 39-7
11/14...L..... at Tulsa* (NT: #16)..... 6-17
11/21...W... DRAKE..... 62-2
12/31...L..... at New Mexico State#..... 8-28

# Sun Bowl (El Paso, Texas)

### 1960 (2-6-1)

9/24.....T ... UTEP..... 16-16
10/1.....L..... CINCINNATI*..... 0-21
10/8.....L..... MEMPHIS..... 0-44
10/15...L..... at West Texas State..... 6-14
10/22...W... DRAKE..... 29-7
10/29...L..... HOUSTON..... 16-41
11/5.....W... HARDIN-SIMMONS..... 26-19
11/12...L..... at Tulsa*..... 8-12
11/19...L..... at Wichita State*..... 6-34

### 1961 (5-4-1)

9/23.....W... at Hardin-Simmons..... 9-7
9/30.....W... BRIGHAM YOUNG..... 41-30
10/7.....T ... NEW MEXICO STATE .. 14-14
10/14...L..... L... WICHITA STATE*..... 14-26
10/21...W... TULSA*..... 23-12
10/28...L..... at Cincinnati*..... 9-21
11/4.....W... DRAKE..... 28-21
11/11...L..... at Memphis..... 0-41
11/18...L..... LOUISVILLE..... 0-20
11/25...W... at UTEP..... 24-14





# RECORDS

↳ all-time results

## 1962 (6-4)

9/22..... W... UTEP .....	19-6
9/29..... L..... MEMPHIS .....	6-14
10/6..... W... HARDIN-SIMMONS .....	29-8
10/13.... L..... at Tulsa.....	0-34
10/20.... W... CINCINNATI .....	14-8
10/27.... L..... at New Mexico State .....	12-48
11/3..... W... at Wichita State.....	9-7
11/10... W... WEST TEXAS STATE .....	20-13
11/17.... L..... at Louisville.....	10-14
11/24.... W... at Southern Illinois .....	55-30

## 1963 (3-6)

9/21..... L..... at UTEP .....	7-34
9/28..... W... LOUISVILLE .....	26-6
10/5..... L..... at West Texas State .....	16-38
10/12.... L..... at Memphis .....	0-21
10/19... L..... TULSA .....	21-22
10/26.... W... WICHITA STATE .....	7-3
11/2..... L..... at Abilene Christian .....	6-20
11/9..... L..... at Cincinnati .....	7-39
11/16... W... HARDIN-SIMMONS .....	18-12

## 1964 (2-7-1)

9/19..... T .... UTEP .....	0-0
9/26..... L..... BOWLING GREEN .....	7-21
10/3..... W... at Louisville* .....	22-0
10/10.... L..... WEST TEXAS STATE .....	13-21
10/17... W... NEW MEXICO STATE .....	7-13
10/24.... L..... at San Diego Marines.....	3-16
10/31.... W... at Southern Illinois .....	14-13
11/7..... L..... CINCINNATI* .....	6-27
11/14.... L..... at Tulsa* .....	0-47
11/21.... L..... at Wichita State* .....	6-14

## 1965 (3-7)

9/18..... L..... at UTEP .....	15-61
9/25..... W... PARSONS COLLEGE .....	26-7
10/2..... L..... LOUISVILLE* .....	21-29
10/9..... L..... at Tampa .....	14-17
10/16.... L..... TULSA* .....	20-27
10/23.... L..... at #1 Arkansas\$ .....	20-55
10/30.... W... at Cincinnati* .....	28-24
11/6..... W... WICHITA STATE* .....	24-21
11/13.... L..... MEMPHIS .....	0-28
11/20.... L..... at New Mexico State .....	13-43

\$ Played in Little Rock, Ark.

## Missouri Valley Conference Champions

### 1966 (8-2)

9/17..... W... NEW MEXICO STATE .....	25-21
9/24..... W... UTEP .....	12-9
10/1..... W... at Louisville* .....	20-19
10/8..... W... TAMPA .....	41-6
10/15.... L..... at Tulsa* .....	27-30
10/22... W... SOUTHERN ILLINOIS.....	53-6
10/29.... L..... at Drake .....	13-17
11/5..... W... CINCINNATI* .....	35-13
11/12.... W... at Wichita State* .....	30-13
11/19... W... UT-CHATTANOOGA .....	42-7

## ↳ The Rod Rust Era 29-32-1 Career

### Missouri Valley Conference

#### Champions

### 1967 (7-1-1)

9/23..... W... DRAKE .....	31-0
9/30..... W... LOUISVILLE* .....	30-28
10/7..... T .... at New Mexico.....	31-31
10/14... W... COLORADO STATE .....	21-10
10/21.... W... at Southern Illinois .....	37-0
10/28.... W... at Cincinnati* .....	34-14
11/11... W... WICHITA STATE* .....	20-14
11/18... W... TULSA* .....	54-12
11/25... L..... at Memphis .....	20-29

### 1968 (8-2)

9/21..... W... NEW MEXICO STATE .....	47-20
9/28..... W... at Colorado State.....	17-12
10/5..... L..... MEMPHIS* .....	12-30
10/12... W... N. MICHIGAN .....	17-3
10/19... W... at Tulsa* .....	20-17
10/26.... L..... at #16 Arkansas .....	15-17
11/2..... W... CINCINNATI* .....	55-34
11/9..... W... at UTEP .....	34-31
11/16... W... at Louisville* .....	36-14
11/23.... W... at Wichita State* .....	44-6

### 1969 (7-3)

9/20..... W... UL LAFAYETTE.....	40-6
9/27..... L..... at Memphis* .....	13-15
10/4..... L..... at Drake .....	23-27
10/11... W... WEBER STATE .....	35-13
10/18.... W... at New Mexico State .....	30-12
10/25... W... LOUISVILLE* .....	31-13
11/1..... W... at Cincinnati* .....	31-30
11/8..... W... WICHITA STATE* .....	47-0
11/15... W... TULSA* .....	42-16
11/22.... L..... at San Diego State.....	24-42

### 1970 (3-8)

9/12..... L..... at BYU .....	7-10
9/19..... L..... SAN DIEGO STATE .....	0-23
9/26..... L..... at Louisville.....	2-13
10/3..... W... DRAKE .....	37-13
10/10.... L..... at Tampa .....	7-18
10/17.... W... at West Texas State .....	11-10
10/24... L..... MEMPHIS .....	7-28
10/31... L..... NEW MEXICO STATE .....	31-32
11/7..... L..... CINCINNATI .....	10-30
11/21.... W... at Wichita State.....	41-24
12/5..... L..... at Tulsa.....	20-26

### 1971 (3-8)

9/10..... L..... BYU % .....	13-41
9/18..... L..... at Weber State.....	0-20
9/25..... L ..... at New Mexico State* .....	0-10
10/9..... L..... AKRON.....	6-20
10/16... W... LOUISVILLE* # .....	20-17
10/23.... L..... at Arkansas.....	21-60
10/30... W... DRAKE* .....	21-12
11/6..... L..... at Cincinnati .....	7-40
11/13.... L..... at Memphis* .....	8-47
11/20... W... WICHITA STATE* # .....	31-10
12/4..... L..... at San Diego State.....	28-44

% game played at Cotton Bowl (Dallas, Texas)  
# game played at Texas Stadium (Irving, Texas)

## 1972 (1-10)

9/16..... L..... at Long Beach State.....	21-24
9/23..... L..... SAN DIEGO STATE # .....	0-25
9/30..... L..... at Drake* .....	8-54
10/7..... L..... at Wichita State* .....	6-23
10/14.... L..... at Louisville* .....	6-56
10/21... L..... MEMPHIS* # .....	6-7
10/28.... L..... at #18 Arkansas .....	16-42
11/4..... W... CINCINNATI # .....	27-25
11/11... L..... NEW MEXICO ST* .....	22-36
11/18... L..... W. TEXAS ST* # .....	14-17
11/25... L..... at Tulsa* .....	22-45

# game played at Texas Stadium

## ↳ The Hayden Fry Era 40-23-3 Career

### Missouri Valley Conference

#### Champions

### 1973 (5-5-1)

9/8..... L..... UTA # .....	7-31
9/15..... L..... at Memphis .....	3-24
9/22..... W... WEST TEXAS STATE* .....	32-15
9/29..... T .... LONG BEACH STATE .....	0-0
10/13.... W... at Louisville* .....	7-6
10/20... W... DRAKE* .....	19-7
10/27.... W... at New Mexico State* .....	27-7
11/3..... L..... at Cincinnati .....	3-52
11/10... W... WICHITA STATE* .....	31-21
11/17... L..... TULSA* .....	15-24
11/24.... L..... at San Diego State.....	9-56

# game played at Texas Stadium (Irving, Texas)

### 1974 (2-7-2)

9/14..... L..... SMU # .....	6-7
9/21..... L..... at Tulsa.....	6-31
9/28..... L..... LAMAR .....	7-27
10/5..... T .... at Drake* .....	24-24
10/12... L..... LOUISVILLE* .....	10-24
10/19... W... NEW MEXICO STATE* .....	24-19
10/26... L..... MEMPHIS .....	0-41
11/2..... W... #20 SAN DIEGO STATE..	14-9
11/9..... T .... at Wichita State* .....	10-10
11/16.... L..... at West Texas State* .....	14-21
11/23... L..... LONG BEACH STATE .....	19-35

# game played at Texas Stadium (Irving, Texas)

### 1975 (7-4)

9/4..... W... UTA # .....	27-14
9/13.... W... at Drake .....	7-3
9/20..... L..... at San Diego State.....	12-30
9/27..... L..... at #17 Oklahoma State.....	7-61
10/4..... L..... at Memphis .....	19-21
10/11... W... HOUSTON # .....	28-0
10/18.... L..... at Mississippi State .....	12-15
10/25... W... at Tennessee .....	21-14
11/8..... W... CAL POLY POMONA .....	27-17
11/15.... W... at New Mexico State .....	24-20
11/29... W... WEST TEXAS STATE .....	16-15

# game played at Texas Stadium (Irving, Texas)

## 1976 (7-4)

9/4..... L..... at Mississippi State + .....	0-7
9/11..... W... UTA .....	24-7
9/18..... L..... at #19 Texas .....	14-17
9/25..... L..... SMU# .....	31-38
10/2..... L..... at Oklahoma State.....	10-16
10/9..... W... at Cal Poly Pomona .....	21-10
10/16.... W... at West Texas State .....	10-7
10/23.... W... at New Mexico State .....	25-14
10/30.... W... at Louisiana Tech\$ .....	14-8
11/13... L..... FLORIDA STATE .....	20-21
11/20... W... DRAKE .....	63-0

+ game forfeited to North Texas  
\$ game played at Texas Stadium (Irving, Texas)  
# game played in Shreveport, La.

## 1977 (10-1)

9/3..... L..... at #16 Mississippi State + .....	15-17
9/10..... W... at UTEP .....	41-10
9/17..... W... SMU # .....	24-13
9/24..... W... WEST TEXAS STATE .....	31-20
10/1..... W... at Richmond .....	47-14
10/8..... W... at Southern Miss .....	27-16
10/15... W... UTA # .....	15-4
10/22.... W... at Memphis State.....	20-19
10/29.... L..... at #20 Florida State .....	14-35
11/5..... W... NEW MEXICO STATE .....	45-17
11/19... W... at Louisiana Tech .....	41-14

# game played at Texas Stadium (Irving, Texas)  
+ game forfeited to North Texas

## 1978 (9-2)

9/2..... W... UTEP .....	49-0
9/9..... L..... MISSISSIPPI STATE # .....	5-17
9/16..... W... UTA # .....	28-23
9/23.... W... at New Mexico State .....	22-21
10/30.... W... OKLAHOMA STATE # .....	12-7
10/7..... W... at West Texas State .....	35-0
10/14.... L..... at #12 Texas.....	16-26
10/28.... W... at Louisiana Tech .....	16-14
11/4..... W... SOUTHERN MISS.....	25-12
11/11... W... ULM .....	28-6
11/18... W... MEMPHIS .....	41-24

# game played at Texas Stadium

## The Jerry Moore Era 11-11 Career

### 1979 (5-6)

9/1..... W... UTEP .....	35-0
9/8..... L..... at Oklahoma State.....	7-25
9/15.... W... UTA # .....	19-14
9/22.... L..... #18 SMU # .....	9-20
9/29.... L..... at Kansas.....	18-37
10/6..... L..... at Southern Miss .....	10-30
10/13... W... NEW MEXICO STATE .....	21-7
10/20... W... WEST TEXAS STATE .....	28-14
10/27.... L..... at Memphis .....	0-22
11/3..... W... at Louisiana Tech .....	19-17
11/17... L..... at East Carolina .....	16-49

# game played at Texas Stadium (Irving, Texas)



## 1980 (6-5)

9/6..... W... at UTA .....	31-14
9/13..... L..... SMU #.....	9-28
9/20..... W... at UTEP .....	35-15
9/27..... L..... at Houston.....	20-24
10/4..... W... UL LAFAYETTE.....	22-20
10/11..... L..... at Tulsa.....	27-28
10/18..... W... at Memphis.....	29-10
11/1..... W... at New Mexico State.....	38-28
11/8..... L..... at #13 BYU.....	23-41
11/15... W... ULM .....	26-18
11/22..... L..... at Miami .....	8-26

# game played at Texas Stadium (Irving, Texas)

## ↳ The Bob Tyler Era 2-9 Career

## 1981 (2-9)

9/5..... L..... at Kentucky.....	6-28
9/12..... L..... SMU#.....	7-34
9/19..... L..... at #9 Texas.....	10-23
9/26..... L..... at UL Lafayette.....	11-34
10/3..... L..... OKLAHOMA STATE %.....	0-9
10/10... W... NEW MEXICO STATE.....	38-16
10/24... L..... UTA%.....	6-7
10/31... L..... SOUTHERN MISS.....	0-22
11/7..... L..... at Auburn.....	0-20
11/14... W... at ULM.....	17-14
11/28... L..... at San Jose State.....	16-28

# game played at Texas Stadium (Irving, Texas)  
% game played at Cotton Bowl (Dallas, Texas)

## ↳ The Corky Nelson Era 48-52-1 Career

## 1982 (2-9)

9/4..... L..... at Baylor .....	17-21
9/11..... L..... at Oklahoma State.....	6-27
9/18..... L..... ULM .....	15-38
9/25..... L..... UL LAFAYETTE.....	14-31
10/2..... L..... at #7 SMU .....	10-38
10/9..... W... at UTA .....	17-3
10/23... W... at West Texas State.....	22-24
10/30... L..... NEW MEXICO.....	17-20
11/6..... L..... at New Mexico State.....	19-30
11/13... W... at Richmond .....	22-13
11/20... L..... #20 TULSA.....	20-38

## Southland Conference Champions

## 1983 (8-4)

9/3..... W... WEST TEXAS STATE.....	32-3
9/10..... L..... at Oklahoma State.....	13-20
9/17..... W... NEW MEXICO STATE.....	49-3
9/24..... L..... at #2 Texas.....	6-26
10/1..... W... at New Mexico .....	18-8
10/8..... W... at Arkansas State*.....	17-0
10/15... W... at McNeese State*.....	17-10
10/22... L..... LOUISIANA TECH*.....	18-25
10/29... W... LAMAR*.....	10-0
11/5..... W... at ULM*.....	27-7
11/12... W... UTA*.....	52-15
11/19... L..... at Nevada #.....	17-20

# NCAA Div. I-AA Playoffs

## 1984 (2-9)

9/1..... W... ANGELO STATE.....	7-3
9/15..... L..... at Lamar .....	6-10
9/22..... L..... at #13 SMU #.....	6-24
9/29..... L..... at Louisiana Tech.....	12-17
10/6..... L..... at Arkansas State.....	9-14
10/13... L..... MCNEESE STATE.....	7-26
10/20... L..... at TCU.....	3-34
10/27... L..... TEXAS STATE.....	19-27
11/3..... L..... at Kentucky.....	7-31
11/10... W... ULM .....	10-3
11/17... L..... at UTA .....	0-22

# game played at Texas Stadium (Irving, Texas)

## 1985 (4-6-1)

9/7..... W... NORTHWESTERN STATE.....	34-14
9/14..... L..... at #8 Oklahoma State.....	9-10
9/21..... L..... at Texas Tech.....	7-28
9/28..... W... at Kansas State.....	22-10
10/5..... L..... LOUISIANA TECH.....	8-33
10/12... L..... at Arkansas State.....	0-56
10/19... L..... at TCU.....	10-14
10/26... T... at McNeese State.....	0-0
11/9..... W... LAMAR.....	20-0
11/16... L..... at ULM.....	17-18
11/23... W... UTA.....	23-20

## 1986 (6-4)

9/6..... W... at Texas State.....	7-0
9/20..... L..... at #16 Texas A&M.....	28-48
9/27..... W... MCNEESE STATE.....	21-13
10/4..... L..... at Louisiana Tech.....	10-17
10/11... W... NORTHWESTERN STATE.....	24-3
10/18... W... at TCU.....	24-20
10/25... W... at Lamar .....	33-13
11/1..... L..... at UNLV.....	26-27
11/8..... L..... ARKANSAS STATE.....	21-43
11/15... W... ULM .....	28-20

## 1987 (7-5)

9/5..... L..... at #1 Oklahoma .....	14-69
9/12..... W... TEXAS STATE.....	20-3
9/19..... W... at Northwestern State.....	15-13
9/26..... W... at McNeese State.....	38-16
10/3..... W... ABILENE CHRISTIAN.....	26-3
10/10... W... at Sam Houston.....	41-24
10/17... L..... at TCU.....	10-19
10/31... W... at Stephen F. Austin.....	1614
11/7..... L..... at Arkansas State.....	20-27
11/14... L..... at ULM.....	23-24
11/21... W... LOUISIANA TECH.....	10-5
11/28... L..... at ULM #.....	9-30

# NCAA Div. I-AA Playoffs (Monroe, La.)

## 1988 (8-4)

9/3..... W... at Texas Tech.....	29-24
9/17..... W... ARKANSAS STATE.....	49-21
9/24..... L..... at Texas.....	24-27
10/1..... W... E. WASHINGTON.....	51-0
10/8..... W... ULM .....	26-23
10/15... W... MCNEESE STATE.....	37-0
10/22... W... at Sam Houston St.....	24-3
10/29... L..... at Stephen F. Austin.....	10-17
11/5..... L..... NORTHWESTERN STATE.....	17-25
11/12... W... at Texas State.....	30-10
11/19... W... at Rice .....	33-17
11/25... L..... at Marshall #.....	0-7

# NCAA Div. I-AA Playoffs (Huntington, W.Va.)

## 1989 (5-6)

9/9..... W... ABILENE CHRISTIAN... 35-19	
9/16..... W... MURRAY STATE.....	28-14
9/23..... W... at Arkansas State.....	20-17
9/30..... L..... at Kansas State.....	17-20
10/7..... L..... at Northwestern State*.....	7-30
10/14... L..... STEPHEN F. AUSTIN* ..	16-35
10/21... L..... SAM HOUSTON*.....	6-14
10/28... L..... at SMU.....	9-35
11/4..... W... at McNeese State*.....	31-19
11/11... L..... TEXAS STATE*.....	20-25
11/18... W... at ULM*.....	28-25

## 1990 (6-5)

9/8..... W... ALCORN STATE.....	20-7
9/15..... W... ABILENE CHRISTIAN... 38-6	
9/22..... L..... at #12 Texas A&M.....	8-40
9/29..... L..... NORTHWESTERN STATE*18-28	
10/6..... W... SMU.....	14-7
10/13... W... at Stephen F. Austin*.....	31-24
10/20... L..... MCNEESE STATE*.....	14-16
10/27... L..... at Sam Houston St*.....	14-26
11/2..... W... ARKANSAS STATE.....	35-26
11/10... W... at Texas State*.....	16-15
11/24... L..... ULM*.....	15-16

## ↳ The Dennis Parker Era 11-21-1 Career

## 1991 (3-7-1)

9/7..... W... ABILENE CHRISTIAN... 24-0	
9/14..... L..... at #9 Oklahoma.....	2-40
9/21..... L..... at Nevada.....	0-72
9/28..... T... MISSOURI STATE.....	21-21
10/12... L..... at Northwestern State*.....	10-24
10/19... W... STEPHEN F. AUSTIN* ..	18-14
10/26... L..... SAM HOUSTON ST.*.....	6-14
11/2..... L..... at McNeese State*.....	3-41
11/9..... W... at Nicholls State*.....	24-19
11/16... L..... TEXAS STATE*.....	6-38
11/23... L..... at ULM*.....	21-44

## 1992 (4-7)

9/5..... W... ABILENE CHRISTIAN... 41-0	
9/12..... L..... at SMU.....	14-28
9/19..... L..... at Missouri State.....	10-35
9/26..... L..... at Texas.....	15-33
10/10... L..... NORTHWESTERN STATE.....	*34-37
10/17... W... at Stephen F. Austin*.....	21-11
10/24... L..... at Sam Houston St.*.....	14-34
10/31... L..... MCNEESE STATE*.....	25-26
11/7..... W... NICHOLLS STATE*.....	31-3
11/14... W... at Texas State *.....	13-10
11/21... L..... ULM*.....	25-47

## 1993 (4-7)

9/4..... L..... at #8 Nebraska.....	14-76
9/11..... L..... at Northern Arizona.....	23-24
9/18..... W... MISSOURI STATE.....	34-33
9/25..... W... ABILENE CHRISTIAN... 33-13	
10/9..... W... TEXAS STATE*.....	35-28
10/16... L..... at McNeese State*.....	17-18
10/23... L..... NORTHWESTERN STATE*37-38	
10/30... L..... at Sam Houston St.*.....	14-24
11/6..... L..... STEPHEN F. AUSTIN* ..	27-29
11/13... W... NICHOLLS STATE*.....	63-21
11/20... L..... at ULM.....	31-61

## ↳ The Matt Simon Era Career 18-26-1

## Southland Conference Champions

## 1994 (7-4-1)

9/1..... W... ABILENE CHRISTIAN ..	48-0
9/10..... W... at Missouri State.....	26-20
9/24..... L..... MONTANA.....	17-21
10/1..... L..... at Oklahoma State.....	34-36
10/8..... W... at Texas State*.....	27-14
10/15... W... MCNEESE STATE*.....	38-17
10/22... W... at Northwestern State*.....	28-25
10/29... W... SAM HOUSTON STATE*21-16	
11/4..... T... at Stephen F. Austin*.....	33-33
11/12... W... at Nicholls State*.....	31-17
11/19... L..... at ULM.....	20-38
11/26... L..... at Boise State #.....	20-24

# NCAA Div. I-AA Playoffs (Boise, Idaho)

## 1995 (2-9)

9/2..... L..... at Missouri.....	7-28
9/9..... L..... KANSAS #.....	10-27
9/16..... W... OREGON STATE.....	30-27
9/23..... L..... at #10 Oklahoma.....	10-51
10/7..... L..... at Nevada.....	24-56
10/14... L..... UAB.....	14-19
10/21... L..... at LSU.....	7-49
10/28... L..... at Alabama.....	19-38
11/4..... L..... at UNLV.....	24-34
11/11... W... IDAHO STATE.....	41-38
11/18... L..... at Louisville.....	14-57

# game played at Texas Stadium (Irving, Texas)

## 1996 (5-6)

9/7..... W... ILLINOIS STATE.....	20-14
9/14..... L..... at #18 Arizona State.....	7-52
9/21..... L..... at Texas A&M.....	0-55
9/28..... L..... ARMY#.....	10-27
10/5..... W... at Northern Illinois.....	24-21
10/12... L..... VANDERBILT.....	7-19
10/19... W... NEW MEXICO STATE*.....	13-0
10/26... L..... NEVADA*.....	13-40
11/2..... L..... at Utah State*.....	13-21
11/9..... W... at Boise State*.....	30-27
11/16... W... IDAHO*.....	24-17

# game played at Texas Stadium (Irving, Texas)

## 1997 (4-7)

8/30..... L..... at Vanderbilt.....	12-29
9/6..... L..... at Oregon State.....	7-33
9/13..... W... INDIANA STATE.....	41-6
9/20... W... at Texas Tech.....	30-27
9/27... L..... #22 TEXAS A&M#.....	10-36
10/4..... L..... at Idaho*.....	17-30
10/18... L..... BOISE STATE*.....	14-17
10/25... L..... at Nevada*.....	10-65
11/8..... W... at New Mexico State*.....	26-15
11/15... L..... at Army.....	14-25
11/22... W... UTAH STATE*.....	51-48

#game played at Texas Stadium (Irving, Texas)



# RECORDS

↳ all-time results

## ↳ The Darrell Dickey Era 42-64 Career

### 1998 (3-8)

9/5.....L..... at Oklahoma .....	9-37
9/12.....L..... TEXAS TECH #.....	0-30
9/19.....L..... at Arizona State .....	15-34
9/26.....L..... at #17 Texas A&M.....	9-28
10/10 ...W... BOISE STATE*.....	21-13
10/17 ...W... NEVADA*.....	27-21
10/24 ...L..... HOUSTON.....	9-31
10/31 ...L..... IDAHO*.....	23-41
11/7.....L..... at Kansas.....	14-23
11/14.....L..... at Utah State*.....	27-28
11/21 ...W... NEW MEXICO STATE*.....	19-11

# game played at Texas Stadium (Irving, Texas)

### 1999 (2-9)

9/2.....L..... UNLV .....	3-26
9/11.....L..... at LSU.....	0-52
9/18.....W... at Texas Tech.....	21-14
10/2.....L..... at Baylor .....	10-23
10/9.....L..... at Idaho*.....	10-28
10/16 ...W... BOISE STATE*.....	17-10
10/23 ...L..... ARKANSAS STATE*.....	10-14
10/30.....L..... at Nevada*.....	28-41
11/13.....L..... at TCU.....	3-27
11/20.....L..... at New Mexico State*.....	9-22
11/27 ...L..... UTAH STATE*.....	7-34

### 2000 (3-8)

8/31.....L..... BAYLOR.....	7-20
9/9.....L..... at Texas Tech.....	7-13
9/16.....L..... at UNLV .....	0-38
9/23.....L..... at #4 Kansas State.....	10-55
10/5.....W... SAMFORD.....	41-6
10/14 ...L..... UTAH STATE*.....	12-17
10/21 ...L..... at Boise State*.....	0-59
10/28.....W... at UL Lafayette .....	13-0
11/4.....L..... IDAHO*.....	14-16
11/11.....L..... at Arkansas State*.....	28-53
11/18 ...W... NEW MEXICO STATE*.....	30-23

## Sun Belt Conference Co-Champions

### 2001 (5-7)

9/1.....L..... TCU.....	5-19
9/8.....L..... at #3 Oklahoma.....	10-37
9/22.....L..... TEXAS TECH #.....	14-42
9/29.....L..... at South Florida.....	10-28
10/6.....L..... at ULM*.....	17-19
10/13 ...W... MIDDLE TENNESSEE*.....	24-21
10/20 ...W... ARKANSAS STATE*.....	45-0
11/3.....W... at New Mexico State*.....	22-20
11/10 ...W... UL LAFAYETTE*.....	42-17
11/17.....W... at Idaho*.....	50-27
12/1.....L..... at Troy State .....	16-18
12/18.....L..... Colorado State@.....	20-45

# game played at Texas Stadium (Irving, Texas)  
@ New Orleans Bowl  
(Louisiana Superdome, New Orleans, La.)

## Sun Belt Conference Champions

### 2002 (8-5)

8/31.....L..... at #4 Texas.....	0-27
9/7.....W... NICHOLLS STATE.....	23-0
9/14.....L..... at Alabama.....	7-33
9/21.....L..... at TCU.....	10-16
9/28.....L..... at Arizona.....	9-14
10/5.....L..... SOUTH FLORIDA.....	17-24
10/19.....W... at Arkansas State*.....	13-10
10/26.....W... at UL Lafayette*.....	27-0
11/2.....W... ULM*.....	41-2
11/9.....W... IDAHO*.....	10-0
11/16 ...W... NEW MEXICO STATE*.....	38-27
11/23.....W... at Middle Tennessee*.....	30-20
12/17.....W... Cincinnati@.....	24-19

@ New Orleans Bowl  
(Louisiana Superdome, New Orleans, La.)

## Sun Belt Conference Champions

### 2003 (9-4)

8/30.....L..... at #1 Oklahoma.....	3-37
9/6.....W... BAYLOR.....	52-14
9/13.....L..... at Air Force.....	21-34
9/20.....L..... at Arkansas.....	7-31
9/27.....W... UL LAFAYETTE*.....	44-23
10/11...W... at Idaho*.....	24-14
10/18 ...W... UTAH STATE*.....	37-27
10/25.....W... at Middle Tennessee*.....	33-28
10/30 ...W... TROY STATE.....	21-0
11/8.....W... at ULM*.....	28-26
11/15 ...W... ARKANSAS STATE*.....	58-14
11/17...W... at New Mexico State*.....	13-10
12/16...L..... Memphis@.....	17-27

@ New Orleans Bowl  
(Louisiana Superdome, New Orleans, La.)

## Sun Belt Conference Champions

### 2004 (7-5)

9/4.....L..... at #7 Texas.....	0-65
9/11.....L..... FLORIDA ATLANTIC... ..	13-20
9/18.....L..... at Colorado.....	21-52
9/25.....L..... at Baylor .....	14-37
10/2.....W... MIDDLE TENN.*.....	30-21
10/9.....W... at Utah State*.....	31-23
10/23 ...W... NEW MEXICO ST*.....	36-26
10/30...W... ULM*.....	45-30
11/5.....W... at UL-Lafayette*.....	27-17
11/13...W... IDAHO*.....	51-29
11/18 ...W... at Arkansas State*.....	31-7
12/14...L..... Southern Miss.@.....	10-31

@ Wyndham New Orleans Bowl  
(Louisiana Superdome, New Orleans, La.)

### 2005 (2-9)

9/10.....W... at Middle Tennessee*.....	14-7
9/17.....L..... TULSA.....	2-54
9/24.....L..... at Kansas State.....	7-54
10/4.....L..... TROY*.....	10-13
10/15...W... at FIU*.....	13-10
10/22.....L..... at Louisiana Tech.....	14-40
10/29...L..... at #7 LSU.....	3-56
11/5.....L..... UL LAFAYETTE*.....	28-31
11/12...L..... at Florida Atlantic*.....	23-26
11/19...L..... ULM*.....	19-24
11/26...L..... ARKANSAS STATE*.....	24-31

### 2006 (3-9)

9/2.....L..... at #3 Texas.....	7-56
9/9.....W... SMU.....	24-6
9/16.....L..... at Tulsa.....	3-28
9/23.....L..... at Akron.....	13-33
9/30.....L..... MIDDLE TENNESSEE*... ..	0-35
10/7.....W... FIU*.....	25-22(7OT)
10/21...L..... at Arkansas State*.....	10-29
10/28...L..... at Troy*.....	6-14
11/4.....L..... LOUISIANA TECH.....	31-34
11/11...W... at UL-Lafayette*.....	16-7
11/18...L..... FLORIDA ATLANTIC*... ..	16-17
11/25...L..... at ULM*.....	3-23

## ↳ The Todd Dodge Era 6-37 Career

### 2007 (2-10)

9/1.....L..... at #8 Oklahoma.....	10-79
9/8.....L..... at SMU.....	31-45
9/22.....L..... FLORIDA ATLANTIC*... ..	20-30
9/29.....L..... at Arkansas.....	7-66
10/6.....L..... at UL-Lafayette*.....	29-38
10/13...W... ULM*.....	31-21
10/20...L..... at Troy*.....	7-45
10/27...L..... MIDDLE TENN.*.....	28-48
11/10...L..... NAVY.....	62-74
11/15...L..... at Arkansas State*.....	27-31
11/24...W... W. KENTUCKY.....	27-26
12/1.....L..... at FIU*.....	19-38

### 2008 (1-11)

8/30.....L..... at Kansas St.....	6-45
9/6.....L..... TULSA.....	26-56
9/13.....L..... at #7 LSU.....	3-41
9/27.....L..... at Rice.....	20-77
10/4.....L..... FIU*.....	10-42
10/11...L..... UL-LAFAYETTE*.....	30-59
10/18...L..... at ULM*.....	23-35
10/25...L..... TROY*.....	17-45
11/1.....W... at W. Kentucky.....	51-40
11/8.....L..... at Florida Atlantic*.....	13-46
11/22...L..... at Middle Tenn.....	13-52
11/29...L..... ARKANSAS STATE*.....	28-33

### 2009 (2-10)

9/3.....W... at Ball State.....	20-10
9/12.....L..... OHIO.....	30-31 (2OT)
9/19.....L..... at #4 Alabama.....	7-53
9/26.....L..... MIDDLE TENNESSEE*... ..	21-37
10/10...L..... at UL-Lafayette*.....	34-38
10/17...L..... FLORIDA ATLANTIC*... ..	40-44
10/24...L..... at Troy*.....	26-50
10/31...W... WESTERN KENTUCKY*... ..	68-49
11/7.....L..... ULM*.....	6-33
11/14...L..... at FIU*.....	28-35
11/21...L..... ARMY.....	13-17
11/28...L..... at Arkansas State*.....	26-30

### 2010 (3-9)

9/4.....L..... at Clemson.....	10-35
9/11.....L..... RICE.....	31-32
9/18.....L..... at Army.....	0-24
9/25.....W... at Florida Atlantic*.....	21-17
10/2.....L..... UL-Lafayette*.....	27-28
10/9.....L..... ARKANSAS STATE*.....	19-24
10/16...L..... FIU*.....	10-34
10/30...W... at Western Kentucky*.....	33-6
11/6.....L..... TROY*.....	35-41
11/13...W... at Middle Tennessee*.....	23-17
11/20...L..... at ULM*.....	37-49
11/27...L..... KANSAS STATE.....	41-49

-Mike Canales Interim HC- 2-3  
KEY  
Home games in CAPS  
\* Conference Game



## ↳ All-Time Coaching Records

Coach	Tenure	Years	Games	W	L	T	Pct.
J.W. Pender	1913-14	2	7	3	4	0	.429
J.W. St. Clair	1915-19	5	32	20	10	2	.656
Theron Fouts	1920-24	5	39	23	14	2	.615
John Reid	1925-28	4	37	16	18	3	.473
Jack Sisco	1929-41	13	121	74	37	10	.653
Lloyd Russell	1942	1	8	3	5	0	.375
Odus Mitchell	1946-66	21	216	122	85	9	.586
Rod Rust	1967-72	6	62	29	32	1	.476
Hayden Fry	1973-78	6	66	40	23	3	.629
Jerry Moore	1979-80	2	22	11	11	0	.500
Bob Tyler	1981	1	11	2	9	0	.182
Corky Nelson	1982-90	9	101	48	52	1	.480
Dennis Parker	1991-93	3	33	11	21	1	.348
Matt Simon	1994-97	4	45	18	26	1	.411
Darrell Dickey	1998-06	9	106	42	64	0	.396
Todd Dodge	2007-10	4	43	6	37	0	.140
Mike Canales*	2010	1	5	2	3	0	.400
<b>Totals</b>		<b>94</b>	<b>954</b>	<b>470</b>	<b>451</b>	<b>33</b>	<b>.510</b>

\* Interim Head Coach

## ↳ Most Winning Seasons

1. .... Odus Mitchell.....	14
2. .... Jack Sisco.....	10
3. .... Corkey Nelson.....	5
4. .... Hayden Fry.....	4
5. .... J.W. St. Clair.....	4
6. .... Rod Rust.....	3
7. .... Theron Fouts.....	3
8. .... Darrell Dickey.....	3

## ↳ Coaching Wins

1. .... Odus Mitchell.....	122
2. .... Jack Sisco.....	74
3. .... Corky Nelson.....	48
4. .... Darrell Dickey.....	42
5. .... Hayden Fry.....	40
6. .... Rod Rust.....	29
7. .... Theron Fouts.....	23

## ↳ Consecutive Winning Seasons

1. .... Odus Mitchell (46-52).....	7
2. .... Jack Sisco (29-32).....	4
..... Jack Sisco (38-41).....	4
..... Hayden Fry (75-78).....	4
5. .... Corky Nelson (86-88).....	3
..... J.W. St. Clair (15-17).....	3
..... Jack Sisco (34-36).....	3
..... Rod Rust (67-69).....	3
..... Darrell Dickey (02-04).....	3

## ↳ Winning Percentage

1. ... J.W. St. Clair.....	.656
2. ... Jack Sisco.....	.653
3. ... Hayden Fry.....	.629
4. ... Theron Fouts.....	.615
5. ... Odus Mitchell.....	.586
6. ... Jerry Moore.....	.500



# RECORDS

↳ coaching records

Year	Head Coach	Overall Record	Conference Record
1913	J.W. Pender (Baylor, '05)	0-1	NA
1914	J.W. Pender	3-3	NA
1915	J.W. St. Clair (Baylor, '08)	4-1	NA
1916	J.W. St. Clair	4-3-1	NA
1917	J.W. St. Clair	6-1-0	NA
1918	J.W. St. Clair	1-2-1	NA
1919	J.W. St. Clair	5-3-0	NA
1920	Theron Fouts (Baylor, '17)	7-1-0	NA
1921	Theron Fouts	3-3-0	NA

### Texas Intercollegiate Athletic Association

1922	Theron Fouts	5-2-1	3-0 (NA)
1923	Theron Fouts	3-5-0	3-1 (2nd)
1924	Theron Fouts	5-3-1	4-1-1 (2nd)
1925	John Reid (Baylor, '17)	6-4-0	4-2 (4th)
1926	John Reid	5-3-1	4-1 (2nd)
1927	John Reid	1-6-2	0-3-2 (8th)
1928	John Reid	4-5-0	2-2 (5th)
1929	Jack Sisco (Baylor, '27)	4-3-2	3-0-1 (2nd)
1930	Jack Sisco	5-4-1	4-1 (3rd)
1931	Jack Sisco	8-3-0	4-0 (1st)

### Lone Star Conference

1932	Jack Sisco	8-1-1	5-0 (1st)
1933	Jack Sisco	3-4-2	3-1-1 (3rd)
1934	Jack Sisco	5-4-0	2-2 (T2nd)
1935	Jack Sisco	5-3-1	3-1 (T1st)
1936	Jack Sisco	6-2-1	4-0 (1st)
1937	Jack Sisco	4-4-2	2-1-1 (2nd)
1938	Jack Sisco	7-4-0	2-2 (3rd)
1939	Jack Sisco	6-1-0	4-0 (1st)
1940	Jack Sisco	6-3-0	4-0 (1st)
1941	Jack Sisco	7-1-0	4-0 (1st)
1942	Lloyd Russell (Baylor, '37)	3-5-0	1-2 (3rd)

### No Team From 1943-45 Due To World War II

1946	Odus Mitchell (W. Texas St., '25)	7-3-1	3-1 (1st)
1947	Odus Mitchell	10-2-0	6-0 (1st)
1948	Odus Mitchell	6-4-0	3-2 (T2nd)

### Gulf Coast Conference

1949	Odus Mitchell	8-4-0	2-1 (2nd)
1950	Odus Mitchell	7-2-1	1-1-1 (T1st)
1951	Odus Mitchell	8-4-0	2-0 (1st)
1952	Odus Mitchell	7-3-0	2-0 (1st)
1953	Odus Mitchell	3-6-1	1-1 (2nd)
1954	Odus Mitchell	4-6-0	1-1 (2nd)
1955	Odus Mitchell	5-4-1	2-1 (T1st)
1956	Odus Mitchell	7-2-1	2-0 (T1st)

### Missouri Valley Conference

1957	Odus Mitchell	5-5-0	2-2 (2nd)
1958	Odus Mitchell	7-2-1	2-1-1 (1st)
1959	Odus Mitchell	9-2-0	3-1 (1st)
1960	Odus Mitchell	2-6-1	0-3 (4th)
1961	Odus Mitchell	5-4-1	1-2 (2nd)
1962	Odus Mitchell	6-4-0	2-1 (2nd)
1963	Odus Mitchell	3-6-0	2-2 (3rd)
1964	Odus Mitchell	2-7-1	1-3 (4th)
1965	Odus Mitchell	3-7-0	2-2 (3rd)
1966	Odus Mitchell	8-2-0	3-1 (1st)
1967	Rod Rust (Iowa State, '50)	7-1-1	4-0 (1st)
1968	Rod Rust	8-2-0	4-1 (2nd)
1969	Rod Rust	7-3-0	4-1 (2nd)
1970	Rod Rust	3-8-0	1-3 (4th)
1971	Rod Rust	3-8-0	3-2 (2nd)
1972	Rod Rust	1-10-0	0-7 (8th)
1973	Hayden Fry (Baylor, '51)	5-5-1	5-1 (1st)
1974	Hayden Fry	2-7-2	1-3-2 (6th)

Year	Head Coach	Overall Record	Conference Record
Div. I-A Independent			
1975	Hayden Fry	7-4-0	NA
1976	Hayden Fry	7-4-0	NA
1977	Hayden Fry	10-1-0	NA
1978	Hayden Fry	9-2-0	NA
1979	Jerry Moore (Baylor, '61)	5-6-0	NA
1980	Jerry Moore	6-5-0	NA
1981	Bob Tyler (Mississippi, '58)	2-9-0	NA
1982	Corky Nelson (SW Texas, '64)	2-9-0	NA

### Southland Conference

1983	Corky Nelson	8-4-0*	5-1 (1st)
1984	Corky Nelson	2-9-0	1-5 (6th)
1985	Corky Nelson	4-6-1	2-3-1 (5th)
1986	Corky Nelson	6-4-0	3-2 (2nd)
1987	Corky Nelson	7-5-0*	5-1 (2nd)
1988	Corky Nelson	8-4-0*	4-2 (3rd)
1989	Corky Nelson	5-6-0	2-4 (5th)
1990	Corky Nelson	6-5-0	2-4 (6th)
1991	Dennis Parker (SE Okla., '72)	3-7-1	2-5 (6th)
1992	Dennis Parker	4-7-0	3-4 (5th)
1993	Dennis Parker	4-7-0	2-5 (5th)
1994	Matt Simon (E. New Mexico, '74)	7-4-1*	5-0-1 (1st)

\* NCAA I-AA Playoffs

### Div. I-A Independent

1995	Matt Simon	2-9-0	NA
------	------------	-------	----

### Big West Conference

1996	Matt Simon	5-6-0	3-2 (3rd)
1997	Matt Simon	4-7-0	2-3 (4th)
1998	Darrell Dickey (Kansas St., '84)	3-8-0	3-2 (2nd)
1999	Darrell Dickey	2-9-0	1-5 (7th)
2000	Darrell Dickey	3-8-0	1-4 (T4th)

### Sun Belt Conference

2001	Darrell Dickey	5-7	5-1 (T1st)
2002	Darrell Dickey	8-5	6-0 (1st)
2003	Darrell Dickey	9-4	7-0 (1st)
2004	Darrell Dickey	7-5	7-0 (1st)
2005	Darrell Dickey	2-9	2-5 (8th)
2006	Darrell Dickey	3-9	2-5 (7th)
2007	Todd Dodge (Texas, '87)	2-10	1-6 (7th)
2008	Todd Dodge	1-11	0-7 (8th)
2009	Todd Dodge	2-10	1-7 (8th)
2010	Todd Dodge	1-6	1-3
2010	Mike Canales*	2-3	2-3 (T6th)

\*Interim HC





### Fouts Field Record - 155-100-7 (.605)

YEAR	RECORD
1952	5-0-0
1953	3-1-0
1954	2-3-0
1955	4-0-0
1956	4-0-1
1957	3-2-0
1958	4-0-1
1959	5-0-0
1960	2-3-1
1961	3-2-1
1962	4-1-0
1963	3-1-0
1964	1-3-1
1965	2-3-0
1966	6-0-0
1967	5-0-0
1968	3-1-0
1969	5-0-0
1970	1-4-0
1971	1-1-0
1972	0-1-0
1973	3-1-1
1974	2-4-0
1975	2-0-0
1976	2-1-0
1977	2-0-0
1978	4-0-0
1979	3-0-0
1980	2-0-0
1981	1-1-0
1982	0-4-0
1983	4-1-0
1984	2-2-0
1985	3-1-0
1986	2-2-0
1987	3-0-0
1988	4-1-0
1989	2-3-0
1990	3-4-0
1991	2-2-1
1992	3-2-0
1993	4-2-0
1994	3-1-0
1995	2-1-0
1996	3-2-0
1997	2-1-0
1998	2-2-0
1999	1-3-0
2000	2-3-0
2001	3-1-0
2002	4-1-0
2003	5-0-0
2004	4-1-0
2005	0-5-0
2006	2-3-0
2007	2-3-0
2008	0-5-0
2009	1-5-0
2010	0-6-0
<b>Totals</b>	<b>155-100-7</b>

### ↳ Texas Stadium Games

Year	Opponent	Result
1971	vs. Louisville	W, 20-17
	vs. Wichita St.	W, 31-10
1972	vs. San Diego St.	L, 25-0
	vs. Memphis	L, 7-6
	vs. Cincinnati	W, 27-25
	vs. West Texas St.	L, 17-14
1973	vs. UTA	L, 31-7
1974	vs. SMU	L, 7-6
1975	vs. UTA**	W, 27-14
	vs. Houston	W, 28-0
1976	vs. SMU	L, 38-31
1977	vs. SMU	W, 24-13
	vs. UTA	W, 15-6
1978	vs. Mississippi St.	L, 17-5
	vs. UTA	W, 28-23
	vs. Oklahoma St.	W, 12-7
1979	vs. UTA	W, 19-14
	vs. No. 18 SMU**	L, 20-9
1980	vs. SMU**	L, 28-9
1981	vs. SMU**	L, 34-7
1982	vs. No. 7 SMU**	L, 38-10
1984	vs. No. 13 SMU**	L, 24-6
1995	vs. Kansas	L, 27-10
1996	vs. Army	L, 27-10
1997	vs. No. 22 Texas A&M	L, 36-10
1998	vs. Texas Tech	L, 30-0
2001	vs. Texas Tech	L, 42-14

\*\*North Texas was the road team\*\*

### Texas Stadium Record 10-17

### ↳ Home Attendance

Year	Games	Attendance	Avg.
2010	6	106,306	17,718
2009	6	109,367	18,228
2008	5	84,778	16,956
2007	5	88,672	17,734
2006	5	78,249	15,685
2005	5	82,232	16,446
2004	5	75,921	15,184
2003	5	93,469	18,694
2002	5	76,302	15,260
2001	5	73,844	14,769
2000	5	70,900	14,180
1999	4	55,010	13,752
1998	5	62,400	12,480
1997	4	78,818	19,704
1996	6	85,404	14,234
1995	4	69,502	17,376
1994	4	78,068	19,517
1993	6	51,578	8,596
1992	5	34,728	6,946
1991	4	33,808	8,452

1990	6	88,700	14,783
1989	5	71,447	14,289
1988	5	76,595	15,319
1987	4	55,055	13,764
1986	4	50,920	12,730
1985	4	40,600	10,150
1984	4	44,500	11,125
1983	5	60,400	12,080
1982	4	36,375	9,094
1981	4	49,976	12,494
1980	2	29,600	14,800
1979	3	43,500	14,500
1978	6	106,100	17,683
1977	4	78,397	19,599
1976	4	44,689	11,172
1975	3	35,530	11,843
1974	7	67,783	9,683
1973	6	71,941	11,990
1972	5	30,000	6,000
1971	5	52,350	10,470

### ↳ Top Fouts Field Crowds

Attend.	Opponent	Date
1. 29,437	Baylor	Sept. 6, 2003
2. 28,315	Baylor	Aug. 31, 2000
3. 26,012	Navy	Nov. 10, 2007
4. 25,231	SMU	Sept. 9, 2006
5. 23,743	Rice	Sept. 11, 2010
6. 23,647	Army	Nov. 21, 2009
7. 23,112	Tulsa	Sept. 17, 2005
8. 22,837	TCU	Sept. 1, 2001
9. 22,785	Tulsa	Sept. 22, 2008
10. 22,750	SMU	Oct. 6, 1990

### ↳ Top Texas Stadium Crowds

Attend.	Opp.	Date
1. 45,923	Texas A&M	Sept. 27, 1997
2. 27,183	SMU	Sept. 14, 1974
3. 26,097	SMU	Sept. 17, 1977
4. 23,539	SMU	Sept. 25, 1976
5. 21,800	UT-Arlington	Sept. 15, 1979
6. 21,496	Texas Tech	Sept. 12, 1998
7. 20,852	Texas Tech	Sept. 22, 2001
8. 20,413	Army	Sept. 28, 1996
9. 20,211	Kansas	Sept. 9, 1995



### Media Availability for Coaches

North Texas head coach Dan McCarney will be available for media interviews on a regular schedule throughout the season. All requests for interviews at times other than the regularly-scheduled availabilities should be made through the athletic media relations office. Requests for interviews of assistant coaches will be granted with prior approval of Coach McCarney and must be made in advance through the media relations office.

### Sun Belt Conference Teleconference

Coach McCarney's availability for the media begins Monday with the Sun Belt Conference teleconference which is held each Monday throughout the season. All nine Sun Belt Coaches have a designated 10-minute time slot on the teleconference. Please contact the North Texas media relations office or the Sun Belt Conference office for the time and call-in number.

### Radio Show

Coach McCarney will hold his weekly radio show at 6:30 p.m. Mondays from Rudy's in Denton.

### Press Conference

Coach McCarney will hold a press conference each week on Tuesday at 11:30 a.m. at the North Texas Athletic Center. Afterwards requested players will be available to speak to the media. **All player requests must be submitted to the North Texas media relations office by 12 p.m. on Monday.** If a requested player is not available at the press conference, he will be made available after practice on Tuesday.

### Out of Town Media

Coach McCarney and his assistant coaches are also available by request to out-of-town media. Contact the media relations office to arrange these requests.

### Player Interviews

All player interviews must be arranged through the Athletic Media Relations office. Player interviews will be conducted on Tuesday following Coach McCarney's press conference or following practice on Tuesday if the requested player is not available at the press conference. Special exceptions may be granted to those media members needing to interview players prior to Tuesday practice at the discretion of the media relations office.

### Covering Practice

North Texas football practices are closed to the media with the exception of the first five periods (25 minutes) on Tuesday and Wednesday. Coach McCarney and the players that were not available for the Tuesday press conference will be made available for interviews immediately following Tuesday's practice. No coaches or players will be available after Tuesday.

### Mean Green on the Web

Statistics and news releases on North Texas football and all 16 Mean Green athletic programs are available 24 hours a day, seven days a week at [www.MeanGreenSports.com](http://www.MeanGreenSports.com), the official website of North Texas Athletics.

### Media Credentials

All requests for press, broadcast, photo and parking credentials should be made in writing at least one week prior to the requested game. Direct all requests

to Eric Capper, Associate Athletic Director for Media Relations, by email to [Eric.Capper@unt.edu](mailto:Eric.Capper@unt.edu) or phone at 940-565-2476. All credentials that are not picked up prior to the day of the game will be left at the media will call.

### Photographers

Credentials will only be issued to accredited photographers for a working purpose and should be requested in the same manner as regular media passes. Photographers with a credential should report to the press box prior to the game. Photographers are not permitted in the team areas between the 25-yard lines. Photographers are not permitted to enter the bench area at any time. The press box also has a photography work room that will be available before and after the game.

### Media Parking

A limited number of media parking spaces are available at Apogee Stadium. Media must request parking passes along with credential requests. Parking passes will be provided only to the organizations that cover North Texas on a regular basis.

### Press Box Services

Telephones: Visiting radio stations will be given one phone line and one ISDN line for broadcasts. For addition needs or questions you can call Steven Bartolotta at 940-369-8329.

Wireless: Wireless internet is available in the North Texas press box for all members of the working media. Please contact a member of the media relations staff to obtain instructions.

Statistics: Complete individual and team stats, play-by-play and post-game quotes will be available to the media following each game. Quickie stats will be distributed after each quarter. Complete media packets, including game programs, flip cards and updated releases will be distributed prior to each game.

### Mailing Address

Media Relations  
1155 Union Circle  
Box 311397  
Denton, TX 76203-5017

### Delivery Address

Athletic Department  
1301 S. Bonnie Brae St.  
Denton, TX 76207-2003

### Apogee Stadium Press Box

940.369.7578

## North Texas Athletic Media Relations Staff



**Eric Capper**  
Director

Office: 940.565.2476  
Home: 940.498.1011  
Cell: 940.367.0727  
Email: [Eric.Capper@unt.edu](mailto:Eric.Capper@unt.edu)



**Steven Bartolotta**  
Assistant Director

Office: 940.369.8329  
Cell: 817.300.1931  
Email: [Steven.Bartolotta@unt.edu](mailto:Steven.Bartolotta@unt.edu)



**Stephen Howard**  
Assistant Director

Office: 940.369.8548  
Cell: 817.793.5199  
Email: [Stephen.Howard@unt.edu](mailto:Stephen.Howard@unt.edu)



**Amy Ruggini**  
Assistant Director

Office: 940.369.7980  
Email: [Amy.Ruggini@unt.edu](mailto:Amy.Ruggini@unt.edu)



**Ryan Kasmiersky**  
Media Relations Intern

Office: 940.565.3671  
Cell: 214.707.3852  
Email: [Ryan.Kasmiersky@unt.edu](mailto:Ryan.Kasmiersky@unt.edu)



**David Waxman**  
Media Relations Intern

Office: 940.565.3671  
Cell: 832-326-2863  
Email: [david.waxman@unt.edu](mailto:david.waxman@unt.edu)

## 2011 North Texas Football Schedule

### SEPTEMBER

1	at FIU* ( <i>ESPN3</i> )	6:00 p.m.
10	vs. Houston ( <i>ESPN3</i> )	6:00 p.m.
17	at Alabama ( <i>FSN</i> )	6:30 p.m.
24	vs. Indiana ( <i>ESPN3</i> )	6:00 p.m.

### OCTOBER

1	at Tulsa	6:00 p.m.
8	vs. Florida Atlantic* ( <i>Sun Belt Network</i> )	6:30 p.m.
15	at Louisiana-Lafayette*	4:00 p.m.
22	vs. ULM*	6:00 p.m.
29	at Arkansas St.*	TBA

### NOVEMBER

12	at Troy*	TBA
19	vs. Western Kentucky*	3:00 p.m.

### DECEMBER

3	vs. Middle Tennessee*	3:00 p.m.
---	-----------------------	-----------

**\*Sun Belt Conference Game**

**All Times Central**

## 2011 North Texas Football Schedule

### SEPTEMBER

1	at FIU* ( <i>ESPN3</i> )	6:00 p.m.
10	vs. Houston ( <i>ESPN3</i> )	6:00 p.m.
17	at Alabama ( <i>FSN</i> )	6:30 p.m.
24	vs. Indiana ( <i>ESPN3</i> )	6:00 p.m.

### OCTOBER

1	at Tulsa	6:00 p.m.
8	vs. Florida Atlantic* ( <i>Sun Belt Network</i> )	6:30 p.m.
15	at Louisiana-Lafayette*	4:00 p.m.
22	vs. ULM*	6:00 p.m.
29	at Arkansas St.*	TBA

### NOVEMBER

12	at Troy*	TBA
19	vs. Western Kentucky*	3:00 p.m.

### DECEMBER

3	vs. Middle Tennessee*	3:00 p.m.
---	-----------------------	-----------

\*Sun Belt Conference Game

All Times Central