



2017 NORTH TEXAS  
FACTS & RECORDS



# NEW DENTON



UNIVERSITY OF NORTH TEXAS

APOGEE  
TRAINING

# North Texas Athletics Department

1301 S. Bonnie Brae  
Denton, TX 76207  
Office: (940) 565-2662

**Shipping Address - Use this for overnight - FED EX / UPS**  
1301 S. Bonnie Brae  
Denton, TX 76207

**Mailing Address - US Postal Service ONLY**  
1155 Union Circle #311397  
Denton, TX 76203

[www.meangreensports.com](http://www.meangreensports.com)

**Credits:** the North Texas Media Relations Department

**Photography:** Rick Yeatts

**Mean Green Mission Statement**

BUILDING CHAMPIONS and PREPARING LEADERS through the pursuit of perfection in academics, athletics, and life.



**North Texas Quick Facts**

**General**

Name of school ..... North Texas  
 City/Zip ..... Denton, Texas 76203  
 Founded ..... 1890  
 Enrollment ..... 37,979  
 Nickname..... Mean Green  
 School Colors ..... Green and White  
 Stadium..... Apogee Stadium  
 Capacity ..... 30,850  
 Surface ..... Sportexe PowerBlade HP  
 Affiliation..... Bowl Subdivision FBS  
 Conference..... Conference USA  
 President ..... Dr. Neal Smatresk  
 Athletics Director ..... Wren Baker  
 Athletic Dept. Phone ..... 940-565-2662

**History**

First year of football ..... 1913  
 All-time record ..... 498-497-33  
 All-time bowl record ..... 3-6  
 Last postseason appearance ..... 2016, Heart Of Dallas Bowl  
 Result ..... Army 38, North Texas 31 (OT)

**Coaching Staff**

Head Coach ..... Seth Littrell (Oklahoma '01)  
 Record at school (yrs.) ..... 5-8 (2nd year)  
 Career record (yrs.) ..... 5-8 (2nd year)  
 Football Office Phone ..... 940-565-3653  
 Assistant Coaches:  
 Off. Coord./QBs ..... Graham Harrell (Texas Tech '07)  
 Def. Coord./Safeties ..... Troy Reffett (UTEP '90)  
 Assoc. HC/Pass Game Coord. . Tommy Mainord (Tarleton St. '00)  
 Offensive Line ..... Chuck Langston (Oklahoma '95)  
 Cornerbacks..... Nate Brown (Louisiana-Monroe '10)  
 Wide Receivers ..... Joel Filani (Texas Tech '06)  
 Linebackers ..... Jeff Koonz (Auburn, '04)  
 Defensive Line..... Marc Yellock (East Carolina '00)  
 Special Teams Coordinator ..... Marty Biagi (Marshall '08)  
 Dir. of Football Operations ..... Shane Elder (Texas A&M '00)  
 Dir. of Recruiting ..... David Stenklyft (Texas A&M '10)  
 Strength Coach ..... Zack Womack  
 Dir. High School Operations .. Scotty Conley (Texas A&M-Commerce '70)  
 Quality Control ..... John David Baker

**Athletic Communications**

Sr. Assoc. AD/ Communications ..... Eric Capper  
 Office phone ..... 940-565-2476  
 Cell Phone..... 940-367-0727  
 E-Mail Address ..... eric.capper@unt.edu  
 Assistant AD/Communications ..... Jordan Stepp  
 Office Phone ..... 940-369-8329  
 Cell Phone..... 805-551-8648  
 E-Mail Address ..... jordan.stepp@unt.edu

**2 PROFILES**

Quick Facts ..... 2  
 Head Coach ..... 3  
 Assistant Coaches ..... 4  
 Football Staff ..... 7  
 2017 Numerical Roster ..... 9  
 2017 Alphabetical Roster ..... 11  
 Profiles..... 13  
 Newcomers..... 37

**44 OPPONENTS**

2017 Opponents ..... 44  
 All-Time Results ..... 46

**48 2016 IN REVIEW**

Starting Lineups, Results and Statistics ..... 48  
 Individual Statistics ..... 51  
 Final Defensive Statistics ..... 54  
 Superlatives..... 55  
 Game-By-Game Comparisons ..... 59  
 Long Plays ..... 65  
 Game Leaders ..... 66  
 Box Scores..... 67

**74 HISTORY**

Postseason ..... 74  
 Letterwinners..... 80  
 Mean Green In The NFL ..... 85  
 All-Americans..... 86  
 All-Pro Selections ..... 87  
 All-Conference Selections ..... 88  
 Conference Award Winners ..... 91

**92 RECORDS**

Scoring..... 92  
 Rushing ..... 94  
 Passing ..... 97  
 Receiving ..... 100  
 Total Offense ..... 102  
 All-Purpose Yards..... 103  
 Punting and Kicking..... 104  
 Kicking ..... 105  
 Returns ..... 106  
 Defense ..... 107  
 Misc. and NCAA Leaders..... 109  
 Conference Records ..... 110  
 Conference Annual Leaders ..... 111  
 Annual Team Statistics ..... 112  
 vs. Ranked Opponents..... 113  
 All-Time Results ..... 114  
 Coaching Records ..... 120  
 Home Stadium Records..... 122  
 Apogee Stadium Records..... 124

**125 MEDIA**

Information ..... 125



## QUICK FACTS

### 2017 Team Information

2016 Record.....5-8  
 Conference Record/Finish .....3-5/T8th  
 Basic Offense.....Spread  
 Basic Defense .....Multiple

Lettermen Returning 44  
 Offense: 21; Defense: 22; Specialist: 1  
 Lettermen Lost 26  
 Offense: 12; Defense: 12; Specialist: 2  
 Starters Returning 15  
 Offense: 7; Defense: 8  
 Starters Lost 9  
 Offense: 4; Defense: 5

#### Offensive Starters Returning (7)

Pos.	Name	Ht.	Wt.	Yr.-Lt.	Career Starts
QB	Mason Fine	5-11	173	So.-1L	9
RB	Jeffery Wilson	6-0	193	Sr.-3L	17
WR	Turner Smiley	6-0	183	Sr.-3L	16
OL	Creighton Barr	6-3	315	Jr.-2L	8
OL	T.J. Henson	6-4	296	Sr.-1L	10
OL	Jordan Murray	6-9	351	Jr.-2L	12
OL	Elex Woodworth	6-4	278	RS So.-1L	8

#### Defensive Starters Returning (8)

Pos.	Name	Ht.	Wt.	Yr.-Lt.	Career Starts
DL	Roderick Young	6-1	294	Jr.-2L	14
LB	Brandon Garner	5-11	220	RS Jr.-2L	10
LB/DE	Joshua Wheeler	6-3	222	Sr.-1L	6
DB	Dee Baulkman	5-11	198	Sr.-1L	5
DB	Nate Brooks	6-0	176	Jr.-2L	20
DB	Eric Jenkins	5-10	180	Sr.-1L	5
DB	Kishawn McClain	5-11	193	Sr.-3L	11
DB	Ashton Preston	6-0	200	Jr.-2L	12

#### Specialists Returning (1)

Pos.	Name	Ht.	Wt.	Yr.-Lt.	Career Games
K	Trevor Moore	5-11	175	Sr.-3L	36

### What Returns By Percentage

Rushing Yards: .....71%  
 Passing Yards: .....58%  
 Receiving Yards: .....36%  
 Punt Return Yards: .....84%  
 Kickoff Return Yards: .....14%  
 Interceptions: .....86%  
 Scoring: .....72%  
 Total Offense: .....63%  
 Field Goals: .....100%  
 Punt Yards: .....0%

### 2017 North Texas Football Schedule

Date	Opponent	Site	Time
Sept. 2	vs. Lamar	Denton, TX	6 p.m.
Sept. 9	at SMU	Dallas, TX	6 p.m.
Sept. 16	at Iowa	Iowa City, IA	2:30 p.m.
Sept. 23	vs. UAB*	Denton, TX	5:30 p.m.
Sept. 30	at Southern Miss*	Hattiesburg, MS	6 p.m.
Oct. 14	vs. UTSA*	Denton, TX	5:30 p.m.
Oct. 21	at Florida Atlantic*	Boca Raton, FL	TBA
Oct. 28	vs. Old Dominion*	Denton, TX	5:30 p.m.
Nov. 4	at Louisiana Tech*	Ruston, LA	2:30 p.m.
Nov. 11	vs. UTEP*	Denton, TX	4 p.m.
Nov. 18	vs. Army	Denton, TX	5:30 p.m.
Nov. 25	at Rice*	Houston, TX	12 p.m.

\* Conference USA game

### Mean Green 2016 Results

Date	Opponent	Results	Atten.
Sept. 3	vs. SMU	L, 34-21	24,718
Sept. 10	vs. Bethune-Cookman	W, 41-20	15,609
Sept. 17	at No. 23 Florida	L, 32-0	86,848
Sept. 24	at Rice*	W, 42-35 (2OT)	20,792
Oct. 1	vs. Middle Tennessee*	L, 30-13	19,823
Oct. 8	vs. Marshall*	W, 38-21	18,126
Oct. 22	at Army	W, 35-18	31,127
Oct. 29	at UTSA*	L, 31-17	19,553
Nov. 5	vs. Louisiana Tech*	L, 45-24	21,873
Nov. 12	at Western Kentucky*	L, 45-7	16,239
Nov. 19	vs. Southern Miss*	W, 29-23	19,120
Nov. 26	at UTEP*	L, 52-24	18,591
Dec. 27	vs. Army&	L, 38-31 (OT)	39,117

\*Conference USA Game, & Zaxby's Heart of Dallas Bowl

### Final 2016 C-USA Football Standings

Team	Conference		Overall	
	W-L	Pct.	W-L	Pct.
<b>East Division</b>				
Western Kentucky	7-1	.875	11-3	.786
Old Dominion	7-1	.873	10-3	.769
Middle Tennessee	5-3	.625	8-5	.615
FIU	4-4	.500	4-8	.333
Charlotte	3-5	.375	4-8	.333
Florida Atlantic	2-6	.250	3-9	.250
Marshall	2-6	.250	3-9	.250
<b>West Division</b>				
Louisiana Tech	6-2	.750	9-5	.643
UTSA	5-3	.625	6-7	.462
Southern Miss	4-4	.500	7-6	.538
<b>North Texas</b>	<b>3-5</b>	<b>.375</b>	<b>5-8</b>	<b>.385</b>
UTEP	2-6	.250	4-8	.333
Rice	2-6	.125	3-9	.250



## Seth Littrell

**Head Coach**

**Second Year ▶ Oklahoma '01**

The University of North Texas named Seth Littrell as its 19th head football coach, University President Neal Smatresk announced on December 5, 2015.

Littrell, now 39, led the Mean Green to the second-best turnaround in the Football Bowl Subdivision in 2016, his first season at the helm. North

Texas improved its win total by four games, finishing 5-8 on the season with a Zaxby's Heart of Dallas Bowl appearance. Littrell helped lead the Mean Green to a 9.6 points per game jump in scoring offense from its output in 2016, which ranked 11th-best in the nation, and the 2016 defense allowed 8.7 points per game fewer than it did in 2015, which was the 13th-best turnaround in the country.

One of the brightest offensive minds in college football, Littrell came to North Texas after serving as the assistant head coach for offense and tight ends at North Carolina. At the time of his hire, the Muskogee, Oklahoma, native was the youngest coach in Conference USA and fifth youngest in the nation.

North Carolina scored over 30 points nine times in 2015, topped the 40-point mark seven times and scored over 50 points in four games, which is a school record. Through 12 games, UNC averaged 41.2 points a game, which was 11th in the nation.

Under the guidance of Littrell, quarterback Marquise Williams set a new school record for career touchdowns (90) and total offense at North Carolina.

In 2015 with Littrell, the UNC offense averaged 7.46 yards per play, which was second in the nation, and ran the ball for 6.0 yards a carry, which ranked third in the country. UNC was one of just 11 schools in the nation averaging more than 200 yards rushing (229.7) and 250 yards passing (266.0). UNC rushed for over 200 yards eight times and had over 500 yards of total offense in four games in 2015, including 704 yards in a 66-31 win over Duke.

In his first season in Chapel Hill in 2014, Littrell helped Carolina establish several school records, including most passing yards, most passing touchdowns and most first downs. Williams was a second-team all-conference pick after leading the Tar Heels to a bowl game in his first year as the starter, and set several individual school records, including most rushing yards and rushing touchdowns by a quarterback. Carolina gained more than 5,000 yards in Littrell's first season as the play-caller and averaged 429.8 yards per contest.

Littrell came to Chapel Hill from Indiana where he guided one of the most prolific offenses in the country. Indiana finished ninth in the nation in total offense in 2013, averaging 508.5 yards per game. The Hoosiers were 17th in passing offense (306.7 avg.) and 30th in rushing offense (201.8). Indiana was one of only three teams to average more than 300 yards passing and 200 yards rushing

Under Littrell's guidance in 2013, Indiana set single-season records with 6,102 total yards, (508.5 ypg), 461 points, (38.4 ppg), 36 passing touchdowns, 62 total touchdowns and 300 first downs. Tight end Ted Bolser thrived in his system, setting IU career records for receptions, receiving yards and touchdowns by a tight end. Bolser and wide receiver Cody Latimer were selected in the 2014 NFL Draft. Latimer was taken in the second round (56th overall) by the Denver Broncos, while Bolser went in the seventh round to Washington.

In Littrell's first season as Indiana's offensive coordinator in 2012, the Hoosiers led the Big Ten and ranked 17th nationally in passing offense (311.2). They finished second in the conference in total offense (442.0) and fourth in scoring offense (30.8).

Prior to his stint at Indiana, Littrell coached three seasons at Arizona, where his 2011 offense ranked third nationally in passing offense (370.8) and 15th in total offense (465.2).

Three of his Arizona players were selected in the NFL draft: tight end Rob Gronkowski (New England - 2010 second round), quarterback Nick Foles (Philadelphia - 2012 third round) and wide receiver Juron Criner (Oakland - 2012 fifth round).

Prior to Arizona, Littrell served four years as running backs coach at Texas Tech (2005-08) under Mike Leach. The 2008 Red Raiders rushed for 119 yards per game, the highest total in the Leach era. Running back Shannon Woods earned All-Big 12 Conference honors in 2006 after averaging 6.1 yards per carry and snagging 75 receptions, totaling a top 15 national figure of 139 all-purpose yards per game.

Littrell began his coaching career as a graduate assistant at Kansas from 2002-04. The Jayhawks played in the 2003 Tangerine Bowl.

Littrell has coached in eight bowl games, played in two and was team captain on Oklahoma's 2000 national championship team. He was a four-year letterwinner at Oklahoma where he rushed for 231 yards and seven touchdowns in 1999 and finished his career with 11 rushing scores.

The Muskogee, Oklahoma, native graduated from Oklahoma with a degree in communications in 2001.

Littrell and his wife, Becca, have a son, Tripp, and a daughter, Elle.

### Littrell Quick Facts

**Age:** 39

**Alma Mater:** Oklahoma ('01)

**Record:** 5-8 (second year)

**Overall Record:** 5-8 (second year)

**Previous Job:** Assistant Head Coach, Offense/Tight Ends at North Carolina

**Playing Experience:** Fullback at Oklahoma (1998-01)

**Family:** Married to Becca. Has two children: Tripp, Elle.

### Littrell Coaching Experience

Year	School	Position
2016-pres.	North Texas	Head Coach
2014-15	North Carolina	Ast. HC/Off./TE
2012-13	Indiana	O. Coord./TE/FB
2011	Arizona	O. Coord./TE/H-Backs
2010	Arizona	Co-O. Coord./RB/TE
2009	Arizona	RB/TE
2005-08	Texas Tech	RB
2002-04	Kansas	Graduate Assistant

### Littrell Coaching Highlights

↳ Led the Mean Green to the second-best turnaround in the Football Bowl Subdivision in 2016, his first season at the helm.

↳ In his 12 games in charge of the North Carolina offense in 2015, the team averaged 41.2 points per game and set a school record for most games over 50-points (4).

↳ The UNC offense averaged 7.46 yards per play in 2015 under Littrell's guidance, which was second in the nation, and ran the ball for 6.0 yards a carry, which ranked third in the country.

↳ Carolina gained more than 5,000 yards in Littrell's first season as the play-caller and averaged 429.8 yards per contest in 2014, his first in Chapel Hill.

↳ Indiana was one of only three teams in the nation to average more than 300 yards passing and 200 yards rushing in 2013.

↳ Littrell's 2011 offense at Arizona ranked third nationally in passing offense (370.8) and 15th in total offense (465.2).



# PROFILES

↳ Assistant Coaches



## Graham Harrell

**Offensive Coordinator**

Second Year ▶ Quarterbacks

### HARRELL'S COACHING EXPERIENCE

2016-present	North Texas	Offensive Coordinator/QBs
2015	Washington State	Outside Receivers
2014	Washington State	Offensive Analyst



## Troy Reffett

**Defensive Coordinator**

Second Year ▶ Safeties

### REFFETT'S COACHING EXPERIENCE

2017-present	North Texas	Defensive Coordinator/Safeties
2016	North Texas	Co-Defensive Coordinator/Safeties
2015	Memphis	Cornerbacks
2009-14	Louisiana-Monroe	Defensive Coordinator/CBs
2008	New Mexico	Defensive Coordinator
2004-07	New Mexico	Cornerbacks
2002-03	UTEP	Defensive Coordinator/Secondary
1997-2001	UTEP	Defensive Backs/Recruiting Coord.
1993-1996	UTEP	Outside Linebackers
1990-92	UTEP	Graduate Assistant



## Tommy Mainord

**Associate Head Coach**

Second Year ▶ Pass Game Coordinator/Inside Wide Receivers

### MAINORD'S COACHING EXPERIENCE

2016-present	North Texas	Associate HC/Inside WRs
2013-15	Kentucky	Wide Receivers
2010-12	Texas Tech	Outside Receivers
2008-09	Lamar	Offensive Coordinator
2007	Sam Houston State	Wide Receivers
2006	Sam Houston State	Running Backs
2005	Sam Houston State	Wide Receivers
2002-04	Tarleton State	Quarterbacks/Running Backs
2000-01	Tarleton State	Graduate Assistant
1999	Tarleton State	Student Assistant



## Chuck Langston

**Assistant Coach**

First Year ▶ Offensive Line

### LANGSTON'S COACHING EXPERIENCE

2017-present	North Texas	Offensive Line
2015-16	Lamar	Offensive Coordinator/OL
2013-14	Lamar	Offensive Line
2012	Lamar	Director of Operations
2003-07	Central Oklahoma	Head Coach
2000-02	Trinity Valley CC	Head Coach
1997-1999	Oklahoma	Tight Ends/Offensive Line
1996	Oklahoma	Graduate Assistant



**Nate  
Brown**

**Assistant Coach**

Second Year ▶ Cornerbacks



**Joel  
Filani**

**Assistant Coach**

Second Year ▶ Wide Receivers

**BROWN'S COACHING EXPERIENCE**

2016-present	North Texas	Cornerbacks
2015	Louisiana-Monroe	Cornerbacks
2014	Grambling State	Defensive Backs
2013	Millsaps College	Pass Game Coord./WRs/ST
2012	Louisiana-Monroe	Graduate Assistant

**FILANI'S COACHING EXPERIENCE**

2016-present	North Texas	Wide Receivers
2015	Washington State	Offensive Quality Control
2013-14	Boise State	Graduate Assistant



**Jeff  
Koonz**

**Assistant Coach**

First Year ▶ Linebackers



**Marc  
Yellock**

**Assistant Coach**

First Year ▶ Defensive Line

**KOONZ'S COACHING EXPERIENCE**

2017-present	North Texas	Linebackers
2016	Cincinnati	Co-Defensive Coord./Linebackers
2015	Cincinnati	Linebackers
2014	Cincinnati	Safeties
2010-13	Louisiana Tech	Linebackers
2009	Texas	Quality Control
2007-08	Iowa State	Secondary
2006	Texas	Linebackers
2005-06	Texas	Graduate Assistant
2004	Auburn	Graduate Assistant
2002-03	Auburn	Student Assistant

**YELLOCK'S COACHING EXPERIENCE**

2017-present	North Texas	Defensive Line
2010-15	East Carolina	Defensive Line
2006	Elon	Defensive Line
2004-05	East Carolina	Defensive Staff Assistant
2003	East Carolina	Video Assistant



# PROFILES

↳ Assistant Coaches



## Marty Biagi

**Assistant Coach**

First Year ▶ Special Teams



## Zack Womack

**Head Strength Coach**

Second Year

### BIAGI'S COACHING EXPERIENCE

2017-present	North Texas	Special Teams
2016	Notre Dame	Special Teams Analyst
2015	South Dakota	Cornerbacks
2012-14	Southern	Special Teams/DBs
2011	Arkansas-Pine Bluff	Co-Defensive Coord.
2008-10	Arkansas	Graduate Assistant

### WOMACK'S COACHING EXPERIENCE

2016-present	North Texas	Director of Football Performance
2012-14	North Carolina	Asst. Strength and Conditioning
2010-12	East Central University	Head Strength and Conditioning
2005-10	Illinois	Asst. Strength and Conditioning
2004	Florida	Asst. Strength and Conditioning
2004	Memphis	Asst. Strength and Conditioning



## Joshua Woods

**Assistant Strength Coach**

Second Year



## Shane Elder

**Assistant AD, Football Ops**

Second Year ▶ Assistant AD, Football Operations

### WOODS' COACHING EXPERIENCE

2016-present	North Texas	Assistant Strength Coach
2014-15	Southern Miss	Graduate Assistant

### ELDER'S OPERATIONS EXPERIENCE

2016-present	North Texas	Assistant AD, Football Operations
2014-15	UTSA	Assistant AD, Football Operations
2009-13	UTSA	Director, Football Operations
2003-09	Texas A&M	Assistant Director, Recruiting





**David Stenklyft**

**Director of Recruiting**

Second Year



**John David Baker**

**Quality Control**

Second Year ▶ Offense

**STENKLYFT'S COACHING EXPERIENCE**

2016-present	North Texas	Director of Recruiting
2015-16	Fresno State	Director of On Campus Recruiting/Asst. Dir. Player Personnel
2012-14	Fresno State	Outside LB's/Graduate Assistant
2010-12	Texas A&M	Defensive Quality Control/LB's
2010	Alabama	Recruiting and Operations Assistant

**BAKER'S COACHING EXPERIENCE**

2016-present	North Texas	Quality Control
--------------	-------------	-----------------



**Scotty Conley**

**Director of HS Relations**

Ninth Year



**Tashard Choice**

**Quality Control**

First Year ▶ Offense

**CONLEY'S COACHING EXPERIENCE**

2016-present	North Texas	Director of High School Relations
2009-15	North Texas	Director of Football Operations
2004-09	Texas A&M-Commerce	Head Coach
2000-02	Navy	Special Teams/Linebackers
1996-00	Trinity Valley College	Head Coach
1993-96	Howard Payne	Special Teams/Defensive Backs
1990-93	Arkansas	Special Teams/Tight Ends/LBs
1989	Rice	Running Backs
1988	Tennessee	Running Backs
1987	Kansas	Linebackers
1982-86	Texas	Linebackers
1980-82	Texas A&M	Running Backs
1974-80	Plano Senior High (Texas)	Head Coach
1972-74	Mt. Vernon High School (Texas)	Head Coach

**CHOICE'S COACHING EXPERIENCE**

2017-present	North Texas	Quality Control
--------------	-------------	-----------------



# PROFILES

↳ Football Staff



## Tim Burmeister

**Graduate Assistant**

Second Year ▶ Defense

### BURMEISTER'S COACHING EXPERIENCE

2016-present North Texas Graduate Assistant



## J.D. Perkins

**Graduate Assistant**

First Year ▶ Offense

### PERKINS' COACHING EXPERIENCE

2017-present North Texas Graduate Assistant  
2016 North Carolina Intern/Analyst



## Kenny Buyers

**Graduate Assistant**

First Year ▶ Defense

### BUYERS' COACHING EXPERIENCE

2017-present North Texas Graduate Assistant



## Herschel Sims

**Graduate Assistant**

First Year ▶ Offense

### SIMS' COACHING EXPERIENCE

2017-present North Texas Graduate Assistant

# PROFILES

## ↳ 2017 Numerical Roster



No.	Name	Pos.	Ht.	Wt.	Cl.	Hometown (Previous School)
1	Turner Smiley	WR	6-0	193	SR	Frisco, TX (Wakeland HS)
2	Eric Jenkins	DB	5-10	170	SR	New Orleans, LA (LA Valley College)
2	O'Keeron Rutherford	WR	6-5	185	RS JR	Carthage, TX (Carthage HS)
3	Jeffery Wilson	RB	6-0	194	SR	Elkhart, TX (Elkhart HS)
4	Khairi Muhammad	S	5-11	182	SO	Dallas, TX (DeSoto HS)
4	Anthony Wyche	RB	5-11	183	JR	Philadelphia, PA (LA Valley College)
5	Mylam Peters	LB	6-5	241	RS SR	Kissimmee, FL (Arizona Western College)
5	Tre Siggers	RB	5-8	193	FR	Duncanville, TX (Duncanville HS)
6	Mason Fine	QB	5-11	180	SO	Locust Grove, OK (Locust Grove HS)
6	Kishawn McClain	S	5-11	187	SR	Rosenberg, TX (Terry HS)
7	Dee Baulkman	DB	5-11	191	SR	Bainbridge, GA (Arizona Western)
8	Rico Bussey, Jr.	WR	6-2	191	SO	Lawton, OK (Eisenhower HS)
9	Nate Brooks	DB	6-0	176	JR	Whitehouse, TX (Whitehouse HS)
9	Jalen Guyton	WR	6-1	194	RS SO	Allen, TX (Trinity Valley CC)
10	Calvin Minor	LB	6-3	210	SR	Lewisville, TX (Lewisville HS)
10	Cade Pearson	QB	6-3	196	FR	Texarkana, TX (Texas HS)
11	Mitch Cason	QB	6-2	189	RS FR	Flower Mound, TX (Marcus HS)
11	Cam Johnson	DB	5-11	177	FR	Houston, TX (John H. Reagan Heights HS)
13	Myles Campbell	DB	6-0	165	JR	Pflugerville, TX (Drake)
13	Quinetin Jackson	WR	6-3	208	RS JR	Granite City, IL (College of DuPage)
14	Cedric Fernandes	DB	5-10	178	RS JR	Arlington, TX (Martin HS)
14	Greg White	WR	6-3	184	FR	Riverdale, GA (Riverdale HS)
15	Caleb Chumley	TE	6-5	244	RS SO	Longview, TX (Pine Tree HS)
15	Ulaiasi Tauaalo	DT	6-2	290	RS JR	Keller, TX (Central HS)
16	Kemon Hall	DB	5-11	185	JR	Calhoun City, MS (Itawamba CC)
16	Montana Meador	WR	5-11	170	FR	Lindale, TX (Lindale HS)
17	Devlin Isadore	QB	6-4	228	RS JR	Houston, TX (Navarro College)
17	Joe Ozougwu	LB	6-3	220	RS FR	Alief, TX (Taylor HS)
18	Devin O'Hara	QB	6-5	205	RS SR	Arlington Heights, IL (College of Dupage)
18	Connor Howard	WR	5-11	193	FR	Austin, TX (Westlake HS)
18	Joshua Wheeler	LB/DE	6-3	229	SR	Grand Prairie, TX (Tyler JC)
19	Nnamdi Umeakuana	DB	6-1	195	RS JR	Irving, TX (Austin College)
19	Quinn Shanbour	QB	6-0	192	RS JR	Oklahoma City, OK (Heritage Hall HS)
20	William LeMasters	LB	6-2	213	RS SO	Dallas, TX (Parish Episcopal HS)
21	Tyreke Davis	S	5-10	190	FR	Denton, TX (Ryan HS)
21	Nic Smith	RB	5-10	182	RS FR	Arlington, TX (Martin HS)
22	E.J. Ejiya	LB	6-3	223	RS JR	Blaine, MN (North Dakota State College of Sciences)
23	Connor Means	LB	6-4	224	RS JR	Deer Park, TX (Deer Park HS)
24	Taylor Robinson	DB	5-11	181	RS SO	Keller, TX (Central HS)
25	Jordan Roberts	DB	6-1	170	FR	Ardmore, OK (Ardmore HS)
25	Andrew Tucker	RB	6-0	202	RS SR	Tyler, TX (Chapel Hill HS)
26	Evan Johnson	RB	5-6	180	FR	Loranger, LA (Loranger HS)
26	Makyle Sanders	S	6-0	194	FR	Tyler, TX (Robert E. Lee HS)
27	Ashton Preston	DB	5-10	187	JR	Edmond, OK (Santa Fe HS)
29	Cason Clay	DB	6-1	185	FR	Hobbs, NM (Hobbs HS)
29	Nate Durham	DS	6-2	223	FR	Rockton, IL (Hononegah HS)
30	Trevor Moore	K	5-11	191	SR	Edmond, OK (Edmond North HS)
30	Dennis Smith	WR	5-9	166	RS SO	San Antonio, TX (Sterling College)
31	Chris Thornton	LB	6-1	215	FR	Amarillo, TX (Palo Duro HS)
32	Michael Lawrence	WR	5-10	170	SO	Sweetwater, TX (Sweetwater HS)
34	Bryce English	DT	5-11	295	RS SO	DeSoto, TX (Kansas State)
35	Kody Fulp	LB	6-2	227	FR	China Spring, TX (China Spring HS)
36	Hayden Doggett	LB	6-2	212	SO	Hutto, TX (Hutto HS)
36	Alvin Kenworthy	P	6-3	188	RS SO	Rowlett, TX (Kilgore College)
37	Brandon Garner	LB	5-11	221	RS JR	Mansfield, TX (Timberview HS)
38	Andrew Jones	DB	6-1	173	RS JR	Mesquite, TX (North Mesquite HS)
39	Jameel Moore	DB	5-10	173	SO	Cedar Hill, TX (Cedar Hill HS)
40	Trever Merrell	RB	5-10	207	SO	Davis, OK (Davis HS)
41	Colton McDonald	LB	6-4	210	SR	Haslet, TX (West Texas A&M)
41	Rodney Neely	FB	5-11	207	RS JR	Messmer, WI (UW-Stevens Point)



# PROFILES

## ↳ 2017 Numerical Roster

No.	Name	Pos.	Ht.	Wt.	Cl.	Hometown (Previous School)
42	Corey Mann	LB	6-0	198	RS FR	Decatur, TX (Temple HS)
43	Kway Hill	DB	5-11	178	SO	Columbus, GA (LA Valley College)
44	Cannon Maki	FB	5-11	236	RS JR	Mansfield, TX (All Saints Episcopal HS)
44	Sid Moore	DL	6-1	253	RS SR	Van, TX (Van HS)
46	Christian Hosley	RB	5-9	185	RS SO	San Antonio, TX (Howard Payne University)
46	Patrick Udofia	DB	5-9	186	RS SO	Tyler, TX (Robert E. Lee HS)
47	Marquel Johnson	DB	6-0	176	RS SO	Lancaster, TX (Lancaster HS)
49	Zach Williams	K	5-8	183	FR	Louisville, KY (Trinity HS)
49	Roderick Young	DL	6-1	284	JR	Spring, TX (Dekaney HS)
50	LaDarius Hamilton	DE	6-3	253	SO	Corrigan, TX (Corrigan-Camden HS)
51	Jake Davis	DS	6-0	210	RS JR	Katy, TX (Seven Lakes HS)
52	Jevin Pahinui	OL	6-4	300	JR	Mountlake Terrace, WA (College of the Siskiyous)
53	T.J. Henson	OL	6-4	298	SR	Plano, TX (Trinity Valley CC)
54	Creighton Barr	OL	6-3	301	JR	Flower Mound, TX (Marcus HS)
56	Jacob Brammer	OL	6-4	258	FR	Richmond, TX (Foster HS)
58	Ryan Bishop	LB	5-11	191	FR	Allen, TX (Allen HS)
59	Hayden Harrison	LB	6-2	210	RS FR	Wolfforth, TX (Frenship HS)
60	Sosaia Mose	OL	6-2	276	RS SO	Eules, TX (Tyler JC)
61	Dakoda Newman	OL	6-3	327	FR	Benbrook, TX (Mansfield Timberview HS)
64	Brian Parish	OL	6-4	280	FR	Arlington, TX (Seguin HS)
65	Chad Hickson	OL	6-4	268	SO	Denton, TX (Oklahoma Panhandle State)
66	Brendon Weatherspoon	OL	6-4	288	FR	Hurst, TX (L.D. Bell HS)
67	Chris Miles, Jr.	OL	6-4	311	RS JR	Flower Mound, TX (Flower Mound HS)
68	Chett Munden	OL	6-5	268	RS SO	Marshall, TX (Marshall HS)
69	Doro Omerhi	OL	6-4	306	RS FR	Pearland, TX (Pearland HS)
71	Jordan Murray	OL	6-9	333	JR	Coppell, TX (Coppell HS)
72	Manase Mose	OL	6-1	289	FR	Eules, TX (Trinity HS)
73	Garrett Gunter	OL	6-4	283	RS SR	Spring Branch, TX (Trinity Valley CC)
74	Chandler Anthony	OL	6-7	270	RS FR	Tuttle, OK (Tuttle HS)
77	Elex Woodworth	OL	6-4	270	RS SO	Mesquite, TX (Horn HS)
78	Jalen Thomas	OL	6-5	278	SR	Detroit, MI (ASA Brooklyn)
79	Riley Mayfield	OL	6-7	290	RS SR	Cedar Park, TX (Abilene Christian)
80	Jamie King	TE	6-3	221	JR	Azle, TX (College of the Desert)
81	Daniel Khan	WR	5-11	179	RS JR	Sherman Oaks, CA (Notre Dame HS)
82	Deion Hair-Griffin	WR	5-10	166	RS FR	Fort Worth, TX (Arlington Heights HS)
84	Jaelon Darden	WR	5-9	157	FR	Houston, TX (Eisenhower HS)
85	Justin Cain	WR	6-0	175	FR	Dallas, TX (Woodrow Wilson HS)
86	Kevin Dillman	DE	6-4	254	RS SO	Ystad, Sweden (Guyer HS)
87	Kelvin Smith	TE	6-2	243	RS SO	Spring, TX (Dekaney HS)
88	Jason Pirtle	WR	6-2	193	RS FR	Locust Grove, OK (Locust Grove HS)
89	Kam Duhon	WR	5-11	170	RS FR	Southlake, TX (Southlake Carroll HS)
90	Tillman Johnson	DE	6-1	251	SR	Round Rock, TX (McNeil HS)
91	R.J. Reynolds	DL	6-3	240	FR	Bedford, TX (Faith Christian)
93	Julius Combes	DL	6-1	269	RS SO	Washington, D.C. (DeMatha HS)
93	Blake Patterson	P	6-2	185	RS FR	Round Rock, TX (Cedar Ridge HS)
96	Tony Krasniqi	DL	6-1	249	FR	Sachse, TX (Sachse HS)
97	Dion Novil	DL	6-4	253	FR	Abilene, TX (Wylie HS)
99	Andy Flusche	DE	6-3	255	RS SR	Muenster, TX (Muenster HS)



No.	Name	Pos.	Ht.	Wt.	Cl.	Hometown (Previous School)
74	Chandler Anthony	OL	6-7	270	RS FR	Tuttle, OK (Tuttle HS)
54	Creighton Barr	OL	6-3	301	JR	Flower Mound, TX (Marcus HS)
7	Dee Baulkman	DB	5-11	191	SR	Bainbridge, GA (Arizona Western)
58	Ryan Bishop	LB	5-11	191	FR	Allen, TX (Allen HS)
56	Jacob Brammer	OL	6-4	258	FR	Richmond, TX (Foster HS)
9	Nate Brooks	DB	6-0	176	JR	Whitehouse, TX (Whitehouse HS)
8	Rico Bussey, Jr.	WR	6-2	191	SO	Lawton, OK (Eisenhower HS)
85	Justin Cain	WR	6-0	175	FR	Dallas, TX (Woodrow Wilson HS)
13	Myles Campbell	DB	6-0	165	JR	Pflugerville, TX (Drake)
11	Mitch Cason	QB	6-2	189	RS FR	Flower Mound, TX (Marcus HS)
15	Caleb Chumley	TE	6-5	244	RS SO	Longview, TX (Pine Tree HS)
29	Cason Clay	DB	6-1	185	FR	Hobbs, NM (Hobbs HS)
93	Julius Combes	DL	6-1	269	RS SO	Washington, D.C. (DeMatha HS)
84	Jaelon Darden	WR	5-9	157	FR	Houston, TX (Eisenhower HS)
51	Jake Davis	DS	6-0	210	RS JR	Katy, TX (Seven Lakes HS)
21	Tyreke Davis	S	5-10	190	FR	Denton, TX (Ryan HS)
86	Kevin Dillman	DE	6-4	254	RS SO	Ystad, Sweden (Guyer HS)
36	Hayden Doggett	LB	6-2	212	SO	Hutto, TX (Hutto HS)
89	Kam Duhon	WR	5-11	170	RS FR	Southlake, TX (Southlake Carroll HS)
29	Nate Durham	DS	6-2	223	FR	Rockton, IL (Hononegah HS)
22	E.J. Ejiya	LB	6-3	223	RS JR	Blaine, MN (North Dakota State College of Sciences)
34	Bryce English	DT	5-11	295	RS SO	DeSoto, TX (Kansas State)
14	Cedric Fernandes	DB	5-10	178	RS JR	Arlington, TX (Martin HS)
6	Mason Fine	QB	5-11	180	SO	Locust Grove, OK (Locust Grove HS)
99	Andy Flusche	DE	6-3	255	RS SR	Muenster, TX (Muenster HS)
35	Kody Fulp	LB	6-2	227	FR	China Spring, TX (China Spring HS)
37	Brandon Garner	LB	5-11	221	RS JR	Mansfield, TX (Timberview HS)
73	Garrett Gunter	OL	6-4	283	RS SR	Spring Branch, TX (Trinity Valley CC)
9	Jalen Guyton	WR	6-1	194	RS SO	Allen, TX (Trinity Valley CC)
82	Deion Hair-Griffin	WR	5-10	166	RS FR	Fort Worth, TX (Arlington Heights HS)
16	Kemon Hall	DB	5-11	185	JR	Calhoun City, MS (Itawamba CC)
50	LaDarius Hamilton	DE	6-3	253	SO	Corrigan, TX (Corrigan-Camden HS)
59	Hayden Harrison	LB	6-2	210	RS FR	Wolfforth, TX (Frenship HS)
53	T.J. Henson	OL	6-4	298	SR	Plano, TX (Trinity Valley CC)
65	Chad Hickson	OL	6-4	268	SO	Denton, TX (Oklahoma Panhandle State)
43	Kway Hill	DB	5-11	178	SO	Columbus, GA (LA Valley College)
46	Christian Hosley	RB	5-9	185	RS SO	San Antonio, TX (Howard Payne University)
18	Connor Howard	WR	5-11	193	FR	Austin, TX (Westlake HS)
17	Devlin Isadore	QB	6-4	207	RS JR	Houston, TX (Navarro College)
13	Quinetin Jackson	WR	6-3	208	RS JR	Granite City, IL (College of DuPage)
2	Eric Jenkins	DB	5-10	170	SR	New Orleans, LA (LA Valley College)
11	Cam Johnson	DB	5-11	177	FR	Houston, TX (John H. Reagan Heights HS)
26	Evan Johnson	RB	5-6	180	FR	Loranger, LA (Loranger HS)
47	Marquel Johnson	DB	6-0	176	RS SO	Lancaster, TX (Lancaster HS)
90	Tillman Johnson	DE	6-1	251	SR	Round Rock, TX (McNeil HS)
38	Andrew Jones	DB	6-1	173	RS JR	Mesquite, TX (North Mesquite HS)
36	Alvin Kenworthy	P	6-3	188	RS SO	Rowlett, TX (Kilgore College)
81	Daniel Khan	WR	5-11	179	RS JR	Sherman Oaks, CA (Notre Dame HS)
80	Jamie King	TE	6-3	221	JR	Azle, TX (College of the Desert)
96	Tony Krasniqi	DL	6-1	249	FR	Sachse, TX (Sachse HS)
32	Michael Lawrence	WR	5-10	180	SO	Sweetwater, TX (Sweetwater HS)
20	William LeMasters	LB	6-2	217	RS SO	Dallas, TX (Parish Episcopal HS)
44	Cannon Maki	FB	5-11	230	RS JR	Mansfield, TX (All Saints Episcopal HS)
42	Corey Mann	LB	6-0	198	RS FR	Decatur, TX (Temple HS)
79	Riley Mayfield	OL	6-7	290	RS SR	Cedar Park, TX (Abilene Christian)
6	Kishawn McClain	S	5-11	187	SR	Rosenberg, TX (Terry HS)
41	Colton McDonald	LB	6-4	210	SR	Haslet, TX (West Texas A&M)
16	Montana Meador	WR	5-11	170	FR	Lindale, TX (Lindale HS)
23	Connor Means	LB	6-4	224	RS JR	Deer Park, TX (Deer Park HS)
40	Trever Merrell	RB	5-10	207	SO	Davis, OK (Davis HS)



# PROFILES

## ↳ 2017 Alphabetical Roster

No.	Name	Pos.	Ht.	Wt.	Cl.	Hometown (Previous School)
67	Chris Miles, Jr.	OL	6-4	311	RS JR	Flower Mound, TX (Flower Mound HS)
10	Calvin Minor	LB	6-3	210	SR	Lewisville, TX (Lewisville HS)
39	Jameel Moore	DB	5-10	173	SO	Cedar Hill, TX (Cedar Hill HS)
44	Sid Moore	DL	6-1	253	RS SR	Van, TX (Van HS)
30	Trevor Moore	K	5-11	187	SR	Edmond, OK (Edmond North HS)
72	Manase Mose	OL	6-1	289	FR	Eules, TX (Trinity HS)
60	Sosaia Mose	OL	6-2	276	RS SO	Eules, TX (Tyler JC)
4	Khairi Muhammad	S	5-11	182	SO	Dallas, TX (DeSoto HS)
68	Chett Munden	OL	6-5	268	RS SO	Marshall, TX (Marshall HS)
71	Jordan Murray	OL	6-9	333	JR	Coppell, TX (Coppell HS)
41	Rodney Neely	FB	5-11	207	RS JR	Messmer, WI (UW-Stevens Point)
61	Dakoda Newman	OL	6-3	327	FR	Benbrook, TX (Mansfield Timberview HS)
97	Dion Novil	DL	6-4	253	FR	Abilene, TX (Wylie HS)
18	Devin O'Hara	QB	6-5	205	RS SR	Arlington Heights, IL (College of Dupage)
69	Doro Omerhi	OL	6-4	306	RS FR	Pearland, TX (Pearland HS)
17	Joe Ozougwu	LB	6-3	217	RS FR	Alief, TX (Taylor HS)
52	Jevin Pahinui	OL	6-4	300	JR	Mountlake Terrace, WA (College of the Siskiyous)
64	Brian Parish	OL	6-4	280	FR	Arlington, TX (Seguin HS)
93	Blake Patterson	P	6-2	185	RS FR	Round Rock, TX (Cedar Ridge HS)
10	Cade Pearson	QB	6-3	196	FR	Texarkana, TX (Texas HS)
5	Mylam Peters	LB	6-5	241	RS SR	Kissimmee, FL (Arizona Western College)
88	Jason Pirtle	WR	6-2	193	RS FR	Locust Grove, OK (Locust Grove HS)
27	Ashton Preston	DB	5-10	187	JR	Edmond, OK (Santa Fe HS)
91	R.J. Reynolds	DL	6-3	240	FR	Bedford, TX (Faith Christian)
25	Jordan Roberts	DB	6-1	170	FR	Ardmore, OK (Ardmore HS)
24	Taylor Robinson	DB	5-11	181	RS SO	Keller, TX (Central HS)
2	O'Keeron Rutherford	WR	6-5	185	RS JR	Carthage, TX (Carthage HS)
26	Makyle Sanders	S	6-0	194	FR	Tyler, TX (Robert E. Lee HS)
19	Quinn Shanbour	QB	6-0	192	RS JR	Oklahoma City, OK (Heritage Hall HS)
5	Tre Siggers	RB	5-8	193	FR	Duncanville, TX (Duncanville HS)
1	Turner Smiley	WR	6-0	193	SR	Frisco, TX (Wakeland HS)
30	Dennis Smith	WR	5-9	166	RS SO	San Antonio, TX (Sterling College)
87	Kelvin Smith	TE	6-2	243	RS SO	Spring, TX (Dekaney HS)
21	Nic Smith	RB	5-10	182	RS FR	Arlington, TX (Martin HS)
15	Ulaiasi Tauaalo	DT	6-2	290	RS JR	Keller, TX (Central HS)
78	Jalen Thomas	OL	6-5	278	SR	Detroit, MI (ASA Brooklyn)
31	Chris Thornton	LB	6-1	215	FR	Amarillo, TX (Palo Duro HS)
25	Andrew Tucker	RB	6-0	202	RS SR	Tyler, TX (Chapel Hill HS)
46	Patrick Udofia	DB	5-9	186	RS SO	Tyler, TX (Robert E. Lee HS)
19	Nnamdi Umeakuana	DB	6-1	195	RS JR	Irving, TX (Austin College)
66	Brendon Weatherspoon	OL	6-4	288	FR	Hurst, TX (L.D. Bell HS)
18	Joshua Wheeler	LB/DE	6-3	229	SR	Grand Prairie, TX (Tyler JC)
14	Greg White	WR	6-3	184	FR	Riverdale, GA (Riverdale HS)
49	Zach Williams	K	5-8	183	FR	Louisville, KY (Trinity HS)
3	Jeffery Wilson	RB	6-0	194	SR	Elkhart, TX (Elkhart HS)
77	Elex Woodworth	OL	6-4	270	RS SO	Mesquite, TX (Horn HS)
4	Anthony Wyche	RB	5-11	183	JR	Philadelphia, PA (LA Valley College)
49	Roderick Young	DL	6-1	284	JR	Spring, TX (Dekaney HS)



**74 Chandler Anthony**

**Offensive Line**

RS Fr. ▶ 6-7 ▶ 270  
Tuttle, OK ▶ Tuttle HS

**2016:**  
• Redshirted his first season on campus

**High School:**

- Was a two-star *Rivals*, 247 and 247 composite recruit
- Was the 192nd-ranked offensive tackle according to the 247 rankings
- Was the 199th-ranked offensive tackle according to the 247 composite rankings
- 33rd-ranked player in the state of Oklahoma according to 247 and 247 composite rankings
- Was a second-team all-state selection and All-City section on the *Daily Oklahoman's* teams
- Selected to the Oklahoma Coaches Association's All-State game
- As a senior, helped lead Tuttle to a 10-0 undefeated regular season and the Oklahoma Class 4A playoffs



**7 Dee Baulkman**

**Defensive Back**

Sr. ▶ 5-11 ▶ 191  
Bainbridge, GA ▶ Arizona Western

**2016:**  
• Made 35 tackles (20 solo) in 12 appearances, with 2.5 sacks, a forced fumble and 5.5 tackles for loss, with five starts

- Made six tackles (three solo) vs. Army in the Zaxby's Heart of Dallas Bowl on 12/27
- Posted four tackles (two solo), one of which was for loss on 11/26 at UTEP
- Recorded one tackle for loss at WKU on 11/12
- Made two stops on 11/5 vs. La Tech
- Had four tackles with a sack at UTSA on 10/29
- Recorded a career-best seven tackles (five solo) with one sack and a forced fumble in the win at Army on 10/22
- Had two tackles and the first half sack of his career vs. MTSU on 10/1
- Had a career-best five tackles (four solo) in the double OT win at Rice on 9/24
- Posted four tackles (one for loss) at No. 23 Florida on 9/17
- Made North Texas debut in the season-opener vs. SMU on 9/3

**Junior College:**

- Two-star *Rivals*, 247 and 247 composite recruit
- As a sophomore at Arizona Western, totaled 56 tackles, intercepted a pass and recovered a fumble
- Helped lead Arizona Western to a 7-4 record and a win in the El Toro Bowl

**BAULKMAN'S CAREER STATS**

Year	G	ST	AT	TT	TFL	Sacks	FR	FF	Int	PBU
2016	12	20	15	35	5.5	2.5	0	1	0	0
Career	12	20	15	35	5.5	2.5	0	1	0	0



**54 Creighton Barr**

**Offensive Line**

Jr. ▶ 6-3 ▶ 301  
Flower Mound, TX ▶ Marcus HS

**2016:**  
• Made six starts for the Mean Green, all at center, and appeared in nine games total, including the Zaxby's Heart of Dallas Bowl on

12/27  
• Made his season debut and started at center on 9/3 vs. SMU

**2015:**  
• Played in 10 games, starting the first two games of his career at center against Middle Tennessee and UTEP

**High School:**

- Rated a three-star player by Scout.com
- Named to Dave Campbell's Texas Football top-300 recruits
- Ranked as the No. 7 center in Texas and No. 23 center in the nation by Scout
- Was a unanimous District 6-6A First Team selection his senior season
- Was a team captain
- Was rated a three-star player by 247Sports.com, and was a District 5-5A honorable-mention selection as a junior



# PROFILES

↳ Player Bios



## 9 Nate Brooks

**Defensive Back**

Jr. ▶ 6-0 ▶ 176  
Whitehouse, TX ▶  
Whitehouse HS

**2016:**

- All-Conference USA Honorable Mention
- Recorded 57 total tackles (36 solo) with a

team-high four interceptions, a sack, two forced fumbles, two tackles for loss and four pass break-ups in 13 appearances, all of which were starts at corner

- Made five tackles (two solo) on 12/27 vs. Army in the Zaxby's Heart of Dallas Bowl
- Posted four stops at UTEP on 11/26
- Earned C-USA Defensive Player of the Week honors when he intercepted a pair of passes, recorded six tackles (three solo), forced a fumble, had a pass break-up and a tackle for loss in the win on 11/19 vs. Southern Miss
- Made three tackles at WKU on 11/12
- Tied for the team-lead in tackles vs. La Tech on 11/5, with seven
- Had four stops on 10/29 at UTSA
- Made five tackles and intercepted his second pass of the season late in the fourth quarter at Army on 10/22
- Had four tackles in the win vs. Marshall on 10/8
- Posted three tackles on 10/1 vs. MTSU
- Had five tackles (two solo), his first career sack, and broke up a pass in the double OT win on 9/24 at Rice
- Led the team with tackles at No. 23 Florida with eight (seven solo), had his first career interception and forced a fumble on 9/17
- Posted two tackles vs. Bethune-Cookman on 9/10
- Made his season debut on 9/3 vs. SMU, starting at corner and making one tackle

**2015:**

- Played in 10 games for the Mean Green, starting each of the last seven games of the season, including his first career start against WKU
- Totaled 38 tackles, including 27 solo, with 3.5 tackles for loss, three pass break-ups and three passes defended
- Made his first career start against WKU, and along with fellow true freshman Ashton Preston, they became the first freshman duo to start at cornerback since 2006
- Totaled nine tackles, including 2.5 for loss, and broke up two passes vs. WKU
- Finished with a career-high and team-leading 11 tackles against UTSA

**High School:**

- Was rated a three-star prospect by ESPN.com.
- Named to the 2014 ETSN.fm East Texas Football Super Team Second-Team
- Played offense and defense his senior season and was a second-team all-district 16-5A selection at the utility position
- Ran for 289 yards and six touchdowns while throwing for 751 yards and five touchdowns
- On defense Brooks had 41 tackles, three interceptions, six PBUs and one defensive touchdown
- On offense for the year Brooks had 1,040 yards of total offense
- Was a team captain
- As a junior, Brooks was a first-team all-district 16-4A selection at safety when he intercepted four passes and had 53 tackles

**BROOKS' CAREER STATS**

Year	G	ST	AT	TT	TFL	Sacks	FR	FF	Int	PBU
2015	10	27	11	38	3.5	0.0	0	0	0	3
2016	13	36	21	57	2.0	1.0	0	2	4	4
<b>Career</b>	<b>23</b>	<b>63</b>	<b>32</b>	<b>95</b>	<b>5.5</b>	<b>1.0</b>	<b>0</b>	<b>2</b>	<b>4</b>	<b>7</b>



## 8 Rico Bussey, Jr.

**Wide Receiver**

So. ▶ 6-2 ▶ 191  
Lawton, OK ▶ Eisenhower HS

**2016:**

- Made eight catches for 97 yards and a touchdown in six appearances and one start for the

**Mean Green**

- Caught two passes for a career-high 57 yards and a touchdown vs. Army in the Zaxby's Heart of Dallas Bowl on 12/27
- Had a career-best three catches for 14 yards in his first career start on 10/1 vs. MTSU
- Caught one pass for eight yards vs. Bethune-Cookman on 9/10
- Made first career appearance in the season-opener vs. SMU on 9/3 and recorded a pair of catches for 18 yards

**High School:**

- Three-star 247 recruit
- Two-star Rivals, Scout and 247 composite recruit
- 12th-ranked recruit in the state of Oklahoma according to the 247 rankings
- 29th-ranked recruit in the state of Oklahoma according to the 247 composite rankings
- 159th-ranked wide receiver in the nation according to the 247 rankings
- 301st-ranked wide receiver in the nation according to the 247 composite rankings
- Member of The Daily Oklahoman Super 30
- Accounted for 2,059 all-purpose yards as a senior and 1,805 all-purpose yards as a junior
- Caught 74 passes for 833 yards and 13 touchdowns as a senior
- Rushed 62 times for 508 yards and three touchdowns as a senior
- Hauled in 66 passes for 1,233 yards and 15 touchdowns as a junior


**BUSSEY, JR.'S CAREER STATS**

Year	G	Rec.	Yards	Avg.	TD	LG
2016	6	8	97	12.1	1	30
<b>Career</b>	<b>6</b>	<b>8</b>	<b>97</b>	<b>12.1</b>	<b>1</b>	<b>30</b>



# PROFILES

↳ Player Bios



# 11 Mitch Cason

Quarterback

RS Fr. ▶ 6-2 ▶ 189  
Flower Mound, TX ▶ Marcus HS

2016:  
• Redshirted his first year on campus

**High School:**

- Was a first-team all-district honoree as a senior
- Threw for over 2,200 yards and 18 touchdowns



# 93 Julius Combes

Defensive Line

RS So. ▶ 6-1 ▶ 269  
Washington, D.C. ▶ DeMatha HS

2016:  
• Did not appear for the Mean Green

2015:  
• Redshirted and did not see action



# 15 Caleb Chumley

Tight End

RS So. ▶ 6-5 ▶ 244  
Longview, TX ▶ Pine Tree HS

2016:  
• Did not appear for the Mean Green

2015:  
• Redshirted his first year on campus

**High School:**

- Was rated a three-star quarterback by *Rivals.com*
- Missed most of his senior season due to injury, but split time at quarterback and wide receiver
- Was a team captain
- As a junior, he caught seven passes for 109 yards, but in the final three games of the season he threw for 832 yards and seven touchdowns while rushing for 305 yards and five touchdowns



# 51 Jake Davis

Deep Snapper

RS Jr. ▶ 6-0 ▶ 210  
Katy, TX  
Seven Lakes HS

2016:  
• Did not appear for the Mean Green

2015:  
• Did not see any action

2014:  
• Redshirted his first year on campus

**High School:**

- Attended Seven Lakes in Katy, Texas
- Was a two-year football letterman



# PROFILES

↳ Player Bios



**86** Kevin Dillman

**Defensive End**

RS So. ▶ 6-4 ▶ 254  
Ystad, Sweden ▶ Guyer HS

**2016:**  
• Did not see any action for the Mean Green

**2015:**  
• Redshirted and did not see action

**High School:**  
• Rated a three-star recruit by ESPN.com, Rivals.com, Scout.com and 247Sports.com  
• Was rated No. 79 in the Dallas Morning News top-100 recruits in Texas  
• Rated by Scout.com the No. 11 quarterback in Texas and the No. 67 prospect overall in Texas  
• Was a team captain



**89** Kam Duhon

**Wide Receiver**

RS Fr. ▶ 5-11 ▶ 170  
Southlake, TX ▶ Southlake Carroll HS

**2016:**  
• Redshirted his first year on campus

**High School:**  
• Had 23 receptions for 369 yards and four touchdowns as a high school senior  
• Father, Shawn Duhon, is a principal at Carroll Senior High School where Kam attended



**22** E.J. Ejiya

**Linebacker**

RS Jr. ▶ 6-3 ▶ 223  
Blaine, MN ▶ North Dakota State College of Sciences

**2016:**  
• Made 13 appearances for the Mean Green, posting 43 tackles (26 solo), three-and-a-half for a loss

- Recorded three tackles (two solo) vs. Army in the Zaxby's Heart of Dallas Bowl on 12/27
- Had one stop on 11/26 at UTEP
- Posted one tackle vs. Southern Miss on 11/19 in a win
- Recorded a career-high nine tackles (four solo) to lead the team on 11/12 at WKU
- Had a tackle vs. La Tech on 11/5
- Made three stops on 10/29 at UTSA
- Notched a then career-high six tackles (five solo) in the win at Army on 10/22
- Posted three tackles, one of which was for a loss in the win vs. Marshall on 10/8
- Had two tackles on 10/1 vs. MTSU
- Made three stops, one of which was for a loss, on 9/24 in a double OT win at Rice
- Posted five tackles (four solo) at No. 23 Florida on 9/17
- Recorded three tackles on 9/10 vs. Bethune-Cookman in the win
- Made North Texas debut in the season-opener vs. SMU on 9/3 with three tackles, one of which was for a loss

**Junior College:**

- NJCAA All-America honorable mention
- Totaled a team-high 62 tackles and four sacks
- Helped lead North Dakota SCS to an 8-3 record, a division championship and an appearance in the Minnesota College Athletic Conference state championships
- Sat out the 2014 season due to injury
- Was second team all-state selection and first team all-Metro selection at Spring

EJIYA'S CAREER STATS										
Year	G	ST	AT	TT	TFL	Sacks	FR	FF	Int	PBU
2016	13	26	17	43	3.5	0.0	0	0	0	0
<b>Career</b>	<b>13</b>	<b>26</b>	<b>17</b>	<b>43</b>	<b>3.5</b>	<b>0.0</b>	<b>0</b>	<b>0</b>	<b>0</b>	<b>0</b>



# 34 Bryce English

**Defensive Tackle**

RS So. ▶ 5-11 ▶ 295  
DeSoto, TX ▶ Kansas State

**2016:**  
• Sat out due to NCAA transfer rules

**Kansas State 2015:**  
• Redshirted and did not see action

**High School:**  
• Was rated as the 30th best defensive tackle in the nation by Rivals.com, 35th by ESPN and 40th by Scout.com.  
• His senior season, English had 56 tackles, 14 tackles for loss, six sacks and three forced fumbles  
• Was named the 2014 District 8-6A co-Defensive Player of the Year  
• Earned honorable mention all-state honors from the Texas Associated Press Sports Editors and all-area honors from the Dallas Morning News  
• His father, Lee, played at North Texas from 1978-81 and was a four-year letter-



# 6 Mason Fine

**Quarterback**

So. ▶ 5-11 ▶ 180  
Locust Grove, OK ▶ Locust Grove HS

**2016:**  
• Named to the C-USA All-Freshman team  
• Completed 155-of-261 passes for 1,572 yards

with six touchdowns and five interceptions, along with two rushing scores in 10 appearances, nine of which were starts

- Was 3-for-6 for nine yards before leaving due to injury at WKU on 11/12
- Finished 23-for-34 for 207 yards with a touchdown and an interception after completing his first 15 passes vs. La Tech on 11/5
- Completed 27-of-38 passes for 257 yards with one touchdown and two interceptions on 10/29 at UTSA to go along with 12 carries for 91 yards and a touchdown on the ground
- Fine's 80-yard touchdown run at UTSA was the longest play from scrimmage for the Mean Green and is the longest run by a quarterback in school history
- Was 9-of-17 for 118 yards with a touchdown and an interception in a win at Army on 10/22
- Completed 18-of-28 passes for 206 yards and a touchdown, and also scored the first rushing touchdown of his career on an eight-yard keeper in the second quarter on 10/8 vs. Marshall
- Had his first career 300-yard passing game, completing 33-of-54 passes for 303 yards with one touchdown on 10/1 vs. MTSU
- Completed 17-of-29 passes for a career-high 224 yards and one touchdown, the first passing score of his career at Rice in a double OT win on 9/24, while also carrying 14 times for 28 yards
- Finished 6-of-22 for 66 yards at No. 23 Florida on 9/17
- Made his first career start on 9/10 vs. Bethune-Cookman, completing 11-of-22 passes for 108 yards, while also carrying eight times for 46 yards during the North Texas win
- Made his collegiate debut on 9/3 vs. SMU completing 8-of-11 passes for 74 yards, while also rushing for six yards

**High School:**

- Was a two-star Rivals, 247 and 247 composite recruit
- Was the 27th-ranked recruit in the state of Oklahoma according to the 247 rankings
- Was the 34th-ranked recruit in the state of Oklahoma according to the 247 composite rankings
- Was the 91st-ranked pro-style quarterback in the nation according to the 247 rankings
- Was the 119th-ranked pro-style quarterback in the nation according to the 247 composite rankings
- MaxPreps Small Schools All-American Team selection
- The first and only two-time Oklahoma Gatorade Player of the Year
- Set Oklahoma high school career records for passing yards (13,081) and touchdown passes (166)
- His 13,081 yards ranked eighth nationally in high school football history and 166 touchdowns tied for fifth nationally in high school football history
- Helped lead Locust Grove to a 42-8 record, including a 37-3 record in his final three years
- As a senior, completed 251-of-384 passes for 4,227 yards with 53 touchdowns, leading Locust Grove to the Class 3A state quarterfinals



# 14 Cedric Fernandes

**Defensive Back**

RS Jr. ▶ 5-10 ▶ 178  
Arlington, TX ▶ Martin HS

**2016:**  
• Did not appear for the Mean Green

**2015:**  
• Appeared in just two games, the season opener against SMU and the next game against Rice, where he suffered a season-ending injury  
• Was third on the team in tackles in that game, totaling six tackles with a tackle for loss

**2014:**  
• Redshirted and did not see action

### FERNANDES' CAREER STATS

Year	G	ST	AT	T'T	TFL	Sacks	FR	FF	Int	PBU
2014	-	-	-	-	-	-	-	-	-	-
2015	2	5	1	6	1.0	0.0	0	0	0	0
2016	-	-	-	-	-	-	-	-	-	-
<b>Career</b>	<b>2</b>	<b>5</b>	<b>1</b>	<b>6</b>	<b>1.0</b>	<b>0.0</b>	<b>0</b>	<b>0</b>	<b>0</b>	<b>0</b>

### FINE'S CAREER STATS

Year	G	CMP	ATT	PCT.	YDS	TD	INT
2016	10	155	261	59.4	1,572	6	5
<b>Career</b>	<b>10</b>	<b>155</b>	<b>261</b>	<b>59.4</b>	<b>1,572</b>	<b>6</b>	<b>5</b>



# PROFILES

↳ Player Bios



## 99 Andy Flusche

**Defensive End**

RS Sr. ▶ 6-3 ▶ 255  
Muenster, TX ▶ Muenster HS

**2016:**

- Appeared in all 13 games for the Mean Green, making 17 total tackles (seven solo)

with a half tackle-for-loss

- Recorded two stops on 12/27 in the Zaxby's Heart of Dallas Bowl vs. Army
- Posted one tackle in the win vs. Marshall on 10/8, during the win at Army on 10/22, on 11/5 vs. La Tech, at WKU on 11/12, on 11/19 in a win vs. Southern Miss and at UTEP in the regular season finale on 11/26
- Made two tackles on 10/1 vs. MTSU
- Had three tackles at Rice on 9/24 in a double OT win
- Recorded two stops at No. 23 Florida on 9/17
- Posted one tackle in the win vs. Bethune-Cookman on 9/10
- Made his season debut on 9/3 vs. SMU with one tackle

**2015:**

- Played in 11 games with four starts at defensive end
- Totaled 16 tackles, including six solo, with 2.5 tackles for loss, 1.0 sacks, a pass break-up and a pass defended
- Recorded a career-high five tackles against Rice and career-high 1.5 tackles for loss against Portland State
- Also recorded a sack, the second of his career, at Middle Tennessee

**2014:**

- Saw action in seven games, recording 12 tackles, 2.5 TFL and 1.5 sacks

**2013:**

- Redshirted

**FLUSCHE'S CAREER STATS**

Year	G	ST	AT	TT	TFL	Sacks	FR	FF	Int	PBU
2013	-	-	-	-	-	-	-	-	-	-
2014	7	4	8	12	2.5	1.5	0	0	0	0
2015	11	6	10	16	2.5	1.0	0	0	0	1
2016	13	7	10	17	0.5	0.0	0	0	0	0
<b>Career</b>	<b>31</b>	<b>17</b>	<b>28</b>	<b>45</b>	<b>5.5</b>	<b>2.5</b>	<b>0</b>	<b>0</b>	<b>0</b>	<b>1</b>



## 37 Brandon Garner

**Linebacker**

RS Jr. ▶ 5-11 ▶ 221  
Mansfield, TX ▶ Timberview HS

**2016:**

- Made 12 appearances for the Mean Green, with five starts, posting 50 tackles (32 solo),

3.5 sacks, six tackles for loss and two fumble recoveries

- Posted four tackles (all solo) vs. Army in the Zaxby's Heart of Dallas Bowl on 12/27
- Recorded four stops on 11/26 at UTEP
- Made one tackle vs. La Tech on 11/5
- Posted three tackles with a sack on 10/29 at UTSA
- Had a career-high 11 tackles and a fumble recovery at Army on 10/22
- Led the Mean Green with seven tackles (five solo), two sacks and three tackles for loss vs. Marshall on 10/8
- Recorded six tackles (three solo) vs. MTSU on 10/1
- Made three tackles in the double OT win at Rice on 9/24
- Posted two stops at No. 23 Florida on 9/17
- Recorded five tackles (two solo), a half sack and a half tackle for loss in the win vs. Bethune-Cookman on 9/10
- Made season debut vs. SMU on 9/3 with four tackles, one of which was for a loss

**2015:**

- Played in 10 games for the Mean Green, starting each of the first five games at linebacker
- Totaled 18 tackles, including 15 solo, with 4.0 tackles for loss and a sack
- Recorded a career-high five tackles, including 2.0 tackles for loss, at Iowa

**2014:**

- Redshirted

**High School:**

- Rated a three-star linebacker by 247Sports.com
- Named to The Dallas Morning News Area top-100
- Named to the DFW top-100 by VYPE Magazine
- Was a first-team all-district selection his senior year after racking up 70 tackles, 15 tackles for loss, 10 sacks, four forced fumbles, two fumble recoveries, one interception and he scored one defensive touchdown
- As a junior Garner was a first-team all-district pick with 80 tackles, 10 tackles for loss, four sacks, two interceptions and one forced fumble

**GARNER'S CAREER STATS**

Year	G	ST	AT	TT	TFL	Sacks	FR	FF	Int	PBU
2014	-	-	-	-	-	-	-	-	-	-
2015	10	15	3	18	4.0	1.0	0	0	0	0
2016	12	32	18	50	6.0	3.5	2	0	0	0
<b>Career</b>	<b>22</b>	<b>47</b>	<b>21</b>	<b>68</b>	<b>10.0</b>	<b>4.5</b>	<b>2</b>	<b>0</b>	<b>0</b>	<b>0</b>



**73** Garrett Gunter

**Offensive Line**

RS Sr. ▶ 6-4 ▶ 283  
Spring Branch, TX  
Trinity Valley CC

**2016:**

- Granted medical waiver after going down

with an injury early in the season

- Made three starts for the Mean Green, each at right guard
- Started the first game of his career on 9/3 vs. SMU at right guard

**2015:**

- Played in three games, seeing his first career action against Iowa

**Junior College:**

- Attended Trinity Valley CC in Athens, Texas



**82** Deion Hair-Griffin

**Wide Receiver**

Rs Fr. ▶ 5-10 ▶ 166  
Fort Worth, TX ▶ Arlington Heights HS

**2016:**

- Redshirted his first year on campus

**High School:**

- Was a two-star Rivals, Scout, 247 and 247 composite recruit
- Was the 165th-ranked athlete in the nation according to the 247 rankings
- Was the 180th-ranked athlete in the nation according to the 247 composite rankings
- Was the District 7-5A MVP as a senior and junior
- As a junior, helped lead Arlington Heights to the area round of the Texas 5A Division I UIL State Football Championships
- Led Arlington Heights back to the Texas 5A Division I state playoffs as a senior
- As a dual-threat quarterback, completed 107-of-177 passes for 1,895 yards with 25 touchdowns. Also rushed 111 times for 1,361 yards and another 23 touchdowns during his senior season
- Threw for another 1,595 yards and 17 touchdowns and rushed for another 682 yards and 11 touchdowns as a junior



**50** LaDarius Hamilton

**Defensive End**

So. ▶ 6-3 ▶ 253  
Corrigan, TX ▶ Corrigan-Camden HS

**2016:**

- Named to the C-USA All-Freshman team
- Appeared in all 13 games for the Mean

Green and made nine total tackles (six solo), three of which were for a loss, and one sack

- Posted first career sack vs. Southern Miss on 11/19 in a win
- Recorded one stop on 11/12 at WKU
- Had two tackles vs. MTSU on 10/1
- Recorded one tackle in the double OT win at Rice on 9/24
- Posted one tackle at No. 23 Florida on 9/17
- Made his collegiate debut on 9/3 vs. SMU and recorded three tackles, one of which was for a loss, and also deflected a pass that led to an interception in the first quarter on the first play of his collegiate career

**High School:**

- Was a three-star 247 and 247 composite recruit, two-star Rivals and Scout recruit
- Was the 46th-ranked strongside defensive end according to the 247 rankings
- Was the 88th-ranked strongside defensive end according to the 247 composite rankings
- Was the 144th-ranked recruit in the state of Texas according to the 247 rankings
- Was the 219th-ranked recruit in the state of Texas according to the 247 composite rankings
- Was a first-team all-district selection as both a junior and senior
- Totaled 83 tackles with three forced fumbles and two fumble recoveries as a senior
- As a senior, helped lead Corrigan-Camden to an 8-5 record and the regional round of the Texas 3A Division II UIL State Football Championships
- As a junior, helped lead Corrigan-Camden to a 10-2 record and the area round

**HAMILTON'S CAREER STATS**

Year	G	ST	AT	TT	TFL	Sacks	FR	FF	Int	PBU
2016	13	6	3	9	3.0	1.0	0	0	0	0
<b>Career</b>	<b>13</b>	<b>6</b>	<b>3</b>	<b>9</b>	<b>3.0</b>	<b>1.0</b>	<b>0</b>	<b>0</b>	<b>0</b>	<b>0</b>



**59** Hayden Harrison

**Linebacker**

RS Fr. ▶ 6-2 ▶ 210  
Wolfforth, TX ▶ Frenship HS

**2016:**

- Redshirted his first year on campus

**High School:**

- Posted 123 tackles, five sacks, nine tackles for loss, two fumble recoveries and an interception as a senior



# PROFILES

↳ Player Bios



**53** T.J. Henson

**Offensive Line**

Sr. ▶ 6-4 ▶ 298  
Plano, TX ▶ Trinity Valley CC

**2016:**

- Appeared in 11 games for the Mean Green, making 10 starts
- Recorded his first career start on 9/24 at

right guard at Rice in a double OT win

- Made his North Texas debut vs. Bethune-Cookman on 9/10

**High School:**

- Was a two-time second-team District 10-5A selection at Plano East High School his senior and junior year



**43** Kway Hill

**Defensive Back**

So. ▶ 5-11 ▶ 178  
Columbus, GA ▶ LA Valley

**2016:**

- Made nine appearances for the Mean Green, posting two tackles, both on special teams

- Recorded a tackle at UTSA on 10/29
- Notched his first career tackle on 10/22 at Army in a win
- Made his Mean Green debut at Rice on 9/24

**Junior College:**

- Was LA Valley teammates with RB Anthony Wyche
- Served in the Air Force following high school



**46** Christian Hosley

**Running Back**

RS So. ▶ 5-9 ▶ 185  
San Antonio, TX ▶ Howard Payne

**2016:**

- Redshirted his first year on campus

**Junior College:**

- Made nine appearances in 2015 for Howard Payne



**13** Quinetin Jackson

**Wide Receiver**

RS Jr. ▶ 6-3 ▶ 208  
Granite City, IL ▶ College of DuPage

**2016:**

- Granted medical redshirt after an early-season injury
- Made North Texas debut in the season-opener vs. SMU on 9/3 and made one tackle on special teams

**Junior College:**

- Attended the College of DuPage and was teammates there with quarterback Devin O'Hara
- Caught 29 passes for 591 yards and seven scores as a sophomore in 2015
- Hauled in 27 catches for 361 yards and three touchdowns as a freshman



**2** Eric Jenkins

**Defensive Back**

Sr. ▶ 5-10 ▶ 170  
New Orleans, LA ▶ LA Valley

**2016:**

- C-USA All-Conference honorable mention selection
- Made 11 appearances (five starts) for the

Mean Green, totaling 18 tackles (13 solo), with three interceptions (two of which were returned for touchdowns), a forced fumble and a team-high 10 pass break-ups

- Posted two tackles on 12/27 vs. Army at the Zaxby's Heart of Dallas Bowl
- Recorded two tackles and added his team-high 10th pass break-up of the season at UTEP on 11/26
- Broke up a pass vs. La Tech on 11/5
- Had one tackle and broke up a pair of passes at UTSA on 10/29
- Named C-USA Defensive Player of the Week after his two-interception performance (one was returned 34 yards for a score) with a forced fumble and two tackles to go along with two pass break-ups at Army on 10/22
- Made four tackles (all solo), and intercepted the first pass of his career, returning it 52 yards for a touchdown in the win vs. Marshall on 10/8
- Had three tackles vs. MTSU on 10/1 with a pass break-up
- Made one tackle and broke up a pass at No. 23 Florida on 9/17
- Made his North Texas debut on 9/10 vs. Bethune-Cookman with three tackles

**Junior College:**

- No. 9 ranked JC CB by 247Sports
- Had 27 tackles, 4.5 tackles for a loss and six interceptions as a sophomore
- Had 27 tackles, five tackles for a loss, seven pass break ups and three interceptions as a JC freshman
- Helped lead LA Valley to a 9-2 record and win the 2015 Golden State Bowl game over San Bernardino Valley 42-27

JENKINS' CAREER STATS										
Year	G	ST	AT	TT	TFL	Sacks	FR	FF	Int	PBU
2016	11	13	5	18	1.0	0.0	0	1	3	10
Career	11	13	5	18	1.0	0.0	0	1	3	10



# 47 Marquel Johnson

**Defensive Back**

RS So. ▶ 6-0 ▶ 176  
Lancaster, TX  
Lancaster HS

**2016:**  
• Did not see action during his first year on campus



# 38 Andrew Jones

**Defensive Back**

RS Jr. ▶ 6-1 ▶ 173  
Mesquite, TX  
North Mesquite HS

**2016:**  
• Made five appearances for the Mean Green, mostly on special teams

• Made his collegiate debut on 9/3 vs. SMU

**2015:**  
• Did not appear for the Mean Green

**2014:**  
• Redshirted

**High School:**

- Rated a three-star defensive back by ESPN.com
- In two seasons playing cornerback, Jones allowed only two catches by wide receivers
- Had 36 tackles, five tackles for a loss and two sacks his senior year
- Jones had one interception, two PBUs and allowed only one catch his senior year
- Was named District 12-5A first-team his junior seasons with 47 tackles, two tackles for loss, two sacks, one interception and seven PBUs



# 90 Tillman Johnson

**Defensive End**

Sr. ▶ 6-1 ▶ 251  
Round Rock, TX ▶ McNeil HS

**2016:**  
• Appeared in 12 regular season games for the Mean Green, making 11 tackles (nine solo),

- one of which was for a loss
- Recorded one stop on 11/26 at UTEP
- Posted three tackles, one of which was for loss at WKU on 11/12
- Made one tackle on 11/5 vs. La Tech
- Recorded one tackle vs. Middle Tennessee on 10/1
- Made two stops on 9/24 at Rice in a double OT win
- Recorded three stops at No. 23 Florida on 9/17 (two solo)
- Made his season debut on 9/3 vs. SMU with one tackle

**2015:**  
• Played in 10 games, totaling seven tackles, including four solo

- 2014:**
- Set a freshman record for most sacks in a single season with 5.0
  - Broke the school record for most sacks by a freshman in a game with 3.0 sacks against Nicholls
  - Despite playing in only eight games, Johnson was second on the team with five sacks in 2014
  - Was third on the team with five solo tackles and led North Texas with three sacks against Nicholls
  - Recorded the lone sack of the game for the Mean Green vs. UTEP

**High School:**

- Was a unanimous District 16-5A first-team selection his senior season after compiling 86 tackles, 37 tackles for loss, seven sacks, four forced fumbles and one fumble recovery
- Earned second-team all-district honors his junior season with 64 tackles, 22 tackles for loss, two sacks, two forced fumbles and one fumble recovery
- Was a two-time academic all-district selection his junior and senior season

**JOHNSON'S CAREER STATS**

Year	G	ST	AT	TT	TFL	Sacks	FR	FF	Int	PBU
2014	8	8	3	11	5.0	5.0	0	0	0	0
2015	10	4	3	7	0.0	0.0	0	0	0	0
2016	12	6	5	11	1.0	0.0	0	0	0	0
<b>Career</b>	<b>30</b>	<b>18</b>	<b>11</b>	<b>29</b>	<b>6.0</b>	<b>5.0</b>	<b>0</b>	<b>0</b>	<b>0</b>	<b>0</b>


**JONES' CAREER STATS**

Year	G	ST	AT	TT	TFL	Sacks	FR	FF	Int	PBU
2014	-	-	-	-	-	-	-	-	-	-
2015	-	-	-	-	-	-	-	-	-	-
2016	5	0	0	0	0.0	0.0	0	0	0	0
<b>Career</b>	<b>5</b>	<b>0</b>	<b>0</b>	<b>0</b>	<b>0.0</b>	<b>0.0</b>	<b>0</b>	<b>0</b>	<b>0</b>	<b>0</b>



# PROFILES

↳ Player Bios



# 81 Daniel Khan

## Wide Receiver

RS Jr. ▶ 5-11 ▶ 179  
Sherman Oaks, CA  
Notre Dame HS

### 2016:

- Appeared twice for the Mean Green

- Caught three passes for 24 yards on 10/1 vs. MTSU
- Made his Mean Green debut at Rice on 9/24 in a double OT win

### 2015:

- Did not play due to season-ending injury

### 2014:

- Redshirted

### High School:

- Was injured for part of his senior season but still managed 39 receptions for 522 yards and four touchdowns
- Started on defense and was the holder for placekicks
- His best performance came in Week 2 with seven catches for 156 yards and two long TDs
- Also had seven catches for 113 yards and two TDs against eventual state-champion Chaminade

### KHAN'S CAREER STATS

Year	G	Rec.	Yards	Avg.	TD	LG
2014	-	-	-	-	-	-
2015	-	-	-	-	-	-
2016	2	3	24	8.0	0	12
<b>Career</b>	<b>2</b>	<b>3</b>	<b>24</b>	<b>8.0</b>	<b>0</b>	<b>12</b>



# 32 Michael Lawrence

## Wide Receiver

So. ▶ 5-10 ▶ 180  
Sweetwater, TX ▶ Sweetwater HS

### 2016:

- Made one catch for 16 yards in his seven appearances for the Mean Green
- Recorded his first career catch, for 16 yards


- on 9/10 vs. Bethune-Cookman
- Made first career appearance in the season-opener vs. SMU on 9/3

### High School:

- Caught 73 passes for 1,154 yards and 18 touchdowns as a senior
- Helped lead Sweetwater to a 12-1 record and the regional round of the Texas 4A Division II UIL State Football Championships

### LAWRENCE'S CAREER STATS

Year	G	Rec.	Yards	Avg.	TD	LG
2016	7	1	16	16.0	0	16
<b>Career</b>	<b>7</b>	<b>1</b>	<b>16</b>	<b>16.0</b>	<b>0</b>	<b>16</b>



# 20 William LeMasters

## Linebacker

RS So. ▶ 6-2 ▶ 217  
Dallas, TX ▶ Parish Episcopal HS

### 2016:

- Appeared in four games for the Mean Green and recorded three tackles (two solo)

- Posted two tackles on 11/26 at UTEP
- Recorded his first career tackle at Army in a win on 10/22
- Made his college debut vs. Bethune-Cookman on 9/10 in a win

### 2015:

- Redshirted and did not see action

### LEMASTERS' CAREER STATS

Year	G	ST	AT	TT	TFL	Sacks	FR	FF	Int	PBU
2015	-	-	-	-	-	-	-	-	-	-
2016	4	2	1	3	0.0	0.0	0	0	0	1
<b>Career</b>	<b>4</b>	<b>2</b>	<b>1</b>	<b>3</b>	<b>0.0</b>	<b>0.0</b>	<b>0</b>	<b>0</b>	<b>0</b>	<b>1</b>



# 44 Cannon Maki

## Fullback

RS Jr. ▶ 5-11 ▶ 230  
Mansfield, TX ▶  
All Saints Episcopal HS

### 2016:

- Made 10 appearances, with three starts for the Mean Green
- Returned the first kickoff of his career 12

yards vs. La Tech on 11/5

- Earned his first career start at fullback on 10/1 vs. MTSU
- Made his season-debut on 9/10 vs. Bethune-Cookman

### 2015:

- Played in five games, mostly on special teams

### 2014:

- Redshirted

### High School:

- Attended All Saints Episcopal in Fort Worth, Texas
- Was a four-year football letterman
- Was an all-district honoree as a junior and senior





# 42 Corey Mann

## Linebacker

RS Fr. ▶ 6-0 ▶ 198  
Decatur, TX ▶ Temple HS

**2016:**  
• Redshirted first year on campus

### High School:

- Earned all-state and all-district honors as a senior at Temple HS, posting 165 tackles
- Helped Temple to a 12-2 season and a 4th round appearance in the playoffs
- Was a contributor as a junior for Temple as they reached the 5A-I Championship, that they lost 49-45 to Aledo at AT&T Stadium



# 6 Kishawn McClain

## Safety

Sr. ▶ 5-11 ▶ 187  
Rosenberg, TX ▶ Terry HS

**2016:**  
• Second team C-USA All-Conference selection after being named Preseason All-Conference

- Led the team with 91 total tackles (67 solo), had a career-high three interceptions and had three pass break-ups, one-and-a-half sacks, five tackles for loss and forced two fumbles in 13 starts at safety for the Mean Green
- One of five team captains
- Posted five tackles vs. Army in the Zaxby's Heart of Dallas Bowl on 12/27
- Recorded seven stops, one of which was for a loss at UTEP on 11/26
- Had eight tackles (five solo) in the win vs. Southern Miss on 11/19
- Recorded five stops and a pass breakup at WKU on 11/12
- Posted three tackles, a half of which was for loss vs. La Tech on 11/5
- Led the team with 10 total tackles (eight solo), added a half sack and 1.5 tackles for loss at UTSA on 10/29
- Posted a season-high 12 tackles (11 solo) in the win at Army on 10/22
- Had three tackles and recorded the first sack of his career on 10/8 vs. Marshall
- Intercepted his third pass of the season and posted a team-high 11 total tackles (nine solo) vs. MTSU on 10/1
- Named Conference USA Defensive Player of the Week after his 10-tackle (seven solo), one interception, one forced fumble and one pass break-up performance in the double OT win at Rice on 9/24
- Registered seven tackles at No. 23 Florida on 9/17
- Intercepted his first pass of the season on 9/10 vs. Bethune-Cookman
- Led the team in tackles with eight (six solo) and one pass break-up vs. SMU on 9/3

### 2015:

- Earned Conference USA Defensive Player of the Week with a 45-yard fumble return for a touchdown against UTSA, the team's first defensive touchdown of the season and the first fumble recovery for a touchdown since 2014
- Played in 12 games with 11 starts at free safety
- Led the team with 110 tackles, the second-most tackles by a safety in school history
- Combined with James Gray to become the first safety duo in school history to each record 100 total tackles

- Also recorded 2.5 tackles for loss, an interception, two forced fumbles, a fumble recovery, three pass break-ups and four passes defended
- Led the team in tackles against Rice, Southern Miss, Marshall, UTSA and UTEP, totaling a career-high 16 tackles against Rice
- Finished with double-digit tackles in five different games, against Rice, Iowa, Marshall, UTSA and UTEP

### 2014:

- Was named to the Conference USA All-Freshmen team
- Saw action in all 12 games, recording 39 tackles, including a half tackle for loss and an interception
- Intercepted a Southern Miss pass and recorded nine tackles in his first collegiate start at North Texas

### High School:

- Was a two-way player in high school, playing quarterback and safety
- Was a two-time District 23-4A first-team selection as a quarterback his senior and junior season
- Named to Dave Campbell's Top 300 Recruits as one of the top-12 athletes in Texas
- Rushed for 876 yards and 16 touchdowns while throwing for 536 yards and eight TDs as a senior
- Rushed for 1,576 yards and 19 touchdowns while throwing for 896 yards and passing for 12 TDs in 2012
- Had 57 tackles, two sacks and two interceptions

### MCCLAIN'S CAREER STATS

Year	G	ST	AT	TT	TFL	Sacks	FR	FF	Int	PBU
2014	12	21	18	39	0.5	0.0	0	0	1	0
2015	12	77	33	110	2.5	0.0	1	2	1	3
2016	13	67	24	91	5.0	1.5	0	2	3	3
<b>Career</b>	<b>37</b>	<b>165</b>	<b>75</b>	<b>240</b>	<b>7.5</b>	<b>1.5</b>	<b>1</b>	<b>4</b>	<b>5</b>	<b>6</b>



# PROFILES

↳ Player Bios



## 23 Connor Means

Linebacker


RS Jr. ▶ 6-4 ▶ 224  
Deer Park, TX ▶ Deer Park HS

**2016:**  
• Missed the entire season due to injury

**2015:**  
• Saw his first career action for the Mean Green against MTSU

**2014:**  
• Redshirted

**High School:**  
• Threw for 10 touchdowns and rushed for 10 more in 2013  
• Threw for 1,325 yards while rushing for 592 yards as a senior  
• Was named second-team all-district 21-5A his senior year  
• Earned academic all-state honorable mention honors from the THSCA his senior season  
• As a junior Means was named second-team All-District 21-5A and academic all-state by the THSCA  
• Threw for 1,458 yards and 17 touchdowns his junior season



## 40 Trever Merrell

Running Back

So. ▶ 5-10 ▶ 207  
Davis, OK ▶ Davis HS

**2016:**  
• Appeared in four games for the Mean Green, mostly on special teams  
• Made his collegiate debut on 9/3 vs. SMU

**High School:**  
• Lettered in baseball, basketball and football at Davis High School  
• Had 41 total tackles as a junior  
• As a high school junior helped Davis win second consecutive 2A state football championship with a pick-six with less than 2 minutes remaining



## 67 Chris Miles, Jr.

Offensive Line

RS Jr. ▶ 6-4 ▶ 311  
Flower Mound, TX  
Flower Mound HS

**2016:**  
• Made eight appearances for the Mean Green, two of which were starts  
• Recorded first start of the season on 11/19 vs. Southern Miss at guard  
• Made his season debut vs. SMU on 9/3

**2015:**  
• Played in all 12 games for the Mean Green, starting each of the first 11 games of the season at right tackle, including his first career start in the season opener against SMU

**2014:**  
• Redshirted

**High School:**  
• Named first-team all-district his senior season  
• Was a second-team all-district selection his junior season  
• Named one of the top-25 offensive linemen in Texas by Dave Campbell's  
• Earned first-team academic all-state honors by the THSCA his senior season  
• Was named a second-team All-Denton County offensive lineman by VYPE Magazine his senior season



# 10 Calvin Minor

**Linebacker**

Sr. ▶ 6-3 ▶ 210  
Lewisville, TX ▶ Lewisville HS

**2016:**

- Made 40 total tackles (nine solo), two tackles for loss with a pass-breakup and a half sack in 11 appearances, five of which were starts at jack linebacker

- Posted a career-high eight tackles on 11/26 in the regular season finale at UTEP
- Made six stops in a win vs. Southern Miss on 11/19, including one for loss, with a half sack, his first of the season
- Recorded seven tackles and picked up a quarterback hurry on 11/12 at WKU
- Posted four tackles, one for loss, at UTSA on 10/29
- Made one tackle on 10/22 at Army in the win
- Had three tackles in the win vs. Marshall on 10/8
- Made one stop vs. MTSU on 10/1
- Recorded five tackles (two solo) on 9/24 in a double OT win at Rice
- Made his first appearance of the season on 9/10 in a win vs. Bethune-Cookman and recorded five tackles

**2015:**

- Totaled 23 tackles, including 11 solo, with 2.0 tackles for loss and 1.0 sacks
- Made a start at outside linebacker, the fourth of his career, against Louisiana Tech
- Blocked a punt at Tennessee

**2014:**


- Notched 23 total tackles, including 3.5 TFL and 1.5 sacks in 11 games in 2014
- Recorded three total tackles and a sack at UAB
- Made his first career-start against UTEP and started the final three games of the season

**High School:**

- Was a unanimous selection to the first-team District 5-5A team in 2012
- Rated a two-star recruit by Rivals.com
- As a senior, Minor had 84 tackles, 10 tackles for a loss, two interceptions, two forced fumbles and a sack
- His junior season, Minor racked up 50 tackles and five tackles for a loss
- A multi-sport star, Minor was a member of the 4x400 relay team that advanced to the regional and state meet as a sophomore

**MINOR'S CAREER STATS**

Year	G	ST	AT	TT	TFL	Sacks	FR	FF	Int	PBU
2014	11	12	11	23	3.5	1.5	0	0	0	0
2015	9	11	12	23	2.0	1.0	0	0	0	0
2016	11	9	31	40	2.0	0.5	0	0	0	1
<b>Career</b>	<b>31</b>	<b>32</b>	<b>54</b>	<b>86</b>	<b>7.5</b>	<b>3.0</b>	<b>0</b>	<b>0</b>	<b>0</b>	<b>1</b>



# 39 Jameel Moore

**Defensive Back**

So. ▶ 5-10 ▶ 173  
Cedar Hill, TX ▶ Cedar Hill HS

**2016:**

- Appeared in 11 games for the Mean Green in his freshman year, posting three tackles (two solo) on special teams

- Made one stop vs. Army at the Zaxby's Heart of Dallas Bowl on 12/27
- Recorded his first two career tackles in the win vs. Southern Miss on 11/19
- Made his collegiate debut on 9/3 vs. SMU

**High School:**

- Was a two-star Rivals, Scout, 247 and 247 composite recruit
- Was the 236th-ranked cornerback in the nation according to the 247 rankings
- Was the 256th-ranked cornerback in the nation according to the 247 composite rankings
- Was the 362nd-ranked recruit in the state of Texas according to the 247 composite rankings
- Was the 383rd-ranked recruit in the state of Texas according to the 247 rankings
- Was a second team All-District 8-6A selection as a senior
- As a senior, helped lead Cedar Hill to a 9-2 record and a bi-district round of the Texas 5A Division I UIL State Football Championship

**MOORE'S CAREER STATS**

Year	G	ST	AT	TT	TFL	Sacks	FR	FF	Int	PBU
2016	11	2	1	3	0.0	0.0	0	0	0	0
<b>Career</b>	<b>11</b>	<b>2</b>	<b>1</b>	<b>3</b>	<b>0.0</b>	<b>0.0</b>	<b>0</b>	<b>0</b>	<b>0</b>	<b>0</b>



# PROFILES

↳ Player Bios



# 44 Sid Moore

## Defensive Line

RS Sr. ▶ 6-1 ▶ 253  
Van, TX ▶ Van HS

### 2016:

- Appeared in four games for the Mean Green and had four total tackles (three solo)
- Made one stop at Rice on 9/24 in a double OT win
- Recorded a pair of tackles at No. 23 Florida on 9/17
- Made one tackle in his season debut vs. SMU on 9/3

### 2015:

- Played in four games, totaling six tackles, including four solo

### 2014:

- Played in nine games and finished with 11 tackles
- Had 3.5 tackles for loss and 1.5 sacks

### 2013:

- Redshirted

### High School:

- Rated a three-star player by 247sports.com
- Was rated as the 106th best player in the Texas and the 47th best lineman by 247sports.com
- Was a two-time all-state pick and two-time first-team all-district in 2011, 2012
- Had 102 tackles with 34 tackles for a loss, eight sacks, two forced fumbles as a senior
- Was an AP Class 3A Honorable Mention All-State selection
- Named the District 15-3A Defensive MVP

### MOORE'S CAREER STATS

Year	G	ST	AT	TT	TFL	Sacks	FR	FF	Int	PBU
2013	-	-	-	-	-	-	-	-	-	-
2014	9	6	5	11	3.5	1.5	0	0	0	0
2015	4	2	4	6	0.0	0.0	0	0	0	0
2016	4	3	1	4	1.0	0.0	0	0	0	0
<b>Career</b>	<b>17</b>	<b>11</b>	<b>10</b>	<b>21</b>	<b>4.5</b>	<b>1.5</b>	<b>0</b>	<b>0</b>	<b>0</b>	<b>0</b>



# 30 Trevor Moore

## Kicker

Sr. ▶ 5-11 ▶ 187  
Edmond, OK ▶ Edmond North HS

### 2016:

- C-USA All-Conference honorable mention

### selection

- Finished 9-for-13 on field goals and a perfect 41-for-41 on extra points in 12 appearances (Has made 99 straight PATs to start his career, which ranks fourth best nationally amongst active kickers in the Football Bowl Subdivision)
- Connected on a 37-yard field goal with 28 seconds remaining in the fourth quarter to force overtime on 12/27 in the Zaxby's Heart of Dallas Bowl, in addition to making all four extra point attempts
- Made a 45-yard field goal and was 3-for-3 on PATs at UTEP on 11/26
- Converted both field goal attempts (26 and 39 yards) and was 3-for-3 on extra

points in the win vs. Southern Miss on 11/19

- Made his only PAT of the game, and missed a 47-yard field goal try on 11/12 at WKU
- Made a career-long 51-yard field goal and was 3-for-3 on extra points vs. La Tech on 11/5
- Converted both PATs attempted and made a 20-yard field goal on 10/29 at UTSA
- Made all five PAT attempts and missed a pair of field goals on a windy afternoon at Army on 10/22
- Was 1-of-2 on field goals (made from 31, missed from 46) and 5-for-5 on extra points in the win vs. Marshall on 10/8
- Was 1-for-1 on PATs to extend his own school record on 10/1 vs. MTSU
- Went 6-for-6 on extra points in the double-OT win at Rice on 9/24
- Broke the school record for consecutive PATs made with his first of five successful attempts on 9/10 vs. Bethune-Cookman and also added his first two field goals of the year, connecting from 19 and 20 yards out, respectively
- Was a perfect 3-of-3 on PATs on 9/3 vs. SMU, which tied him for the school record for consecutive PATs made (61)

### 2015:

- Named to the Lou Groza Award watch list
- Played in all 12 games, serving as the team's primary kicker and also handling some kickoff duties
- Was 9-of-14 on field goals, including 9-of-10 on field goals from inside 40 yards
- His season long was 38 yards against Iowa
- Was also a perfect 21-of-21 on PATs, extending his streak of consecutive PATs to 58 straight kicks
- Connected on all three field goals, from 38, 38 and 31 yards, at Iowa, the third time in his career that he hit three or more field goals in a game

### 2014:

- Named a freshman All-America by Sports Illustrated
- The Mean Green's leading scorer in his freshman season, going 15-for-17 on field goal attempts and a perfect 37-for-37 on PATs
- Set a school record for best field goal percentage (88.2) and tied the school record for most PATs without a miss in a single season
- Named to the C-USA All-Freshman team and earned honorable mention all-C-USA honors
- Went 4-for-4 in field goal kicks in season finale vs. UTSA
- Booted two field goals in loss to Southern Miss
- Went 5-for-5 on field goals and accounted for 17 total points against SMU
- Kicked a 37-yard field goal against UTEP
- Kicked an 18-yard field goal vs. FAU
- Named C-USA Special Teams Player of the Week on 9/8
- Named National Placekicker of the Week by the College Football Performance Awards on 9/8

### High School:

- Was selected to The Oklahoman's All-State football team his senior year in which he connected on 12-of-15 field goals and all 33 of his extra points
- Was rated as the No. 21 kicker in the nation by Kohl's Kicking camp
- Named first-team All-State by the Daily Oklahoman
- Was an all-conference and all-district kicker as a senior
- As a junior, Moore connected on 12-of-14 field goals and was an all-state honor-

### MOORE'S CAREER STATS

Year	FG	Pct	1-19	20-29	30-39	40-49	50+	LG
2014	15-17	88.2	1-1	6-6	4-5	4-5	0-0	47
2015	9-14	64.3	0-0	5-6	4-4	0-3	0-1	38
2016	9-13	69.2	1-1	3-3	3-3	1-5	1-1	51
<b>Career</b>	<b>33-44</b>	<b>75.0</b>	<b>2-2</b>	<b>14-15</b>	<b>11-12</b>	<b>5-13</b>	<b>1-2</b>	<b>51</b>



## 4 Khairi Muhammad

**Safety**

So. ▶ 5-11 ▶ 182  
Dallas, TX ▶ DeSoto HS

**2016:**

- Made 12 appearances for the Mean Green as a true freshman, totaling 15 tackles (seven


- solo) with an interception, a half sack and a pass break-up
- Recorded two tackles at the Zaxby's Heart of Dallas Bowl vs. Army on 12/27
- Intercepted the first pass of his career in the fourth quarter of the win on 11/19 vs. Southern Miss, also adding a tackle and the first half sack of his career
- Had one stop and broke up a pass at WKU on 11/12
- Posted four tackles vs. La Tech on 11/5
- Had two tackles at Army in the win on 10/22
- Recorded a tackle vs. Marshall on 10/8
- Posted one tackle on 10/1 vs. MTSU
- Had one stop at Rice on 9/24 in a double OT win
- Recorded two tackles at No. 23 Florida on 9/17
- Made first career appearance in the season-opener vs. SMU on 9/3

**High School:**

- Was a two-star Scout, 247 and 247 composite recruit
- Honorable mention All-District 8-6A selection playing wide receiver as a senior
- Hauled in 21 passes for 269 yards and two touchdowns as a senior
- On the defensive side, totaled 26 tackles and broke up four passes playing cornerback as a senior
- His cousin is North Texas defensive lineman Bryce English, another DeSoto High School product

**MUHAMMAD'S CAREER STATS**

Year	G	ST	AT	TT	TFL	Sacks	FR	FF	Int	PBU
2016	12	7	8	15	0.5	0.5	0	0	1	1
<b>Career</b>	<b>12</b>	<b>7</b>	<b>8</b>	<b>15</b>	<b>0.5</b>	<b>0.5</b>	<b>0</b>	<b>0</b>	<b>1</b>	<b>1</b>



## 68 Chett Munden

**Offensive Line**

RS So. ▶ 6-5 ▶ 268  
Marshall, TX ▶ Marshall HS

**2016:**

- Made one appearance, which was his collegiate debut at Western Kentucky on 11/12

**2015:**

- Redshirted and did not see action

**High School:**

- Was a two-time first-team all-district pick
- Earned 15-5A first-team all-district honors as a senior and was a first-team All-District 14-4A as junior
- Named to the 2014 *ETSN.fm* East Texas Football Super Team First-Team.
- Was a team captain



## 71 Jordan Murray

**Offensive Line**

Jr. ▶ 6-9 ▶ 333  
Coppell, TX ▶ Coppell HS

**2016:**

- C-USA All-Conference honorable mention selection
- Made 12 appearances, 10 of which were starts

- for the Mean Green, playing at tackle and guard
- Started at left tackle on 9/3 vs. SMU to make his season debut

**2015:**

- Played in six games, making his first career start at right tackle against Rice
- In his start against Rice, North Texas averaged 7.7 yards per play, averaging 8.7 yards per pass attempt and 6.5 yards per rush attempt

**High School:**

- Was a first-team District 7-6A pick his senior season
- Was rated as the No. 124 offensive guard in the nation by 247Sports.com and a two-star recruit



# PROFILES

↳ Player Bios



**18** Devin O'Hara

**Quarterback**

RS Sr. ▶ 6-5 ▶ 205  
Arlington Heights, IL ▶ College of Dupage

**2016:**  
• Did not appear for the Mean Green

**Junior College:**

- At DuPage threw for 1,786 yards and 21 touchdowns in nine games in 2015
- Completed 112 of his 168 (66.7 percent) passes in 2015
- Threw for 198 yds/game

**High School:**

- Attended Prospect High School
- Was a first-team All-State selection as a senior, and was a two-time All-Area and All-Conference choice as both a WR (as a junior) and QB (as a senior)



**69** Doro Omerhi

**Offensive Line**

RS Fr. ▶ 6-4 ▶ 306  
Pearland, TX ▶ Pearland HS

**2016:**  
• Redshirted his first season on campus

**High School:**

- Was on the District Championship 22-6A team
- Was a first-team all-district selection (6A) as a senior



**17** Joe Ozougwu

**Linebacker**

RS Fr. ▶ 6-3 ▶ 217  
Alief, TX ▶ Taylor HS

**2016:**  
• Redshirted first year on campus

**High School:**

- Finished his senior season with 78 tackles, 12 tackles for loss and eight sacks
- Was an all-district 23-5A player and a team captain
- His older brother, Cheta, played at Rice and was a seventh-round draft pick of the Houston Texans



**93** Blake Patterson


**Punter**

RS Fr. ▶ 6-2 ▶ 185  
Round Rock, TX ▶ Cedar Ridge HS

**2016:**  
• Redshirted his first year on campus

**High School:**

- Reached the second round of the Conference 6A State Playoffs as a senior at Cedar Ridge



**5** Mylam Peters

**Linebacker**

RS Sr. ▶ 6-5 ▶ 241  
Kissimmee, FL ▶ Arizona Western

**2016:**  
• Made three appearances, mostly on special teams for the Mean Green and finished with

one tackle, which was for a loss


- Made his North Texas debut at Army on 10/22 in the win

**Junior College:**

- Dealt with injuries in 2015 at Arizona Western and finished the season with 13 tackles in 11 games

**PETERS' CAREER STATS**

Year	G	ST	AT	TT	TFL	Sacks	FR	FF	Int	PBU
2016	3	1	0	1	1.0	0.0	0	0	0	0
Career	3	1	0	1	1.0	0.0	0	0	0	0



**88** Jason Pirtle

**Wide Receiver**

RS Fr. ▶ 6-2 ▶ 193  
Locust Grove, OK ▶ Locust Grove HS

**2016:**  
• Redshirted first year on campus

**High School:**

- Hauled in 249 passes for 4,843 yards and 59 touchdowns, all Oklahoma state records, during his high school career
- As a senior, caught 92 passes for 1,702 yards and 19 touchdowns
- Earned first team all-state honors on The Daily Oklahoman's team, setting single-season state records with 99 catches for 2,096 yards and 29 touchdowns as a junior
- Helped lead Locust Grove to a 42-8 record, including a 37-3 record in his final three years



# 27 Ashton Preston

**Defensive Back**

Jr. ▶ 5-10 ▶ 187  
Edmond, OK ▶ Santa Fe HS

**2016:**

- Recorded 40 tackles (24 solo), an interception, a sack, a pass break-up, a forced fumble and four-and-a-half tackles for loss in 12 ap-

pearances, nine of which were starts

- Made one tackle on 12/27 in the Zaxby's Heart of Dallas Bowl vs. Army
- Had five stops (three solo) in the win vs. Southern Miss on 11/19
- Posted five tackles, one-and-a-half for loss and a pass breakup on 11/12 at WKU
- Recorded two tackles and intercepted his first pass of the season vs. La Tech on 11/5
- Made four tackles, one of which was for a loss on 10/1 vs. MTSU
- Posted a career-high 10 tackles (seven solo) with his first career sack, two tackles for loss and a forced fumble in the double OT win at Rice on 9/24
- Had two tackles at No. 23 Florida on 9/17
- Posted a tackle vs. Bethune-Cookman on 9/10
- Made his season debut on 9/3 vs. SMU, starting at nickel and tallied four tackles

**2015:**

- Played in 10 games for the Mean Green starting the first two games of his career against Western Kentucky and Middle Tennessee
- Totaled eight tackles with a pass break-up and a pass defended
- Made his first career start against Western Kentucky, and along with fellow true freshman Nate Brooks, they became the first freshman duo to start at cornerback since 2006
- Recorded a career-high three tackles with a pass break-up against Western Kentucky

**High School:**

- Rated a three-star recruit by *ESPN.com*, *Scout.com* and *247Sports.com*
- Ranked as the No. 2 cornerback in Oklahoma by *Scout.com*, the No. 14 overall recruit in Oklahoma and the No. 17 cornerback in Oklahoma by *ESPN.com*
- Scout.com* ranked Preston as the No. 139 cornerback in the nation
- Had 34 tackles, one interception and five PBU's his senior season
- Had 18 tackles and one interception as a junior

**PRESTON'S CAREER STATS**

Year	G	ST	AT	TT	TFL	Sacks	FR	FF	Int	PBU
2015	10	8	0	8	0.0	0.0	0	0	0	1
2016	13	24	16	40	4.5	1.0	0	1	1	1
<b>Career</b>	<b>23</b>	<b>32</b>	<b>16</b>	<b>48</b>	<b>4.5</b>	<b>1.0</b>	<b>0</b>	<b>1</b>	<b>1</b>	<b>2</b>



# 24 Taylor Robinson

**Safety**

RS So. ▶ 5-11 ▶ 181  
Keller, TX ▶ Central HS

**2016:**

- Made 11 appearances for the Mean Green, totaling 18 tackles (12 solo) with one pass break-up

- Had three tackles (all solo) vs. Army in the Zaxby's Heart of Dallas Bowl on 12/27
- Posted two stops in the regular season finale on 11/26 at UTEP
- Recorded a tackle in the win vs. Southern Miss on 11/19
- Had a career-high seven tackles to go along with the first pass break-up of his career on 11/5 vs. La Tech
- Posted one stop at UTSA on 10/29
- Notched a pair of tackles in the win on 10/22 at Army
- Recorded one tackle at No. 23 Florida on 9/17
- Posted one tackle on 9/10 in a win vs. Bethune-Cookman
- Made collegiate debut in the season-opener vs. SMU on 9/3

**2015:**

- Redshirted first year on campus

**High School:**

- Was ranked as a three-star recruit by *ESPN.com*
- Was a unanimous first-team District 5-6A selection as a senior with 73 tackles, four interceptions, two forced fumbles and one fumble recovery
- Was a team captain
- Was a first-team academic all-state selection his senior season
- Was a first-team all-district 4-5A selection as a junior when he intercepted nine passes
- Played wide receiver and caught 27 passes for 352 yards and three touchdowns

**ROBINSON'S CAREER STATS**

Year	G	ST	AT	TT	TFL	Sacks	FR	FF	Int	PBU
2015	-	-	-	-	-	-	-	-	-	-
2016	11	12	6	18	0.0	0.0	0	0	0	1
<b>Career</b>	<b>11</b>	<b>12</b>	<b>6</b>	<b>18</b>	<b>0.0</b>	<b>0.0</b>	<b>0</b>	<b>0</b>	<b>0</b>	<b>1</b>



# PROFILES

↳ Player Bios



## 2 O'Keeron Rutherford

**Wide Receiver**

RS Jr. ▶ 6-5 ▶ 185  
Carthage, TX ▶ Carthage HS

**2016:**

- Made seven catches for 71 yards in nine appearances, three of which were starts
- Hauled in two catches for 20 yards vs. Army

at the Zaxby's Heart of Dallas Bowl on 12/27

- Caught a pass for five yards on 11/26 at UTEP
- Made one catch for one yard vs. La Tech on 11/5
- Caught one pass for a career-long 32 yards on 9/24 in a double OT win at Rice
- Started and caught two passes for 13 yards on 9/10 vs. Bethune-Cookman
- Made first appearance of 2016 in the season-opener vs. SMU on 9/3

**2015:**

- Played in eight games, hauling in three passes for 17 yards
- Hauled in first career pass at Southern Miss

**2014:**

- Redshirted

**High School:**

- Had 64 catches for 1,048 yards and 16 touchdowns as a senior
- Was a District 20-3A First Team selection his senior season as he helped lead his team to the state championship
- Named to the ETSN.fm East Texas Super Team second team
- Made 43 receptions for 599 yards and eight touchdowns as a junior

Year	G	Rec.	Yards	Avg.	TD	LG
2014	-	-	-	-	-	-
2015	8	3	17	5.7	0	9
2016	9	7	71	10.1	0	32
<b>Career</b>	<b>17</b>	<b>10</b>	<b>88</b>	<b>8.8</b>	<b>0</b>	<b>32</b>



## 19 Quinn Shanbour

**Quarterback**

RS Jr. ▶ 6-0 ▶ 192  
Oklahoma City, OK  
Heritage Hall HS

- Granted extra year of eligibility by the NCAA in March of 2017

**2016:**

- Made his North Texas debut on 11/12 at WKU, going 0-for-1 passing and carried once for no gain

**2015:**

- Did not see any action

**2014:**

- Did not appear for the Mean Green

**2013:**

- Redshirted first year on campus, after walking on following the spring semester at Oklahoma State

**High School:**

- Attended Heritage Hall HS, and then went to Choate Rosemary Hall, a preparatory school in Connecticut
- Threw for over 1,500 yards as a senior at Heritage Hall

Year	G	CMP	ATT	PCT.	YDS	TD	INT
2013	-	-	-	-	-	-	-
2014	-	-	-	-	-	-	-
2015	-	-	-	-	-	-	-
2016	1	0	1	0.0	0	0	0
<b>Career</b>	<b>1</b>	<b>0</b>	<b>1</b>	<b>0.0</b>	<b>0</b>	<b>0</b>	<b>0</b>





**1 Turner Smiley**

**Wide Receiver**

Sr. ▶ 6-0 ▶ 193  
Frisco, TX ▶ Wakeland HS

**2016:**

- Made 11 appearances for the Mean Green, including seven starts and caught 33 passes for 389 yards with two touchdowns, and averaged

8.8 yards per punt return

- Caught a team-high eight passes for 79 yards in the Zaxby's Heart of Dallas Bowl vs. Army on 12/27
- Made five catches for 25 yards in the regular season finale on 11/26 at UTEP
- Had a career day, grabbing seven passes for 162 yards with two touchdowns, including a career-long 55-yard touchdown catch in the win vs. Southern Miss on 11/19
- Had one catch for eight yards and returned kickoffs for an average of 21.3 yards per return at WKU on 11/12
- Caught a pair of passes for 10 yards on 11/5 vs. La Tech
- Caught three passes for 45 yards and had the longest punt return of the year for the Mean Green, 34 yards, at UTSA on 10/29
- Had three catches for 27 yards on 10/22 at Army in the win
- Recorded two catches for 29 yards in the win vs. Marshall on 10/1
- Made his season debut on 9/10 vs. Bethune-Cookman with two catches for four yards

**2015:**

- Played in 11 games with nine starts at wide receiver
- Was third on the team in receiving, hauling in 25 passes for 255 yards and a touchdown
- Hauled in five passes for 45 yards, including a five-yard touchdown catch, against Louisiana Tech
- Also caught three passes for a season-high 56 yards, including a season-long 39-yard reception, against Southern Miss

**2014:**

- Played in all 12 games, brought in 14 catches for 195 yards and a touchdown
- Caught four passes for 77 yards versus UAB
- Recorded his first career touchdown catch on a 44-yard reception versus UAB

**High School:**

- Had 60 receptions for 862 yards and 12 touchdowns as a senior
- Had 13 total touchdowns for the year and averaged 14.4 yards a catch
- Named 9-4A first-team all-district in 2012
- On the defensive side of the ball Smiley had 23 tackles and two interceptions
- As a junior Smiley made 40 receptions for 663 yards with six touchdowns and was a first-team all-district
- Had 26 tackles and four interceptions in 2011

**SMILEY'S CAREER RECEIVING STATS**

Year	G	Rec.	Yards	Avg.	TD	LG
2014	12	14	195	13.9	1	44
2015	11	25	255	10.2	1	39
2016	11	33	389	11.8	2	55
<b>Career</b>	<b>34</b>	<b>72</b>	<b>839</b>	<b>11.7</b>	<b>4</b>	<b>55</b>



**30 Dennis Smith**

**Wide Receiver**

RS So. ▶ 5-9 ▶ 166  
San Antonio, TX ▶ Sterling College

**2016:**

- Redshirted first season in Denton

**Junior College:**

- Made one appearance for Sterling in 2015

**High School:**

- Attended Madison High School



**87 Kelvin Smith**

**Tight End**

RS So. ▶ 6-2 ▶ 243  
Spring, TX ▶ Dekaney HS

**2016:**

- Appeared in 10 games for the Mean Green, catching seven passes for 79 yards and tied for the team-high with two touchdowns

- Hauled in two passes for 17 yards in the regular season finale on 11/26 at UTEP
- Made one catch for five yards in the win vs. Marshall on 10/8
- Caught a pair of passes for 21 yards and a touchdown on 10/1 vs. MTSU
- Made his collegiate debut on 9/3 vs. SMU, catching two passes for 36 yards and a highlight reel touchdown, where he flipped over a defender into the end zone on a 25-yard score

**2015:**

- Redshirted first season on campus

**High School:**

- Used primarily as a blocking tight end, Smith had two catches his senior season
- Blocked for a 1,700 yard rusher his junior season
- 247Sports.com ranked Smith as the No. 91 tight end in the nation
- Rated a top-100 player by the Houston Chronicle and VYPE Magazine
- Was a team captain

**SMITH'S CAREER RECEIVING STATS**

Year	G	Rec.	Yards	Avg.	TD	LG
2015	-	-	-	-	-	-
2016	10	7	79	11.3	2	25
<b>Career</b>	<b>10</b>	<b>7</b>	<b>79</b>	<b>11.3</b>	<b>2</b>	<b>25</b>



# PROFILES

↳ Player Bios



# 21 Nic Smith

**Running Back**

RS Fr. ▶ 5-10 ▶ 182  
Arlington, TX ▶ Martin HS

**2016:**  
• Redshirted first year on campus

**High School:**

- Was a three-star ESPN Scout, 247 and 247 composite recruit, two-star Rivals recruit
- Was the 57th-ranked running back in the nation according to the 247 rankings
- Was the 86th-ranked running back in the nation according to the 247 composite rankings
- Was the 123rd-ranked recruit in the state of Texas according to the 247 rankings
- Was the 156th-ranked recruit in the state of Texas according to the 247 composite rankings
- Was the 13th-ranked running back in Texas and the Midlands region and 75th-ranked running back in the nation according to Scout
- Was the 118th-ranked running back in the nation, 220th-ranked Texas recruit, 287th-ranked Midlands regional recruit according to ESPN
- Was the all-time leading scorer in Arlington ISD and the leading rusher in school history
- Rushed for 3,803 yards and 66 touchdowns for his career, including 1,828 yards and 35 touchdowns as a junior and 1,439 yards and 19 touchdowns as a sophomore
- Despite missing part of his senior season, rushed 98 times for 536 yards and 12 touchdowns



# 15 Ulaiasi Tauaalo

**Defensive Tackle**

RS Jr. ▶ 6-2 ▶ 290  
Keller, TX ▶ Central HS

**2016:**  
• Made 13 appearances for the Mean Green with 25 total tackles (18 solo), a sack, a forced

- fumble, a pass break-up and two tackles for loss
- Had three tackles on 12/27 vs. Army in the Zaxby's Heart of Dallas Bowl
- Recorded a tackle at UTEP in the regular season finale on 11/26
- Posted two tackles in the win on 11/19 vs. Southern Miss
- Made one tackle vs. La Tech on 11/5
- Had three stops on 10/29 at UTSA
- Posted a career-high six tackles in the win at Army on 10/22
- Recorded two stops on 10/8 in a win vs. Marshall
- Made four tackles, recorded his first sack of the season and also broke up a pass in the double OT win at Rice on 9/24
- Posted a tackle at No. 23 Florida on 9/17
- Recorded one tackle for loss on 9/10 vs. Bethune-Cookman
- Made his season debut vs. SMU on 9/3 with one tackle

- 2015:**
- Played in all 12 games, totaling 27 tackles, including 13 solo, with 2.0 tackles for loss, 0.5 sacks and a fumble recovery
  - Had a career game at Marshall, recording five tackles, 0.5 tackles for loss and a 0.5 sack, the first of his career
  - Also tallied one tackle for loss in the regular-season finale against UTEP

- 2014:**
- Redshirted and did not see action

**High School:**

- Was a Class 5A all-state honorable mention selection his senior season
- Named District 4-5A First Team as he racked up 94 tackles, 10 tackles for loss, three sacks and four forced fumbles
- Had 58 tackles, eight tackles for loss and four sacks as a junior
- Caused three fumbles and recovered one
- Named District 4-5A Second Team his junior season

**TAUAALO'S CAREER STATS**

Year	G	ST	AT	TT	TFL	Sacks	FR	FF	Int	PBU
2014	-	-	-	-	-	-	-	-	-	-
2015	12	13	14	27	2.0	0.5	1	0	0	0
2016	13	18	7	25	2.0	1.0	0	1	0	1
<b>Career</b>	<b>25</b>	<b>31</b>	<b>21</b>	<b>52</b>	<b>4.0</b>	<b>1.5</b>	<b>1</b>	<b>1</b>	<b>0</b>	<b>1</b>



## 78 Jalen Thomas

**Offensive Line**

Sr. ▶ 6-5 ▶ 278  
Detroit, MI ▶ ASA Brooklyn

**2016:**

- Appeared twice for the Mean Green in his

first season on campus

- Made his North Texas debut in a win vs. Bethune-Cookman on 9/10

**Junior College:**

- Attended ASA College in Brooklyn
- Ranked as a two-star prospect by 247 Composite and was ranked as the 42nd junior college tackle according to 247Sports
- Appeared in four games as a sophomore
- Previously attended City College of San Francisco



## 25 Andrew Tucker

**Running Back**

RS Sr. ▶ 6-0 ▶ 202  
Tyler, TX ▶ Chapel Hill HS

**2016:**

- Appeared in 11 games for the Mean Green, carrying 20 times for 153 yards and two

touchdowns, with one catch, while also recording a touchdown on a blocked punt return

- Had two carries for 13 yards on 12/27 at the Zaxby's Heart of Dallas Bowl vs. Army
- Had three carries for seven yards vs. Southern Miss on 11/19 in a win
- Carried three times for 82 yards with a career-long 71-yard touchdown run on 11/12 at WKU
- Carried once and caught his first pass of the season on 9/24 in a double OT win at Rice
- Posted two carries for five yards at No. 23 Florida on 9/17, while also recording a tackle on special teams
- Carried five times for 38 yards and a touchdown, the first rushing score of his collegiate career, and also scored a touchdown when he returned a blocked punt one yard for a touchdown vs. Bethune-Cookman on 9/10
- Made season debut on 9/3 vs. SMU

**2015:**

- Played in 11 games, earning the start at running back in the season opener against SMU
- Rushed for 75 yards on 15 carries and also totaled six tackles playing on special teams
- Led the team in rushing against SMU, rushing 10 times for 50 yards

**2014:**

- Ran the ball eight times for 44 yards and recorded four special teams tackles in 11 games in 2014

**High School:**

- Rated a three-star recruit by Rivals.com in 2011
- Dave Campbell's Texas Football named Tucker one of the top-25 running backs in Texas in 2011
- Rushed for 1,088 yards and had 11 touchdowns as a senior in helping lead Chapel Hill to an undefeated season and the state championship
- Averaged 8.7 yards a carry and also had 15 catches for 305 yards
- Was a two-way star at Chapel Hill High School
- Rushed for 1,063 yards and 14 touchdowns as a junior
- Defensively he made 113 tackles, 12 for loss, with two sacks and forced five fumbles.

**TUCKER'S CAREER STATS**

Year	G	Att.	Yards	Avg.	TD	LG	Avg/g.
2014	11	8	44	5.5	0	20	4.0
2015	11	15	75	5.0	0	18	6.8
2016	11	20	153	7.7	2	71	13.9
<b>Career</b>	<b>33</b>	<b>43</b>	<b>272</b>	<b>6.3</b>	<b>2</b>	<b>71</b>	<b>8.2</b>



# PROFILES

↳ Player Bios



## 19 Nnamdi Umeakuana

**Defensive Back**

RS Jr. ▶ 6-1 ▶ 195  
Irving, TX ▶ Austin College

**2016:**  
• Redshirted first season on campus in Denton

**Junior College:**

- Appeared in 10 games for Austin College in 2015



## 18 Joshua Wheeler

**Linebacker/Def. End**

Sr. ▶ 6-3 ▶ 229  
Grand Prairie, TX ▶ Tyler JC

**2016:**  
• C-USA All-Conference honorable mention selection

- Made 42 (26 solo) tackles, was the team-leader in sacks (five-and-a-half), posted seven-and-a-half tackles for loss, forced two fumbles and broke up two passes in 12 appearances, six of which were starts for the Mean Green at the jack linebacker position
- Recorded eight tackles (six solo), one of which was for loss on 12/27 vs. Army in the Zaxby's Heart of Dallas Bowl
- Posted five tackles, including a sack and two tackles for loss in the win vs. Southern Miss on 11/19
- Had one tackle and a quarterback hurry on 11/12 at WKU
- Recorded two stops on 11/5 vs. La Tech
- Had four tackles and a sack on 10/29 at UTSA
- Posted two tackles and a pass break-up in the win at Army on 10/22
- Had one sack in the win vs. Marshall on 10/8
- Recorded four tackles (three solo) with a half sack on 10/1 vs. MTSU
- Made three tackles and forced a fumble in the double OT win at Rice on 9/24
- Had two tackles at No. 23 Florida on 9/17
- Posted three tackles, one sack and forced a fumble vs. Bethune-Cookman on 9/10
- Made first career start on 9/3 vs. SMU and posted seven tackles (four solo) and recorded his first career sack

**Junior College:**

- Was an honorable mention All-American in 2015 and finished third in the nation with 16 sacks
- Notched 9.5 tackles for loss to go along with 49 tackles in 10 games last season for Tyler Junior College
- Finished his career at Tyler Junior College with 25 sacks

WHEELER'S CAREER STATS										
Year	G	ST	AT	TT	TFL	Sacks	FR	FF	Int	PBU
2016	12	26	16	42	7.5	5.5	0	2	0	2
<b>Career</b>	<b>12</b>	<b>26</b>	<b>16</b>	<b>42</b>	<b>7.5</b>	<b>5.5</b>	<b>0</b>	<b>2</b>	<b>0</b>	<b>2</b>



# 3 Jeffery Wilson

**Running Back**

**Sr. ▶ 6-0 ▶ 194  
Elkhart, TX ▶ Elkart HS**

**Career:** Currently 11th all-time on the school's rushing list for his career (1,990 yards)

**2016:**

- Carried 169 times for 936 yards (5.5 yards-per-carry) with 14 touchdowns and had 29 catches for 247 yards and another touchdown in 11 appearances, 10 of which were starts
- Carried 20 times for 81 yards and a touchdown and caught six passes for 46 yards and a score on 12/27 in the Xaxby's Heart of Dallas Bowl vs. Army
- Returned from injury with seven carries for 22 yards and caught one pass from 11 yards at UTEP on 11/26
- Did not play at WKU on 11/12 or on 11/19 vs. Southern Miss due to injury
- Carried 15 times for 66 yards with a touchdown and caught four balls for a career-high 61 yards vs. La Tech on 11/5
- Had 19 carries for 43 yards and four catches for 44 yards at UTSA on 10/29
- Carried 15 times for 160 yards and three touchdowns (tying a career-high set earlier in the season) against the No. 2 defense against the run in the country on 10/22 in a win at Army
- Had a career-high 26 carries for 188 yards (also a career-high) with two touchdowns in the win vs. Marshall on 10/8
- Carried 10 times for 24 yards with one touchdown and caught three passes for nine yards on 10/1 vs. MTSU
- Had a then-career-high 157 yards rushing on 18 carries with three touchdowns (also a career-best), one of which was a career-long 75 yards, in a double OT win at Rice on 9/24
- Rushed for 26 yards on 10 carries at No. 23 Florida on 9/17
- Carried 14 times for 83 yards and two touchdowns, a career-high, on 9/10 vs. Bethune-Cookman
- Totaled 141 all-purpose yards on 9/3 vs. SMU, carrying 15 times for 86 yards and a touchdown and catching a career-best six passes for 55 yards in his first start of the season

**2015:**

- Played in each of the last 10 games for the Mean Green after missing the first two games due to injury, starting seven games at running back
- Led the team in rushing, rushing 155 times for 830 yards, topping 1,000 yards rushing for his career
- Had three 100-yard rushing games, giving him four for his career, including a career-high 138 yards on 17 carries against Marshall
- Also rushed for 136 yards on 22 carries against Southern Miss and 127 yards on 22 carries against UTSA
- Along with quarterback DaMarcus Smith, made history, becoming the first quarterback and running back combination in school history to rush for 100 or more yards in the same game against UTSA
- Rushed for a six-yard touchdown against UTSA, his lone touchdown of the season.
- Was also the team's leader in all-purpose yards, accounting for 1,180 all-purpose yards, which included 12 receptions for 71 yards and 279 kickoff return yards on 12 kickoff returns

**2014:**

- The season's third leading rusher for the Mean Green with 224 yards on 50 attempts and one touchdown
- Also caught five passes for 41 yards and a touchdown in 2014
- Rushed for a career high and led the team with 19 carries for 105 yards in season finale vs. UTSA

- Scored two touchdowns vs. UTEP, one on a two-yard run, the other on a 29-yard catch
- Was North Texas' second-leading rusher against SMU, rushing 14 times for 57 yards

**High School:**

- Was named an AP Class 2A first-team all-state selection as a senior after rushing for 2,749 yards and 36 touchdowns
- Averaged 8.9 yards a carry in 2013 as he was named the District 11-2A MVP
- Named to the ETSN.fm East Texas Super Team first-team
- As a junior, Wilson rushed for 2,329 yards and 26 touchdowns and averaged 8.4 yards a carry.
- Named an AP Class 2A second-team all-state selection as a junior
- In two seasons, Wilson rushed for more than 5,000 yards, finishing with 5,078 yards and 59 touchdowns

**WILSON'S CAREER STATS**

Year	G	Att.	Yards	Avg.	TD	LG	Avg/g.
2014	9	50	224	4.5	1	20	24.9
2015	10	155	830	5.4	1	38	83.0
2016	11	169	936	5.5	14	75	85.1
<b>Career</b>	<b>30</b>	<b>374</b>	<b>1,990</b>	<b>5.3</b>	<b>16</b>	<b>75</b>	<b>66.3</b>



# 77 Elex Woodworth

**Offensive Line**

**RS So. ▶ 6-4 ▶ 270  
Mesquite, TX ▶ Horn HS**

**2016:**

- Appeared in 11 games for the Mean Green, with eight starts at both guard and left tackle
- Earned his first career start on 9/24 at Rice in

a double OT win, and helped spring RB Jeffery Wilson for a 75-yard touchdown run in the third quarter

- Made his collegiate debut on 9/3 vs. SMU

**2015:**

- Redshirted

**High School:**

- Was a unanimous first-team all-district 10-6A selection as a senior
- Rated No. 163 among offensive guards in the nation by 247Sports.com
- Was a team captain
- Starting right tackle for an offense that averaged 41 points and over 500 yards per game in 2014
- As a junior was named District 12-5A honorable mention



# PROFILES

↳ Player Bios



## 4 Anthony Wyche

**Running Back**

Jr. ▶ 5-11 ▶ 183  
Philadelphia, PA ▶ LA Valley

**2016:**  

- Carried 21 times for 67 yards and had three catches for 31 yards in seven appearances for the Mean Green

- Had one carry for one yard in the Zaxby's Heart of Dallas Bowl vs. Army on 12/27
- Carried once for five yards vs. Southern Miss in the win on 11/19
- Had four carries for seven yards on 11/12 at WKU
- Carried nine times for 47 yards (5.2 yards per carry) vs. Bethune-Cookman on 9/10
- Made his North Texas debut on 9/3 vs. SMU and carried five times for 10 yards and also caught his first career pass for a nine yard gain

**Junior College:**

- Rushed for 820 yards off 146 carries and scored 15 touchdowns at LA Valley College
- Helped lead LA Valley College to a bowl game

**WYCHE'S CAREER STATS**

Year	G	Att.	Yards	Avg.	TD	LG	Avg/g.
2016	7	21	67	3.2	0	16	9.6
Career	7	21	67	3.2	0	16	9.6



## 49 Roderick Young

**Defensive Line**

Jr. ▶ 6-1 ▶ 284  
Spring, TX ▶ Dekaney HS

**2016:**  

- Posted 38 total tackles (15 solo) with a half sack and three-and-a-half tackles for loss in 13 games for the Mean Green, 12 of which starts

- Made five tackles (four solo) on 12/27 vs. Army in the Zaxby's Heart of Dallas Bowl
- Posted two stops in the regular season finale at UTEP on 11/26
- Recorded two tackles, one of which was for loss in the win on 11/19 vs. Southern Miss
- Had a tackle and a quarterback hurry at WKU on 11/12
- Posted a career-high six tackles vs. La Tech on 11/5
- Recorded four stops including a half sack on 10/29 at UTSA
- Posted a then-season-high five tackles at Army on 10/22
- Made two tackles vs. Marshall on 10/8 in the win
- Had two tackles on 10/1 vs. MTSU
- Recorded two tackles in the double OT win at Rice on 9/24
- Posted three tackles at No. 23 Florida on 9/17
- Made one tackle vs. Bethune-Cookman on 9/10
- Recorded three tackles in his season debut on 9/3 vs. SMU, his first start of the year

**2015:**

- Played in 11 games for the Mean Green, starting the first two games of his career against Southern Miss and Tennessee
- Totaled 18 tackles, including 11 solo, with 2.0 tackles for loss, 1.0 sacks, two quarterback hurries and a fumble recovery
- Recorded the first tackle for loss and sack of his career at SMU
- Also recorded a career-high four tackles with a tackle for loss and two quarterback hurries at Marshall

**High School:**

- Rated as one of the top-100 Houston-area recruits by the Houston Chronicle
- Was named first team all-district as a senior with 32 tackles, five tackles for loss and three sacks
- Was a team captain
- As a junior he finished with 21 tackles and three tackles for a loss

**YOUNG'S CAREER STATS**

Year	G	ST	AT	TT	TFL	Sacks	FR	FF	Int	PBU
2015	11	11	7	18	2.0	1.0	1	0	0	0
2016	13	15	23	38	3.5	0.5	0	0	0	0
Career	24	26	30	56	5.5	1.5	1	0	0	0



**58** Ryan Bishop

**Linebacker**

Fr. ▶ 5-11 ▶ 191  
Allen, TX ▶ Allen HS

**High School**

- Helped lead Allen HS to the UIL State Semi-final in 2016 as a senior

- Younger brother of Mean Green linebacker Zack Bishop



**13** Myles Campbell

**Defensive Back**

Jr. ▶ 6-0 ▶ 165  
Pflugerville, TX ▶ Drake

**Drake:**

- Redshirted in 2015, and competed in track and field

**High School:**

- Recorded 15 tackles, six pass break-ups and two interceptions as a junior at Hyde Park Baptist HS
- Tallied five pass break-ups as a senior
- Named academic all-state and all-district as a senior



**56** Jacob Brammer

**Offensive Line**

Fr. ▶ 6-4 ▶ 258  
Richmond, TX ▶ Foster HS

**High School:**

- Rated a two-star prospect by 247Sports and Rivals

- As a senior, helped pave the way for the Foster HS offense to rush for more than 3,000 yards
- Named first-team all-district as a junior
- Also served as the team's punter, averaging 38.0 yards per punt
- Held offers from New Mexico and Rice



**29** Cason Clay

**Defensive Back**

Fr. ▶ 6-1 ▶ 185  
Hobbs, NM ▶ Hobbs HS

**High School**

- Played wide receiver at Hobbs HS, and caught 61 passes for 1,124 yards and nine touchdowns as a senior in 2016

- On defense, recorded 19 total tackles as a senior



**85** Justin Cain

**Wide Receiver**

Fr. ▶ 6-0 ▶ 175  
Dallas, TX ▶ Woodrow Wilson HS

**High School**

- Caught 64 passes for 1,030 yards and 17 touchdowns as a senior in 2016

- Helped lead Wilson HS to a 10-2 record as a senior and a playoff appearance
- Hauled in 49 receptions for 751 yards and 10 touchdowns as a junior



**84** Jaelon Darden

**Wide Receiver**

Fr. ▶ 5-9 ▶ 157  
Houston, TX ▶ Eisenhower HS

**High School:**

- Rated a three-star prospect by 247Sports Composite, 247Sports, Rivals and two-star by Scout

**Scout**

- Played quarterback in high school
- Named honorable mention All-District 16-6A as a senior
- Named first-team All-District 18-6A as a junior
- Rushed for 869 yards on 129 carries and 10 TDs and completed 53-of-89 passes for 637 yards and five TDs as a junior in 2015
- Held offers from Virginia Tech, UNLV, Louisiana-Monroe, Memphis and Southern Miss



# PROFILES

↳ Newcomers



**21** Tyreke Davis

**Saftey**


Fr. ▶ 5-10 ▶ 190  
Denton, TX ▶ Ryan HS

**High School:**

- Rated a three-star prospect by 247Sports and a two-star prospect by 247Sports Composite,

Scout and Rivals

- Ranked the 125th-best athlete prospect by 247Sports
- Recorded more than 100 tackles in each of his three seasons playing linebacker, including 105 as a senior (90 solo), three sacks, an interception, two forced fumbles and two fumble recoveries
- As a running back, rushed for 1,055 yards on 165 carries (6.4 yards per carry) with 11 TDs as a senior
- Named honorable-mention Class 5A All-State by the Associated Press as a senior
- Posted 117 and 111 total tackles during his junior and sophomore seasons, respectively
- Totaled 20 rushing TDs in his junior and sophomore seasons (14 in 2015 and six in 2014)



**36** Hayden Doggett

**Linebacker**

So. ▶ 6-2 ▶ 212  
Hutto, TX ▶ Hutto HS

**Junior College:**

- Played baseball at Brookhaven College in Farmer's Branch

**High School:**

- Graduated from Hutto HS in 2014, where he played both football and baseball



**29** Nate Durham


**Deep Snapper**

Fr. ▶ 6-2 ▶ 223  
Rockton, IL ▶ Hononegah HS

**High School:**

- Attended Chris Sailer Kicking Camp, and Chris Rubio Long Snapping Camp, where he

was a semifinalist for the Chris Rubio Award



**35** Kody Fulp

**Linebacker**

Fr. ▶ 6-2 ▶ 227  
China Spring, TX ▶ China Spring HS

**High School**

- Rated a three-star prospect by Scout and a two-star prospect by 247Sports and Rivals
- Named the District 13-4A Defensive MVP as

a senior

- Ranked the ninth-best player in Central Texas by the Waco Tribune-Herald
- Named second-team all-district tight end as a sophomore
- Named to first-team Waco Tribune-Herald Super Centex
- Also played baseball at China Spring
- Held an offer from Louisiana-Monroe



**9** Jalen Guyton

**Wide Receiver**

RS So. ▶ 6-1 ▶ 194  
Allen, TX ▶ Trinity Valley CC

**Junior College:**

- Rated a three-star prospect by 247Sports, Scout and Rivals out of Trinity Valley CC
- Rated the fourth-best junior college wide

receiver in the 2017 class by 247Sports and sixth-best junior college prospect in Texas by the 247Sports Composite ranking system

- Caught 45 passes for 968 yards and 12 TDs in 12 games for Trinity Valley in 2016 as a redshirt freshman, averaging 21.5 yards per catch
- Originally committed to Notre Dame and redshirted during the 2015 season

**High School:**

- Coming out of Allen High School, was rated a four-star prospect and was the 256th player in nation and 30th wide receiver on ESPN Top 300 list, 261st on PrepStar Top 300 list, and 39th best player in Texas in Dallas Morning News Top 100
- Had 82 receptions for 1,770 yards, 22 touchdowns and 21.6-yard-per-catch average as senior in 2014 at Allen High School
- Helped Allen to 47-16 win over Houston Cypress Ranch in Texas Class 6A state title game in front of 52,308 fans at AT&T Stadium, making four catches for 35 yards
- Helped Allen to 16-0 record in 2014 in winning third-straight Texas state title and extended winning streak to 43 games
- Selected for USA Football International Bowl in Arlington, Texas





**16** Kemon Hall

**Defensive Back**

Jr. ▶ 5-11 ▶ 185  
Calhoun City, MS ▶ Itawamba CC

**Junior College:**

- Played in nine games for Itawamba CC (MS) in 2016 as a sophomore, intercepting a pair of

passes and posting 45 total tackles

**High School:**

- Attended Calhoun City HS in Mississippi



**65** Chad Hickson

**Offensive Line**

So. ▶ 6-4 ▶ 268  
Denton, TX ▶ OK Panhandle State

**Previous School:**

- Began career at Oklahoma Panhandle State, appearing in four games as a freshman in 2016

**High School:**

- Played at Guyer HS in Denton



**18** Connor Howard

**Wide Receiver**

Fr. ▶ 5-11 ▶ 193  
Austin, TX ▶ Westlake HS

**High School:**

- Caught 19 passes for 286 yards and one touchdown during his senior season in 2016

- Helped Austin Westlake to the UIL 6A-Division 1 quarterfinal



**17** Devlin Isadore

**Quarterback**

RS Jr. ▶ 6-4 ▶ 207  
Houston, TX ▶ Navarro College

**Junior College:**

- Rated a three-star prospect by 247Sports
- At Navarro College, completed 211-of-378

passes for 2,942 yards and 26 TDs over two seasons

- As a sophomore in 2016, appeared in three games, completing 57-of-96 passes for 769 yards and six touchdowns with two interceptions
- As a freshman in 2015, completed 154-of-282 passes for 2,173 yards, 20 TDs and 10 interceptions

**High School:**

- At Aldine Eisenhower High School, threw for 1,352 yards and 11 TDs as a senior and was named second-team all-district
- Finished his high school career with over 3,000 passing yards and 25 TDs



**11** Cam Johnson

**Defensive Back**

Fr. ▶ 5-11 ▶ 177  
Houston, TX ▶ John H. Reagan Heights HS

**High School:**

- Rated a three-star prospect by 247Sports Composite, 247Sports and Rivals, and a two-

star prospect by Scout

- Recorded 30 tackles, intercepted two passes and had eight passes defended as a senior
- Named first-team all-district
- Held offers from Air Force, Army, East Carolina, Fresno State and New Mexico State



**26** Evan Johnson

**Running Back**

Fr. ▶ 5-6 ▶ 180  
Loranger, LA ▶ Loranger HS

**High School:**

- Rated a two-star prospect by 247Sports, Scout and Rivals

- Rushed 236 times for 1,597 yards and 17 TDs as a senior
- Named to the Louisiana Sports Writers Association All-State Class 4A Football Team as a defensive back
- Recorded 46 tackles and 10 pass break-ups as defensive back, and rushed for over 1,000 yards as a running back as a junior
- Also handled kick returns



# PROFILES

↳ Newcomers



**36** Alvin Kenworthy

**Punter**

RS So. ▶ 6-3 ▶ 188  
Rowlett, TX ▶ Kilgore College

**Junior College:**  
• Was both a punter and a kicker for the 2016 Kilgore Rangers  
• Averaged 36.8 yards per punt on 41 attempts

**High School**

• First Team All-District as a kicker at Rowlett HS as a senior in 2015



**79** Riley Mayfield

**Offensive Line**

RS Sr. ▶ 6-7 ▶ 290  
Cedar Park, TX ▶ Abilene Christian

**Junior College**  
• Named honorable mention all-conference as a RS sophomore in 2016 at Abilene Christian

• Missed 2015 due to injury

**High School:**

• Was a starter at offensive guard on Cedar Park's Class 4A Division II state championship team in 2012  
• Voted first team all-District 25-4A and was named to second team all-Super CenTex



**80** Jamie King

**Tight End**

Jr. ▶ 6-3 ▶ 221  
Azle, TX ▶ College of the Desert

**Previous Schools:**  
• Began college career as a quarterback at Grambling State before transferring to the College of the Desert

**High School:**

• Attended Azle HS in Azle, TX  
• Appeared in 21 games over his final two seasons at Azle, completing 150-271 passes for 2,446 yards with 21 touchdowns to just five interceptions, while also rushing for 1,574 yards on 247 carries with 26 rushing scores (23 in as a senior)



**41** Colton McDonald

**Linebacker**

Sr. ▶ 6-4 ▶ 210  
Haslet, TX ▶ West Texas A&M

**Junior College:**  
• Did not see any action in 2015  
• Played in 11 games in 2014, starting five times and posting 36 total tackles (19 solo)

stops with a fumble recovery  
• Redshirted in 2013

**High School:**

• Was a first-team all-district player as a senior, helping lead the Texans to an 8-3 record under head coach Bill Patterson and was a Wise County Elite Team selection at Northwest HS  
• Had most tackles in a game (25) which was a school-record  
• Earned academic all-district honors  
• Was named first-team all-district as a sophomore and Newcomer of the Year  
• Also competed in track and was a 100m district finalist



**96** Tony Krasniqi

**Defensive Line**

Fr. ▶ 6-1 ▶ 249  
Sachse, TX ▶ Sachse HS

**High School:**  
• Rated a two-star prospect by 247Sports, Scout and Rivals  
• Recorded 73 total tackles with 11 sacks, two

forced fumbles and two blocked field goals as a senior  
• Named Associated Press Class 6A All-State honorable mention as a senior  
• Recorded 90 total tackles (17 for loss), with nine sacks, 29 quarterback hurries and one forced fumble as a junior  
• Named all-district as a junior  
• Held offers from Air Force, Fresno State and Nevada



**16** Montana Meador

**Wide Receiver**

Fr. ▶ 5-11 ▶ 170  
Lindale, TX ▶ Lindale HS

**High School:**  
• Played quarterback and safety at Lindale HS



**61** Dakota Newman

**Offensive Line**

Fr. ▶ 6-3 ▶ 327  
Benbrook, TX ▶ Mansfield  
Timberview HS

**High School:**  
• Rated a two-star prospect by 247Sports, Scout and Rivals  
• Ranked the 27th-best center in the nation by Scout and 33rd-best center by the 247Sports Composite ranking system  
• Named second-team 5A all-state and first-team all-district as a senior



**72** Manase Mose

**Offensive Line**

Fr. ▶ 6-1 ▶ 289  
Eules, TX ▶ Trinity HS

**High School:**  
• Rated a two-star prospect by 247Sports and Scout  
• Named honorable-mention Class 6A All-

State at guard by the Associated Press  
• Named preseason All-State by Dave Campbell's Texas Football prior to his senior season  
• Held offers from Army and Navy



**97** Dion Novil

**Defensive Line**

Fr. ▶ 6-4 ▶ 253  
Abilene, TX ▶ Wylie HS

**High School:**  
• Rated a two-star prospect by 247Sports  
• Named first-team All-District 3-4A as a senior

• Recorded 41 total tackles (35 solo) with 14 for loss, four sacks, three fumble recoveries, a forced fumble, an interception, 37 quarterback hurries and three blocked kicks as a senior in 2016  
• Also played basketball at Wylie




**60** Sosaia Mose

**Offensive Line**

RS So. ▶ 6-2 ▶ 276  
Eules, TX ▶ Tyler JC

**Junior College:**  
• Started primarily at center for the Apaches in 2016 as a redshirt freshman  
• Redshirted in 2015

**High School:**  
• Played at Trinity HS in Eules alongside his brother, Mean Green offensive lineman, Manase Mose



**52** Jevin Pahinui


**Offensive Line**

Jr. ▶ 6-4 ▶ 300  
Mountlake Terrace, WA ▶  
College of the Siskiyous

**Junior College:**  
• Rated a two-star prospect by 247Sports  
• Switched to offensive line at the College of

the Siskiyous

**High School:**  
• Played defensive end at Mountlake Terrace HS in Washington  
• Held multiple division I offers before signing with the College of the Siskiyous in Weed, California



**41** Rodney Neely

**Fullback**

RS Jr. ▶ 5-11 ▶ 207  
Messmer, WI ▶ UW-Stevens Point

**Previous School:**  
• Began his collegiate career at UW-Stevens Point as a linebacker



# PROFILES

↳ Newcomers



**54** Brian Parish

**Offensive Line**

Fr. ▶ 6-4 ▶ 280  
Arlington, TX ▶ Seguin HS

**High School:**

- Rated a two-star prospect by 247Sports, Scout and Rivals

- Named first-team All-District 9-5A as a senior in 2016
- As a senior, helped pave the way for Seguin to rush for more than 2,500 yards
- Also held offers from Texas State, New Mexico



**25** Jordan Roberts

**Defensive Back**

Fr. ▶ 6-1 ▶ 170  
Ardmore, OK ▶ Ardmore HS

**High School:**

- Rated a two-star prospect by 247Sports and Rivals

- Recorded 16 tackles (seven solo) and had one interception as a senior in 2016
- Also played running back, rushed for 740 yards on 46 carries (16.1 yards per carry) with nine TDs



**10** Cade Pearson

**Quarterback**

Fr. ▶ 6-3 ▶ 196  
Texarkana, TX ▶ Texas HS

**High School:**

- Rated a two-star prospect by 247Sports, Scout and Rivals
- Completed 149-of-234 passes for 2,400 yards

with 24 TDs with only three interceptions as a senior, leading Texas High to a 10-1 record and a playoff appearance

- As a junior in 2015, completed 108-of-200 passes for 1,665 yards with 18 TDs and nine interceptions for Texas High, who finished 8-3
- In his first year as a starter as a sophomore, was 131-of-249 for 1642 yards with 16 TDs and eight interceptions



**26** Makyle Sanders

**Safety**

Fr. ▶ 6-0 ▶ 194  
Tyler, TX ▶ Robert E. Lee HS

**High School:**

- Rated a two-star prospect by 247Sports, Scout and Rivals

- Recorded 62 tackles, one interception and four pass break-ups as a senior in 2016
- Recorded 105 tackles, two interceptions and 12 pass break-ups as a junior
- Also held offers from Memphis and Navy



**91** R.J. Reynolds

**Defensive Line**

Fr. ▶ 6-3 ▶ 240  
Bedford, TX ▶ Faith Christian

**High School:**

- Originally committed to Air Force



**5** Tre Siggers

**Running Back**

Fr. ▶ 5-8 ▶ 193  
Duncanville, TX ▶ Duncanville HS

**High School:**

- Rated a three-star prospect by 247Sports Composite, Scout and Rivals
- Ranked the 18th-best athlete prospect in

- Texas and 91st nationally by Scout
- Listed on the Dallas Morning News Area Top 100
- Rushed for 634 yards with nine TDs on 85 carries and caught 76 passes for 772 yards and three TDs as a senior in 2016
- Transferred from DeSoto and was ineligible at the varsity level as a junior in 2015
- As a sophomore at DeSoto, was named the 8-6A Defensive Sophomore of the Year and first-team all-district at linebacker
- Also held offers from Texas Tech, Louisville, Iowa State and New Mexico



# 31 Chris Thornton

**Linebacker**

Fr. ▶ 6-1 ▶ 215  
Amarillo, TX ▶ Palo Duro HS

**High School:**

- Named first team All-District 3-5A as a line-backer and tight end as a senior in 2016

- Recorded 108 total tackles (47 solo), 25 for loss, 11 sacks, three forced fumbles and a fumble recovery in 2016
- Named first team All-District 3-5A as a junior in 2015
- Recorded 98 tackles, 10 sacks, three forced fumbles and a recovered fumble in 2015



# 14 Greg White

**Wide Receiver**

Fr. ▶ 6-3 ▶ 184  
Riverdale, GA ▶ Riverdale HS

**High School:**

- Rated a three-star prospect by 247Sports Composite, Scout and two-star by 247Sports

and Rivals

- Started 31 consecutive games and was named the team's offensive MVP as a junior and senior
- Named first-team all-region three times and first-team All-Clayton County twice
- Named to the Atlanta Journal Constitution All-State Southside Team
- Caught 59 passes for 1,034 yards and 13 TDs as a senior in 2016
- Played in the 2016 Georgia-Florida All-Star Game and the 2015 Rising Senior Georgia Junior Bowl
- Held offers from Ohio, Tulane and Grambling State



# 46 Patrick Udofia

**Defensive Back**

RS So. ▶ 5-9 ▶ 186  
Tyler, TX ▶ Robert E. Lee HS

**High School:**

- Posted 57 total tackles (42 solo) as a senior at Lee HS in Tyler to go along with a pair of interceptions, a forced fumble and a fumble recovery during his senior season

interceptions, a forced fumble and a fumble recovery during his senior season



# 49 Zach Williams

**Kicker**

Fr. ▶ 5-10 ▶ 183  
Louisville, KY ▶ Trinity HS

**High School:**

- Named a 2016 Kicking World All-American
- Made 85-of-86 PAT attempts as a senior at Trinity HS, while booming 81% of his kickoffs

for touchbacks (62-of-77)



# 66 Brendon Weatherspoon

**Offensive Line**

Fr. ▶ 6-4 ▶ 288  
Hurst, TX ▶ L.D. Bell HS

**High School:**

- Rated a two-star prospect by 247Sports, Scout and Rivals
- Played left tackle at L.D. Bell HS

- Three-year starter along the offensive line



# OPPONENTS

↳ 2017 Opponents

## Game 1

September 2, 2017

Lamar at North Texas  
Denton, Texas  
Apogee Stadium

### ▶ The Series

**Series Record:** North Texas leads 4-2  
**In Denton:** North Texas leads 2-1  
**In Beaumont:** North Texas leads 2-1  
**First game:** W, 54-6, Sept. 15, 1951 at Lamar  
**Last game:** W, 33-13, Oct. 21, 1986 at Lamar

Date	Location	Result	Score
10/21/86	Beaumont	W	33-13
11/9/85	Denton	W	20-0
9/15/84	Beaumont	L	10-6
10/29/83	Denton	W	10-0
9/28/74	Denton	L	27-7
9/15/51	Beaumont	W	54-6

## Game 2

September 9, 2017

North Texas at SMU  
Dallas, Texas  
Gerald J. Ford Stadium

### ▶ The Series

**Series Record:** SMU leads 30-5-1  
**In Denton:** North Texas leads 3-1  
**In Dallas:** SMU leads 23-1-1  
**At Texas Stadium:** SMU leads 6-1  
**First game:** L, 66-0, 1922 at SMU  
**Last game:** L, 34-21, Sept. 12, 2015 at North Texas

Date	Location	Result	Score
9/3/16	Denton	L	34-21
9/12/15	Dallas	L	31-13
9/6/14	Denton	W	43-6
9/8/07	Dallas	L	45-31
9/9/06	Denton	W	24-6
9/12/92	Dallas	L	28-14
10/6/90	Denton	W	14-7
10/28/89	Dallas	L	35-9
9/22/84	Irving*	L	24-6
10/2/82	Irving*	L	38-10
9/12/81	Irving*	L	34-7
9/13/80	Irving*	L	28-9
9/22/79	Irving*	L	20-9
9/17/77	Irving*	W	24-13
9/25/76	Irving*	L	38-31
9/14/74	Dallas	L	7-6
9/26/42	Dallas	L	26-7
9/27/41	Dallas	L	54-0
10/5/40	Dallas	L	20-7
10/7/39	Dallas	L	16-0
9/24/38	Dallas	L	34-7
9/25/37	Dallas	L	14-3
9/26/36	Dallas	L	6-0
9/21/35	Dallas	L	29-0
9/22/34	Dallas	L	33-0
1933	Dallas	W	7-0
1932	Dallas	T	0-0
9/26/31	Dallas	L	13-0

1929	Dallas	L	13-3
1928	Dallas	L	33-6
1927	Dallas	L	68-0
9/24/26	Dallas	L	42-0
9/26/25	Dallas	L	48-0
1924	Dallas	L	7-3
1923	Dallas	L	41-0
1922	Dallas	L	66-0

\*- Texas Stadium

## Game 3

September 16, 2017

North Texas at Iowa  
Iowa City, Iowa  
Kinnick Stadium

### ▶ The Series

**Series Record:** Iowa leads 1-0  
**In Denton:** No Games Played  
**In Iowa City:** Iowa leads 1-0  
**First game:** L, 62-16, Sept. 26, 2015 at Iowa  
**Last game:** L, 62-16, Sept. 26, 2015 at Iowa

Date	Location	Result	Score
9/26/15	Iowa City	L	62-16

## Game 4

September 23, 2017

UAB at North Texas  
Denton, Texas  
Apogee Stadium

### ▶ The Series

**Series Record:** UAB leads 2-0  
**In Denton:** UAB leads 1-0  
**In Birmingham:** UAB leads 1-0  
**First game:** L, 19-14, Oct. 14, 1995 at North Texas  
**Last game:** L, 38-24, Sept. 19, 2015 at UAB

Date	Location	Result	Score
10/25/14	Birmingham*	L	56-21
10/14/95	Denton	L	19-14

\*- Conference USA Game

## Game 5

September 30, 2017

North Texas at Southern Miss  
Hattiesburg, Mississippi  
M.M. Roberts Stadium

### ▶ The Series

**Series Record:** Southern Miss leads 6-5  
**In Denton:** North Texas leads 3-2  
**In Hattiesburg:** Southern Miss leads 3-2  
**At Neutral Site:** Southern Miss leads 1-0 (New Orleans Bowl)  
**First game:** W, 33-17, Nov. 19, 1978 at North Texas  
**Last game:** W, 29-23, Nov. 19, 2016 at North Texas

Date	Location	Result	Score
11/19/16	Denton*	W	29-23
10/3/15	Hattiesburg*	L	49-14
10/18/14	Denton*	L	30-20
10/26/13	Hattiesburg*	W	55-14
12/14/04	New Orleans (New Orleans Bowl)	L	31-10
10/31/81	Denton	L	22-0
10/6/79	Hattiesburg	L	30-10
11/4/78	Denton	W	25-12
10/8/77	Hattiesburg	W	27-14
10/8/55	Hattiesburg	L	26-0
10/2/54	Denton	W	15-7

\*- Conference USA Game

## Game 6

October 14, 2017

UTSA at North Texas  
Denton, Texas  
Apogee Stadium

### ▶ The Series

**Series Record:** UTSA leads 3-1  
**In Denton:** Tied 1-1  
**In San Antonio:** UTSA leads 2-0  
**First game:** L, 21-13, Nov. 23, 2013 at North Texas  
**Last game:** L, 31-17, Oct. 29, 2016 at UTSA

Date	Location	Result	Score
10/29/16	San Antonio*	L	31-17
10/31/15	Denton*	W	30-23
11/29/14	San Antonio*	L	34-27
11/23/13	Denton*	L	21-13

\*- Conference USA Game

## Game 7

October 21, 2017

North Texas at Florida Atlantic  
Boca Raton, Florida  
FAU Stadium

### ▶ The Series

**Series Record:** Florida Atlantic leads 6-4  
**In Denton:** Florida Atlantic leads 4-2  
**In Boca Raton:** Tied 2-2  
**First game:** L, 20-13, Sept. 11, 2004 at North Texas  
**Last game:** W, 31-10, Nov. 8, 2014 at North Texas

Date	Location	Result	Score
11/8/14	Denton*	W	31-10
9/29/12	Boca Raton	W	20-14
10/8/11	Denton	W	31-17
9/25/10	Boca Raton	W	21-17
10/17/09	Denton	L	44-40
11/8/08	Boca Raton	L	46-13
9/22/07	Denton	L	30-20
11/18/06	Denton	L	17-16
11/12/05	Boca Raton	L	26-23
9/11/04	Denton	L	20-13

\*- Conference USA Game



# Game 8

October 28, 2017

Old Dominion at North Texas  
Denton, Texas  
Apogee Stadium

### ► The Series

Series Record: First Meeting

# Game 9

November 4, 2017

North Texas at Louisiana Tech  
Ruston, Louisiana  
Joe Aillet Stadium

### ► The Series

Series Record: Louisiana Tech leads 9-6

In Denton: Louisiana Tech leads 5-1

In Ruston: Tied 4-4

At Neutral Site: North Texas leads 1-0

First game: W, 14-8, Oct. 30, 1976 at Louisiana Tech

Last game: L, 45-24, Nov. 5, 2016 at North Texas

Date	Location	Result	Score
11/4/16	Denton*	L	45-24
11/7/15	Ruston*	L	56-13
9/11/14	Denton*	L	42-21
10/19/13	Ruston*	W	28-13
11/4/06	Denton	L	34-31
11/22/05	Ruston	L	40-14
11/21/87	Denton^	W	10-5
10/4/86	Ruston^	L	17-10
10/5/85	Denton^	L	33-8
9/29/84	Ruston^	L	17-12
10/22/83	Denton^	L	25-18
11/3/79	Ruston	W	19-17
10/28/78	Ruston	W	16-14
11/19/77	Ruston	W	41-14
10/30/76	Shreveport	W	14-8

\*- Conference USA Game

^ - Denotes Southland Conference Game

# Game 10

November 11, 2017

UTEP at North Texas  
Denton, Texas  
Apogee Stadium

### ► The Series

Series Record: North Texas leads 14-8-3

In Denton: North Texas leads 8-2-2

In El Paso: Tied 6-6-1

First game: W, 33-0, Nov. 22, 1951 at UTEP

Last game: L, 52-24, Nov. 26, 2016 at UTEP

Date	Location	Result	Score
11/26/16	El Paso*	L	52-24
11/28/15	Denton*	L	20-17
11/15/14	El Paso*	L	35-17
11/9/13	Denton*	W	41-7
9/20/80	El Paso	W	35-15
9/1/79	Denton	W	35-0
9/2/78	Denton	W	49-0
9/10/77	El Paso	W	41-10
11/9/68	El Paso	W	34-31
9/24/66	Denton	W	12-9
9/18/65	El Paso	L	61-15
9/19/64	Denton	T	0-0
9/2/63	El Paso	L	34-7
9/22/62	Denton	W	19-6
11/25/61	El Paso	W	24-14
9/24/60	Denton	T	16-16
9/26/59	El Paso	W	31-7
9/20/58	Denton	W	26-8
9/21/57	El Paso	L	14-13
10/20/56	Denton	W	13-6
9/24/55	El Paso	T	7-7
10/23/54	Denton	L	6-0
10/24/53	El Paso	L	26-21
9/20/52	Denton	W	27-14
9/22/51	El Paso	W	33-0

\*- Conference USA Game

# Game 11

November 18, 2017

Army at North Texas  
Denton, Texas  
Apogee Stadium

### ► The Series

Series Record: Army leads 5-1

In Denton: Army leads 1-0

In West Point: Tied 1-1

At Neutral Site: Army leads 3-0

First game: L, 27-10, Sept. 28, 1996 in Irving (neutral)

Last game: L, 38-31 OT, Dec. 27, 2016 at the Zaxby's Heart of Dallas Bowl (Cotton Bowl)

Date	Location	Result	Score
12/27/16	Dallas^	L (OT)	38-31
10/22/16	West Point	W	35-18
9/18/10	West Point	L	24-0
11/21/09	Denton	L	17-13
11/15/97	Irving*	L	25-14
9/28/96	Irving*	L	27-10

^ - Zaxby's Heart of Dallas Bowl

\* - Texas Stadium

# Game 12

November 25, 2017

North Texas at Rice  
Houston, Texas  
Rice Stadium

### ► The Series

Series Record: Rice leads 4-3

In Denton: Rice leads 2-1

In Houston: Tied 2-2

First game: W, 33-17, Nov. 19, 1988 at Rice

Last game: W, 42-35 (2OT), Sept. 24, 2016 at Rice

Date	Location	Result	Score
9/24/16	Houston*	W (2OT)	42-35
9/19/15	Denton*	L	38-24
10/25/14	Houston*	L	41-21
10/31/13	Denton*	W	28-16
9/11/10	Denton	L	32-31
9/27/08	Houston	L	77-20
11/19/88	Houston	W	33-17

\*- Conference USA Game



# OPPONENTS

↳ All-Time Results

OPPONENT	W	L	T	LAST MEETING	SCORE
Abilene Christian	15	8	1	1994	W 48-0
Air Force	0	1	0	2003	L 34-21
Akron	0	2	0	2006	L 33-13
Alabama	0	4	0	2011	L 41-0
Alcorn State	1	0	0	1990	W 20-7
Angelo State	1	0	0	1984	W 7-3
Arizona	0	1	0	2002	L 14-9
Arizona State	1	4	0	1998	L 34-15
Arkansas	0	9	0	2007	L 66-7
Ark.-Monticello	2	0	0	1941	W 60-0
Arkansas State	8	14	0	2012	L 37-19
<b>Army</b>	<b>1</b>	<b>5</b>	<b>0</b>	<b>2016</b>	<b>L 38-31 (OT)</b>
Auburn	0	1	0	1981	L 20-0
Austin College	10	5	1	1946	W 14-0
Ball State	2	0	0	2013	W 34-27
Baylor	1	11	0	2004	L 37-14
Bethune Cookman	1	0	0	2016	W 41-20
Boise State	3	3	0	2000	L 59-0
Bowling Green	0	1	0	1964	L 21-7
BYU	2	3	0	1980	L 41-23
Burleson College	4	2	0	1922	W 13-9
Cal Poly-Pomona	2	0	0	1976	W 21-10
Cincinnati	9	7	1	2002	W 24-19
Clemson	0	1	0	2010	L 35-10
Colorado	0	1	0	2004	L 52-21
Colorado State	2	1	0	2001	L 45-20
Dallas University	3	2	0	1919	W 87-6
Daniel Baker Col.	3	0	0	1931	W 32-13
Dayton	0	1	0	1952	L 20-14
Decatur Baptist	11	0	0	1929	W 97-0
Drake	10	4	1	1976	W 63-0
East Carolina	0	1	0	1979	L 49-16
East Texas State	19	6	1	1951	W 48-7
E. Washington	1	0	1	1988	W 51-0
Emporia State	1	0	1	1955	W 62-0
Florida	1	1	0	2016	L 32-0
<b>Florida Atlantic</b>	<b>4</b>	<b>6</b>	<b>0</b>	<b>2014</b>	<b>W 31-10</b>
FIU	3	5	0	2014	W 17-14
Florida State	0	2	0	1977	L 35-14
Fresno State	2	0	0	1951	W 62-0
Georgia	0	1	0	2013	L 45-21
Hardin-Simmons	11	8	1	1963	W 18-12
Houston	7	7	0	2012	L 44-21
Howard Payne	2	1	0	1949	W 34-14
Idaho State	1	0	0	1995	W 41-38
Idaho	6	4	0	2013	W 40-6
Illinois State	1	0	0	1996	W 20-14
Indiana	1	1	0	2014	W 49-24
<b>Iowa</b>	<b>0</b>	<b>1</b>	<b>0</b>	<b>2015</b>	<b>L 62-16</b>
Kansas	0	3	0	1998	L 24-13
Kansas State	1	6	0	2012	L 35-21
Kentucky	0	3	0	1984	L 31-7
<b>Lamar</b>	<b>4</b>	<b>2</b>	<b>0</b>	<b>1986</b>	<b>W 33-13</b>
Long Beach State	0	2	1	1974	L 35-19

OPPONENT	W	L	T	LAST MEETING	SCORE
LSU	0	5	0	2012	L 41-14
Louisiana-Lafayette	9	8	0	2012	W 30-23
<b>Louisiana Tech</b>	<b>6</b>	<b>9</b>	<b>0</b>	<b>2016</b>	<b>L 45-24</b>
Louisville	10	7	0	1995	L 57-14
Marshall	1	2	0	2016	W 38-21
McMurray	4	2	2	1957	W 14-7
McNeese State	6	5	1	1994	W 38-17
Memphis	4	15	0	1980	W 29-10
Meridian	2	1	0	1920	W 41-0
Miami (Fla.)	0	1	0	1980	L 26-8
Midwestern	7	1	1	1956	W 14-7
Missouri	0	1	0	1995	L 28-7
Montana	0	1	0	1994	L 21-17
Murray State	1	0	0	1989	W 28-14
Middle Tenn.	8	7	0	2016	L 30-13
Mississippi	0	4	0	1956	L 45-0
Mississippi State	2	6	0	1978	L 17-5
Missouri State	2	1	1	1994	W 26-20
Nicholls State	6	0	0	2014	W 77-3
Navy	0	1	0	2007	L 74-62
Nebraska	0	1	0	1993	L 76-14
Nevada	2	9	0	1999	L 41-28
New Mexico	1	1	0	1983	W 18-8
New Mexico St.	22	9	2	2004	W 36-26
North Dakota	1	0	0	1952	W 55-0
Northwestern St	4	6	0	1994	W 28-25
N. Illinois	1	0	0	1996	W 24-21
N. Michigan	1	0	0	1968	W 17-3
Ohio	0	2	0	2013	L 27-21
Oklahoma	0	7	0	2007	L 79-10
Oklahoma Baptist	1	0	0	1920	W 29-0
Oklahoma City	1	1	0	1949	W 26-7
Oklahoma State	1	10	0	1994	L 36-34
Oregon State	1	1	0	1997	L 33-7
Pacific	1	1	0	1951	L 34-0
Parsons College	1	0	0	1965	W 26-7
Pittsburg State	1	0	0	1938	W 28-0
Portland State	0	1	0	2015	L 66-7
<b>Rice</b>	<b>3</b>	<b>4</b>	<b>0</b>	<b>2016</b>	<b>W 42-35 (2OT)</b>
Richmond	2	6	0	1982	W 22-13
Sam Houston State	19	11	1	1994	W 21-16
Samford	1	0	0	2000	W 14-6
San Diego State	1	6	0	1975	L 30-12
San Jose State	1	2	1	1981	L 28-16
SE Oklahoma	4	1	1	1920	W 47-0
Southern Illinois	4	0	0	1967	W 37-0
<b>Southern Miss</b>	<b>5</b>	<b>6</b>	<b>0</b>	<b>2016</b>	<b>W 29-23</b>
<b>SMU</b>	<b>5</b>	<b>30</b>	<b>1</b>	<b>2016</b>	<b>L 34-21</b>
SW Oklahoma	1	0	0	1950	W 76-6
South Alabama	1	0	0	2012	W 24-14
South Florida	0	2	0	2002	L 24-17
Southwestern	5	2	2	1938	W 27-6
Stephen F. Austin	23	3	3	1994	T 33-33
Sul Ross St.	1	0	0	1951	W 62-6





OPPONENT	W	L	T	LAST MEETING	SCORE
Tampa	1	2	0	1970	L 18-7
Tarleton State	1	2	0	1921	L 13-0
Tennessee	1	1	0	2015	L 24-0
Tenn-Chattanooga	5	3	0	1966	W 42-7
Terrell Academy	0	1	0	1914	L 6-0
Texas	0	10	0	2014	L 38-7
Texas A&M	0	7	0	1998	L 28-9
TCU	2	16	0	2002	L 16-10
Texas State	28	6	3	1994	W 27-14
Texas Southern	1	0	0	2012	W 34-7
Texas Tech	4	4	0	2001	L 42-14
Thorp Springs	1	0	0	1916	W 48-0
Trinity	16	9	2	1957	L 26-13
Troy	2	8	0	2012	L 14-7
Tulane	0	1	0	2013	L 24-21
Tulsa	7	17	0	2013	W 42-10
<b>UAB</b>	<b>0</b>	<b>2</b>	<b>0</b>	<b>2014</b>	<b>L 56-21</b>
ULM	13	16	0	2012	L 42-16
UNLV	1	4	0	2014	W 36-14
UTA	11	4	1	1985	W 23-20
<b>UTEP</b>	<b>14</b>	<b>8</b>	<b>3</b>	<b>2016</b>	<b>L 52-24</b>
<b>UTSA</b>	<b>1</b>	<b>3</b>	<b>0</b>	<b>2016</b>	<b>L 31-17</b>
Utah State	3	4	0	2004	W 31-23
Vanderbilt	0	2	0	1997	L 29-12
Weber State	1	1	0	1971	L 20-0
Wesley College	1	0	0	1921	W 33-6
Western Kentucky	4	4	0	2016	L 45-7
West Texas State	17	6	0	1983	W 32-3
Wichita State	11	5	1	1974	T10-10
Youngstown	2	0	0	1957	W 68-13

### Mean Green All-Time Record

Overall - 498-497-33

### Mean Green vs. FBS Conferences

Conference	Record	Last Played	Last Opponent
American Athletic	1-2	2016	SMU
Atlantic Coast	0-3	2010	Clemson
Big East	0-1	1980	Miami (FL)
Big 12	7-58	2014	Texas
Big 10	1-2	2015	Iowa
Conference USA	45-69-1	2016	UTEP
Independent	3-4	2016	Army
Mid-American	3-5	2013	Ball State
Mountain West	7-15	2014	UNLV
Pac-12	2-4	1997	Oregon State
Southeastern	3-36	2016	Florida
Sun Belt	41-46	2012	Western Kentucky
Western Athletic	34-75-2	2006	Louisiana Tech

### Homecoming Results (46-24-1)

1946	NT 47, East Texas St. 7
1947	NT 33, Houston 0
1948	NT 27, East Texas St. 7
1949	NT 28, Houston 23
1950	NT 34, Nevada 21
1951	NT 61, Midwestern St. 0
1952	NT 34, Texas Tech 19
1953	NT 38, West Texas St. 6
1954	UTEP 6, NT 0
1955	UT-Chattanooga 14, NT 6
1956	NT 7, Trinity 7
1957	NT 12, UT-Chattanooga 0
1958	NT 8, Tulsa 7
1959	NT 12, Wichita State 0
1960	NT 26, Hardin-Simmons 19
1961	NT 23, Tulsa 12
1962	NT 14, Cincinnati 8
1963	NT 7, Wichita State 3
1964	Cincinnati 27, NT 6
1965	NT 24, Wichita State 21
1966	NT 35, Cincinnati 13
1967	NT 20, Wichita State 14
1968	NT 55, Cincinnati 34
1969	NT 27, Wichita State 0
1970	Cincinnati 30, NT 10
1971	NT 21, Drake 12
1972	New Mexico St. 36, NT 22
1973	NT 31, Wichita State 21
1974	NT 24, New Mexico St. 19
1975	NT 27, Cal Poly Pomona 17
1976	Florida State 21, NT 20
1977	NT 45, New Mexico St. 17
1978	NT 25, S. Mississippi 12
1979	NT 28, West Texas St. 14
1980	NT 26, ULM 18
1981	NT 38, New Mexico St. 16
1982	New Mexico 20, NT 17
1983	NT 10, Lamar 0
1984	NT 10, ULM 3
1985	Louisiana Tech 33, NT 8
1986	Arkansas State 43, NT 21
1987	NT 41, Sam Houston 24
1988	NT 37, McNeese St. 0
1989	S.F. Austin 35, NT 16
1990	McNeese State 16, NT 14
1991	NT 18, S.F. Austin 14
1992	NT 37, Notherwestern State 34
1993	NT 35, Texas State 28
1994	NT 38, McNeese St. 17
1995	UAB 19, NT 14
1996	Nevada 40, NT 13
1997	Boise State 17, NT 14
1998	NT 27, Nevada 21
1999	Arkansas State 14, NT 10
2000	Utah State 17, NT 12
2001	NT 24, Middle Tennessee 21
2002	NT 41, ULM 2
2003	NT 37, Utah State 27
2004	NT 36, New Mexico St. 26
2005	ULM 24, NT 19
2006	NT 25, FIU 22
2007	Middle Tennessee 38, NT 28
2008	Troy 45, NT 17
2009	Florida Atlantic 44, NT 40
2010	FIU 34, NT 10
2011	NT 38, ULM 21
2012	Arkansas State 37, NT 19
2013	NT 41, UTEP 7
2014	NT 31, Florida Atlantic 10
2015	Portland State 66, NT 7
2016	Louisiana Tech 45, NT 24

Wins in bold



## 2016 Starters

### ↳ Offense

Game	LT	LG	C	RG	RT	WR	WR	WR	WR	RB	QB
vs. SMU	Murray	Rice	Barr	Gunter	Keenan	Robinson	Thompson	Buyers	Goree	J. Wilson	Morris
vs. Bethune-Cookman	Murray	Rice	Barr	Gunter	Keenan	Rutherford	Thompson	Buyers	Goree	J. Wilson	Fine
at No. 23 Florida	Murray	Rice	Barr	Gunter	Keenan	Rutherford	Thompson	Buyers	Goree	J. Wilson	Fine
at Rice	Woodworth	Rice	Barr	Henson	Keenan	Rutherford	Thompson	Buyers	Goree	J. Wilson	Fine
vs. Middle Tennessee	Woodworth	Rice	Barr	Henson	Keenan	Bussey	Thompson	Maki (FB)	Goree	J. Wilson	Fine
vs. Marshall	Woodworth	Rice	Barr	Henson	Keenan	T. Wilson	Thompson	Maki (FB)	Goree	J. Wilson	Fine
at Army	Woodworth	Henson	Rice	Murray	Keenan	Smiley	Thompson	Ivery (RB)	Goree	J. Wilson	Fine
at UTSA	Woodworth	Henson	Rice	Murray	Keenan	Smiley	Thompson	Ivery (RB)	Goree	J. Wilson	Fine
vs. Louisiana Tech	Woodworth	Henson	Rice	Murray	Keenan	Smiley	Thompson	Buyers	Goree	J. Wilson	Fine
at WKU	Woodworth	Henson	Rice	Murray	Keenan	Smiley	Thompson	Buyers	Goree	Ivery	Fine
vs. Southern Miss	Murray	Henson	Rice	Miles	Keenan	Smiley	Thompson	Buyers	Tucker (RB)	Ivery	Morris
at UTEP	Murray	Henson	Rice	Miles	Keenan	Smiley	Thompson	Buyers	T. Wilson	Ivery	Morris
vs. Army	Murray	Henson	Rice	Woodworth	Keenan	Smiley	Thompson	Maki (FB)	T. Wilson	J. Wilson	Morris

### ↳ Defense

Game	DE	NT	DE	JACK	MLB	WLB	NICK	CB	CB	S	S
at SMU	Combs	Young	Dilonga	Wheeler	Finney	Scott	Preston	Brooks	Davis	McClain	Gray
vs. Bethune-Cookman	Combs	Young	Dilonga	Wheeler	Finney	Scott	Preston	Brooks	Davis	McClain	Gray
at No. 23 Florida	Combs	Young	Dilonga	Minor	Finney	Scott	Preston	Brooks	Davis	McClain	Gray
at Rice	Combs	Young	Dilonga	Minor	Finney	Scott	Preston	Brooks	Davis	McClain	Gray
vs. Middle Tennessee	Combs	Young	Dilonga	Minor	Finney	Scott	Preston	Brooks	Davis	McClain	Gray
vs. Marshall	Combs	Young	Roberts	Minor	Finney	Garner	Preston	Brooks	Jenkins	McClain	Gray
at Army	Combs	Tauaalo	Young	Wheeler	Finney	Garner	Preston	Brooks	Jenkins	McClain	Gray
at UTSA	Combs	Young	Roberts	Wheeler	Finney	Garner	Baulkman	Brooks	Jenkins	McClain	Gray
vs. Louisiana Tech	Combs	Young	Roberts	Preston	Finney	Garner	Baulkman	Brooks	Jenkins	McClain	Gray
at WKU	Combs	Young	Dilonga	Wheeler	Finney	Scott	Preston	Brooks	Davis	McClain	Gray
vs. Southern Miss	Combs	Dilonga	Roberts	Wheeler	Finney	Garner	Preston	Brooks	Davis	McClain	Gray
at UTEP	Combs	Young	Dilonga	Minor	Finney	Scott	Baulkman	Brooks	Davis	McClain	Gray
vs. Army	Dilonga	Tauaalo	Young	Combs	Finney	Scott	Baulkman	Brooks	Jenkins	McClain	Gray

## 2016 Results

Date	Opponent	Score	Overall	Conference	Time	Attend
Sep 03, 2016	SMU	L 21-34	0-1	0-0	3:18	24718
Sep 10, 2016	BETHUNE-COOKMAN	W 41-20	1-1	0-0	3:05	15609
Sep 17, 2016	at #23 Florida	L 0-32	1-2	0-0	3:20	86848
* Sep 24, 2016	at Rice	Wo 42-35	2-2	1-0	3:45	20792
* Oct 01, 2016	MIDDLE TENNESSEE	L 13-30	2-3	1-1	3:20	19823
* Oct 08, 2016	MARSHALL	W 38-21	3-3	2-1	3:31	18126
Oct 22, 2016	at Army	W 35-18	4-3	2-1	3:34	31127
* Oct 29, 2016	at UTSA	L 17-31	4-4	2-2	3:14	19553
* Nov 05, 2016	LOUISIANA TECH	L 24-45	4-5	2-3	3:10	21873
* Nov 12, 2016	at WKU	L 7-45	4-6	2-4	3:10	16239
* Nov 19, 2016	SOUTHERN MISS	W 29-23	5-6	3-4	3:26	19120
* Nov 26, 2016	at UTEP	L 24-52	5-7	3-5	3:00	18591
Dec 27, 2016	vs Army	Lo 31-38	5-8	3-5	3:29	39117



# 2016 Combined Statistics

### All games

Date	Opponent	Score	Att.
Sep 03, 2016	SMU	L 21-34	24718
Sep 10, 2016	BETHUNE-COOKMAN	W 41-20	15609
Sep 17, 2016	at #23 Florida	L 0-32	86848
* Sep 24, 2016	at Rice	W 42-35	20792
* Oct 01, 2016	MIDDLE TENNESSEE	L 13-30	19823
* Oct 08, 2016	MARSHALL	W 38-21	18126
Oct 22, 2016	at Army	W 35-18	31127
* Oct 29, 2016	at UTSA	L 17-31	19553
* Nov 05, 2016	LOUISIANA TECH	L 24-45	21873
* Nov 12, 2016	at WKU	L 7-45	16239
* Nov 19, 2016	SOUTHERN MISS	W 29-23	19120
* Nov 26, 2016	at UTEP	L 24-52	18591
Dec 27, 2016	vs Army	L 31-38	39117

Record:	Overall	Home	Away	Neutral
All games	5-8	3-3	2-4	0-1
Conference	3-5	2-2	1-3	0-0
Non-Conference	2-3	1-1	1-1	0-1

	gp	att	gain	loss	net	avg	td	lg	avg/g
<b>Rushing</b>									
WILSON, Jeffery	11	169	971	35	936	5.5	14	75	85.1
IVERY, Willy	11	90	527	38	489	5.4	6	35	44.5
TUCKER, Andrew	11	20	158	5	153	7.7	2	71	13.9
FINE, Mason	10	94	398	280	118	1.3	2	80	11.8
WYCHE, Anthony	7	21	75	8	67	3.2	0	16	9.6
KEENA, Eric	13	2	27	0	27	13.5	0	18	2.1
RICE, Sam	13	1	3	0	3	3.0	0	0	0.2
<b>Total</b>	13	426	2203	467	1736	4.1	24	80	133.5
<b>Opponents</b>	13	588	3441	327	3114	5.3	31	83	239.5

Team Statistics	NT	OPP
<b>FIRST DOWNS</b>	240	284
Rushing	94	147
Passing	121	103
Penalty	25	34
<b>RUSHING YARDAGE</b>	1736	3114
Rushing Attempts	426	588
Average Per Rush	4.1	5.3
Average Per Game	133.5	239.5
TDs Rushing	24	31
<b>PASSING YARDAGE</b>	2708	2603
Comp-Att-Int	261-449-13	182-354-14
Average Per Pass	6.0	7.4
Average Per Catch	10.4	14.3
Average Per Game	208.3	200.2
TDs Passing	15	20
<b>TOTAL OFFENSE</b>	4444	5717
Average Per Play	5.1	6.1
Average Per Game	341.8	439.8
KICK RETURNS: #-Yards	48-937	25-544
PUNT RETURNS: #-Yards	18-163	28-253
INT RETURNS: #-Yards	14-221	13-164
FUMBLES-LOST	23-8	19-8
PENALTIES-Yards	97-890	92-808
PUNTS-AVG	73-43.1	50-40.4
TIME OF POSSESSION/Game	27:30	32:30
3RD-DOWN Conversions	63/181	92/193
4TH-DOWN Conversions	8/22	11/27

	gp	effic	comp-att-int	pct	yds	td	lg	avg/g
<b>Passing</b>								
FINE, Mason	10	113.73	155-261-5	59.4	1572	6	75	157.2
MORRIS, Alec	7	116.37	105-185-7	56.8	1126	9	55	160.9
SHANBOUR, Quinn	1	0.00	0-1-0	0.0	0	0	0	0.0
WILSON, Tyler	12	-200.00	0-1-1	0.0	0	0	0	0.0
KEENA, Eric	13	184.00	1-1-0	100.0	10	0	10	0.8
<b>Total</b>	13	114.02	261-449-13	58.1	2708	15	75	208.3
<b>Opponents</b>	13	123.91	182-354-14	51.4	2603	20	88	200.2

Interceptions	no.	yds	avg	td	lg
BROOKS, Nate	4	54	13.5	0	40
JENKINS, Eric	3	86	28.7	2	52
MCCLAIN, K.	3	18	6.0	0	18
MUHAMMAD, K.	1	13	13.0	0	13
PRESTON, Ashton	1	1	1.0	0	1
DAVIS, Chad	1	37	37.0	0	37
GRAY, James	1	12	12.0	0	12

	gp	no.	yds	avg	td	lg	avg/g
<b>Receiving</b>							
THOMPSON, T.	13	43	545	12.7	2	43	41.9
GOREE, Terian	10	36	328	9.1	2	34	32.8
SMILEY, Turner	11	33	389	11.8	2	55	35.4
BUYERS, Kenny	13	32	324	10.1	1	75	24.9
WILSON, Jeffery	11	29	247	8.5	1	38	22.5
IVERY, Willy	11	25	173	6.9	2	22	15.7
ROBINSON, W.	10	18	222	12.3	0	35	22.2
WILSON, Tyler	12	13	146	11.2	2	23	12.2
BUSSEY, Rico	6	8	97	12.1	1	30	16.2
SMITH, Kelvin	10	7	79	11.3	2	25	7.9
RUTHERFORD, O.	9	7	71	10.1	0	32	7.9
WYCHE, Anthony	7	3	31	10.3	0	18	4.4
KHAN, Daniel	2	3	24	8.0	0	12	12.0
MCINTYRE, E.	3	2	22	11.0	0	13	7.3
LAWRENCE, M.	7	1	16	16.0	0	16	2.3
<b>Total</b>	13	261	2708	10.4	15	75	208.3
<b>Opponents</b>	13	182	2603	14.3	20	88	200.2

Punting	no.	yds	avg	lg	tb	fc	i20	50+	blk
KEENA, Eric	72	3148	43.7	68	3	17	21	21	2
TEAM	1	0	0.0	0	0	0	0	0	0

Punt Returns	no.	yds	avg	td	lg
SMILEY, Turner	11	97	8.8	0	34
WYCHE, Anthony	5	39	7.8	0	18
WILSON, Tyler	1	23	23.0	0	0
BUYERS, Kenny	1	3	3.0	0	3
TUCKER, Andrew	0	1	0.0	1	1
<b>Total</b>	18	163	9.1	1	34
<b>Opponents</b>	28	253	9.0	2	88

Field Goals	fg	pct.	01-19	20-29	30-39	40-49	50-99	lg	blk
MOORE, Trevor	9-13	69.2	1-1	3-3	3-3	1-5	1-1	51	0

Kick Returns	no.	yds	avg	td	lg
WILSON, Tyler	32	700	21.9	0	66
GRAY, James	4	34	8.5	0	18
SMILEY, Turner	3	64	21.3	0	23
BUYERS, Kenny	2	45	22.5	0	28
WYCHE, Anthony	2	29	14.5	0	21
FLUSCHE, Andy	2	14	7.0	0	11
IVERY, Willy	1	24	24.0	0	24
MAKI, Cannon	1	12	12.0	0	12
HAMILTON, L.	1	15	15.0	0	15
<b>Total</b>	48	937	19.5	0	66
<b>Opponents</b>	25	544	21.8	1	99

Scoring	td	fg	PAT			dxp	saf	pts
			kick	rush	rcv			
WILSON, Jeffery	15	-	-	-	-	-	-	90
MOORE, Trevor	-	9-13	41-41	-	-	-	-	68
IVERY, Willy	8	-	-	-	-	-	-	48
TUCKER, Andrew	3	-	-	-	-	-	-	18
FINE, Mason	2	-	-	-	-	-	0-1	12
WILSON, Tyler	2	-	-	-	-	-	-	12
SMITH, Kelvin	2	-	-	-	-	-	-	12
JENKINS, Eric	2	-	-	-	-	-	-	12
SMILEY, Turner	2	-	-	-	-	-	-	12
GOREE, Terian	2	-	-	-	-	-	-	12
THOMPSON, T.	2	-	-	-	-	-	-	12
BUYERS, Kenny	1	-	-	-	-	-	-	6
BUSSEY, Rico	1	-	-	-	-	-	-	6
TEAM	-	-	-	-	-	-	1	2
<b>Total</b>	42	9-13	41-41	-	-	-	1	322
<b>Opponents</b>	55	14-20	46-49	1-3	1	1-3	-	424

All Purpose	g	rush	rcv	pr	kr	ir	total	avg/g
WILSON, Jeffery	11	936	247	0	0	0	1183	107.5
WILSON, Tyler	12	-5	146	23	700	0	864	72.0
IVERY, Willy	11	489	173	0	24	0	686	62.4
SMILEY, Turner	11	0	389	97	64	0	550	50.0
THOMPSON, T.	13	0	545	0	0	0	545	41.9
<b>Total</b>	13	1736	2708	163	937	221	5765	443.5



# IN REVIEW

↳ 2016 Season Statistics

## 2016 Overall Team Statistics

<b>Team Statistics</b>	<b>NT</b>	<b>OPP</b>
SCORING	322	424
Points Per Game	24.8	32.6
Points Off Turnovers	70	57
FIRST DOWNS	240	284
Rushing	94	147
Passing	121	103
Penalty	25	34
RUSHING YARDAGE	1736	3114
Yards gained rushing	2203	3441
Yards lost rushing	467	327
Rushing Attempts	426	588
Average Per Rush	4.1	5.3
Average Per Game	133.5	239.5
TDs Rushing	24	31
PASSING YARDAGE	2708	2603
Comp-Att-Int	261-449-13	182-354-14
Average Per Pass	6.0	7.4
Average Per Catch	10.4	14.3
Average Per Game	208.3	200.2
TDs Passing	15	20
TOTAL OFFENSE	4444	5717
Total Plays	875	942
Average Per Play	5.1	6.1
Average Per Game	341.8	439.8
KICK RETURNS: #-Yards	48-937	25-544
PUNT RETURNS: #-Yards	18-163	28-253
INT RETURNS: #-Yards	14-221	13-164
KICK RETURN AVERAGE	19.5	21.8
PUNT RETURN AVERAGE	9.1	9.0
INT RETURN AVERAGE	15.8	12.6
FUMBLES-LOST	23-8	19-8
PENALTIES-Yards	97-890	92-808
Average Per Game	68.5	62.2
PUNTS-Yards	73-3148	50-2022
Average Per Punt	43.1	40.4
Net punt average	38.8	35.6
KICKOFFS-Yards	60-3794	80-4767
Average Per Kick	63.2	59.6
Net kick average	40.0	39.1
TIME OF POSSESSION/Game	27:30	32:30
3RD-DOWN Conversions	63/181	92/193
3rd-Down Pct	35%	48%
4TH-DOWN Conversions	8/22	11/27
4th-Down Pct	36%	41%
SACKS BY-Yards	26-184	43-293
MISC YARDS	0	0
TOUCHDOWNS SCORED	42	55
FIELD GOALS-ATTEMPTS	9-13	14-20
ON-SIDE KICKS	1-3	0-0
RED-ZONE SCORES	(33-41) 80%	(44-51) 86%
RED-ZONE TOUCHDOWNS	(27-41) 66%	(33-51) 65%
PAT-ATTEMPTS	(41-41) 100%	(46-49) 94%
ATTENDANCE	119269	193150
Games/Avg Per Game	6/19878	6/32192
Neutral Site Games		1/39117

<b>Score by Quarters</b>	<b>1st</b>	<b>2nd</b>	<b>3rd</b>	<b>4th</b>	<b>OT</b>	<b>Total</b>
North Texas	73	93	69	73	14	322
Opponents	113	122	113	62	14	424



## 2016 Individual Statistics

Rushing	gp	att	gain	loss	net	avg	td	lg	avg/g
WILSON, Jeffery	11	169	971	35	936	5.5	14	75	85.1
IVERY, Willy	11	90	527	38	489	5.4	6	35	44.5
TUCKER, Andrew	11	20	158	5	153	7.7	2	71	13.9
FINE, Mason	10	94	398	280	118	1.3	2	80	11.8
WYCHE, Anthony	7	21	75	8	67	3.2	0	16	9.6
KEENA, Eric	13	2	27	0	27	13.5	0	18	2.1
RICE, Sam	13	1	3	0	3	3.0	0	0	0.2
SHANBOUR, Quinn	1	1	0	0	0	0.0	0	0	0.0
WILSON, Tyler	12	2	5	10	-5	-2.5	0	5	-0.4
MORRIS, Alec	7	17	39	51	-12	-0.7	0	15	-1.7
TEAM	7	9	0	40	-40	-4.4	0	0	-5.7
Total	13	426	2203	467	1736	4.1	24	80	133.5
Opponents	13	588	3441	327	3114	5.3	31	83	239.5

Passing	gp	effic	comp-att-int	pct	yds	td	lg	avg/g
FINE, Mason	10	113.73	155-261-5	59.4	1572	6	75	157.2
MORRIS, Alec	7	116.37	105-185-7	56.8	1126	9	55	160.9
SHANBOUR, Quinn	1	0.00	0-1-0	0.0	0	0	0	0.0
WILSON, Tyler	12	-200.00	0-1-1	0.0	0	0	0	0.0
KEENA, Eric	13	184.00	1-1-0	100.0	10	0	10	0.8
Total	13	114.02	261-449-13	58.1	2708	15	75	208.3
Opponents	13	123.91	182-354-14	51.4	2603	20	88	200.2

Receiving	gp	no.	yds	avg	td	lg	avg/g
THOMPSON, T.	13	43	545	12.7	2	43	41.9
GOREE, Terian	10	36	328	9.1	2	34	32.8
SMILEY, Turner	11	33	389	11.8	2	55	35.4
BUYERS, Kenny	13	32	324	10.1	1	75	24.9
WILSON, Jeffery	11	29	247	8.5	1	38	22.5
IVERY, Willy	11	25	173	6.9	2	22	15.7
ROBINSON, W.	10	18	222	12.3	0	35	22.2
WILSON, Tyler	12	13	146	11.2	2	23	12.2
BUSSEY, Rico	6	8	97	12.1	1	30	16.2
SMITH, Kelvin	10	7	79	11.3	2	25	7.9
RUTHERFORD, O.	9	7	71	10.1	0	32	7.9
WYCHE, Anthony	7	3	31	10.3	0	18	4.4
KHAN, Daniel	2	3	24	8.0	0	12	12.0
MCINTYRE, E.	3	2	22	11.0	0	13	7.3
LAWRENCE, M.	7	1	16	16.0	0	16	2.3
TUCKER, Andrew	11	1	-6	-6.0	0	0	-0.5
Total	13	261	2708	10.4	15	75	208.3
Opponents	13	182	2603	14.3	20	88	200.2

Punt Returns	no.	yds	avg	td	lg
SMILEY, Turner	11	97	8.8	0	34
WYCHE, Anthony	5	39	7.8	0	18
WILSON, Tyler	1	23	23.0	0	0
BUYERS, Kenny	1	3	3.0	0	3
TUCKER, Andrew	0	1	0.0	1	1
Total	18	163	9.1	1	34
Opponents	28	253	9.0	2	88

Interceptions	no.	yds	avg	td	lg
BROOKS, Nate	4	54	13.5	0	40
JENKINS, Eric	3	86	28.7	2	52
MCCLAIN, K.	3	18	6.0	0	18
PRESTON, Ashton	1	1	1.0	0	1
MUHAMMAD, K.	1	13	13.0	0	13
GRAY, James	1	12	12.0	0	12
DAVIS, Chad	1	37	37.0	0	37
Total	14	221	15.8	2	52
Opponents	13	164	12.6	1	63

Kick Returns	no.	yds	avg	td	lg
WILSON, Tyler	32	700	21.9	0	66
GRAY, James	4	34	8.5	0	18
SMILEY, Turner	3	64	21.3	0	23
WYCHE, Anthony	2	29	14.5	0	21
BUYERS, Kenny	2	45	22.5	0	28
FLUSCHE, Andy	2	14	7.0	0	11
IVERY, Willy	1	24	24.0	0	24
MAKI, Cannon	1	12	12.0	0	12
HAMILTON, L.	1	15	15.0	0	15
Total	48	937	19.5	0	66
Opponents	25	544	21.8	1	99

Fumble Returns	no.	yds	avg	td	lg
Total	0	0	0.0	0	0
Opponents	2	64	32.0	0	59



## 2016 Individual Statistics

Scoring	td	fg	PAT			dxp	saf	pts
			kick	rush	rcv pass			
WILSON, Jeffery	15	-	-	-	-	-	-	90
MOORE, Trevor	-	9-13	41-41	-	-	-	-	68
IVERY, Willy	8	-	-	-	-	-	-	48
TUCKER, Andrew	3	-	-	-	-	-	-	18
SMILEY, Turner	2	-	-	-	-	-	-	12
SMITH, Kelvin	2	-	-	-	-	-	-	12
WILSON, Tyler	2	-	-	-	-	-	-	12
THOMPSON, T.	2	-	-	-	-	-	-	12
FINE, Mason	2	-	-	-	-	0-1	-	12
JENKINS, Eric	2	-	-	-	-	-	-	12
GOREE, Terian	2	-	-	-	-	-	-	12
BUYERS, Kenny	1	-	-	-	-	-	-	6
BUSSEY, Rico	1	-	-	-	-	-	-	6
TEAM	-	-	-	-	-	-	1	2
<b>Total</b>	<b>42</b>	<b>9-13</b>	<b>41-41</b>	<b>-</b>	<b>-</b>	<b>0-1</b>	<b>-</b>	<b>322</b>
<b>Opponents</b>	<b>55</b>	<b>14-20</b>	<b>46-49</b>	<b>1-3</b>	<b>1</b>	<b>1-3</b>	<b>-</b>	<b>424</b>

Total Offense	g	plays	rush	pass	total	avg/g
FINE, Mason	10	355	118	1572	1690	169.0
MORRIS, Alec	7	202	-12	1126	1114	159.1
WILSON, Jeffery	11	169	936	0	936	85.1
IVERY, Willy	11	90	489	0	489	44.5
TUCKER, Andrew	11	20	153	0	153	13.9
WYCHE, Anthony	7	21	67	0	67	9.6
KEENA, Eric	13	3	27	10	37	2.8
RICE, Sam	13	1	3	0	3	0.2
WILSON, Tyler	12	3	-5	0	-5	-0.4
TEAM	7	9	-40	0	-40	-5.7
<b>Total</b>	<b>13</b>	<b>875</b>	<b>1736</b>	<b>2708</b>	<b>4444</b>	<b>341.8</b>
<b>Opponents</b>	<b>13</b>	<b>942</b>	<b>3114</b>	<b>2603</b>	<b>5717</b>	<b>439.8</b>

Field Goals	fg	pct.	01-19	20-29	30-39	40-49	50-99	lg	blk
MOORE, Trevor	9-13	69.2	1-1	3-3	3-3	1-5	1-1	51	0

FG Sequence	North Texas	Opponents
SMU	-	(29),(22),31
Bethune-Cookman	(19),(20)	-
Florida	-	(22)
Rice	-	(40),(36)
Middle Tennessee	-	(25),(34),(36)
Marshall	46,(31)	48,42
Army	48,44	(39)
UTSA	(20)	(33)
Louisiana Tech	(51)	(48),27
WKU	47	(24),46
Southern Miss	(26),(39)	43,(25)
UTEP	(45)	(48)
Army	(37)	-

Punting	no.	yds	avg	lg	tb	fc	i20	50+	blk
KEENA, Eric	72	3148	43.7	68	3	17	21	21	2
TEAM	1	0	0.0	0	0	0	0	0	0
<b>Total</b>	<b>73</b>	<b>3148</b>	<b>43.1</b>	<b>68</b>	<b>3</b>	<b>17</b>	<b>21</b>	<b>21</b>	<b>2</b>
<b>Opponents</b>	<b>50</b>	<b>2022</b>	<b>40.4</b>	<b>60</b>	<b>4</b>	<b>4</b>	<b>15</b>	<b>10</b>	<b>1</b>

Kickoffs	no.	yds	avg	tb	ob	retn	net	ydln
KEENA, Eric	58	3688	63.6	34	1			
MOORE, Trevor	2	106	53.0	0	0			
<b>Total</b>	<b>60</b>	<b>3794</b>	<b>63.2</b>	<b>34</b>	<b>1</b>	<b>21.8</b>	<b>40.0</b>	<b>25</b>
<b>Opponents</b>	<b>80</b>	<b>4767</b>	<b>59.6</b>	<b>28</b>	<b>2</b>	<b>19.5</b>	<b>39.1</b>	<b>25</b>

Numbers in (parentheses) indicate field goal was made.



## 2016 Individual Statistics

All Purpose	g	rush	rcv	pr	kr	ir	total	avg/g
WILSON, Jeffery	11	936	247	0	0	0	1183	107.5
WILSON, Tyler	12	-5	146	23	700	0	864	72.0
IVERY, Willy	11	489	173	0	24	0	686	62.4
SMILEY, Turner	11	0	389	97	64	0	550	50.0
THOMPSON, T.	13	0	545	0	0	0	545	41.9
BUYERS, Kenny	13	0	324	3	45	0	372	28.6
GOREE, Terian	10	0	328	0	0	0	328	32.8
ROBINSON, W.	10	0	222	0	0	0	222	22.2
WYCHE, Anthon	7	67	31	39	29	0	166	23.7
TUCKER, Andre	11	153	-6	1	0	0	148	13.5
FINE, Mason	10	118	0	0	0	0	118	11.8
BUSSEY, Rico	6	0	97	0	0	0	97	16.2
JENKINS, Eric	11	0	0	0	0	86	86	7.8
SMITH, Kelvin	10	0	79	0	0	0	79	7.9
RUTHERFORD,	9	0	71	0	0	0	71	7.9
BROOKS, Nate	13	0	0	0	0	54	54	4.2
GRAY, James	13	0	0	0	34	12	46	3.5
DAVIS, Chad	12	0	0	0	0	37	37	3.1
KEENA, Eric	13	27	0	0	0	0	27	2.1
KHAN, Daniel	2	0	24	0	0	0	24	12.0
MCINTYRE, E.	3	0	22	0	0	0	22	7.3
MCCLAIN, K.	13	0	0	0	0	18	18	1.4
LAWRENCE, M.	7	0	16	0	0	0	16	2.3
HAMILTON, L.	13	0	0	0	15	0	15	1.2
FLUSCHE, Andy	13	0	0	0	14	0	14	1.1
MUHAMMAD, K.	12	0	0	0	0	13	13	1.1
MAKI, Cannon	11	0	0	0	12	0	12	1.1
RICE, Sam	13	3	0	0	0	0	3	0.2
PRESTON, Asht	13	0	0	0	0	1	1	0.1
MORRIS, Alec	7	-12	0	0	0	0	-12	-1.7
TEAM	7	-40	0	0	0	0	-40	-5.7
Total	13	1736	2708	163	937	221	5765	443.5
Opponents	13	3114	2603	253	544	164	6678	513.7



## 2016 Defensive Statistics

#	Defensive Leaders	gp	Tackles				Sacks no-yds	Pass defense			Fumbles		blkd	
			ua	a	tot	tfl/yds		int-yds	brup	qbh	rcv-yds	ff	kick	saf
23	MCCLAIN, K.	13	67	24	91	5.0-17	1.5-10	3-18	3	.	.	2	.	.
17	FINNEY, Cortney	13	41	37	78	5.5-17	1.0-7	.	2	1	.	.	.	.
21	GRAY, James	13	36	28	64	1.0-4	.	1-12	5	.	2-0	1	.	.
9	BROOKS, Nate	13	36	21	57	2.0-18	1.0-15	4-54	4	.	.	2	.	.
32	SCOTT, Fred	11	34	21	55	2.5-16	1.0-10	.	.	.	1-0	.	.	.
37	GARNER, Brandon	12	32	18	50	6.0-32	3.5-29	.	.	2	2-0	.	.	.
22	EJIYA, E.J.	13	26	17	43	3.5-10	.	.	.	2	.	.	.	.
7	COMBS, Jareid	13	22	21	43	6.5-30	3.0-17	.	.	4	.	.	.	.
18	WHEELER, Joshua	12	26	16	42	7.5-42	5.5-36	.	2	1	.	2	.	.
27	PRESTON, Ashton	13	24	16	40	4.5-16	1.0-7	1-1	1	.	.	1	.	.
10	MINOR, Calvin	11	9	31	40	2.0-4	0.5-2	.	1	1	.	.	.	.
49	YOUNG, Roderick	13	15	23	38	3.5-7	0.5-1	.	.	4	.	.	.	.
36	BAULKMAN, Dee	12	20	15	35	5.5-31	2.5-22	.	.	.	.	1	.	.
16	DAVIS, Chad	12	19	6	25	.	.	1-37	4	.	1-0	.	.	.
15	TAUAAALO, T.J.	13	18	7	25	2.0-3	1.0-2	.	1	.	.	1	.	.
56	DILONGA, Malik	13	8	13	21	4.5-22	2.0-14	.	.	2	.	1	.	.
2	JENKINS, Eric	11	13	5	18	1.0-1	.	3-86	10	.	.	1	.	.
24	ROBINSON, T.	11	12	6	18	.	.	.	1	.	.	.	.	.
30	ROBERTS, J.	9	3	14	17	2.0-2	0.5-1	.	.	5	.	.	.	.
99	FLUSCHE, Andy	13	7	10	17	0.5-0	.	.	.	3	.	.	.	.
4	MUHAMMAD, K.	12	7	8	15	0.5-2	0.5-2	1-13	1	.	.	.	.	.
97	HOOD, Demonte	13	6	6	12	1.5-5	.	.	.	.	.	.	.	.
90	JOHNSON, Ti.	12	6	5	11	1.0-2	.	.	.	.	.	.	.	.
50	HAMILTON, L.	13	6	3	9	3.0-11	1.0-9	.	.	.	.	.	.	.
19	SCHILLECI, John	11	5	2	7	.	.	.	.	.	.	.	.	.
31	BUYERS, Kenny	13	3	1	4	.	.	.	.	.	1-0	.	.	.
44	MOORE, Sid	4	3	1	4	1.0-3	.	.	.	.	.	.	.	.
0F	TURNER, Darius	7	4	.	4	.	.	.	.	.	.	.	.	.
25	TUCKER, Andrew	11	2	1	3	.	.	.	.	.	.	.	.	.
53	LEMASTERS, W.	4	2	1	3	.	.	.	1	.	.	.	.	.
39	MOORE, Jameel	11	2	1	3	.	.	.	.	.	.	.	.	.
26	WILSON, Jeffery	11	3	.	3	.	.	.	.	.	.	.	.	.
13	HILL, Kway	9	.	2	2	.	.	.	.	1	.	.	.	.
92	ENTERLINE, Trey	13	1	1	2	.	.	.	.	.	.	.	.	.
84	KEENA, Eric	13	2	.	2	.	.	.	.	.	.	.	.	.
1C	JACKSON, Q.	1	1	.	1	.	.	.	.	.	.	.	.	.
3	GOREE, Terian	10	1	.	1	.	.	.	.	.	.	.	.	.
8	BUSSEY, Rico	6	1	.	1	.	.	.	.	.	.	.	.	.
87	SMITH, Kelvin	10	1	.	1	.	.	.	.	.	.	.	.	.
0E	PETERS, Mylam	3	1	.	1	1.0-12	.	.	.	.	.	.	.	.
71	MURRAY, Jordan	12	1	.	1	.	.	.	.	.	.	.	.	.
29	IVERY, Willy	11	.	1	1	.	.	.	.	.	.	.	.	.
1	SMILEY, Turner	11	1	.	1	.	.	.	.	.	.	.	.	.
11	THOMPSON, T.	13	1	.	1	.	.	.	.	.	.	.	.	.
83	WILSON, Tyler	12	.	.	.	.	.	.	.	.	.	.	1	.
TM	TEAM	7	.	.	.	.	.	.	.	.	1-0	.	.	1
Total		13	528	382	910	73-307	26-184	14-221	36	26	8-0	12	1	1
Opponents		13	498	346	844	92-412	43-293	13-164	51	26	8-64	13	2	1





## 2016 Individual Game Highs

Rushes	26	WILSON, Jeffery vs Marshall (Oct 08, 2016)
Yards Rushing	188	WILSON, Jeffery vs Marshall (Oct 08, 2016)
TD Rushes	3	WILSON, Jeffery at Rice (Sep 24, 2016)
	3	WILSON, Jeffery at Army (Oct 22, 2016)
Long Rush	80	FINE, Mason at UTSA (Oct 29, 2016)
Pass attempts	54	FINE, Mason vs Middle Tennessee (Oct 01, 2016)
Pass completions	33	FINE, Mason vs Middle Tennessee (Oct 01, 2016)
Yards Passing	304	MORRIS, Alec vs Army (Dec 27, 2016)
TD Passes	3	MORRIS, Alec vs Army (Dec 27, 2016)
Long Pass	75	FINE, Mason at Rice (Sep 24, 2016)
Receptions	9	GOREE, Terian vs Middle Tennessee (Oct 01, 2016)
Yards Receiving	162	SMILEY, Turner vs Southern Miss (Nov 19, 2016)
TD Receptions	2	SMILEY, Turner vs Southern Miss (Nov 19, 2016)
Long Reception	75	BUYERS, Kenny at Rice (Sep 24, 2016)
Field Goals	2	MOORE, Trevor vs Bethune-Cookman (Sep 10, 2016)
	2	MOORE, Trevor vs Southern Miss (Nov 19, 2016)
Long Field Goal	51	MOORE, Trevor vs Louisiana Tech (Nov 05, 2016)
Punts	9	KEENA, Eric at Florida (Sep 17, 2016)
Punting Avg	51.6	KEENA, Eric vs Middle Tennessee (Oct 01, 2016)
Long Punt	68	KEENA, Eric vs Middle Tennessee (Oct 01, 2016)
Punts inside 20	4	KEENA, Eric at Florida (Sep 17, 2016)
	4	KEENA, Eric vs Middle Tennessee (Oct 01, 2016)
Long Punt Return	34	SMILEY, Turner at UTSA (Oct 29, 2016)
Long Kickoff Return	66	WILSON, Tyler vs Bethune-Cookman (Sep 10, 2016)
Tackles	12	FINNEY, Cortney at Rice (Sep 24, 2016)
	12	MCCLAIN, K. at Army (Oct 22, 2016)
Sacks	2.0	GARNER, Brandon vs Marshall (Oct 08, 2016)
Tackles For Loss	3.0	FINNEY, Cortney vs Bethune-Cookman (Sep 10, 2016)
	3.0	GARNER, Brandon vs Marshall (Oct 08, 2016)
Interceptions	2	JENKINS, Eric at Army (Oct 22, 2016)
	2	BROOKS, Nate vs Southern Miss (Nov 19, 2016)



## 2016 Team Game Highs

---

Rushes	54	vs Marshall (Oct 08, 2016)
Yards Rushing	329	vs Bethune-Cookman (Sep 10, 2016)
Yards Per Rush	6.5	vs Bethune-Cookman (Sep 10, 2016)
TD Rushes	5	at Rice (Sep 24, 2016)
Pass attempts	54	vs Middle Tennessee (Oct 01, 2016)
Pass completions	33	vs Middle Tennessee (Oct 01, 2016)
Yards Passing	314	vs Army (Dec 27, 2016)
Yards Per Pass	9.2	vs Southern Miss (Nov 19, 2016)
TD Passes	3	vs Army (Dec 27, 2016)
Total Plays	84	vs Bethune-Cookman (Sep 10, 2016)
Total Offense	458	vs Marshall (Oct 08, 2016)
Yards Per Play	6.5	vs Southern Miss (Nov 19, 2016)
Points	42	at Rice (Sep 24, 2016)
Sacks By	5	vs Marshall (Oct 08, 2016)
	5	at UTSA (Oct 29, 2016)
First Downs	28	vs Bethune-Cookman (Sep 10, 2016)
Penalties	12	vs Southern Miss (Nov 19, 2016)
Penalty Yards	99	vs Louisiana Tech (Nov 05, 2016)
Turnovers	4	at UTSA (Oct 29, 2016)
Interceptions By	4	at Army (Oct 22, 2016)
Punts	9	at Florida (Sep 17, 2016)
Punting Avg	51.6	vs Middle Tennessee (Oct 01, 2016)
Long Punt	68	vs Middle Tennessee (Oct 01, 2016)
Punts inside 20	4	at Florida (Sep 17, 2016)
	4	vs Middle Tennessee (Oct 01, 2016)
Long Punt Return	34	at UTSA (Oct 29, 2016)



## 2016 Opponent Individual Game Highs

Rushes	24	MATHERS, I., vs Middle Tennessee (Oct 01, 2016)
	24	Bradshaw, Ahmad, at Army (Oct 22, 2016)
	24	CRAFT, Jarred, vs Louisiana Tech (Nov 05, 2016)
	24	JONES,Aaron, at UTEP (Nov 26, 2016)
Yards Rushing	301	JONES,Aaron, at UTEP (Nov 26, 2016)
TD Rushes	4	JONES,Aaron, at UTEP (Nov 26, 2016)
Long Rush	83	A. Williams, vs Bethune-Cookman (Sep 10, 2016)
	83	JONES,Aaron, at UTEP (Nov 26, 2016)
Pass attempts	45	STOCKSTILL, B., vs Middle Tennessee (Oct 01, 2016)
Pass completions	24	STOCKSTILL, B., vs Middle Tennessee (Oct 01, 2016)
Yards Passing	316	WHITE, Mike, at WKU (Nov 12, 2016)
TD Passes	4	HIGGINS, Ryan, vs Louisiana Tech (Nov 05, 2016)
	4	WHITE, Mike, at WKU (Nov 12, 2016)
Long Pass	88	HICKS, Ben, vs SMU (Sep 03, 2016)
Receptions	10	WRIGHT, Zach, at Rice (Sep 24, 2016)
Yards Receiving	166	TAYLOR, Taywan, at WKU (Nov 12, 2016)
TD Receptions	4	HENDERSON, C., vs Louisiana Tech (Nov 05, 2016)
Long Reception	88	SUTTON, C., vs SMU (Sep 03, 2016)
Field Goals	3	ROOKER, Canon, vs Middle Tennessee (Oct 01, 2016)
Long Field Goal	48	BARNES, J., vs Louisiana Tech (Nov 05, 2016)
	48	MATTOX,Jay, at UTEP (Nov 26, 2016)
Punts	7	VEDVIK, Kaare, vs Marshall (Oct 08, 2016)
Punting Avg	55.2	Townsend,J., at Florida (Sep 17, 2016)
Long Punt	60	SARRAZIN, Tyler, vs Southern Miss (Nov 19, 2016)
Punts inside 20	2	Jonathan Cagle, vs Bethune-Cookman (Sep 10, 2016)
	2	FOX, Jack, at Rice (Sep 24, 2016)
	2	BONADIES, Matt, vs Middle Tennessee (Oct 01, 2016)
	2	VEDVIK, Kaare, vs Marshall (Oct 08, 2016)
	2	SHOUSE, Gerald, vs Louisiana Tech (Nov 05, 2016)
	2	SARRAZIN, Tyler, vs Southern Miss (Nov 19, 2016)
Long Punt Return	88	Frank Brown, vs Bethune-Cookman (Sep 10, 2016)
Long Kickoff Return	99	DAVIS, Keion, vs Marshall (Oct 08, 2016)
Tackles	15	Timpf, Jeremy, vs Army (Dec 27, 2016)
Sacks	3.5	LAWLER, Justin, vs SMU (Sep 03, 2016)
Tackles For Loss	4.0	LAWLER, Justin, vs SMU (Sep 03, 2016)
Interceptions	2	RICHARDSON, H., vs SMU (Sep 03, 2016)
	2	Riley, Elijah, vs Army (Dec 27, 2016)



## 2016 Opponent Team Game Highs

---

Rushes	74	vs Army (Dec 27, 2016)
Yards Rushing	480	vs Army (Dec 27, 2016)
Yards Per Rush	9.6	at UTEP (Nov 26, 2016)
TD Rushes	6	vs Army (Dec 27, 2016)
Pass attempts	45	vs Middle Tennessee (Oct 01, 2016)
Pass completions	24	at Rice (Sep 24, 2016)
	24	vs Middle Tennessee (Oct 01, 2016)
Yards Passing	329	at WKU (Nov 12, 2016)
Yards Per Pass	13.2	vs Army (Dec 27, 2016)
TD Passes	5	at WKU (Nov 12, 2016)
Total Plays	100	at Rice (Sep 24, 2016)
Total Offense	572	vs SMU (Sep 03, 2016)
Yards Per Play	9.6	at UTEP (Nov 26, 2016)
Points	52	at UTEP (Nov 26, 2016)
Sacks By	7	at Florida (Sep 17, 2016)
First Downs	30	vs Louisiana Tech (Nov 05, 2016)
Penalties	11	at Florida (Sep 17, 2016)
Penalty Yards	97	at Florida (Sep 17, 2016)
Turnovers	7	at Army (Oct 22, 2016)
Interceptions By	3	vs SMU (Sep 03, 2016)
Punts	7	vs Marshall (Oct 08, 2016)
Punting Avg	55.2	at Florida (Sep 17, 2016)
Long Punt	60	vs Southern Miss (Nov 19, 2016)
Punts inside 20	2	vs Bethune-Cookman (Sep 10, 2016)
	2	at Rice (Sep 24, 2016)
	2	vs Middle Tennessee (Oct 01, 2016)
	2	vs Marshall (Oct 08, 2016)
	2	vs Louisiana Tech (Nov 05, 2016)
	2	vs Southern Miss (Nov 19, 2016)
Long Punt Return	88	vs Bethune-Cookman (Sep 10, 2016)



## 2016 Team Game-By-Game Stats

Date	Opponent	no.	yds	td	lg	no.	yds	td	lg	cmp-att-int	yds	td	lg	no.	yds	td	lg	no.	yds	td	lg	off
Sep 03	SMU	29	83	1	31	32	311	2	25	32-50-3	311	2	25	3	66	0	28	0	0	0	0	394
Sep 10	BETHUNE-COOKMAN	51	329	4	34	15	121	0	32	15-33-1	121	0	32	3	88	0	66	2	25	1	1	450
Sep 17	at Florida	28	-13	0	11	6	66	0	25	6-22-1	66	0	25	1	15	0	15	3	27	0	18	53
Sep 24	at Rice	42	215	5	75	17	224	1	75	17-29-0	224	1	75	3	100	0	41	0	0	0	0	439
Oct 01	MIDDLE TENNESSEE	22	5	1	9	33	303	1	43	33-54-0	303	1	43	4	56	0	18	2	5	0	3	308
Oct 08	MARSHALL	54	252	3	72	18	206	1	34	18-28-0	206	1	34	1	10	0	10	3	27	0	21	458
Oct 22	at Army	33	202	3	56	9	118	1	34	9-17-1	118	1	34	2	32	0	23	1	13	0	13	320
Oct 29	at UTSA	34	152	1	80	27	257	1	38	27-38-2	257	1	38	4	72	0	23	3	48	0	34	409
Nov 05	LOUISIANA TECH	30	82	2	15	23	207	1	32	23-34-1	207	1	32	6	120	0	26	0	0	0	0	289
Nov 12	at WKU	20	115	1	71	17	117	0	22	17-33-1	117	0	22	8	154	0	25	1	8	0	8	232
Nov 19	SOUTHERN MISS	29	111	1	35	14	267	2	55	14-29-1	267	2	55	4	28	0	24	3	10	0	11	378
Nov 26	at UTEP	27	107	1	25	23	197	2	22	23-42-0	197	2	22	3	70	0	32	0	0	0	0	304
Dec 27	vs Army	27	96	1	22	27	314	3	30	27-40-2	314	3	30	6	126	0	30	0	0	0	0	410
Opponents		426	1736	24	80	261	2708	15	75	261-449-13	2708	15	75	48	937	0	66	18	163	1	34	4444
		588	3114	31	83	182	2603	20	88	182-354-14	2603	20	88	25	544	1	99	28	253	2	88	5717

Games: 13 • Avg/rush: 4.1 • Avg/catch: 10.4 • Pass effic: 114.02 • KR avg: 19.5 • PR avg: 9.1 • All purpose avg/game: 443.5 • Total offense avg/gm: 341.8

Date	Opponent	Tackles				Sacks	Fumble		Pass Defense			blkd	PAT Attempts			off			
		ua	a	total	tfl-yds	no-yds	ff	fr-yds	int-yds	qbh	brup	kick	kick	rush	rcv	saf	t/o	pts	
Sep 03	SMU	38	22	60	6.0-21	2.0-9	1	0-0	1-37	0	2	0	3-3	0	0	0	0	0	21
Sep 10	BETHUNE-COOKMAN	24	26	50	7.0-30	3.0-24	1	0-0	1-18	0	2	1	5-5	0	0	0	0	7	41
Sep 17	at Florida	54	16	70	1.0-1	0.0-0	1	0-0	1-12	4	4	0	0-0	0	0	0	0	0	
Sep 24	at Rice	61	32	93	7.0-33	3.0-24	3	2-0	1-0	2	5	0	6-6	0	0	0	7	42	
Oct 01	MIDDLE TENNESSEE	30	40	70	5.0-13	1.0-5	0	0-0	1-0	2	4	0	1-1	0	0	0	0	13	
Oct 08	MARSHALL	29	28	57	9.0-47	5.0-41	0	0-0	1-52	4	2	0	5-5	0	0	0	7	38	
Oct 22	at Army	65	18	83	6.0-33	1.0-11	3	3-0	4-46	0	4	0	5-5	0	0	0	21	35	
Oct 29	at UTSA	34	30	64	8.0-36	5.0-32	0	0-0	0-0	3	3	0	2-2	0	0	0	0	17	
Nov 05	LOUISIANA TECH	37	28	65	2.0-9	1.0-7	0	0-0	1-1	3	3	0	3-3	0	0	0	7	24	
Nov 12	at WKU	37	34	71	6.0-18	0.0-0	0	0-0	0-0	4	5	0	1-1	0	0	0	0	7	
Nov 19	SOUTHERN MISS	36	32	68	11.0-44	4.0-24	2	1-0	3-55	1	1	0	3-3	0	0	1	7	29	
Nov 26	at UTEP	24	42	66	4.0-20	1.0-7	1	1-0	0-0	3	1	0	3-3	0	0	0	7	24	
Dec 27	vs Army	59	34	93	1.0-2	0.0-0	0	1-0	0-0	0	0	0	4-4	0	0	0	7	31	
Opponents		528	382	910	73.0-307	26.0-184	12	8-0	14-221	26	36	1	41-41	0	0	1	70	322	
		498	346	844	92.0-412	42.0-283	13	8-64	13-164	26	51	2	46-49	1	1	1	57	424	

Date	Opponent	Punting									Field Goals			Kickoffs				
		no.	yds	avg	long	blkd	tb	fc	50+	i20	md-att	long	blkd	no.	yds	avg	tb	ob
Sep 03	SMU	5	198	39.6	48	0	0	2	0	3	0-0	0	0	3	188	62.7	0	0
Sep 10	BETHUNE-COOKMAN	4	134	33.5	56	1	1	0	2	1	2-2	20	0	8	514	64.2	4	0
Sep 17	at Florida	9	409	45.4	55	0	0	0	4	4	0-0	0	0	2	129	64.5	1	0
Sep 24	at Rice	7	305	43.6	50	0	0	3	1	2	0-0	0	0	5	325	65.0	5	0
Oct 01	MIDDLE TENNESSEE	8	413	51.6	68	0	0	3	6	4	0-0	0	0	2	119	59.5	2	0
Oct 08	MARSHALL	4	170	42.5	50	0	0	0	1	0	1-2	31	0	7	453	64.7	4	1
Oct 22	at Army	4	149	37.2	45	0	0	0	0	0	0-2	0	0	6	384	64.0	5	0
Oct 29	at UTSA	4	177	44.2	52	0	1	1	1	0	1-1	20	0	3	183	61.0	1	0
Nov 05	LOUISIANA TECH	5	223	44.6	52	0	0	1	2	0	1-1	51	0	5	315	63.0	2	0
Nov 12	at WKU	7	330	47.1	53	0	0	5	1	2	0-1	0	0	2	129	64.5	1	0
Nov 19	SOUTHERN MISS	6	243	40.5	54	0	0	0	1	3	2-2	39	0	6	388	64.7	3	0
Nov 26	at UTEP	7	269	38.4	51	1	1	1	2	1	1-1	45	0	5	325	65.0	4	0
Dec 27	vs Army	3	128	42.7	46	0	0	1	0	1	1-1	37	0	6	342	57.0	2	0
Opponents		73	3148	43.1	68	2	3	17	21	21	9-13	51	0	60	3794	63.2	34	1
		50	2022	40.4	60	1	4	4	10	15	14-20	48	0	80	4767	59.6	28	2



## 2016 Opponent Game-By-Game Stats

Date	Opponent	no.	yds	td	lg	no.	yds	td	lg	cmp-att-int	yds	td	lg	no.	yds	td	lg	no.	yds	td	lg	off
Sep 03	SMU	46	272	1	50	13	300	3	88	13-27-1	300	3	88	3	68	0	34	1	5	0	5	572
Sep 10	BETHUNE-COOKMAN	32	157	1	83	8	74	0	31	8-19-1	74	0	31	4	63	0	21	2	109	1	88	231
Sep 17	at Florida	43	255	4	36	16	216	0	53	16-29-1	216	0	53	1	12	0	12	5	23	0	7	471
Sep 24	at Rice	60	255	3	41	24	236	1	29	24-40-1	236	1	29	0	0	0	0	2	-3	0	1	491
Oct 01	MIDDLE TENNESSEE	32	182	1	46	24	295	2	41	24-45-1	295	2	41	0	0	0	0	3	32	0	15	477
Oct 08	MARSHALL	28	13	1	13	20	258	1	43	20-42-1	258	1	43	2	111	1	99	2	37	0	22	271
Oct 22	at Army	67	302	2	27	7	94	0	31	7-21-4	94	0	31	1	10	0	10	3	6	0	5	396
Oct 29	at UTSA	41	176	2	25	10	142	2	31	10-19-0	142	2	31	2	34	0	26	2	17	0	12	318
Nov 05	LOUISIANA TECH	40	226	2	31	18	253	4	52	18-30-1	253	4	52	3	57	0	25	2	15	0	14	479
Nov 12	at WKU	41	214	1	37	17	329	5	75	17-33-0	329	5	75	1	66	0	66	0	0	0	0	543
Nov 19	SOUTHERN MISS	44	198	3	69	11	182	0	47	11-27-3	182	0	47	3	52	0	27	0	0	0	0	380
Nov 26	at UTEP	40	384	4	83	12	171	2	72	12-18-0	171	2	72	1	17	0	17	4	15	1	7	555
Dec 27	vs Army	74	480	6	70	2	53	0	38	2-4-0	53	0	38	4	54	0	24	2	-3	0	0	533
		588	3114	31	83	182	2603	20	88	182-354-14	2603	20	88	25	544	1	99	28	253	2	88	5717
	North Texas	426	1736	24	80	261	2708	15	75	261-449-13	2708	15	75	48	937	0	66	18	163	1	34	4444

Games: 13 • Avg/rush: 5.3 • Avg/catch: 14.3 • Pass effic: 123.91 • KR avg: 21.8 • PR avg: 9.0 • All purpose avg/game: 513.7 • Total offense avg/gm: 439.8

Date	Opponent	Tackles				Sacks	Fumble		Pass Defense			blkd	PAT Attempts			off		
		ua	a	total	tfl-yds		no-yds	ff	fr-yds	int-yds	qbh		brup	kick	kick	rush	rcv	saf
Sep 03	SMU	37	32	69	6.0-33	5.0-31	1	0-0	3-15	0	1	0	4-4	0	0	0	10	34
Sep 10	BETHUNE-COOKMAN	43	38	81	9.0-20	0.0-0	0	0-0	1-30	0	5	1	2-3	0	0	0	6	20
Sep 17	at Florida	27	22	49	10.0-59	7.0-53	1	0-0	1-25	8	6	0	3-3	0	0	1	0	32
Sep 24	at Rice	39	30	69	12.0-59	5.0-38	2	1-5	0-0	1	4	0	3-3	0	1	0	0	35
Oct 01	MIDDLE TENNESSEE	38	36	74	8.0-40	4.0-26	2	0-0	0-0	0	10	0	3-3	0	0	0	0	30
Oct 08	MARSHALL	53	32	85	12.0-46	6.0-34	2	2-0	0-0	1	4	0	3-3	0	0	0	7	21
Oct 22	at Army	32	16	48	5.0-25	2.0-16	0	0-0	1-12	0	0	0	1-1	1	0	0	7	18
Oct 29	at UTSA	41	42	83	5.0-30	4.0-28	1	2-59	2-12	2	4	0	4-4	0	0	0	10	31
Nov 05	LOUISIANA TECH	48	14	62	7.0-40	5.0-32	0	0-0	1-0	1	2	0	6-6	0	0	0	0	45
Nov 12	at WKU	34	12	46	4.0-6	2.0-3	2	1-0	1-63	5	6	0	6-6	0	0	0	7	45
Nov 19	SOUTHERN MISS	31	20	51	6.0-19	1.0-5	2	2-0	1-4	2	1	0	2-3	0	0	0	3	23
Nov 26	at UTEP	27	42	69	3.0-22	1.0-12	0	0-0	0-0	1	7	1	7-7	0	0	0	0	52
Dec 27	vs Army	48	10	58	5.0-13	1.0-5	0	0-0	2-3	5	1	0	2-3	0	0	0	7	38
		498	346	844	92.0-412	42.0-283	13	8-64	13-164	26	51	2	46-49	1	1	1	57	424
	North Texas	528	382	910	73.0-307	26.0-184	12	8-0	14-221	26	36	1	41-41	0	0	1	70	322

Date	Opponent	Punting										Field Goals			Kickoffs				
		no.	yds	avg	long	blkd	tb	fc	50+	i20	md-att	long	blkd	no.	yds	avg	tb	ob	
Sep 03	SMU	2	77	38.5	49	0	0	1	0	1	2-3	29	0	7	468	66.9	4	0	
Sep 10	BETHUNE-COOKMAN	6	204	34.0	54	1	0	0	1	2	0-0	0	0	4	232	58.0	0	1	
Sep 17	at Florida	4	221	55.2	59	0	1	0	4	1	1-1	22	0	6	387	64.5	5	0	
Sep 24	at Rice	5	226	45.2	57	0	1	0	2	2	2-2	40	0	6	366	61.0	3	0	
Oct 01	MIDDLE TENNESSEE	5	194	38.8	45	0	0	1	0	2	3-3	36	0	7	411	58.7	3	0	
Oct 08	MARSHALL	7	264	37.7	50	0	0	0	1	2	0-2	0	0	4	257	64.2	3	0	
Oct 22	at Army	2	85	42.5	46	0	1	0	0	0	1-1	39	0	4	183	45.8	0	0	
Oct 29	at UTSA	6	238	39.7	51	0	0	1	1	1	1-1	33	0	6	374	62.3	2	0	
Nov 05	LOUISIANA TECH	2	72	36.0	38	0	0	0	0	2	1-2	48	0	8	484	60.5	2	0	
Nov 12	at WKU	2	86	43.0	45	0	1	0	0	0	1-2	24	0	8	462	57.8	0	0	
Nov 19	SOUTHERN MISS	5	230	46.0	60	0	0	0	1	2	1-2	25	0	5	215	43.0	0	1	
Nov 26	at UTEP	2	55	27.5	37	0	0	0	0	0	1-1	48	0	9	584	64.9	6	0	
Dec 27	vs Army	2	70	35.0	37	0	0	1	0	0	0-0	0	0	6	344	57.3	0	0	
		50	2022	40.4	60	1	4	4	10	15	14-20	48	0	80	4767	59.6	28	2	
	North Texas	73	3148	43.1	68	2	3	17	21	21	9-13	51	0	60	3794	63.2	34	1	



## 2016 Individual Game-By-Game Stats (Passing)

<b>#0F FINE, Mason</b>	<b>Comp</b>	<b>Att</b>	<b>Int</b>	<b>Pct</b>	<b>Yards</b>	<b>TD</b>	<b>Long</b>	<b>Sacked</b>	<b>Effic</b>
SMU	8	11	0	72.7	74	0	16	2-9	129.24
Bethune-Cookman	11	22	0	50.0	108	0	32	0-0	91.24
Florida	6	22	1	27.3	66	0	25	6-43	43.38
Rice	17	29	0	58.6	224	1	75	5-38	134.88
Middle Tennessee	33	54	0	61.1	303	1	43	4-26	114.36
Marshall	18	28	0	64.3	206	1	34	6-34	137.87
Army	9	17	1	52.9	118	1	34	2-16	118.89
UTSA	27	38	2	71.1	257	1	38	4-28	126.02
Louisiana Tech	23	34	1	67.6	207	1	32	5-32	122.61
WKU	3	6	0	50.0	9	0	4	2-13	62.60
<b>TOTALS</b>	<b>155</b>	<b>261</b>	<b>5</b>	<b>59.4</b>	<b>1572</b>	<b>6</b>	<b>75</b>	<b>36-239</b>	<b>113.73</b>

<b>#5 MORRIS, Alec</b>	<b>Comp</b>	<b>Att</b>	<b>Int</b>	<b>Pct</b>	<b>Yards</b>	<b>TD</b>	<b>Long</b>	<b>Sacked</b>	<b>Effic</b>
SMU	24	39	3	61.5	237	2	25	3-22	114.12
Bethune-Cookman	4	11	1	36.4	13	0	8	0-0	28.11
WKU	14	26	1	53.8	108	0	22	0-0	81.05
Southern Miss	14	29	1	48.3	267	2	55	1-5	141.48
UTEP	23	42	0	54.8	197	2	22	1-12	109.88
Army	26	38	1	68.4	304	3	30	1-5	156.41
<b>TOTALS</b>	<b>105</b>	<b>185</b>	<b>7</b>	<b>56.8</b>	<b>1126</b>	<b>9</b>	<b>55</b>	<b>6-44</b>	<b>116.37</b>

<b>#84 KEENA, Eric</b>	<b>Comp</b>	<b>Att</b>	<b>Int</b>	<b>Pct</b>	<b>Yards</b>	<b>TD</b>	<b>Long</b>	<b>Sacked</b>	<b>Effic</b>
Army	1	1	0	100.0	10	0	10	0-0	184.00
<b>TOTALS</b>	<b>1</b>	<b>1</b>	<b>0</b>	<b>100.0</b>	<b>10</b>	<b>0</b>	<b>10</b>	<b>0-0</b>	<b>184.00</b>

<b>#83 WILSON, Tyler</b>	<b>Comp</b>	<b>Att</b>	<b>Int</b>	<b>Pct</b>	<b>Yards</b>	<b>TD</b>	<b>Long</b>	<b>Sacked</b>	<b>Effic</b>
Army	0	1	1	0.0	0	0	0	0-0	-200.00
<b>TOTALS</b>	<b>0</b>	<b>1</b>	<b>1</b>	<b>0.0</b>	<b>0</b>	<b>0</b>	<b>0</b>	<b>1-10</b>	<b>-200.00</b>

<b>#11 SHANBOUR, Quinn</b>	<b>Comp</b>	<b>Att</b>	<b>Int</b>	<b>Pct</b>	<b>Yards</b>	<b>TD</b>	<b>Long</b>	<b>Sacked</b>	<b>Effic</b>
WKU	0	1	0	0.0	0	0	0	0-0	0.00
<b>TOTALS</b>	<b>0</b>	<b>1</b>	<b>0</b>	<b>0.0</b>	<b>0</b>	<b>0</b>	<b>0</b>	<b>0-0</b>	<b>0.00</b>



# IN REVIEW

↳ 2016 Season Statistics

## 2016 Individual Game-By-Game Stats (Rushing/Receiving)

RUSHING	No-Yds/TD	SMU	BCU	UF	RICE	MT	MARSHA	ARMY	UTSA	LATECH	WKU	USM	UTEP	ARMY
WILSON, Jeffery	169-936/14	15-86/1	14-83/2	10-26/0	18-157/3	10-24/1	26-188/2	15-160/3	19-43/0	15-66/1	DNP	DNP	7-22/0	20-81/1
IVERY, Willy	90-489/6	DNP	13-103/1	6-11/0	9-30/2	1-1/0	11-42/0	5-31/0	3-18/0	5-16/1	6-28/0	18-111/1	13-98/1	DNP
TUCKER, Andrew	20-153/2	-	5-38/1	2-5/0	1-0/0	1-4/0	-	3-12/0	DNP	-	3-82/1	3-7/0	DNP	2-13/0
FINE, Mason	94-118/2	5-6/0	8-46/0	9-45/0	14-28/0	10-16/0	14-9/1	8-3/0	12-91/1	9-1/0	5-5/0	DNP	DNP	DNP
WYCHE, Anthony	21-67/0	5-10/0	9-47/0	-	DNP	DNP	DNP	1-3/0	DNP	DNP	4-7/0	1-5/0	DNP	1-1/0
KEENA, Eric	2-27/0	-	1-9/0	-	-	-	1-18/0	-	-	-	-	-	-	-
RICE, Sam	1-3/0	-	-	-	-	-	-	-	-	-	-	1-3/0	-	-
SHANBOUR, Quinn	1-0/0	DNP	DNP	DNP	DNP	DNP	DNP	DNP	DNP	DNP	1-0/0	DNP	DNP	DNP
WILSON, Tyler	2-5/0	DNP	-	1-10/0	-	-	-	-	-	-	-	-	1-5/0	-
MORRIS, Alec	17-12/0	4-19/0	1-3/0	DNP	-	DNP	DNP	DNP	DNP	DNP	1-3/0	3-2/0	5-11/0	3-14/0
TEAM	9-40/0	DNP	-	DNP	DNP	DNP	2-5/0	1-1/0	DNP	1-1/0	DNP	3-13/0	1-7/0	1-13/0

RECEIVING	No-Yds/TD	SMU	BCU	UF	RICE	MT	MARSHA	ARMY	UTSA	LATECH	WKU	USM	UTEP	ARMY
THOMPSON, T.	43-545/2	5-56/1	1-32/0	3-50/0	3-36/0	4-85/0	5-68/0	-	6-65/0	4-34/0	1-5/0	1-19/0	7-74/1	3-21/0
SMILEY, Turner	33-389/2	DNP	2-4/0	-	DNP	-	2-29/0	3-27/0	3-45/0	2-10/0	1-8/0	7-162/2	5-25/0	8-79/0
GOREE, Terian	36-328/2	8-64/0	4-26/0	-	1-4/0	9-100/0	-	2-41/1	4-29/0	4-46/1	4-18/0	DNP	DNP	DNP
BUYERS, Kenny	32-324/1	-	2-8/0	1-4/0	4-102/0	6-27/0	2-43/0	-	5-30/1	5-23/0	3-9/0	2-62/0	1-6/0	1-10/0
WILSON, Jeffery	29-247/1	6-55/0	-	-	2-6/0	3-9/0	3-15/0	-	4-44/0	4-61/0	DNP	DNP	1-11/0	6-46/1
ROBINSON, W.	18-222/0	8-73/0	1-13/0	-	1-35/0	2-14/0	-	2-39/0	2-17/0	-	2-31/0	DNP	DNP	DNP
IVERY, Willy	25-173/2	DNP	-	2-12/0	4-15/1	-	3-29/0	1-0/0	2-18/0	3-32/0	3-11/0	1-2/0	6-58/1	DNP
WILSON, Tyler	13-146/2	DNP	1-1/0	-	-	1-9/0	2-17/1	1-11/0	1-9/0	-	-	-	2-18/0	5-81/1
BUSSEY, Rico	8-97/1	2-18/0	1-8/0	-	-	3-14/0	DNP	DNP	DNP	DNP	DNP	DNP	DNP	2-57/1
SMITH, Kelvin	7-79/2	2-36/1	-	-	-	2-21/1	1-5/0	DNP	-	-	2-17/0	DNP	DNP	-
RUTHERFORD, O.	7-71/0	-	2-13/0	-	1-32/0	DNP	-	DNP	-	1-1/0	DNP	DNP	1-5/0	2-20/0
WYCHE, Anthony	3-31/0	1-9/0	-	-	DNP	DNP	DNP	-	DNP	DNP	1-18/0	1-4/0	DNP	-
KHAN, Daniel	3-24/0	DNP	DNP	DNP	-	3-24/0	DNP	DNP	DNP	DNP	DNP	DNP	DNP	DNP
MCINTYRE, E.	2-22/0	DNP	DNP	DNP	DNP	DNP	DNP	DNP	DNP	DNP	DNP	2-22/0	-	-
LAWRENCE, M.	1-16/0	-	1-16/0	DNP	DNP	DNP	DNP	DNP	-	-	-	-	-	DNP
TUCKER, Andrew	1-6/0	-	-	-	1-6/0	-	-	-	DNP	-	-	-	DNP	-





## 2016 Individual Game-By-Game Stats (Tackles/Sacks)

Total Tackles	UA-A	Total	SMU	BCU	UF	RICE	MT	MARSHA	ARMY	UTSA	LATECH	WKU	USM	UTEP	ARMY
MCCLAIN, K.	67-24	91	6-2	1-1	7-0	7-3	9-2	1-2	11-1	8-2	2-1	1-4	5-3	4-3	5-0
FINNEY, Cortney	41-37	78	1-2	7-1	2-3	8-4	2-4	2-5	2-3	4-2	3-4	1-0	3-3	1-3	5-3
GRAY, James	36-28	64	1-3	0-1	4-2	4-1	1-3	2-5	3-1	3-1	4-2	6-1	-	2-7	6-1
BROOKS, Nate	36-21	57	1-0	2-0	7-1	2-3	0-3	2-2	5-0	2-2	7-0	2-1	3-3	1-3	2-3
SCOTT, Fred	34-21	55	5-0	3-3	3-2	3-3	-	DNP	DNP	2-0	1-1	4-4	4-3	3-0	6-5
GARNER, Brandon	32-18	50	2-2	2-3	2-0	2-1	3-3	5-2	9-2	2-1	0-1	DNP	-	1-3	4-0
COMBS, Jareid	22-21	43	2-0	1-1	2-1	2-1	1-1	1-2	3-0	0-1	2-1	1-1	0-3	1-3	6-4
EJIYA, E.J.	26-17	43	2-1	0-3	4-1	2-1	0-2	3-0	5-1	2-1	1-0	4-5	0-1	1-0	2-1
WHEELER, Joshua	26-16	42	4-3	2-1	2-0	3-0	1-3	1-0	2-0	2-2	1-1	1-0	1-4	DNP	6-2
PRESTON, Ashton	24-16	40	2-2	1-0	2-0	7-3	2-2	2-2	1-0	1-0	0-2	3-2	3-2	-	0-1
MINOR, Calvin	9-31	40	DNP	0-5	-	2-3	1-0	1-2	0-1	1-3	DNP	3-4	1-5	0-8	-
YOUNG, Roderick	15-23	38	1-2	1-0	2-1	1-1	1-1	0-2	3-2	0-4	1-5	0-1	1-1	0-2	4-1
BAULKMAN, Dee	20-15	35	-	DNP	3-1	4-1	0-2	-	5-2	2-2	0-2	1-0	-	2-2	3-3
TAUAALO, T.J.	18-7	25	0-1	1-0	1-0	4-0	-	2-0	6-0	0-3	1-0	-	2-0	0-1	1-2
DAVIS, Chad	19-6	25	2-1	-	-	3-1	3-2	-	-	DNP	2-0	2-2	6-0	1-0	-
DILONGA, Malik	8-13	21	1-0	1-0	-	0-1	0-2	0-2	-	1-1	1-0	1-2	2-1	1-2	0-2
ROBINSON, T.	12-6	18	-	0-1	0-1	DNP	DNP	-	2-0	0-1	6-1	-	1-0	0-2	3-0
JENKINS, Eric	13-5	18	DNP	1-2	1-0	-	3-0	4-0	2-0	0-1	-	DNP	-	1-1	1-1
ROBERTS, J.	3-14	17	-	DNP	-	-	0-5	0-2	1-1	1-1	0-4	DNP	1-1	DNP	DNP
FLUSCHE, Andy	7-10	17	0-1	0-1	2-0	2-1	0-2	1-0	1-0	-	1-0	0-1	0-1	0-1	0-2
MUHAMMAD, K.	7-8	15	-	DNP	1-1	1-0	0-1	1-0	1-1	-	3-1	0-1	0-1	-	0-2
HOOD, Demonte	6-6	12	2-0	0-2	-	0-1	-	-	0-1	-	-	1-2	-	1-0	2-0
JOHNSON, Ti.	6-5	11	1-0	-	2-1	0-1	1-0	-	-	-	0-1	1-2	DNP	1-0	-
HAMILTON, L.	6-3	9	2-1	-	1-0	1-0	1-1	-	-	-	-	0-1	1-0	-	-
SCHILLECI, John	5-2	7	0-1	1-0	2-0	1-0	-	-	0-1	DNP	DNP	-	-	1-0	-
MOORE, Sid	3-1	4	1-0	-	1-1	1-0	DNP	DNP	DNP	DNP	DNP	DNP	DNP	DNP	DNP
BUYERS, Kenny	3-1	4	-	0-1	-	-	-	-	-	-	1-0	-	-	1-0	1-0
TURNER, Darius	4-0	4	DNP	-	DNP	DNP	1-0	DNP	DNP	-	-	3-0	-	-	DNP
WILSON, Jeffery	3-0	3	-	-	1-0	1-0	-	-	-	1-0	-	DNP	DNP	-	-
MOORE, Jameel	2-1	3	-	-	-	-	-	-	DNP	-	DNP	-	2-0	-	0-1
LEMASTERS, W.	2-1	3	DNP	-	-	DNP	DNP	DNP	1-0	DNP	DNP	DNP	DNP	1-1	DNP
TUCKER, Andrew	2-1	3	-	-	1-0	-	-	1-0	-	DNP	0-1	-	-	DNP	-
ENTERLINE, Trey	1-1	2	-	-	1-0	-	0-1	-	-	-	-	-	-	-	-
HILL, Kway	0-2	2	DNP	DNP	DNP	-	-	-	0-1	0-1	-	-	-	DNP	-
KEENA, Eric	2-0	2	1-0	-	-	-	-	-	-	1-0	-	-	-	-	-
MURRAY, Jordan	1-0	1	-	-	-	DNP	-	-	-	1-0	-	-	-	-	-
THOMPSON, T.	1-0	1	-	-	-	-	-	-	-	-	-	-	-	-	1-0
GOREE, Terian	1-0	1	-	-	-	-	-	-	-	-	-	1-0	DNP	DNP	DNP
SMITH, Kelvin	1-0	1	-	-	-	-	-	-	DNP	-	-	1-0	DNP	DNP	-
SMILEY, Turner	1-0	1	DNP	-	-	DNP	-	-	1-0	-	-	-	-	-	-
IVERY, Willy	0-1	1	DNP	-	-	-	-	-	-	0-1	-	-	-	-	DNP
PETERS, Mylam	1-0	1	DNP	DNP	DNP	DNP	DNP	DNP	1-0	-	DNP	DNP	-	DNP	DNP
JACKSON, Q.	1-0	1	1-0	DNP	DNP	DNP	DNP	DNP	DNP	DNP	DNP	DNP	DNP	DNP	DNP
BUSSEY, Rico	1-0	1	-	-	-	-	-	DNP	DNP	DNP	DNP	DNP	DNP	DNP	1-0

SACKS	UA-A	Total	SMU	BCU	UF	RICE	MT	MARSHA	ARMY	UTSA	LATECH	WKU	USM	UTEP	ARMY
WHEELER, Joshua	5-1	5.5	1.0-5	1.0-7	-	-	0.5-2	1.0-13	-	1.0-5	-	-	1.0-4	DNP	-
GARNER, Brandon	3-1	3.5	-	0.5-5	-	-	-	2.0-17	-	1.0-7	-	DNP	-	-	-
COMBS, Jareid	2-2	3.0	1.0-4	0.5-5	-	-	-	0.5-1	-	-	-	-	-	1.0-7	-
BAULKMAN, Dee	2-1	2.5	-	DNP	-	-	0.5-3	-	1.0-11	1.0-8	-	-	-	-	-
DILONGA, Malik	2-0	2.0	-	-	-	-	-	-	-	-	1.0-7	-	1.0-7	-	-
MCCLAIN, K.	1-1	1.5	-	-	-	-	-	1.0-9	-	0.5-1	-	-	-	-	-
SCOTT, Fred	1-0	1.0	-	-	-	-	-	DNP	DNP	1.0-10	-	-	-	-	-
PRESTON, Ashton	1-0	1.0	-	-	-	1.0-7	-	-	-	-	-	-	-	-	-
HAMILTON, L.	1-0	1.0	-	-	-	-	-	-	-	-	-	-	1.0-9	-	-
FINNEY, Cortney	1-0	1.0	-	1.0-7	-	-	-	-	-	-	-	-	-	-	-
TAUAALO, T.J.	1-0	1.0	-	-	-	1.0-2	-	-	-	-	-	-	-	-	-
BROOKS, Nate	1-0	1.0	-	-	-	1.0-15	-	-	-	-	-	-	-	-	-
ROBERTS, J.	0-1	0.5	-	DNP	-	-	-	0.5-1	-	-	-	DNP	-	DNP	DNP
MINOR, Calvin	0-1	0.5	DNP	-	-	-	-	-	-	-	DNP	-	0.5-2	-	-
YOUNG, Roderick	0-1	0.5	-	-	-	-	-	-	-	0.5-1	-	-	-	-	-
MUHAMMAD, K.	0-1	0.5	-	DNP	-	-	-	-	-	-	-	-	0.5-2	-	-



# IN REVIEW

↳ 2016 Season Statistics

## 2016 By Quarter Stats

### 3rd-Down Conversions

Date	Opponent	Score	Overall	1st Qtr	2nd Qtr	3rd Qtr	4th Qtr	Overtime
Sep 03, 2016	SMU	L 21-34	6-15 40.0	1-3 33.3	3-4 75.0	1-4 25.0	1-4 25.0	
Sep 10, 2016	BETHUNE-COOKMAN	W 41-20	7-16 43.8	2-4 50.0	2-5 40.0	1-4 25.0	2-3 66.7	
Sep 17, 2016	at Florida	L 0-32	2-13 15.4	1-3 33.3	0-3 0.0	0-3 0.0	1-4 25.0	
Sep 24, 2016	at Rice	W 42-35	5-14 35.7	0-2 0.0	3-5 60.0	0-3 0.0	1-3 33.3	1-1 100.0
Oct 01, 2016	MIDDLE TENNESSEE	L 13-30	6-18 33.3	2-3 66.7	1-5 20.0	0-3 0.0	3-7 42.9	
Oct 08, 2016	MARSHALL	W 38-21	8-17 47.1	3-6 50.0	1-3 33.3	1-3 33.3	3-5 60.0	
Oct 22, 2016	at Army	W 35-18	4-10 40.0	1-1 100.0	0-3 0.0	1-1 100.0	2-5 40.0	
Oct 29, 2016	at UTSA	L 17-31	6-14 42.9	0-2 0.0	2-5 40.0	3-3 100.0	1-4 25.0	
Nov 05, 2016	LOUISIANA TECH	L 24-45	5-12 41.7	3-4 75.0	1-2 50.0	0-2 0.0	1-4 25.0	
Nov 12, 2016	at WKU	L 7-45	3-14 21.4	0-3 0.0	2-5 40.0	1-4 25.0	0-2 0.0	
Nov 19, 2016	SOUTHERN MISS	W 29-23	2-11 18.2	1-3 33.3	1-4 25.0	0-1 0.0	0-3 0.0	
Nov 26, 2016	at UTEP	L 24-52	4-15 26.7	0-2 0.0	3-7 42.9	1-4 25.0	0-2 0.0	
Dec 27, 2016	vs Army	L 31-38	5-12 41.7	1-2 50.0	2-3 66.7	1-4 25.0	1-2 50.0	0-1 0.0
North Texas			63-181 34.8	15-38 39.5	21-54 38.9	10-39 25.6	16-48 33.3	1-2 50.0
Opponents			92-193 47.7	33-52 63.5	21-50 42.0	23-43 53.5	14-44 31.8	1-4 25.0

### 4th-Down Conversions

Date	Opponent	Score	Overall	1st Qtr	2nd Qtr	3rd Qtr	4th Qtr	Overtime
Sep 03, 2016	SMU	L 21-34	1-3 33.3	0-0 0.0	0-1 0.0	0-1 0.0	1-1 100.0	
Sep 10, 2016	BETHUNE-COOKMAN	W 41-20	2-3 66.7	0-0 0.0	1-2 50.0	1-1 100.0	0-0 0.0	
Sep 17, 2016	at Florida	L 0-32	0-2 0.0	0-0 0.0	0-0 0.0	0-1 0.0	0-1 0.0	
Sep 24, 2016	at Rice	W 42-35	0-1 0.0	0-0 0.0	0-1 0.0	0-0 0.0	0-0 0.0	0-0 0.0
Oct 01, 2016	MIDDLE TENNESSEE	L 13-30	1-2 50.0	0-0 0.0	0-0 0.0	0-0 0.0	1-2 50.0	
Oct 08, 2016	MARSHALL	W 38-21	1-1 100.0	0-0 0.0	0-0 0.0	1-1 100.0	0-0 0.0	
Oct 22, 2016	at Army	W 35-18	0-0 0.0	0-0 0.0	0-0 0.0	0-0 0.0	0-0 0.0	
Oct 29, 2016	at UTSA	L 17-31	0-1 0.0	0-0 0.0	0-0 0.0	0-0 0.0	0-1 0.0	
Nov 05, 2016	LOUISIANA TECH	L 24-45	0-1 0.0	0-0 0.0	0-0 0.0	0-0 0.0	0-1 0.0	
Nov 12, 2016	at WKU	L 7-45	0-2 0.0	0-1 0.0	0-0 0.0	0-0 0.0	0-1 0.0	
Nov 19, 2016	SOUTHERN MISS	W 29-23	0-0 0.0	0-0 0.0	0-0 0.0	0-0 0.0	0-0 0.0	
Nov 26, 2016	at UTEP	L 24-52	2-3 66.7	0-0 0.0	1-1 100.0	0-1 0.0	1-1 100.0	
Dec 27, 2016	vs Army	L 31-38	1-3 33.3	0-0 0.0	0-0 0.0	1-2 50.0	0-0 0.0	0-1 0.0
North Texas			8-22 36.4	0-1 0.0	2-5 40.0	3-7 42.9	3-8 37.5	0-1 0.0
Opponents			11-27 40.7	1-3 33.3	1-5 20.0	2-5 40.0	5-11 45.5	2-3 66.7

### Time of Possession

Date	Opponent	Score	Overall	1st Qtr	2nd Qtr	3rd Qtr	4th Qtr	Overtime
Sep 03, 2016	SMU	L 21-34	28:55	6:58	7:26	6:37	7:54	
Sep 10, 2016	BETHUNE-COOKMAN	W 41-20	33:34	7:38	7:17	8:33	10:06	
Sep 17, 2016	at Florida	L 0-32	23:47	5:22	5:45	7:20	5:20	
Sep 24, 2016	at Rice	W 42-35	23:25	2:46	8:03	5:38	6:58	0:00
Oct 01, 2016	MIDDLE TENNESSEE	L 13-30	28:00	9:38	5:57	3:47	8:38	
Oct 08, 2016	MARSHALL	W 38-21	36:07	9:25	7:48	9:05	9:49	
Oct 22, 2016	at Army	W 35-18	22:34	2:41	4:54	6:12	8:47	
Oct 29, 2016	at UTSA	L 17-31	30:41	4:07	8:28	8:44	9:22	
Nov 05, 2016	LOUISIANA TECH	L 24-45	28:23	8:38	7:37	5:08	7:00	
Nov 12, 2016	at WKU	L 7-45	23:53	5:12	7:02	5:41	5:58	
Nov 19, 2016	SOUTHERN MISS	W 29-23	26:35	7:01	7:08	4:18	8:08	
Nov 26, 2016	at UTEP	L 24-52	27:57	6:22	10:43	7:28	3:24	
Dec 27, 2016	vs Army	L 31-38	23:42	4:20	8:09	8:42	2:31	0:00
North Texas			Total	80:08	96:17	87:13	93:55	0:00
			Avg.	6:09	7:24	6:42	7:13	0:00
Opponents			Total	114:52	98:43	107:47	101:05	0:00
			Avg.	8:50	7:35	8:17	7:46	0:00



## 2016 Long Plays

Yds	Type	Player(s)	Opponent	Long Plays By Yards	No.	TD
80*	Rush	FINE, Mason	UTSA	100+	0	0
75*	Rush	WILSON, Jeffery	Rice	90-99	0	0
75	Pass	BUYERS, Kenny from FINE, Mason	Rice	80-89	1	1
72*	Rush	WILSON, Jeffery	Marshall	70-79	4	3
71*	Rush	TUCKER, Andrew	WKU	60-69	1	0
66	KR	WILSON, Tyler	Bethune-Cookman	50-59	3	2
56	Rush	WILSON, Jeffery	Army	40-49	5	1
55*	Pass	SMILEY, Turner from MORRIS, Alec	Southern Miss	30-39	19	3
52*	INT	JENKINS, Eric	Marshall	20-29	44	6
49	Pass	BUYERS, Kenny from MORRIS, Alec	Southern Miss			
43	Pass	THOMPSON, T. from FINE, Mason	Middle Tennessee			
41*	Rush	WILSON, Jeffery	Army			
41	KR	WILSON, Tyler	Rice			
40	INT	BROOKS, Nate	Southern Miss			
38	Pass	WILSON, Jeffery from FINE, Mason	UTSA			
37	INT	DAVIS, Chad	SMU			
36	KR	WILSON, Tyler	Rice			
35	Pass	ROBINSON, W. from FINE, Mason	Rice			
35	Pass	SMILEY, Turner from MORRIS, Alec	Southern Miss			
35	Rush	IVERY, Willy	Southern Miss			
34	Pass	BUYERS, Kenny from FINE, Mason	Marshall			
34	PR	SMILEY, Turner	UTSA			
34	Rush	IVERY, Willy	Bethune-Cookman			
34*	INT	JENKINS, Eric	Army			
34*	Pass	GOREE, Terian from FINE, Mason	Army			
32	Pass	RUTHERFORD, O. from FINE, Mason	Rice			
32	KR	WILSON, Tyler	UTEP			
32	Pass	THOMPSON, T. from FINE, Mason	Bethune-Cookman			
32*	Pass	GOREE, Terian from FINE, Mason	Louisiana Tech			
32	Pass	SMILEY, Turner from MORRIS, Alec	Southern Miss			
31	Rush	WILSON, Jeffery	SMU			
30	KR	WILSON, Tyler	Army			
30	Pass	BUSSEY, Rico from MORRIS, Alec	Army			
28	KR	BUYERS, Kenny	SMU			
28	Pass	WILSON, Jeffery from FINE, Mason	Louisiana Tech			
27*	Pass	BUSSEY, Rico from MORRIS, Alec	Army			
26	Pass	ROBINSON, W. from FINE, Mason	Army			
26	KR	WILSON, Tyler	Louisiana Tech			
26	Pass	THOMPSON, T. from FINE, Mason	Rice			
25*	Pass	SMITH, Kelvin from MORRIS, Alec	SMU			
25	Rush	WILSON, Jeffery	Army			
25	Pass	THOMPSON, T. from FINE, Mason	Florida			
25	Pass	THOMPSON, T. from FINE, Mason	Florida			
25	KR	WILSON, Tyler	WKU			
25	Rush	FINE, Mason	Bethune-Cookman			
25	Rush	IVERY, Willy	UTEP			
25	Pass	SMILEY, Turner from FINE, Mason	UTSA			
25*	Rush	IVERY, Willy	Bethune-Cookman			
25	KR	WILSON, Tyler	Army			
24	Pass	SMILEY, Turner from FINE, Mason	Marshall			
24	KR	IVERY, Willy	Southern Miss			
23	Pass	WILSON, Tyler from MORRIS, Alec	Army			
23	Rush	WILSON, Jeffery	Rice			
23	KR	WILSON, Tyler	UTSA			
23	KR	WILSON, Tyler	Louisiana Tech			
23	KR	WILSON, Tyler	Rice			
23	KR	SMILEY, Turner	WKU			
23	KR	WILSON, Tyler	Army			
22*	Rush	WILSON, Jeffery	Army			
22	Pass	IVERY, Willy from MORRIS, Alec	UTEP			
22	Pass	ROBINSON, W. from MORRIS, Alec	WKU			
22	KR	SMILEY, Turner	WKU			
22	Rush	IVERY, Willy	Marshall			
22*	Pass	WILSON, Jeffery from MORRIS, Alec	Army			
22	Pass	SMILEY, Turner from MORRIS, Alec	Army			
22	KR	WILSON, Tyler	Army			
22	Pass	ROBINSON, W. from MORRIS, Alec	SMU			
22	Pass	GOREE, Terian from FINE, Mason	Middle Tennessee			
21	KR	WILSON, Tyler	Louisiana Tech			
21	Pass	THOMPSON, T. from MORRIS, Alec	UTEP			
21	PR	SMILEY, Turner	Marshall			
21	KR	WYCHE, Anthony	SMU			
20	KR	WILSON, Tyler	WKU			
20	Pass	SMILEY, Turner from FINE, Mason	Army			
20	Pass	THOMPSON, T. from FINE, Mason	Middle Tennessee			
20	Rush	FINE, Mason	UTSA			

Long Plays By Yards						
Long Plays By Yards	No.	TD				
100+	0	0				
90-99	0	0				
80-89	1	1				
70-79	4	3				
60-69	1	0				
50-59	3	2				
40-49	5	1				
30-39	19	3				
20-29	44	6				

Long Plays By Type						
Long Plays By Type	No.	TD				
Rushing	18	8				
Passing	33	6				
Punt returns	2	0				
Kick returns	20	0				
Interceptions	4	2				
Fumble returns	0	0				
Other	0	0				
<b>TOTAL</b>	<b>77</b>	<b>16</b>				

20-YARD PLUS BY PLAYER										
Player	No.	TD	R	P	KR	PR	IR	FR		
WILSON, Tyler	16	0	0	1	15	0	0	0	0	0
WILSON, Jeffery	12	6	9	3	0	0	0	0	0	0
SMILEY, Turner	11	1	0	7	2	2	0	0	0	0
IVERY, Willy	7	1	5	1	1	0	0	0	0	0
THOMPSON, T.	7	0	0	7	0	0	0	0	0	0
BUYERS, Kenny	4	0	0	3	1	0	0	0	0	0
ROBINSON, W.	4	0	0	4	0	0	0	0	0	0
GOREE, Terian	3	2	0	3	0	0	0	0	0	0
FINE, Mason	3	1	3	0	0	0	0	0	0	0
JENKINS, Eric	2	2	0	0	0	0	2	0	0	0
BUSSEY, Rico	2	1	0	2	0	0	0	0	0	0
SMITH, Kelvin	1	1	0	1	0	0	0	0	0	0
TUCKER, Andrew	1	1	1	0	0	0	0	0	0	0
WYCHE, Anthony	1	0	0	0	1	0	0	0	0	0
RUTHERFORD, O.	1	0	0	1	0	0	0	0	0	0
DAVIS, Chad	1	0	0	0	0	0	1	0	0	0
BROOKS, Nate	1	0	0	0	0	0	1	0	0	0
<b>TOTAL</b>	<b>77</b>	<b>16</b>	<b>18</b>	<b>33</b>	<b>20</b>	<b>2</b>	<b>4</b>	<b>0</b>	<b>0</b>	<b>0</b>

LONGEST PLAYS OF THE YEAR	
<b>Rushing</b>	<b>80 FINE, Mason vs UTSA (10/29/2016)</b>
<b>Rushing Touchdown</b>	<b>80 FINE, Mason vs UTSA (10/29/2016)</b>
<b>Passing</b>	<b>75 BUYERS, Kenny from FINE, Mason vs Rice (9/24/2016)</b>
<b>Passing Touchdown</b>	<b>55 SMILEY, Turner from MORRIS, Alec vs Southern Miss (11/19/2016)</b>
<b>Punt Return</b>	<b>34 SMILEY, Turner vs UTSA (10/29/2016)</b>
<b>Kick Return</b>	<b>66 WILSON, Tyler vs Bethune-Cookman (9/10/2016)</b>
<b>Interception Return</b>	<b>52 JENKINS, Eric vs Marshall (10/8/2016)</b>
<b>Fumble Return</b>	<b>None</b>
<b>Punt</b>	<b>68 KEENA, Eric vs Middle Tennessee (10/1/2016)</b>
<b>Field Goal</b>	<b>51 MOORE, Trevor vs Louisiana Tech (11/5/2016)</b>

\* touchdown scored on play



# IN REVIEW

## ↳ Game Leaders

### ↳ North Texas Individual Leaders By Game

Game	Rushing (att-yds-td)	Passing (comp-att-yds-td)	Receiving (rec-yds-td)	Tackles
vs. SMU	J. Wilson (15-86-1)	Morris (24-39-237-2)	Robinson (8-73-0)	McClain (8)
vs. Bethune-Cookman	Ivery (13-103-1)	Fine (11-22-108-0)	Goree (4-26-0)	Finney (8)
at No. 23 Florida	J. Wilson (10-26-0)	Fine (6-22-66-0)	Thompson (3-50-0)	Brooks (8)
at Rice	J. Wilson (18-157-3)	Fine (17-29-224-1)	Buyers (4-102-0)	Finney (12)
vs. Middle Tennessee	J. Wilson (10-24-1)	Fine (33-54-303-1)	Goree (9-100-0)	McClain (11)
vs. Marshall	J. Wilson (26-188-2)	Fine (18-28-206-1)	Thompson (5-68-0)	Garner, Finney, Gray (7)
at Army	J. Wilson (15-160-3)	Fine (9-17-118-1)	Goree (2-41-1)	McClain (12)
at UTSA	Fine (12-91-1)	Fine (27-38-257-1)	Thompson (6-65-0)	McClain (10)
vs. Louisiana Tech	J. Wilson (15-66-1)	Fine (23-34-207-1)	J. Wilson (4-61-0)	Brooks, Robinson, Finney (8)
at Western Kentucky	Tucker (3-82-1)	Morris (14-26-108-0)	Robinson (2-31-0)	Ejiya (9)
vs. Southern Miss	Ivery (18-111-1)	Morris (14-29-267-2)	Smiley (7-162-2)	McClain (8)
at UTEP	Ivery (13-98-1)	Morris (23-42-197-2)	Thompson (7-74-1)	Gray (9)
vs. Army*	J. Wilson (20-81-1)	Morris (26-38-304-3)	Smiley (8-79-0)	Scott (11)

\* denotes Zaxby's Heart of Dallas Bowl

### ↳ Opponent Individual Leaders By Game

Game	Rushing (att-yds-td)	Passing (comp-att-yds-td)	Receiving (rec-yds-td)	Tackles
vs. SMU	Jones (11-115-1)	Davis (8-17-155-2)	Sutton (4-162-3)	Lawler (8)
vs. Bethune-Cookman	Williams (2-85-1)	Brihm (8-19-74-0)	Davis (4-49-0)	Richardson (9)
at No. 23 Florida	Thompson (11-85-1)	Del Rio (14-25-186-0)	Hammond (2-72-0)	Davis, Maye (6)
at Rice	Stehling (13-92-0)	Stehling (22-38-232-1)	Z. Wright (10-120-0)	Ellerbee (11)
vs. Middle Tennessee	Mathers (24-135-1)	Stockstill (24-45-295-2)	James (8-134-0)	Cutrer, Harris (9)
vs. Marshall	Davis (14-33-0)	Litton (20-42-258-1)	Clark (8-122-0)	Thompson (10)
at Army	Bradshaw (24-90-1)	Bradshaw (7-21-94-0)	E. Poe (2-20-1)	Timpf (12)
at UTSA	Rhodes (9-74-2)	Sturm (10-19-142-2)	Stewart (4-84-1)	Bass, Gaines, Davenport (8)
vs. Louisiana Tech	Craft (24-120-1)	Higgins (18-30-253-4)	Henderson (8-133-4)	Woods (7)
at Western Kentucky	Wales (18-121-1)	White (14-25-316-4)	Taylor (6-166-3)	McCollum (9)
vs. Southern Miss	Smith (19-113-2)	Howard (10-26-135-0)	Smith (3-67-0)	Antoine (9)
at UTEP	Aa. Jones (24-301-4)	Metz (12-17-171-2)	Plinke (3-84-1)	Al. Jones (12)
vs. Army*	Bradshaw (18-129-1)	Bradshaw (2-3-53-0)	Campbell (1-38-0)	Timpf (15)

\* denotes Zaxby's Heart of Dallas Bowl



# Game 1

September 3, 2016

Denton, Texas

SMU 34, North Texas 21

# Game 2

September 10, 2016

Denton, Texas

North Texas 41, Bethune-Cookman 20

### ↳ Team Statistics

	SMU	NT
First Downs	23	26
Rushes-Yards	46-272	29-83
Passing-Yards	300	311
Comp-Att-Int	13-27-1	32-50-3
Total Plays-Yards	73-572	79-394
Punts-Yards	2-77	5-198
Fumbles/Lost	1-0	1-0
Penalties	7-60	6-68
3rd Down Conv.	8-14	6-15
Time of Possession	31:05	28:55

### ↳ Individual Statistics

**RUSHING** - SMU - Jones 11-115, **North Texas** - J. Wilson 15-86  
**PASSING** - SMU - Davis 8-17-155-1, **North Texas** - Morris 24-39-237-3  
**RECEIVING** - SMU- Sutton 4-162, **North Texas** - Robinson 8-73

### ↳ Score By Quarters

	1	2	3	4	Score
SMU	17	7	10	0	34
North Texas	0	14	0	7	21

### ↳ Scoring Summary

SMU - Jones 49 yd run (Williams kick), 13:01, 1st  
 SMU - Williams 29 yd FG, 5:46, 1st  
 SMU - Sutton 88 yd pass from Hicks (Williams kick) 0:23, 1st  
 NT - Thompson 7 yd pass from Morris (Moore kick), 11:19, 2nd  
 SMU - Sutton 46 yd pass from Davis (Williams kick), 1:59 2nd  
 NT - Smith 25 yd pass from Morris (Moore kick), 0:38, 2nd  
 SMU - Sutton 4 yd pass from Davis (Williams kick), 7:15, 3rd  
 SMU - Armstrong 22 yd FG, 0:57, 3rd  
 NT - J. Wilson, 11 yd run (Moore kick), 2:21, 4th

### ↳ Team Statistics

	BCU	NT
First Downs	9	28
Rushes-Yards	32-157	51-329
Passing-Yards	74	121
Comp-Att-Int	8-19-1	15-33-1
Total Plays-Yards	51-231	84-450
Punts-Yards	6-204	4-134
Fumbles/Lost	2-0	0-0
Penalties	10-79	4-48
3rd Down Conv.	2-for-12	7-for-16
Time of Possession	26:26	33:34

### ↳ Individual Statistics

**RUSHING** - BCU - A. Williams 2-85, **North Texas** - Ivery 13-103, J. Wilson 14-83.  
**PASSING** - BCU - Brihm 8-19-74-1, **North Texas** - Fine 11-22-108-0  
**RECEIVING** - BCU - Davis 4-49, **North Texas** - Goree 4-26

### ↳ Score By Quarters

	1	2	3	4	Score
Bethune-Cookman	7	0	6	7	20
North Texas	7	17	10	7	41

### ↳ Scoring Summary

BCU - Brown 88 yd punt return (Hernandez kick), 11:24 1st  
 NT - J. Wilson 20 yd run (Moore kick), 8:10, 1st  
 NT - Tucker 1 yd blocked punt return (Moore kick), 10:32, 2nd  
 NT - J. Wilson 10 yd run (Moore kick), 7:02, 2nd  
 NT - Moore 19 yd FG, 0:16, 2nd  
 NT - Tucker 1 yd run (Moore kick), 10:38, 3rd  
 BCU - Richardson 30 yd interception return (Hernandez kick failed), 6:19, 3rd  
 NT - Moore 20 yd FG, 4:33, 3rd  
 NT - Ivery 25 yd run (Moore kick), 10:21, 4th  
 BCU - Williams 83 yd run (Hernandez kick), 2:42, 4th



# Game 3

September 17, 2016

Gainesville, Florida

No. 23 Florida 32, North Texas 0

## ↳ Team Statistics

	NT	UF
First Downs	8	26
Rushes-Yards	28--13	43-255
Passing-Yards	66	216
Comp-Att-Int	6-22-1	16-29-1
Total Plays-Yards	50-53	72-471
Punts-Yards	9-409	4-221
Fumbles/Lost	2-0	1-0
Penalties	7-70	11-97
3rd Down Conv.	2-13	6-13
Time of Possession	23:47	36:13

## ↳ Individual Statistics

**RUSHING** - North Texas - J. Wilson 10-26, Florida - Thompson 11-85

**PASSING** - North Texas - Fine 6-22-66-1, Florida - Del Rio 14-25-186-1

**RECEIVING** - North Texas - Thompson 3-50, Florida - Goolsby 3-40.

## ↳ Score By Quarters

	1	2	3	4	Score
North Texas	0	0	0	0	0
Florida	5	14	0	13	32

## ↳ Scoring Summary

UF - Team safety, 13:04, 1st

UF - Pineiro 22 yd FG, 8:49, 1st

UF - Cronkite 6 yd run (Pineiro kick), 12:32, 2nd

UF - Perine 2 yd run (Pineiro kick), 3:00, 2nd

UF - Thompson 20 yd run (Appelby pass failed), 13:46 4th

UF - Scarlett 1 yd run (Pineiro kick), 7:15, 4th

# Game 4

September 24, 2016

Houston, Texas

North Texas 42, Rice 35 (2OT)

## ↳ Team Statistics

	NT	RICE
First Downs	19	28
Rushes-Yards	42-215	60-255
Passing-Yards	224	236
Comp-Att-Int	17-29-0	24-40-1
Total Plays-Yards	71-439	100-491
Punts-Yards	7-305	5-226
Fumbles/Lost	3-1	3-2
Penalties	10-70	8-65
3rd Down Conv.	5-for-14	9-for-21
Time of Possession	23:25	36:35

## ↳ Individual Statistics

**RUSHING** - North Texas - J. Wilson 18-157, Rice - Stehling 13-92

**PASSING** - North Texas - Fine 17-29-224-0, Rice - Stehling 22-38-232-1

**RECEIVING** - North Texas - Buyers 4-102, Rice - Z. Wright 10-120

## ↳ Score By Quarters

	1	2	3	4	OT	Score
North Texas	0	14	7	7	14	42
Rice	10	7	3	8	7	35

## ↳ Scoring Summary

Rice - Tobola 40 yd FG, 9:31 1st

Rice - L. Wright 14 yd pass from Stehling (Tobola kick), 3:17, 1st

Rice - Esukpa 1 yd run (Tobola kick), 13:02, 2nd

NT - Ivery 16 yd pass from Fine (Moore kick), 10:28, 2nd

NT - J. Wilson 1 yd run (Moore kick), 0:45, 2nd

Rice - Tobola 36 yd FG, 7:35, 3rd

NT - J. Wilson 75 yd run (Moore kick), 7:27, 3rd

NT - Ivery 1 yd run (Moore kick), 7:31, 4th

Rice - Dillard 1 yd run (Wells III pass from Stehling), 10:21, 4th

Rice - Dillard 3 yd run (Tobola kick), OT

NT - J. Wilson 5 yd run (Moore kick), OT

NT - Ivery 4 yd run (Moore kick), 2OT



# Game 5

October 1, 2016

Denton, Texas

Middle Tennessee 30, North Texas 13

### ↳ Team Statistics

	MT	NT
First Downs	24	16
Rushes-Yards	32-182	22-5
Passing-Yards	295	303
Comp-Att-Int	24-45-1	33-54-0
Total Plays-Yards	77-477	76-308
Punts-Yards	5-194	8-413
Fumbles/Lost	0-0	2-0
Penalties	9-79	9-90
3rd Down Conv.	11-19	6-18
Time of Possession	32:00	28:00

### ↳ Individual Statistics

**RUSHING** - MT - Mathers 24-135, **North Texas** - J. Wilson 10-24

**PASSING** - MT - Stockstill 24-45-295-1, **North Texas** - Fine 33-54-303-1

**RECEIVING** - MT- Richie 8-134, **North Texas** - Goree 9-100

### ↳ Score By Quarters

	1	2	3	4	Score
Middle Tennessee	0	13	7	10	30
North Texas	7	0	0	6	13

### ↳ Scoring Summary

NT - J. Wilson 1 yd run (Moore kick), 7:21, 1st  
 MT - Rooker 25 yd FG, 12:58, 2nd  
 MT - Rooker 34 yd FG, 9:24, 2nd  
 MT - Andrews 11 yd pass from Stockstill (Rooker kick), 0:36, 2nd  
 MT - Lee 9 yd pass from Stockstill (Rooker kick), 3:14 3rd  
 MT - Rooker 36 yd FG, 14:05, 4th  
 NT - Smith 5 yd pass from Fine (Fine pass failed), 1:57, 4th  
 MT - Mathers 46 yd run (Rooker kick), 1:46, 4th

# Game 6

October 8, 2016

Denton, Texas

North Texas 38, Marshall 21

### ↳ Team Statistics

	MARSH	NT
First Downs	16	23
Rushes-Yards	28-13	54-252
Passing-Yards	258	206
Comp-Att-Int	20-42-1	18-28-0
Total Plays-Yards	70-271	82-458
Punts-Yards	7-264	4-170
Fumbles/Lost	0-0	2-2
Penalties	6-70	10-78
3rd Down Conv.	8-for-19	8-for-17
Time of Possession	23:53	36:07

### ↳ Individual Statistics

**RUSHING** - MARSH - Davis 14-33, **North Texas** - J. Wilson 26-188

**PASSING** - MARSH - Litton 20-42-258-1, **North Texas** - Fine 18-28-206-0

**RECEIVING** - MARSH - Clark 8-122, **North Texas** - Thompson 5-68

### ↳ Score By Quarters

	1	2	3	4	Score
Marshall	7	0	14	0	21
North Texas	7	7	14	10	38

### ↳ Scoring Summary

NT - J. Wilson 4 yd run (Moore kick), 10:22 1st  
 MARSH - Litton 6 yd run (Curraj kick), 1:03, 1st  
 NT - Fine 8 yd run (Moore kick), 10:33, 2nd  
 MARSH - Davis 99 yd kickoff return (Curraj kick), 14:47, 3rd  
 NT - T. Wilson 11 yd pass from Fine (Moore kick), 6:31, 3rd  
 MARSH - Yurachek 1 yd pass from Litton, 4:00, 3rd  
 NT - J. Wilson 72 yd run (Moore kick), 3:15, 3rd  
 NT - Moore 31 yd FG, 4:26, 4th  
 NT - Jenkins 52 yd interception return (Moore kick), 2:35, 4th



# Game 7

October 22, 2016  
West Point, New York  
North Texas 35, Army 18

## ↳ Team Statistics

	NT	ARMY
First Downs	15	24
Rushes-Yards	33-202	67-302
Passing-Yards	118	94
Comp-Att-Int	9-17-1	7-21-4
Total Plays-Yards	50-320	88-396
Punts-Yards	4-149	2-85
Fumbles/Lost	0-0	7-3
Penalties	10-91	9-79
3rd Down Conv.	4-10	5-15
Time of Possession	22:34	37:26

## ↳ Individual Statistics

**RUSHING** - North Texas - J. Wilson 15-160, Army - Bradshaw 24-90  
**PASSING** - North Texas - Fine 9-17-118-1, Army - Bradshaw 7-21-94-4  
**RECEIVING** - North Texas - Goree 2-41, Army - E. Poe 2-20.

## ↳ Score By Quarters

	1	2	3	4	Score
North Texas	14	0	14	7	35
Army	7	3	8	0	18

## ↳ Scoring Summary

Army - Woolfolk 9 yd run (Wilson kick), 7:38, 1st  
 NT - Goree 34 yd pass from Fine (Moore kick), 5:38, 1st  
 NT - Jenkins 34 yd interception return (Moore kick), 4:57, 1st  
 Army - Wilson 39 yd FG, 13:28, 2nd  
 NT - J. Wilson 41 yd run (Moore kick), 13:28 3rd  
 NT - J. Wilson 1 yd run (Moore kick), 7:33, 3rd  
 Army - Bradshaw 6 yd run (Bradshaw rush), 1:14, 3rd  
 NT - J. Wilson 1 yd run (Moore kick), 5:58, 4th

# Game 8

October 29, 2016  
San Antonio, Texas  
UTSA 31, North Texas 17

## ↳ Team Statistics

	NT	UTSA
First Downs	22	19
Rushes-Yards	34-152	41-176
Passing-Yards	257	142
Comp-Att-Int	27-38-2	10-19-0
Total Plays-Yards	72-409	60-318
Punts-Yards	4-177	6-238
Fumbles/Lost	4-2	0-0
Penalties	2-25	4-39
3rd Down Conv.	6-for-14	7-for-14
Time of Possession	30:41	29:21

## ↳ Individual Statistics

**RUSHING** - North Texas - Fine 12-91, UTSA - Rhodes 9-74, Williams 18-74  
**PASSING** - North Texas - Fine 27-38-257-2, UTSA - Sturm 10-19-142-0  
**RECEIVING** - North Texas - Thompson 6-65, UTSA - Stewart 4-84

## ↳ Score By Quarters

	1	2	3	4	Score
North Texas	0	0	7	10	17
UTSA	7	7	10	7	31

## ↳ Scoring Summary

UTSA - Thomas, Jr. 7 yd pass from Sturm (Falcon kick), 5:34 1st  
 UTSA - Stewart 21 yd pass from Sturm (Falcon kick), 11:27, 2nd  
 NT - Fine 80 yd run (Moore kick), 14:40, 3rd  
 UTSA - Falcon 33 yd FG, 10:47, 3rd  
 UTSA - Rhodes 9 yd run (Falcon kick), 5:34, 3rd  
 NT - Moore 20 yd FG, 14:17, 4th  
 UTSA - Rhodes 19 yd run (Falcon kick), 9:51 4th  
 NT - Buyers 10 yd pass from Fine (Moore kick), 5:45, 4th





# Game 9

November 5, 2016

Denton, Texas

Louisiana Tech 45, North Texas 24

### ↳ Team Statistics

	NT	LT
First Downs	18	30
Rushes-Yards	30-82	40-226
Passing-Yards	207	253
Comp-Att-Int	23-34-1	18-30-1
Total Plays-Yards	64-289	70-479
Punts-Yards	5-223	2-72
Fumbles/Lost	0-0	0-0
Penalties	10-99	3-30
3rd Down Conv.	5-12	5-10
Time of Possession	28:23	31:37

### ↳ Individual Statistics

**RUSHING - North Texas** - J. Wilson 15-66, LT - Craft 24-120

**PASSING - North Texas** - Fine 23-34-207-1, LT - Higgins 18-30-253-1

**RECEIVING - North Texas** - J. Wilson 4-61, LT- Henderson 8-133

### ↳ Score By Quarters

	1	2	3	4	Score
Louisiana Tech	14	17	7	7	45
North Texas	7	14	3	0	24

### ↳ Scoring Summary

LT - Henderson 52 yd pass from Higgins (Barnes kick), 13:05, 1st

NT - J. Wilson 1 yd run (Moore kick), 4:25, 1st

LT - Henderson 24 yd run, (Barnes kick), 0:39, 1st

NT - Goree 32 yd pass from Fine (Moore kick), 12:18, 2nd

LT - Henderson 10 yd pass from Higgins (Barnes kick), 9:10 2nd

LT - Craft 2 yd run (Barnes kick), 4:14, 2nd

NT - Ivery 5 yd run (Moore kick), 1:28, 2nd

LT - Barnes 48 yd FG, 0:14, 2nd

NT - Moore 51 yd FG, 9:34, 3rd

LT - Henderson 12 yd pass from Higgins (Barnes kick), 7:13, 3rd

LT - Henderson 9 yd pass from Higgins (Barnes kick), 14:13, 4th

# Game 10

November 12, 2016

Bowling Green, Kentucky

Western Kentucky 45, North Texas 7

### ↳ Team Statistics

	NT	WKU
First Downs	7	25
Rushes-Yards	20-115	41-214
Passing-Yards	117	329
Comp-Att-Int	17-33-1	17-33-0
Total Plays-Yards	53-232	74-543
Punts-Yards	7-330	2-86
Fumbles/Lost	3-1	0-0
Penalties	8-66	9-55
3rd Down Conv.	3-for-14	7-for-13
Time of Possession	23:53	36:07

### ↳ Individual Statistics

**RUSHING - North Texas** - Tucker 3-82, WKU - Wales 18-121

**PASSING - North Texas** - Morris 14-26-108-1, WKU - White 14-25-316-0

**RECEIVING - North Texas** - Goree 4-18, Robinson 2-31, WKU - Taylor 5-166

### ↳ Score By Quarters

	1	2	3	4	Score
North Texas	0	0	7	0	7
Western Kentucky	17	14	14	0	45

### ↳ Scoring Summary

WKU - Taylor 64 yd pass from White (Simcox kick), 12:31 1st

WKU - Taylor 75 yd pass from White (Simcox kick), 10:40, 1st

WKU - Simcox 24 yd FG, 6:22, 1st

WKU - Norris 33 yd pass from White (Simcox kick), 9:35, 2nd

WKU - Wales 3 yd run (Simcox kick), 0:27, 2nd

WKU - Norris 24 yd pass from White (Simcox kick), 10:32, 3rd

NT - Tucker 71 yd run (Moore kick), 4:35 3rd

WKU - Taylor 4 yd pass from Ferguson (Simcox kick), 3:00, 3rd



# Game 11

November 19, 2016

Denton, Texas

North Texas 29, Southern Miss 23

## ↳ Team Statistics

	NT	USM
First Downs	18	19
Rushes-Yards	29-111	44-198
Passing-Yards	267	182
Comp-Att-Int	14-29-1	11-27-3
Total Plays-Yards	58-378	71-380
Punts-Yards	6-243	5-230
Fumbles/Lost	3-2	2-1
Penalties	12-95	9-79
3rd Down Conv.	2-11	3-13
Time of Possession	26:35	33:25

## ↳ Individual Statistics

**RUSHING** - North Texas - Ivery 18-111, USM - Smith 19-113

**PASSING** - North Texas - Morris 14-29-267-1, USM - Howard 10-26-135-3

**RECEIVING** - North Texas - Smiley 7-162, USM - Smith 3-67

## ↳ Score By Quarters

	1	2	3	4	Score
Southern Miss	0	7	13	3	23
North Texas	17	3	0	9	29

## ↳ Scoring Summary

NT - Moore 26 yd FG 8:12, 1st  
 NT - Smiley 17 yd pass from Morris (Moore kick), 3:16, 1st  
 NT - Smiley 55 yd pass from Morris (Moore kick), 1:22, 1st  
 NT - Moore 39 yd FG, 10:42, 2nd  
 USM - Smith 1 yd run (Brauchle kick), 0:25 2nd  
 USM - Smith 2 yd run (Brauchle kick failed), 13:34, 3rd  
 USM - Payne 16 yd run (Brauchle kick), 9:07, 3rd  
 USM - Brauchle 25 yd FG, 9:39, 4th  
 NT - Ivery 11 yd run (Moore kick), 9:39, 4th  
 NT - Team safety, 3:08, 4th

# Game 12

November 26, 2016

El Paso, Texas

UTEP 52, North Texas 24

## ↳ Team Statistics

	NT	UTEP
First Downs	21	19
Rushes-Yards	27-107	40-384
Passing-Yards	197	171
Comp-Att-Int	23-42-0	12-18-0
Total Plays-Yards	69-304	58-555
Punts-Yards	7-269	2-55
Fumbles/Lost	0-0	0-0
Penalties	3-35	3-36
3rd Down Conv.	4-for-15	10-for-13
Time of Possession	27:57	32:03

## ↳ Individual Statistics

**RUSHING** - North Texas - Ivery 13-98, UTEP - Jones 24-301

**PASSING** - North Texas - Morris 23-42-197-0, UTEP - Metz 12-17-171-0

**RECEIVING** - North Texas - Thompson 7-74, Ivery 6-58, UTEP - Plinke 3-84

## ↳ Score By Quarters

	1	2	3	4	Score
North Texas	7	10	0	7	24
UTEP	10	21	14	7	52

## ↳ Scoring Summary

UTEP - Mattox 48 yd FG, 6:27 1st  
 NT - Ivery 14 yd run (Moore kick), 2:54, 1st  
 UTEP - Jones 83 yd run (Mattox kick), 2:36, 1st  
 UTEP - Jones 48 yd run (Mattox kick), 13:57, 2nd  
 UTEP - Freytag 30 yd pass from Metz (Mattox kick), 10:50, 2nd  
 UTEP - Moss 0 yd blocked punt return (Mattox kick), 9:25, 2nd  
 NT - Thompson 10 yd pass from Morris (Moore kick), 3:35, 2nd  
 NT - Moore 45 yd FG, 0:18, 2nd  
 UTEP - Jones 58 yd run (Mattox kick), 6:58, 3rd  
 UTEP - Plinke 72 yd pass from Metz (Mattox kick), 2:12, 3rd  
 UTEP - Jones 3 yd run (Mattox kick), 7:51, 4th  
 NT - Ivery 14 yd pass from Morris (Moore kick), 3:42, 4th



# Game 13

December 27, 2016

Dallas, Texas - Zaxby's Heart of Dallas Bowl

Army 38, North Texas 31 (OT)

### ↳ Team Statistics

	ARMY	NT
First Downs	22	19
Rushes-Yards	74-480	27-96
Passing-Yards	53	314
Comp-Att-Int	2-4-0	27-40-2
Total Plays-Yards	78-533	67-410
Punts-Yards	2-70	3-128
Fumbles/Lost	1-1	1-0
Penalties	4-40	6-55
3rd Down Conv.	11-17	5-12
Time of Possession	36:18	23:42

### ↳ Individual Statistics

**RUSHING** - Army - Bradshaw 18-129, Woolfolk 22-119, Campbell 4-88, North Texas - J. Wilson 20-81

**PASSING** - Army - Bradshaw 2-3-53-0, North Texas - Morris 26-38-304-1

**RECEIVING** - ARMY - Campbell 1-38, North Texas - T. Wilson 5-81, Smiley 8-79

### ↳ Score By Quarters

	1	2	3	4	OT	Score
Army	12	12	7	0	7	38
North Texas	7	14	7	3	0	31

### ↳ Scoring Summary

Army - Woolfolk 5 yd run (kick failed), 9:18, 1st

NT - J. Wilson 22 yd run (Moore kick), 6:35, 1st

Army - Campbell 70 yd run, (Bradshaw rush failed), 4:56, 1st

Army - Woolfolk 1 yd run (Bradshaw rush failed), 13:05, 2nd

Army - Davidson 6 yd run (Mendenhall pass failed), 6:37 2nd

NT - J. Wilson 22 yd pass from Morris (Moore kick), 2:26, 2nd

NT - Bussey, Jr. 27 yd pass from Morris (Moore kick), 0:10, 2nd

Army - Bradshaw 65 yd run (Wilson kick), 7:41, 3rd

NT - T. Wilson 18 yd pass from Morris (Moore kick), 0:45, 3rd

NT - Moore 37 yd FG, 0:28, 4th

Army - Asberry 3 yd run (Wilson kick), OT



## ↳ 2016 Zaxby's Heart of Dallas Bowl

December 27, 2016

Army 38

North Texas 31 (OT)

DALLAS - The Zaxby's Heart Of Dallas Bowl came down to the thinnest of margins at the Cotton Bowl. A fake punt, a clutch touchdown pass, a key fumble recovery, a big run. The ebb and flow of momentum was the stuff of bowl legend.

It was fitting that four quarters were not enough to decide it.

North Texas senior quarterback Alec Morris, who threw for a career-high three touchdowns, completing 26 of 38 for 304 yards, rallied the Mean Green from a 17-point deficit and directed a drive to set up a game-tying field goal with 28 seconds left in the game, while the NT defense made key stops in the fourth quarter to keep the rally alive.

Ultimately, however, the game turned on the ability of Army's triple-option offense to make first downs. The Black Knights rushed for 480 yards, converting 11-of-17 third downs and two-of-four fourth downs, including the pivotal fourth and goal from the 3-yard-line in overtime that lifted Army to a 38-31 victory.

"We didn't win the game, but we got better today," Mean Green coach Seth Littrell said. "This team has done an incredible job setting the foundation that will be key to our success in the future, and we will have success."

"I'm just really proud of the team, and I've had a lot of fun," he added. "This has been awesome."

The Mean Green finished the season 5-8, while Army concluded the year 8-5.

North Texas fell behind 24-7, rallied to within three points before halftime, then again fell behind by double-digits, 31-21, in the third quarter. But the Mean Green got a fumble recovery from Kenny Buyers to set up a touchdown pass from Morris to Tyler Wilson, and got another defensive stop to set up a 50-yard drive that ended with a 37-yard field goal by Trevor Moore with 28 seconds to play to force overtime.

OT, however, went the way of much of the day. Army, which threw only four passes all day, completed a 15-yard pass to set up a first and goal from the North Texas 8-yard-line. After NT's Joshua Wheeler made a stop on Army on third and goal, the Black Knights eschewed a field goal on fourth down from the 3, depending on its powerful run game to punch in the go-ahead score on a run by Jordan Asberry.

"They made a great play," Littrell said. "They stretched us out and found a crease. They made some great plays to get them in that situation."

North Texas, pressured by a blitzing Army defense, could generate nothing on its possession in OT, ending the game with an incomplete pass.

"We didn't make enough plays to win," Littrell said. "We may not have accomplished our mission of winning our bowl game, but these men sitting up here and those men in that locker room downstairs accomplished a lot this season, and the things they did accomplish set a solid foundation for the future."

Just as it did at the Heart of Dallas Bowl three years ago, North Texas fell behind on the opening possession of the game. Army's ground game chewed up 75 yards - all on running plays - for a touchdown. North Texas, however, responded to Army's methodical march with a more dynamic drive, powered by a 22-yard pass from Alec Morris to Turner Smiley and a 22-yard touchdown run by Jeffery Wilson.

But the Black Knights took charge from there. Army rushed for 175 yards in the first quarter alone, mixed in one pass for 38 yards, and scored on its first four possessions. It converted its first six third downs and compiled 332 yards total

offense in the first half. The saving grace for North Texas was extra points. Army missed the point-after attempt on its first score, then failed on two-point tries after its next three TDs to limit the damage to an 24-7 deficit early in the second quarter.

The Mean Green got back in the game before halftime. The rally started with a screen to Jeffery Wilson that went for 22 yards and a touchdown to cut the lead to 24-14. On the following Army possession, North Texas finally stopped the Black Knights when defensive end Jared Combs made a stop on Army's Kell Walker to force the Black Knights' first punt of the day.

Starting from the NT 32, Morris quickly worked North Texas down field. He threw to Tyler Wilson for 23 yards, scrambled for 15 yards, then hit Rico Bussey, Jr., with a 27-yard touchdown pass to cut the gap to 24-21 at intermission.

With momentum on its side, North Texas took the second half kickoff and jump-started a drive with a successful fake punt, a pass from Eric Keena to Kenny Buyers. But after an unsportsmanlike penalty stuck NT in a second and 24 situation, Army delivered a crushing blow to Morris as he threw, forcing his pass to fall short and be intercepted at the Army 16-yard line.

Six plays later, Black Knight quarterback Ahmad Bradshaw, who was named the game's most valuable player, burst 65 yards for a touchdown to push the lead to 31-21.

But the Mean Green made repeated defensive stands down the stretch to re-ignite the rally. Defensive back Dee Baulkman stopped Army on fourth down from the NT 34, and Buyers recovered an Army fumbled punt return at the Black Knights' 18.

On the next play, Morris connected with Tyler Wilson for a touchdown to cut the margin to 31-28.

The North Texas defense shut out Army in the fourth quarter, but the Mean Green's final hope needed one more stop from its beleaguered defense, and it got it when Wheeler stuffed Army on fourth down at the North Texas 30 with 2:25 to play.

Morris hit Tyler Wilson, who finished with a career-high five catches for 81 yards, for 17 then 9 yards, connected with Turner Smiley for 11 on third and 10, then got the Mean Green into field goal range with a 14-yard toss to Tyler Wilson and a 7-yard screen to Jeffery Wilson.

"It wasn't necessarily the prettiest drive I've ever had, but I think that's been a pretty common theme for this team this year of overcoming adversity, and it was exemplified in that one drive."

### ↳ Score By Quarters

	1	2	3	4	OT	Score
Army	12	12	7	0	7	38
North Texas	7	14	7	3	0	31

### ↳ Scoring Summary

- Army - Woolfolk 5 yd run (kick failed), 9:18, 1st
- NT - J. Wilson 22 yd run (Moore kick), 6:35, 1st
- Army - Campbell 70 yd run, (Bradshaw rush failed) 4:56, 1st
- Army - Woolfolk 1 yd run (Bradshaw rush failed), 13:05, 2nd
- Army - Davidson 6 yd run (Mendenhall pass failed), 6:37 2nd
- NT - J. Wilson 22 yd pass from Morris (Moore kick), 2:26, 2nd
- NT - Bussey, Jr. 27 yd pass from Morris (Moore kick), 0:10, 2nd
- Army - Bradshaw 65 yd run (Wilson kick), 7:41, 3rd
- NT - T. Wilson 18 yd pass from Morris (Moore kick), 0:45, 3rd
- NT - Moore 37 yd FG, 0:28, 4th
- Army - Asberry 3 yd run (Wilson kick), OT



## ↳ 2014 Heart of Dallas Bowl

**January 1, 2014**  
**North Texas 36**  
**UNLV 14**

DALLAS - For the first time in eleven years and the first time on New Year's Day in program history, the North Texas football team is a bowl champion.

In a game that epitomized the 2013-14 North Texas season, the Mean Green fell behind early but showed its boundless resiliency, methodically taking control of the game, battering the UNLV offense into submission, getting an efficient performance from senior quarterback Derek Thompson, and scoring a Heart of Dallas bowl-record 22 fourth-quarter points to roll to a 36-14 victory at the Cotton Bowl.

"Really proud of my football team," North Texas coach Dan McCarney said. "I dreamed of day these seniors could go to a bowl game and win a bowl game."

Thompson completed 21-of-30 passes for 256 yards and two touchdowns and no interceptions, and earned the game's Most Valuable Player award, while Breelan Chancellor scored two touchdowns on reverses, both in the fourth-quarter assault that sealed the win.

"We knew if we picked up the tempo that we could do some things and move the football," Thompson said. "We just made plays. I wasn't anything special that we did. We just executed. The defense did the rest."

There were a number of negative streaks facing the Mean Green coming into the game. North Texas had never won on New Year's Day (0-1), had never won at the Cotton Bowl (0-3) and had never beaten UNLV (0-4), and the Rebels had never lost a bowl game (3-0). But before a crowd of 38,380 - almost entirely outfitted in North Texas green - the Mean Green put all those streaks to rest.

Early on, however, UNLV's read-option offense sorely tested the Mean Green defense. The Rebels came into the game averaging 31 points and 423 yards a game, and backed up those stats on their opening drive with a 95-yard scoring march for a 7-0 lead.

But the North Texas defense adjusted quickly and reined in the Rebel attack. A pair of big losses - on a tackle by Will Wright and a sack by James Jones - marked the beginning of a relentless, merciless pounding of UNLV quarterback Caleb Herring.

"I was telling the guys to settle in," said senior linebacker Zach Orr, who led North Texas with nine sacks and had two and a half sacks. "It was the first time we had played a football game in over a month, and I felt like that first drive we were kind of playing on our heels and not playing our great defense. It just really did bounce back after that drive, and we pretty much shut them out the rest of the game."

North Texas sacked Herring five times and hit him countless other times, forcing errant throws. North Texas also broke up six passes. After completing his first nine passes, Herring completed just six of his next 24 throws and was intercepted for just the fifth time this season when Kenny Buyers came up with his third interception.

It took longer for the North Texas offense to get going, as the Mean Green struggled to find consistency in the first half. A 43-yard run by Brandin Byrd on the game-opening drive was called back by a penalty, and from that point on the offense sputtered, converting just one of six third downs in the first half.

The Mean Green, however, got a break late in the opening period that got them even on the scoreboard. A punt to UNLV was jarred loose from Rebel return man Keith Whitely when one of his own blockers crashed into him as he was fielding the kick. Zed Evans recovered the fumble for North Texas at the UNLV 42.

Wide receivers Chancellor and Carlos Harris then sparked the offense and moved the Mean Green to the UNLV three with three reverses, something North Texas practiced again and again in the lead-up to the game. Antoine Jimmerson scored from a yard out to tie the game.

With the game tied 7-7 at halftime, North Texas took complete control in the second half. UNLV had 192 yards of total offense in the first half, but just 20 in the third quarter and 50 in the fourth period, while the Mean Green offense found its legs.

The Mean Green took the lead for the first time on its first drive of the second half, a march capped by a Thompson-to-Drew Miller seven-yard touchdown pass and a 14-7 lead.

Chancellor, who had 181 all-purpose yards to shatter the North Texas career and single-season records, scored on a three-yard run, then Thompson dropped a perfect pass into Darnell Smith for a 34-yard score and a commanding 28-7 lead. Chancellor finished the North Texas scoring with another wide-receiver reverse, this one from 15 yards out.

### ↳ Score By Quarters

	1	2	3	4	Score
UNLV	7	0	0	7	14
North Texas	7	0	7	22	36

### ↳ Scoring Summary

UNLV - Sullivan 9 yd catch, 3:00, 1st  
 NT - Jimmerson 1 yd run, 3:55, 1st  
 NT - Miller 7 yd catch, 5:11, 3rd  
 NT - Chancellor 3 yd run, 4:44, 4th  
 NT - Smith 34 yd catch, 5:31, 4th  
 UNLV - Rice Jr. 13 yd catch, 1:54, 4th  
 NT - Chancellor 15 yd run, 1:39, 4th



## ↳ 2004 Wyndham New Orleans Bowl

December 14, 2004  
Southern Miss 31  
North Texas 10

NEW ORLEANS, La. - Southern Miss quarterback Dustin Almond passed for 247 yards and all-America linebacker Michael Boley returned an interception for a touchdown in a 31-10 win over North Texas in the Wyndham New Orleans Bowl.

The North Texas offense was held to 78 yards rushing and 156 yards passing. Quarterback Scott Hall was sacked a season-high five times and was intercepted twice after having just two total interceptions in 11 regular-season games.

North Texas' standout freshman running back Jamario Thomas was held to 92 yards rushing, his lowest total since a Sept. 25 loss at Baylor. He finished his freshman campaign with 1,801 yards, the third-most by a freshman in NCAA history.

Sophomore Johnny Quinn led the team in receptions with eight, including an 11-yard touchdown pass to end the game. Quinn's fumble after a punt return led to the Golden Eagles' final score with two minutes to play in the game.

The Golden Eagles' offense scored only seven points in the second half despite putting up 173 yards of total offense. Darren McCaleb missed two field goals in the third quarter from distances of 33 and 42 yards.

North Texas won the turnover battle, 2-0, in the first half but was only able to convert on one of those opportunities. Senior Andy Blount recovered a fumble by kickoff returnman John Eubanks at NT's 19-yard line, which led to a Nick Bazaldua field goal from 24 yards.

It was the fourth straight trip to the New Orleans Bowl for North Texas after it completed a perfect 7-0 record in the Sun Belt Conference.

Score by Quarters	1	2	3	4	Score
Southern Miss	14	3	0	14	31
North Texas	0	3	0	7	10

### Scoring Summary:

USM - Graves 37 pass from Dustin Almond;  
USM - Dustin Almond 1 run; NT - Nick Bazaldua 24 FG; USM - Darren McCaleb 45 FG; USM - Michael Boley 62 Int; USM - Moore 1 run; NT - Johnny Quinn 11 pass from Scott Hall

## ↳ 2003 New Orleans Bowl

December 16, 2003  
Memphis 27  
North Texas 17

NEW ORLEANS, La. -- North Texas' bid to win its second straight New Orleans Bowl fell short with a 27-17 loss to Memphis at the Superdome.

With the loss, North Texas' win streak was snapped at eight games and its overall bowl record dropped to 2-4.

The Mean Green took the game's opening kickoff and marched 51 yards before settling for a 47-yard field goal to begin the scoring in the opening quarter.

Memphis responded with a 66-yard touchdown drive to take a lead it would never relinquish with 6:57 to play in the first quarter. The Tigers added another touchdown and a field goal in the second quarter to take a 17-3 halftime lead.

North Texas cut the lead to seven twice in the second half, both on touchdown runs by Sun Belt Conference Offensive Player of the Year Patrick Cobbs. Cobbs broke a 35-yard touchdown late in the third quarter to cut the lead to 17-10, but Memphis came back with a touchdown of its own in the fourth quarter to seal the victory.

Cobbs led all rushers with 110 yards and two touchdowns and secured his place as the nation's leading rusher and nation's leading scorer. It was Cobbs' ninth straight game with over 100 yards rushing.

North Texas also held Memphis to just 88 yards rushing, which was the Tiger's lowest output of the season and the eighth Mean Green opponent held below the century mark of the year.

Score by Quarters	1	2	3	4	Score
Memphis	7	10	0	10	27
North Texas	3	0	7	7	17

### Scoring Summary:

NT - Nick Bazaldua 46 FG; MEM - Danny Wimprine 7 run; MEM - Chris Kelley 10 pass from Danny Wimprine; MEM - Stephen Gostkowski 21 FG; NT - Patrick Cobbs 35 run; MEM - LaKendus Cole 5 run; NT - Patrick Cobbs 2 run; MEM - Stephen Gostkowski 32 FG

## ↳ 2002 New Orleans Bowl

December 17, 2002  
North Texas 24  
Cincinnati 19

NEW ORLEANS, La. -- Five different Mean Green players came up with interceptions and running back Kevin Galbreath rushed for 130 yards and a touchdown to earn MVP honors as North Texas battled past Cincinnati, 24-19, to capture the second annual New Orleans Bowl.

In winning the school's first bowl game since 1946, North Texas broke out to a 24-7 third-quarter lead before holding off a fourth-quarter comeback effort by the Conference USA champion Bearcats.

North Texas got outstanding efforts in all phases of the game. The defense came up with a season-best five interceptions while the offense rode the legs of Galbreath for his eighth 100-yard rushing performance of the season.

And on special teams, Ja'Mel Branch set up a touchdown with a 36-yard kickoff return, Patrick Cobbs had a 50-yard kickoff return and punter Brad Kadlubar nailed five of seven punts inside the 20-yard line.

Junior defensive back Jeremy Pearl highlighted the Mean Green's defensive play, returning his first career interception 27 yards for a touchdown in the second quarter that gave North Texas the lead for good.

Also pulling down interceptions for the Mean Green were defensive backs Don McGee and Markeith Knowlton in the first quarter, linebacker Chris Hurd in the second and linebacker Cody Spencer in the third.

Galbreath took home the game's Most Valuable Player trophy after rushing 28 times for 130 yards and one touchdown. North Texas redshirt freshman quarterback Andrew Smith threw for 126 yards with one interception of his own.

Score by Quarters	1	2	3	4	Score
Cincinnati	7	0	6	6	19
North Texas	3	14	7	6	24

### Scoring Summary:

UC - Keith 6 pass from Guidugli; NT - Nick Bazaldua 30 FG; NT - Patrick Cobbs 27 run; NT - Jeremy Pearl 20 interception return; NT - Kevin Galbreath 35 run; UC - Rufin 29 FG; UC - Rufin 33 FG; UC - Callicott 43 fumble return.



## ↳ 2001 New Orleans Bowl

December 17, 2001  
Colorado State 45  
North Texas 20

**NEW ORLEANS, La.** -- Colorado State exhibited its bowl game experience, overpowering North Texas 45-20 in the inaugural New Orleans Bowl before 27,004 at the Superdome.

The Rams, who were making their fourth straight bowl game appearance, scored in every quarter to hold off the Mean Green, which won the Sun Belt Conference's first-ever football title and was playing in the school's first bowl game in 42 years.

Colorado State had four rushing touchdowns and quarterback Bradlee Van Pelt threw for another as the Rams (7-5) racked up 246 yards on the ground and passed for 129. They also intercepted one North Texas pass, recovered a fumble and blocked a Mean Green punt attempt that resulted in another score.

After North Texas had trimmed the CSU lead to 10 at 24-14 at halftime, the Rams scored in the third quarter when a Jason Ball punt was blocked and recovered in the end zone by game's Most Valuable Player, Ram defensive back Justin Gallimore.

Colorado State later scored twice in the fourth quarter on drives of 67 and 70 yards before North Texas's Justin Claborn blocked a Ram punt to set up the Mean Green's final TD drive.

North Texas sophomore quarterback Scott Hall completed 13 of 30 passes with two touchdowns, and junior running back Kevin Galbreath rushed 22 times for 108 yards.

Score by Quarters	1	2	3	4	Score
Colorado State	17	7	7	14	45
North Texas	0	14	0	6	20

### Scoring Summary:

CSU - Brad Svoboda 2 run; CSU - Kent Naughton; CSU - Jose Ochoa 8 pass from Van Pelt; NT - Dustin Dean 5 pass from Hall; CSU - Van Pelt 6 run; NT - Ja'Mel Branch 42 pass from Hall; CSU - Justin Gallimore blocked punt for TD; CSU - Chad Dixon 2 run; CSU - Michael Vomhof 20 run; NT - Andy Blount 13 pass from Bridges.

## ↳ 1959 Sun Bowl

December 31, 1959  
New Mexico St. 28  
North Texas 8

**EL PASO, Texas** -- The New Mexico State Aggies took advantage of several NTSC turnovers to beat the Eagles in the Sun Bowl.

North Texas lost four fumbles inside the Aggie 25-yard line and six of seven fumbles overall. NTSC could mount a score only on a 51-yard punt return by Billy Christle on the final play of the third quarter.

The second UNT fumble of the first quarter came on the Aggie 24-yard line with New Mexico State up 7-0. Down 14-0, the Eagles drove to the Aggie four-yard line before losing a fumble. New Mexico State then drove 96 yards on 13 plays to increase the lead to 21-0.

As the half ended, the Eagles had a drive stall on the Aggie 10-yard line. On NTSC's second drive of the third quarter, the Eagles lost a fumble on the Aggie 10-yard line.

New Mexico State struck on its next possession following the Christle punt return for a score to build the lead to 28-8. Two more fourth-quarter drives ended in frustration as the Eagles fumbled the ball away on the Aggie eight-yard line and had another drive stall on the Aggie 37-yard line.

Score by Quarters	1	2	3	4	Score
North Texas	0	0	8	0	8
New Mexico State	14	7	0	7	28

### Scoring Summary

NM - Atkins 57 pass from Johnson (Gaiters run); NM - Rudzik fumble recovery in end zone (run failed); NM - Kelly 15 pass from Johnson (Villanueva kick); NT - Christle 51 punt return (Duty pass to Perkins); NM - Gaiters 44 run (Villanueva kick).

## ↳ 1948 Salad Bowl

January 1, 1948  
Nevada 13  
North Texas 6

**PHOENIX, Ariz.** -- The Eagles made their second consecutive post-season bowl appearance in Odus Mitchell's second season as head coach, but this time it was NTSC that came out on the short end of a close decision.

Bill Cromer, who intercepted a Stan Heath pass to start the drive, gave the Eagles the early first-quarter lead as his four-yard run put NTSC up 6-0. The touchdown was set up by a 45-yard pass from Fred McCain to Joe Abbey.

Heath rebounded from his first-quarter mistake to hook up with Tommy Kalmanir on a 94-yard pass play in the second quarter to grab a 7-6 halftime lead.

Neither team scored in the third quarter and early in the fourth quarter the Wolf Pack mounted what would become the game-winning drive. The drive culminated with Nevada fullback Ernie Zeno scoring on fourth down and a foot.

The Eagles tried to rally and got into Wolf Pack territory, but a long pass from Zeke Martin to Abbey failed to connect and the Eagles went down to defeat.

Although the Eagles lost their last game, it was an outstanding season as NTSC won its second consecutive Lone Star Conference title.

Score by Quarters	1	2	3	4	Score
North Texas	6	0	0	0	6
Nevada	0	7	0	6	13

### Scoring Summary

NT - Bill Cromer 4 run (kick failed); UN - Tommy Kalmanir 94 pass from Stan Heath (Bob Corley kick); UN - Ernie Zeno 1 run (kick failed).



## ↳ 1946 Optimist Bowl

December 21, 1946  
North Texas 14  
Pacific 13

HOUSTON, Texas -- Louis Reinzi caught a nine-yard touchdown pass from Billy Dinkle on fourth down with nine seconds left and Dinkle's point after carried the Eagles to a thrilling 14-13 win over the University of the Pacific in the first Optimist Bowl.

It was a significant game for several reasons, not the least being the final game as head coach at Pacific for the famous Amos Alonzo Stagg. It also capped the first season for Eagle head coach Odus Mitchell.

The winning score capped a 67-yard drive by the Eagles. North Texas led 7-0 at the half thanks to a 58-yard interception return for a touchdown by Ned McNeil.

The Eagles won despite being out-gained 274 to 94. The Eagles also had to play most of the game without starting quarterback Fred McCain, who was kicked out of the game in the first quarter for fighting.

For Stagg, the inventor of the T-formation, it was the only bowl game that he would coach during his 57 years as a college coach. Stagg became a head coach at Springfield College in 1890 and amassed a career record of 329-190-35, which ranks third among all college coaches in career games coached. His Hall of Fame career came to a close with a loss at the hands of the Eagles.

Score by Quarters	1	2	3	4	Score
Pacific	0	0	7	6	13
North Texas	0	7	0	7	14

### Scoring Summary

NT - Ned McNeil 58 interception (Billy Dinkle kick); COP - John Rhode 19 pass from Bruce Orvis (Waits kick); COP - Heck 22 pass from Klein (Waits kick failed); NT - Louis Reinzi 9 pass from Billy Dinkle (Dinkle kick).

## ↳ 1994 NCAA I-AA Playoffs

November 26, 1994  
Boise State 24  
North Texas 20

BOISE, Idaho -- It was UNT's first post-season appearance in six years and its final year as a member of I-AA. It turned out to be a heartbreaking defeat for UNT as Boise State scored 14 fourth-quarter points to advance to the second round.

The Broncos would eventually advance all the way to the championship game before falling. UNT came into the game ranked #18 in the country while Boise State was ranked #3, but it was the Mean Green that had a 20-10 halftime lead.

Quarterback Mitch Maher completed 21-of-32 passes for 226 yards, no interceptions and a touchdown in the first half. But UNT could not get any kind of running game going, gaining just 89 yards on 34 carries and BSU forced UNT to throw in the second half.

UNT could have had a bigger lead at the half, but BSU stopped UNT three times on its own one-yard line and forced the Mean Green to settle for a field goal as the first half ended.

BSU drove 87 yards in nine plays midway through the fourth quarter to cut the lead to 20-17. Three plays later, Maher threw an interception, it was returned to the UNT six-yard line, and on the first play from scrimmage, BSU scored a touchdown to take the 24-20 lead with 5:38 left in the game.

Benny Cherry led the UNT defense with 13 tackles and a quarterback sack.

Score by Quarters	1	2	3	4	Score
North Texas	10	10	0	0	20
Boise State	10	0	0	14	24

### Scoring Summary

UNT - Mitch Maher 8 run (Jeff Graham kick); BSU - Ryan Ikebe 40 pass from Tony Hilde (Greg Erickson kick); BSU - Erickson 29 FG; UNT - Graham 31 FG; UNT - Vertis McKinney 19 pass from Maher (Graham kick); UNT - Graham 18 FG; BSU - K.C. Adams 1 run (Erickson kick); BSU - Willie Bowens 6 pass from Hilde (Erickson kick).

## ↳ 1988 NCAA I-AA Playoffs

November 26, 1988  
Marshall 7  
North Texas 0

HUNTINGTON, W.V. -- It was a frustrating day for UNT's run-and-shoot offense and a tough end to the season for a Mean Green team that was ranked #1 in the country for six weeks.

UNT quarterback Scott Davis completed just 9 of 19 passes for 91 yards. The two teams came into the game averaging a combined 694 yards and 62 points per game, but the only score of the game came after UNT star punt returner Marcus Camper fumbled a punt while attempting a fair catch.

The Thundering Herd recovered the ball on the UNT 40-yard line and six plays later scored the game's only touchdown.

The Mean Green's only scoring chance in the first half failed when Keith Chapman's 42-yard field goal attempt was tipped at the line of scrimmage. UNT drove to the Marshall 29-yard line on the first drive of the second half, but Chapman missed a 52-yard field goal attempt.

UNT drove to the Marshall 40-yard line midway through the fourth quarter, but came up with nothing and then recovered a Thundering Herd fumble at the Mean Green 45-yard line with 1:27 left in the game, but could not move the ball.

Linebacker Robbie Legg led a solid UNT defense as he finished with 12 tackles and a fumble recovery.

Score by Quarters	1	2	3	4	Score
North Texas	0	0	0	0	0
Marshall	7	0	0	0	7

### Scoring Summary

MU - Mike Barber 8 pass from John Gregory (Dewey Klein kick).





## ↳ 1987 NCAA I-AA Playoffs

**November 23, 1987**  
**Louisiana-Monroe 30**  
**North Texas 9**

**MONROE, La.** -- Louisiana-Monroe proved to be UNT's biggest nemesis in 1987, preventing the Mean Green from winning an outright Southland Conference title and then beating UNT in the first round of the I-AA playoffs.

The Indians had beaten the Eagles 24-23 in Monroe back on November 14 when the Mean Green missed an extra point with 1:23 left in the game, spoiling a rally that saw UNT score 16 points in the final seven and a half minutes.

There were no such theatrics on this day as ULM scored 30 unanswered points after Keith Chapman's 28-yard field goal gave UNT a first quarter 3-0 lead.

Three Mean Green turnovers were turned into 13 points as Stan Humphries passed for 237 yards and a touchdown to lead ULM.

Score by Quarters	1	2	3	4	Score
North Texas	3	0	0	6	9
Louisiana-Monroe	0	17	10	3	30

### Scoring Summary

NT - Keith Chapman 28 FG; ULM - Tommy Minville 1 run (Teddy Garcia kick); ULM - Garcia 49 FG; ULM - Jackie Harris 5 pass from Stan Humphries (Garcia kick); ULM - Richard 6 run (Garcia kick); ULM - Garcia 21 FG; NT - Edsel Ford 3 run (pass failed).

## ↳ 1983 NCAA I-AA Playoffs

**November 24, 1983**  
**Nevada 20**  
**North Texas 17 (OT)**

**RENO, Nev.** -- UNT's first post-season appearance in 24 years ended in disappointment as the Southland Conference Champions fell in overtime.

The Eagles got a first-round bye and Nevada beat Idaho State to setup the quarter-final match-up.

Played in a snow storm, the Mean Green found themselves in a 7-7 tie at halftime. UNT took a 10-7 lead when Tom Bresnahan kicked a 33-yard field goal just one minute into the second half following a fumbled kickoff to open the second half by Nevada.

The Wolf Pack stormed back to score the next 10 points as Tony Zendejas kicked a 24-yard field goal to give Nevada a 17-10 lead with 11:29 left in regulation.

UNT tied the game by taking advantage of another Wolf Pack mistake, this time a fumbled punt. UNT had the ball first and 10 at the Nevada 12-yard line and on third and 10, quarterback Greg Carter completed a touchdown pass to Grady Davis to tie the game at 17 with 4:45 left in the contest.

UNT had one more chance to score, starting a drive from the UNR 29-yard line with 3:09 left. UNT lost seven yards on the drive and Todd Smith's 42-yard field goal attempt was no good.

Nevada won the coin flip to start the overtime and UNT had the ball on the Wolf Pack 15-yard line. UNT drove the ball of the UNR one-yard line, but couldn't put it in the end zone and missed a 26-yard field goal attempt when the snap was bobbled.

Zendejas, who had missed three of four previous attempts, then made a 32-yard field goal on the first play of its overtime possession to win the game.

### Score by Quarters

North Texas	0	7	3	7	0	17
Nevada	7	0	0	10	3	20

### Scoring Summary

UN - Scott Threde 17 pass from Eric Beavers (Tony Zendejas kick); NT - Tim Wasson 13 pass from Greg Carter (Brenahan kick); NT - Tom Bresnahan 33 FG; UN - Alphonso Williams 24 pass from Beavers (Zendejas kick); UN - Zendejas 24 FG; NT - Brady Davis 12 pass from Carter (Brenahan kick); UN - Zendejas 32 FG.



# HISTORY

↳ Letterwinners

## ↳ A

Joe Abbey, 1947  
Richard Abbe, 2010, 2011, 2012, 2013  
Chance Adair, 1996, 1997, 1998, 1999  
Adryan Adams, 2008, 2009  
Joe Adams, 1961, 1962  
Ayodele Adedipe, 2010, 2011  
Kartey Agbottah, 2006, 2007, 2008  
Craig Agnew, 1982-83  
J.B. Airhart, 1927  
Brandon Akpunku, 2008, 2009, 2010, 2011  
Derek Akunne, 2011, 2012, 2013, 2014  
Josh Alexander, 2005  
Anthony Allen, 1991  
Brad Allen, 1990, 91  
Joe Allen, 1969  
Lee Allen, 1965-66  
Hut Allred, 1994, 1996, 1997, 1998  
Alfred Anderson, 1981, 1982, 1983  
Billy Anderson, 1968  
Courtney Anderson, 1974  
Robert Anderson, 1965, 1966  
Stacey Anderson, 1992, 1993  
Ward Anderson, 1939  
LaChris Anyiam, 2010, 2012, 2013  
Ramone Archie, 1998, 99  
Ronnie Arendall, 1956  
Nick Arizaga, 1978, 1979, 1980  
Phillip Armour, 1995, 1996, 1997, 1998  
Quincy Armstrong, 1949, 1950  
Tony Armstrong, 1974  
Bob Arnold, 1945, 1946, 1948  
Vernon Ashton, 1940, 1941  
Steve Atchley, 1968, 1969  
Earl Atkins, 1929, 1930, 1931  
John Atkins, 1975  
Shavod Atkinson, 2009, 2010  
Will Atterberry, 2009, 2010, 2011, 2012  
Jason Attaway, 1997, 1998, 1999  
Meredith Atwell, 1925, 1926  
Don Audas, 1956, 1957  
Adrian Awasom, 2001, 2002, 2003, 2004

## ↳ B

Frank Babb, 1975, 1976, 1977, 1978  
Blake Bahner, 1978, 1979  
Gene Bahnsen, 1951, 1952, 1953  
Kenneth Bahnsen, 1949, 1950, 1951  
Mike Bailey, 1964  
Tyler Bailey, 2006, 2007, 2008, 2009  
Chase Baine, 2010, 2011  
Don Baker, 1951, 1952, 1953, 1954  
John Baker, 1997, 1998, 1999  
Tony Baker, 1986, 1987  
Glen Balch, 1921  
Cordale Baldwin, 2003  
Jack Ball, 1982, 1983  
Jason Ball, 1999, 2000, 2001  
Wes Ballou, 1968, 1969  
Micahel Banogu, 2014, 2015  
Ajani Banks, 2006  
Starsky Banks, 1996, 1997, 1998, 1999  
Chris Barber, 2002  
Matt Barber, 1984  
Bernie Barbour, 1967, 1968, 1969  
Clarence Barnes, 1970  
Nelson Barnes, 1976, 1978, 1979, 1980  
Tomur Barnes, 1991  
Isaac Barnett, 1989, 1990  
Creighton Barr, 2015, 2016  
Harold Bartlett, 1946, 1947  
Mark Bartlett, 1983, 1984  
Garrett Barton, 2016  
J. Horace Bass, 1919  
Ronnie Battle, 1977, 1978, 1980  
Dee Baukman, 2016  
Richard Baxter, 1980, 1981  
Nick Bazaldua, 2002, 2003, 2004, 2005  
Bron Beal, 1985, 1986, 1987, 1988  
Blake Bean, 2015  
Dwain Bean, 1962, 1963  
Jeremy Bean, 2011

Jeff Beard, 1979, 1980, 1981  
Charles Beatty, 1966, 1967, 1968  
Mark Beatty, 1975, 1976, 1977, 1978  
Russell Beck, 2001, 2002, 2003, 2004  
James Beckam, 1918  
Jake Beckham, 1942  
Aaron Bellazin, 2010, 2011, 2012, 2013  
Bruce Bell, 1975, 1976  
Sam Bell, 1945, 1946  
Ronnie Bell, 1965, 1966  
Frank Belkin, 1922, 1923, 1925  
Allen Bennett, 1964  
Jonah Bense, 2001, 2002  
Bobby Benton, 1967  
George Benz, 1949, 1950  
John Berry, 1913  
Milton Bessent, 1951  
Kenneth Biggers, 1984, 1985, 1987  
Anthony Biggs, 1983  
Craig Birdsong, 1984, 1985  
Bill Bishop, 1949, 1950  
E.B. Bishop, 1925, 1926, 1927  
Joe Bishop, 1975  
John Bishop, 1972  
Roy Bishop, 2002, 2003  
Judie Bitner, 1954  
Stan Blackmon, 1974  
Scott Blank, 1997, 1998  
Bob Blanks, 1920  
Andy Blount, 2001, 2002, 2003, 2004  
Robert Blowers, 1990  
Kermit Boaz, 1934, 1935, 1936  
Clay Bode, 1987, 1988, 1989, 1990  
Ben Boehnke, 1954, 1955  
Carroll Boland, 1964, 1965, 1966  
Aaron Bonds, 1970, 1971  
Wayne Bonner, 1945  
Mike Boone, 1995, 1996, 1997  
Ron Boston, 1996, 1997  
Bobby Bottles, 1976  
Ryan Boutwell, 2010, 2011, 2012, 2013  
Don Bowen, 1965  
Toby Bowen, 1979, 1980, 1981  
James Bower, 1963, 1964, 1965  
Phillip Bowers, 1952  
Jeff Bowles, 1994  
John Bowles, 1972, 1973  
Scott Bowles, 1987, 1988, 1989, 1990  
Charles Bowlin, 1951, 1952  
Ben Boyd, 1992  
Merle Boyd, 1960, 1961, 1962  
Richard Boyd, 1938  
Sidney Bradford, 1986, 1987, 1988  
Q.L. Bradford, 1934  
D'Aundrey Bradley, 2015  
Dode Bradley, 1917, 1918  
Matt Bradshaw, 2001, 2002, 2003  
Bob Brady, 1942  
Chris Brainard, 2009  
E.M. Bralley, 1914  
Ja'Mel Branch, 2001, 2002, 2003, 2005  
Claude Brannan, 1919, 1921  
Ed Brantley, 1965, 1966, 1967  
Bill Brashier, 1949, 1950, 1951  
George Bray, 1970  
Jim Braymer, 1954, 1955, 1956  
Billy Brewer, 1985, 1986, 1987  
Carl Brewer, 1986, 1988  
James Brewer, 1949, 1950  
N.H. Brewer, 1923  
Andy Brewster, 2001, 2002, 2003, 2004  
Jim Brewster, 1968, 1969  
Eric Bridges, 2000, 2001, 2002  
Richard Bridges, 1998, 1999, 2000, 2001  
Mike Briscoe, 1969, 1970  
Phil Broadus, 1980, 1981, 1982, 1983  
David Brooks, 1991, 1992  
Nate Brooks, 2015, 2016  
Andy Broome, 1974  
Charles Brown, 2005, 2007, 2008  
Chris Brown, 1990, 1991, 92, 1993  
David Brown, 1991, 1992, 1993, 1994  
Greg Brown, 2008, 2009, 2010, 2011  
Jeff Brown, 1975, 1976, 1977

Jeremy Brown, 2004, 2005, 2006  
Jeremy Brown, 2012  
John Brown, 1974  
Kevin Brown, 1979  
Lawrence Brown, 2006, 2007  
Azel Browning, 1927, 1928, 1929  
L.L. Browning, 1926  
Jason Bruner, 2011  
Randy Bruns, 1980, 1981  
J.H. Buckingham, 1914  
Jonas Buckles, 2001, 2002, 2003, 2004  
Jimmy Burch, 1961, 1962, 1963  
Lonnie Burgess, 1982, 1983  
Bobby Burk, 1990  
Raymond Burks, 2012  
Hardy Burke, 1964, 1965, 1966  
Ken Burkhalter, 1960, 1961  
Jimmy Burkholder, 1973, 1974, 1975, 1976  
C.K. Burns, 1937  
David Burns, 1991, 1992  
Beau Burruss, 2007  
Blake Burruss, 2004, 2005, 2006  
David Busby, 2012  
Antoine Bush, 2006, 2007, 2008, 2009  
Rico Bussey, Jr., 2016  
Bert Butaud, 1949, 1950  
Kenny Buyers, 2012, 2013, 2014, 2016  
Joey Byerly, 2004  
Aubrey Byerly, 1970, 1971, 1972  
Brett Byland, 1990, 1991, 1992  
Chris Bynes, 2011, 2012  
Brandin Byrd, 2010, 2011, 2012, 2013  
Hal Byrd, 1958, 1959

## ↳ C

Brendan Campbell, 2012, 2013  
Byron Campbell, 2001  
W.M. Campbell, 1913  
Kip Camp, 1951, 1952  
Marcus Camper, 1985, 1986, 1987, 1988  
Tevinn Cantly, 2009, 2010, 2011, 2012  
Jeff Cantrell, 1985, 1986, 1987, 1988  
Carl Caldwell, 2014  
Chris Cardwell, 1984, 1985, 1987  
Evan Cardwell, 2001, 2002, 2003, 2004  
Darius Carey, 2009, 2010  
Vidal Carlin, 1965, 1966  
Brian Carlson, 2006, 2007  
C. L. Carr, 1941, 1942  
Herby Carr, 1963, 1964  
Bill Carrico, 1958, 1959  
Greg Carter, 1981, 1982, 1983  
Kenneth Carter, 1951  
Tyrone Carter, 2002, 2004, 2005, 2006  
Jordan Case, 1978, 1979  
Taylor Casey, 2000, 2001, 2002, 2003  
Walter Casey, 1987, 1988, 1989, 1990  
Dick Caskey, 1917  
Tory Castillo, 1993, 1994, 1995, 1996  
John Castrese, 1997  
A.D. Cate, 1946, 1947, 1948  
James Cate, 1932, 1933  
John Cavaglieri, 1951  
Mike Cavender, 1969  
George Cecil, 1973, 1974  
Andy Chambers, 1964  
Bruce Chambers, 1976, 1977, 1978, 1979  
Lonnie Chambers, 2003, 2004  
Terry Champagne, 1976, 1977, 1978  
Ken Chambliss, 1981  
Winston Chance, 1946  
Brelan Chancellor, 2010, 2011, 2012, 2013  
Jimmy Chaney, 2005  
Jeremiah Chapman, 2004, 2005, 2006, 2007  
Joe Chapman, 1922, 1923  
Keith Chapman, 1985, 1986, 1987, 1988  
Walter Chapman, 1973, 1974, 1975, 1977  
John Chappell, 1977  
Carlen Charleston, 1980, 1981, 1982, 1983  
Desmon Chatman, 2006  
Aaron Chavers, 2003, 2004  
John Chelf, 2014  
Benny Cherry, 1993, 1994, 1996, 1997  
Willie Cherry, 1965, 1966  
Will Chinn, 1997, 2000  
Tim Christian, 1994, 1995, 1996, 1997  
Bill Christie, 1959, 1960, 1961  
John Chupp, 1992  
Justin Claborn, 2000, 2001, 2002, 2003  
Billy Ray Clark, 1949, 1950  
Richard Clark, 1990  
Colton Clay, 2011  
Dominic Clay, 1997  
Ervin Clay, 1939, 1940, 1941  
Lee Clay, 2002, 2003  
J.D. Clayton, 1940  
Raymond Clement, 1958, 1959, 1960  
Charles Clemmons, 1974, 1975  
Fred Clotiaux, 1949, 1950  
James Clotiaux, 1948  
Fred Cobbs, 1918, 1919  
John Cobb, 1918  
Patrick Cobbs, 2001, 2002, 2003, 2005  
Chris Coit, 1998  
Charlie Cole, 1956, 1957  
Mack Cole, 2008  
Vernon Cole, 1957, 1958, 1959  
Anthony Coleman, 1994, 1995, 1996  
Tubby Coleman, 1995, 1996, 1997, 1998  
Tim Collier, 1988  
A.V. Collins, 1946, 1947, 1948  
Bill Collins, 1913, 1914, 1916  
Carrol Collins, 1936, 1937  
Danny Collins, 1970  
Darrin Collins, 1986, 1987, 1988  
David Collins, 2006  
Milton Collins, 1978, 1979  
Williams Collins, 1918, 1919  
Jared Combs, 2015, 2016  
George Compton, 1913  
Luke Conder, 2000, 2001, 2002, 2003  
Robert Conrad, 1999, 2000, 2002  
DaWaylon Cook, 2008, 2009  
J.F. Cook, 1942  
S. T. Cook, 1918  
Stanley Cook, 1985  
Tony Cook, 1987, 1988, 1989, 1990  
Rayford Cooks, 1980, 1981, 1982, 1983  
Mike Cooksey, 1973, 1976  
Chad Cooley, 2004, 2005, 2006  
Carter Cooper, 1980, 1981  
Hank Cooper, 1964  
Jerome Cooper, 1985, 1986, 1987, 1988  
Jim Cooper, 1946, 1947  
W.A. Cooper, 1915, 1918, 1919, 1920  
Roderick Cotton, 2004  
Mack Cope, 1961, 1962  
Chase Corley, 1998  
Zeb Cornist, 1998, 1999  
Roderick Cotton, 2005, 2006, 2007  
John County, 1991, 1992, 1993  
Garret Courtney, 1997, 1998  
Forrest Covin, 1939, 1940, 1941  
TaRon Covington, 2004, 2005  
Herman Cowlley, 1927, 1928, 1929  
Billy Cox, 1976, 1977  
Boyd Cox, 1951  
Charles Cox, 1932, 1933, 1934  
Deavin Cox, 2004, 2005, 2006, 2007  
LeRoy Crabtree, 1927, 1928, 1929  
Richard Crawford, 1967, 1968  
William Crawford, 1927, 1928  
Kervin Crenshaw, 1993  
Dalton Criswell, 1942  
Winton Criswell, 1951, 1952  
Jimmy Croft, 1977, 1978, 1979, 1980  
Bill Cromer, 1947  
Cedric Cromer, 1993, 1994, 1995, 1996  
Mike Crowell, 1974  
Chuck Crowsley, 1980, 1981  
Alton Crum, 1959, 1960  
Noel Crum, 1989, 1990, 1991, 1992  
Fatty Cuest, 1917  
Eric Cuffee, 1984, 1985  
TJ Culberson, 2003, 2004  
Mack Cumby, 1974, 1976  
J.B. Cunningham, 1915



Wilburn Curnutt, 1946  
Hal Curry, 1942  
Byron Curtis, 1999, 2000  
Zac Cypert, 1979, 1980, 1981

### ↳ D

C.R. Daffern, 1956  
Benge Daniels, 1933, 1934, 1935  
Bobby Daniels, 1979, 1980, 1981, 1982  
Darrell Daniels, 2001, 2002  
Jeff Daniels, 1994  
John Darby, 1956, 1957, 1958  
Matthew Dash, 2015  
Ryan Davenport, 2005, 2006, 2007, 2008  
Danny David, 1984  
Beau Davidson, 2004, 2005, 2006  
Bryan Davidson, 1991  
Christian Davidson, 2007, 2008, 2009  
Greg Davidson, 1976, 1977, 1978, 1979  
G.H. Davidson, 1923  
Guy Davidson, 1919, 1920, 1921, 1922  
Brady Davis, 1981, 1982, 1983  
Calvin Davis, 1995, 1996, 1997  
Chad Davis, 2013, 2014, 2015, 2016  
Dirk Davis, 1984, 1985  
Frank Davis, 1972, 1973  
Marquese Davis, 2008  
Melvin Davis, 1973, 1974, 1975  
Mike Davis, 1989, 1990  
Scott Davis, 1987, 1988, 1989, 1990  
Trey Davis, 2000, 2001, 2002  
Wallace Davis, 1921, 1922, 1923, 1924  
Duane Day, 1958, 1959  
Germaine Dawson, 2005, 2006, 2007, 2008  
Dustin Dean, 1998, 1999, 2000, 2001  
Trent Deans, 2009, 2010, 2011  
David Deaton, 1972, 1973, 1974  
Grady Deaton, 1916, 1917  
Erwin Debose, 1945, 1946, 1948  
Richard Defelice, 1991, 1992, 1993  
Ira DeFoor, 1941  
Horace DeFord, 1949, 1950  
Brent DeGroot, 1999, 2000, 2001  
Robbie Deheck, 2008, 2009  
Ivan Delgado, 2011, 2012  
Robert DeLong, 1951, 1952  
John Delaney, 1918  
Chacory Demart, 1995, 1996  
Norman Denney, 1957, 1959  
Wiley Denson, 1961  
Jesse DeSoto, 2007, 2008, 2009  
Sam Dibrell, 2007, 2008  
Kevin Dickerson, 2008, 2009  
Steve Dieb, 1977, 1978, 1979  
Dennis Dillard, 1973, 1974, 1975, 1976  
Malik Dilonga, 2014, 2015, 2016  
Billy Dinkle, 1947  
E.C. Dittrich, 1935  
Larry Dixon, 1976, 1977, 1978, 1979  
Demario Dixon, 2010  
Lester Dixon, 1985  
Preston Dixon, 1984, 1985, 1986, 1987  
Ray Dodds, 1949, 1950  
Riley Dodge, 2009, 2010  
Odell Dodson, 1922, 1923  
Mike Dooley, 1974, 1975, 1976  
Ryan Downing, 2010, 2011  
Kelvin Drake, 2006, 2007, 2009, 2010  
Paul Draper, 1966, 1967  
Kirk Drew, 1949, 1950  
Erwin DuBose, 1948, 1949  
Albert Dudley, 1937, 1938  
Charles Duffey, 1949, 1950  
Scott Dukatnik, 1990, 1991, 1992, 1993  
Lance Dunbar, 2008, 2009, 2010, 2011  
Blake Dunham, 2012, 2014  
Donald Dunlap, 1973, 1974  
Leonard Dunlap, 1969, 1970  
Steve Dunn, 1971  
John Dunsworth, 1924  
Raifu Durodoye, 2005, 2006, 2007  
Robert Duty, 1958, 1959, 1960

### ↳ E

Jim Eagle, 1946, 1947, 1948  
Shawn Early, 2002, 2003, 2004  
Gary Easley, 1974, 1975  
Red Echols, 1928, 1929, 1930  
A. G. Edens, 1941  
Dralves Edwards, 1970, 1971  
John Edwards, 1971  
Leland Edwards, 1935, 1936  
E.J. Ejiya, 2016  
Henry Eke, 2006  
Jack Elder, 1931, 1933  
Lester Elder, 1932  
David Eliff, 1979, 1980  
Howard Ellenburg, 1937  
Tony Elliott, 1980, 1981  
David Ellis, 1964  
Mike Ellis, 1975  
Sed Ellis, 2013, 2014, 2015  
Lawrence Ellis, 1997, 1998, 1999, 2000  
Jerry Ellison, 1971, 1972  
Marquis Ellison, 2005  
Fred Ende, 1973, 1974, 1975  
Lindy Endsley, 1966, 1967  
Kent Englehardt, 1991, 1992, 1993  
Lee English, 1978, 1979, 1980, 1981  
Trey Enterline, 2015, 2016  
Donald Ericks, 1989, 1990  
Brad Eskridge, 1987, 1988  
Zed Evans, 2013  
Andy Everest, 1974, 1975, 1976  
A.J. Ezzard, 2015

### ↳ F

Mack Faggett, 1980, 1981, 1982, 1983  
Darrin Faler, 1996, 1997  
Tim Falgout, 1962, 1963  
Luther Fambro, 1945, 1946, 1947, 1948,  
Gerald Farley, 1994, 1995  
Eugene Farmer, 1990  
Richard Farris, 1961, 1962  
Don Fechtman, 1974, 1976, 1977  
Coleman Feeley, 2008, 2010, 2012  
Joe Ferguson, 1962, 1963  
Cedric Fernandes, 2015  
Guy Fernandez, 2005  
Herb Ferrill, 1946, 1947, 1948  
Lewis Fields, 1988, 1989, 1990  
Reggie Finch, 1991, 1992  
Mason Fine, 2016  
Robert Finklea, 1964, 1965  
Cortney Finney, 2015, 2016  
Mike Fisher, 1981, 1983  
Robert Fisher, 1968  
Casey Fitzgerald, 2005, 2006, 2007, 2008  
Mike Flanagan, 1989, 1990  
Ed Fleming, 1985  
Ronnie Fleming, 1971, 1972  
Noe Flores, 1959, 1960, 1961  
Andy Flusche, 2014, 2015, 2016  
Ken Fontno, 1971  
Willie Forbes, 2015  
Charles Ford, 1989, 1990, 1991  
Edsel Ford, 1987, 1988  
Steven Ford, 2011  
Tony Ford, 1972, 1973, 1974  
Nance Formagus, 1940, 1941  
Aaron Fortenberry, 2009, 2010, 2011, 2012  
Avery Fortenberry, 2015  
Joel Foster, 2003, 2004, 2006  
Rudy Forti, 1994, 1995  
Tommy Fouts, 1937  
Guy Fowler, 1964, 1965  
Lyndon Fox, 1969, 1970, 1971  
Jimmy Franklin, 1969, 1970, 1971, 1972  
Troy Franklin, 2008  
Fred Freeman, 1928, 1929  
Winston Freeman, 1960, 1961, 1962  
Ulysses Fromm, 1922, 1923  
Kelly Fry, 1975, 1976, 1977  
Randy Fry, 1975, 1976  
Zack Fry, 1973, 1974  
Randall Fuller, 1990, 1991

Bobby Furrh, 1946, 1948  
Brian Futrell, 1998, 1999

### ↳ G

Frank Gaines, 2010  
Kevin Galbreath, 2001, 2002  
Paul Gallamore, 1988, 1989, 1990  
Bob Gandy, 1949, 1950  
Judge Gambill, 1927  
Bernard Gantt, 1913  
Randy Gardner, 2000, 2001, 2002  
Brandon Garner, 2015, 2016  
J.C. Garrett, 1973  
Dan Garza, 1942  
Tony Gates, 1996, 1997, 1998, 1999  
Mike Gattis, 1967, 1968  
Adkins Gay, 1933  
Clayton George, 1990, 1991, 1992, 1993  
James Gibson, 1966, 1967, 1968  
LeRoy Gibson, 1942, 1946  
Travis Gibson, 1990, 1991, 1992, 1993  
Joe Gieb, 1942, 1945, 1946  
Troy Gilbert, 1961  
James Victor Gill, 2007, 2008, 2009, 2010  
Richard Gill, 1968, 1969  
Steve Gilliland, 1994  
Conor Gilmartin Donohue, 2010  
Eddrick Gilmore, 2005, 2007, 2008, 2009  
Tom Gipson, 1969, 1970  
Lennis Givens, 1970  
Bryan Glass, 2007, 2008  
Rex Glendenning, 1976, 1977, 1978  
John Glenn, 1952  
Tommy Glenn, 1965, 1966  
Bill Glover, 1935  
Chris Glover, 1988  
Sam Golden, 1971, 1972, 1973  
Philip Gonzales, 1962, 1963, 1964  
Buck Goode, 1918, 1919, 1920  
Charles Goodson, 1960  
Derek Gordon, 1998, 1999  
Fred Gordon, 1977, 1978  
Robbie Gordon, 2007, 2008, 2009, 2010  
Terian Goree, 2015, 2016  
Ted Gosline, 1971, 1972, 1973  
Brian Gothard, 1991, 1992  
Toby Gowin, 1993, 1994, 1995, 1996  
Benny Graham, 1940, 1941  
Brad Graham, 2010, 2011  
Jeff Graham, 1994, 1995, 1996  
Wynne Graham, 1916, 1917  
S.M. Granstaff, 1936  
Robert Grant, 1996, 1997  
Phillip Graves, 2003, 2004, 2005, 2006  
Dennis Gray, 1964  
Edgar Gray, 1956, 1957, 1958  
James Gray, 2015, 2016  
Tommy Gray, 1949, 1950, 1951  
Dominique Green, 2005, 2006  
Ollie Green, 1973, 1974, 1975, 1976  
Shawn Green, 1997  
Thomas Green, 1986, 1987  
Charles Greene, 1967  
DeLon Greene, 1990, 1991, 1992  
Joe Greene, 1966, 1967, 1968  
Major Greene, 1987, 1988, 1989, 1990  
Harold Greer, 1970  
Josh Greer, 2104  
I.B. Griffith, 1920, 1924, 1925  
Coylin Grimes, 1994, 1995, 1996, 1997  
Robert Griswold, 1967  
Bill Groce, 1957, 1958, 1959  
Byron Gross, 1987, 1988, 1989, 1990  
Sterling Guest, 1995, 1996  
Josh Gulley, 1995  
Garrett Gunter, 2015

### ↳ H

Glynn Hachtel, 1969, 1970, 1971  
Eugene Haecker, 1957, 1959  
Marvin Hagan, 1977, 1978  
David Hagerman, 1977, 1978, 1979

Greg Hahn, 1972  
Ken Hall, 1951, 1952  
Rodney Hall, 1994, 1995  
Cory Hall, 2002  
Scott Hall, 2000, 2001, 2003, 2004  
Jimmy Hamic, 1991  
Dick Hamilton, 1958, 1959  
James Hamilton, 2008, 2009, 2010, 2011  
LaDarius Hamilton, 2016  
Hugh Hamm, 1978, 1979  
Brad Hammit, 1973, 1975, 1976  
Bill Hammond, 1951  
Lateef Hampton, 1996, 1997  
John Hansard, 1919, 1920, 1921  
Artie Hanson, 1942  
Bob Hardie, 1951, 1952  
Cedric Hardman, 1968, 1969  
T. K. Hardy, 1949, 1950  
Burkley Harkless, 1965, 1966  
Robert Harmon, 2004, 2005, 2006  
Gabe Haro, 1999, 2000, 2001  
Lester Harper, 1980, 1981, 1982  
Lee Harrington, 1973, 1974  
Bob Harris, 1930, 1931  
Carlos Harris, 2012, 2013, 2014, 2015  
Jeff Harris, 1997, 1998, 1999, 2000  
Kevin Harris, 1982, 1983  
Sidney Harris, 1974, 1975  
E.B. Harris, 1925, 1926  
Allan Harrison, 2003, 2004  
Bo Harrison, 1994, 1995, 1996, 1997  
Tommy Harrison, 2001, 2002, 2003, 2004  
Paul Hartsfield, 1991, 1992  
Aaron Harvey, 2003  
Pete Harvey, 1978, 1979, 1980, 1981  
Richard Harvey, 1949, 1950, 1951  
Gerry Hawkins, 1960, 1961, 1962  
Carl Hayes, 1970  
Mike Hayner, 1971, 1972  
Abner Haynes, 1957, 1958, 1959  
Charles Haynes, 1967  
Howard Haynes, 1931, 1932  
Louis Haynes, 1979, 1980, 1981  
Jack Hays, 1952, 1953  
Lynn Heathman, 1988  
Clyde Hebert, 1970, 1971, 1972  
Don Helms, 1931  
Bart Helsley, 1989, 1990  
Bob Helterbran, 1968, 1969  
Jack Hemby, 1967  
Keronna Henderson, 2005, 2006, 2007, 2008  
Ralph Henderson, 1978, 1979, 1980  
R.C. Hendrix, 1975, 1976  
Rick Hendrix, 1979  
Chad Henkleman, 1993, 1994, 1995  
Mike Henry, 1975, 1976, 1977  
Randy Henry, 1967  
T.J. Henson, 2016  
George Herring, 1957, 1958, 1959  
Wilson Herring, 1931, 1932  
Julian Herron, 2010, 2011  
Darron Hester, 1998, 1999  
Lanier Hester, 1935, 1936, 1937  
Fred Hickman, 1949, 1950  
Michael Hickmon, 1999, 2000, 2001, 2002  
Gary Hicks, 1966  
Shawn Hicks, 1991, 1992  
Olvis Hicks, 1940  
Cliff Higgs, 2005, 2006, 2007  
Michael High, 1991, 1992, 1993, 1994  
Wayne Hightower, 1947  
Kylie Hill, 2008, 2009  
Morcellius Hill, 1995, 1996, 1997  
Royce Hill, 2008, 2009, 2010, 2011  
Rusty Hill, 1980, 1981, 1982  
L.W. Hillian, 1936, 1937  
Richard Hinch, 1971, 1972  
Greg Hirsch, 1993, 1994  
George Hoagland, 1952, 1953  
Ian Hobbs, 2000, 2002, 2003  
Preshie Hodge, 1971  
Byron Hoffreck, 1986, 1987  
Robert Hoffman, 1995  
Joe Holbert, 1935, 1936



Clint Holden, 1988  
 Gabe Holivay, 2008, 2009  
 Henry Holland, 1965, 1966, 1967  
 Kendrick Hollie, 1996, 1997, 1998  
 J.T. Hollins, 1974, 1975, 1976  
 Chuck Holloway, 1959, 1960, 1961  
 Glen Holloway, 1967, 1968, 1969  
 Aaron Holly, 1999, 2000  
 Louis Holman, 1971, 1972, 1973  
 Maurice Holman, 2005, 2006, 2007  
 Johnnie Holmes, 1980, 1981, 1982, 1983  
 Glenn Holtzman, 1952, 1953  
 Demonte Hood, 2016  
 Dennis Hopovac, 2003, 2004, 2005, 2006  
 Nick Hoppe, 1999, 2000  
 Chris Hornbeak, 1993, 1994, 1995, 1996  
 Randy Horton, 1989, 1990  
 Kevin Howard, 2000, 2001, 2002, 2004  
 Oscar Howard, 1965  
 Tom Howarth, 1928, 1928, 1929  
 Maxwell Howe, 1941  
 Tom Howey, 1979, 1980, 1981, 1982  
 Willie Hubbard, 2012  
 Tommie Hudgins, 1946  
 Randy Hudson, 1985  
 Willis Hudson, 1993, 1994, 1995  
 Roy Huffines, 1919  
 Bill Hughes, 1917  
 Bobby Hughes, 1951, 1952  
 Griff Hughes, 1952  
 Michael Hughes, 1980, 1982, 1983  
 Willie Hughes, 1989, 1990, 1991, 1992  
 Ronald Hull, 2006  
 Rex Humbarger, 1971, 1972, 1974  
 Roy Humphrey, 1968  
 Ray Hundley, 1922, 1923, 1924, 1925  
 David Hunt, 1982, 1983, 1985  
 Steve Hunt, 1995, 1996, 1997  
 W.A. Hunter, 1940  
 Chris Hurd, 2000, 2001, 2002, 2003  
 Leslie Hurley, 1997  
 Eli Hutchison, 2004, 2005

↳ I

Norm Ingebritsen, 1951, 1952  
 Glenn Ingram, 1966  
 Warren Isaac, 1972, 1973, 1974  
 Willy Ivery, 2015, 2016  
 James Ivy, 1966, 1967, 1968

↳ J

Mike Jacko, 1981, 1982, 1983  
 Bernard Jackson, 1978, 1979  
 Brandon Jackson, 2004, 2005, 2006, 2007  
 Hilbert Jackson, 2011, 2012, 2013  
 Jamaal Jackson, 2009, 2010  
 Kelvin Jackson, 2009, 2010  
 Rashad Jackson, 2015  
 Roland Jackson, 1992, 1993, 1994, 1995  
 Ty Jackson, 1999, 2000, 2001  
 Vance Jackson, 1973  
 Coy Jacobs, 1992, 1993  
 H.G. James, 1913, 1914  
 I.T. James, 1937, 1939  
 Leonard James, 1938  
 Sean January, 2010, 2011  
 Harlan Jefferson, 1980, 1981, 1982, 1983  
 Eric Jenkins, 2016  
 Lavelle Jenkins, 1974, 1975  
 Clay Jennings, 1992, 1993, 1994, 1995  
 Leonard Jeter, 1963  
 Antoine Jimmerson, 2012, 2013, 2014, 2015  
 Dick Johns, 1936, 1937  
 Antonio Johnson, 2011, 2012, 2013, 2014  
 Bill Johnson, 1986, 1987, 1988  
 Brandon Johnson, 2013  
 Brecee Johnson, 2007, 2008, 2010, 2011  
 Charles A. Johnson, 1971, 1972, 1973  
 Charles Johnson, 1975  
 Clifford Johnson, 1938  
 Churn Johnson, 1919  
 D.Q. Johnson, 2013

Forlando Johnson, 2010, 2011  
 Garvin Johnson, 1925  
 Joe Johnson, 1996, 1997, 1998  
 J.J. Johnson, 2008, 2009, 2011  
 Julius Johnson, 1936, 1937, 1938  
 Marvin Johnson, 1922, 1923,  
 Rex Johnson, 1987, 1988  
 Richard Johnson, 1951, 1952  
 Roderick Johnson, 2007, 2008  
 Tillman Johnson, 2014, 2015, 2016  
 Tony Johnson, 2013, 2015  
 Tre Johnson, 2015  
 Andrew Jones, 1995, 1996, 1997  
 Andrew Jones, 2015, 2016  
 Calvin Jones, 1919  
 Cooper Jones, 2013, 2014  
 Craig Jones, 2000, 2001, 2002, 2003  
 James Jones, 2013, 2014  
 Lowell Jones, 1928  
 Malcolm Jones, 1976, 1977, 1979, 1980  
 Mike Jones, 1975, 1976, 1977  
 Ronnie Jones, 1963, 1964  
 Steve Jones, 1965  
 Terry Jones, 1985  
 Jonathan Jusiewicz, 2002

↳ K

Brad Kadlubar, 2002, 2003, 2004  
 Martin Kahn, 1963, 1964, 1965  
 Brad Kassell, 1998, 1999, 2000, 2001  
 Jeff Katon, 1985, 1986, 1987, 1988  
 Josh Kay, 1999, 2000  
 Buck Keahay, 1916, 1917, 1918  
 Eric Keena, 2014, 2015, 2016  
 Trey Keenan, 2016  
 Tom Kelly, 1978  
 Fred Kelsay, 1918, 1919  
 Jolley Kelsay, 1935, 1936  
 Horace Kembell, 1942, 1945, 1946  
 Bill Kemplin, 1947, 1948  
 Brandon Kennedy, 2000, 2001, 2002, 2003  
 Paul Kerestine, 1978, 1979  
 David Kervin, 1972, 1973  
 Daniel Khan, 2016  
 Iseed Khoury, 1975, 1976, 1977  
 Darvin Kidsy, 2013, 2014, 2015  
 Don King, 1977, 1978  
 Garry King, 1973, 1975, 1976, 1977  
 Leon King, 1957  
 Bill Kirbie, 1959, 1960, 1961  
 Kaydon Kirby, 2013, 2014, 2015  
 David Kirk, 1973, 1975  
 Frank Klein, 1957, 1958, 1959  
 Harold Knight, 1963  
 Jeremy Knott, 2008, 2009  
 Sidney Knowles, 1922, 1923, 1924  
 Wenton Knowles, 1932, 1934  
 Markeith Knowlton, 2001, 2002, 2003, 2004  
 Brad Koch, 1990, 1991  
 Marc Koke, 1995, 1996, 1997  
 Troy Kokjohn, 2008, 2009, 2010, 2011  
 Mickey Koonce, 1954, 1955  
 Ted Koonce, 1940, 1941  
 Kail Krider, 2007  
 J.B. Kuehl, 1942  
 Julian Kuehl, 1946, 1948  
 Dennis Kuithe, 1980, 1981, 1982, 1983  
 Herb Kunz, 1991  
 Rich Kuranda, 1988  
 Larry Kuykendall, 1973, 1974  
 Roy Kyle, 1940

↳ L

Dennis Lackey, 1967  
 Dan LaGrasta, 1951, 1952, 1953  
 Charles Laine, 1951, 1952, 1953  
 Bill Lalicker, 1945, 1946, 1947, 1948  
 Bill Lammes, 1949, 1950  
 David Lancaster, 1961  
 Chris Land, 2000  
 Charles Langford, 1919, 1920  
 James Langston, 1986, 1987  
 Bobby Lankford, 1951

Melvin Lark, 1976, 1977, 1978, 1979  
 Bill Lawhorn, 1949, 1950  
 Jack Lawless, 1949, 1950  
 Pete Lawless, 1947, 1948  
 Frank Lawlis, 1960, 1961  
 Clark Lawrence, 1972, 1973  
 Michael Lawrence, 2016  
 James Leatherwood, 1964  
 Greg Lee, 1984, 1985  
 Lairamie Lee, 2011, 2012, 2013, 2014  
 Laymonde Lee, 1995, 1996, 1997, 1998  
 Marlon Lee, 1999, 2000  
 Robbie Legg, 1985, 1986, 1987, 1988  
 William LeMasters, 2016  
 Jim Lemming, 1977, 1978, 1979, 1980  
 Dennis Lemmons, 1973, 1974  
 Cyril Lemon, 2011, 2012, 2013, 2014  
 Nick Leppo, 2010  
 Wilmer Levels, 1969, 1970  
 Ralph Lewerenz, 1982, 1982, 1983  
 B. J. Lewis, 2007, 2009, 2010  
 Dhathi Lewis, 1996, 1997  
 George Lewis, 1976, 1977  
 Glenn Lewis, 1977, 1978  
 Henry Lewis, 1925  
 Reginald Lewis, 1975, 1976, 1977, 1978  
 Robert Lewis, 2012, 2013  
 Eric Lichty, 2007  
 Peter Linck, 1962, 1963, 1964  
 Alexander Lincoln, 2011, 2012, 2013, 2014  
 Dick Lindsay, 1945, 1946, 1947, 1948  
 Jay Linville, 1982, 1983  
 Dylan Lineberry, 2004, 2005, 2006  
 Bernie Little, 1974, 1975, 1976  
 Ret Little, 1967, 1968, 1970  
 Phillip Littlejohn, 1995, 1996, 1997, 1998  
 James Littlepage, 1961, 1962, 1963  
 Jeff LoCaste, 1977, 1978, 1979  
 Carl Lockhart, 1962, 1963, 1964  
 Tim Loftin, 1975, 1976, 1977  
 Bob London, 1928, 1929, 1930  
 Jack London, 1920  
 Audie Long, 1963, 1964, 1965  
 Rondy Long, 1990  
 Roy Loren, 2006  
 Alex Lott, 2008, 2009, 2010  
 Andy Lott, 1998, 1999  
 David Lott, 1954, 1955, 1956  
 John Lott, 1984, 1985  
 John Love, 1965, 1966  
 Chris Loving, 2014, 2015  
 Loyd Lowe, 1948, 1949, 1950  
 Weldon Lucas, 1929, 1930  
 Noel Luna, , 2007  
 H.H. Lundon, 1921  
 Jarrod Lynn, 2014, 2015  
 Richard Lynn, 1919  
 Greg Lyssy, 1980, 1981, 1982

↳ M

Greg Mabra, 1991  
 Blake Macek, 2013, 2014, 2015  
 Dominique Mackey, 2001, 2003, 2004  
 Marshall Magill, 1913, 1914  
 Dave Maggard, 1932, 1933  
 David Magnenat, 1960, 1961, 1962  
 Colt Mahan, 2006, 2007, 2008  
 Mitch Maher, 1991, 1992, 1993, 1994  
 Cannon Maki, 2015, 2016  
 Henderson Malone, 1931, 1932  
 Onel Malone, 1928, 1929  
 Ed Maltony, 1954, 1955  
 Roderick Manning, 1986, 1987, 1988  
 Rogdrick Manor, 1994, 1995  
 Michael Marr, 1967, 1968, 1969  
 George Marshall, 2000, 2001, 2002  
 Gordon Marshall, 1975  
 Jamal Marshall, 2012, 2013, 2014, 2015  
 Mike Marshall, 2011, 2012, 2013  
 Cecil Martin, 1947, 1948, 1950  
 Elbert Martin, 1931  
 Jarrod Martin, 1998  
 Paul Martin, 1974, 1975, 1976, 1977

Roger Martin, 1934, 1935, 1936  
 Wesley Martin, 1937  
 J.D. Martinez, 1987, 1988, 1990  
 Ernie Marvel, 1948, 1949, 1950, 1951  
 Daryl Mason, 2012, 2013, 2014  
 Corie Massey, 2000, 2002  
 Johnny Mata, 1966, 1967  
 Jeremi Mathis, 2009  
 Travis Matlock, 2000  
 Greg Matthews, 1990, 1991, 1992, 1993  
 Paul Matthews, 1934  
 Jason May, 2003, 2005  
 Sean Mayes, 1990, 1991, 1992, 1993  
 Dan McAlister, 1918, 1919, 1920  
 Cougar McBride, 2001  
 Fred McCain, 1945, 1946, 1947, 1948  
 Kishawn McClain, 2014, 2015, 2016  
 Bob McClendon, 1951, 1952  
 Sam McClure, 1926, 1927, 1929, 1930  
 Benny McCollum, 1959, 1960  
 L.L. McCombs, 1924, 1925  
 D'Leon McCord, 2010, 2011  
 Brandon McCoy, 2010, 2011, 2012, 2013  
 Steve McCoy, 1969  
 Glen McCracken, 1915, 1918  
 Loren McCray, 1919, 1920, 1921  
 Maurice McCray, 1922, 1923, 1924  
 James McCurin, 1977, 1978  
 James McDaniel, 1938, 1939, 1940  
 Kevin McDaniel, 1991  
 Ed McDonald, 1969, 1970  
 Danny McElroy, 1982, 1983  
 Ray McFarland, 1980  
 Gordon McFeders, 1984, 1985, 1986, 1987  
 Ray McGallion, 1949, 1950, 1951  
 Don McGee, 1999, 2000, 2001, 2002  
 Randal McGee, 1949, 1950  
 John McGill, 1988, 1989, 1990  
 Bill McGinnis, 1960  
 Charlie McGinty, 1951, 1952, 1953  
 David McGinty, 1986, 1987, 1988  
 Efreem McGowan, 1981, 1982, 1983  
 Broderick McGrew, 1996, 1997, 1998, 1999  
 James McIngvale, 1972, 1973  
 Elijah McIntyre, 2016  
 Leland McIntyre, 1939, 1940  
 Chris McIver, 1999, 2000, 2001, 2002  
 Don McIver, 2000  
 Dwyer McKeith, 1997  
 Shawn McKinney, 2013  
 Vertis McKinney, 1994, 1995  
 LaDarrin McLane, 1997, 1998, 1999, 2000  
 Shane McLaughlin, 1991, 1993, 1994, 1995  
 Mitch McManus, 1981, 1982, 1983  
 Russell McMillan, 1990, 1991, 1992  
 Arther McNac, 2003, 2004  
 Darrien McNair, 2015  
 Mark McNeely, 1978  
 Jim McNeill, 1927  
 Ned McNeill, 1945, 1946, 1947, 1948  
 Andrew McNulty, 2011, 2014, 2015  
 Bill McWatters, 1962  
 Lloyd McWhirter, 1941  
 Daniel Meager, 2005, 2006, 2007, 2008  
 Matt Menard, 2007, 2008  
 Derek Mendoza, 2004, 2005, 2006, 2007  
 Trever Merrell, 2016  
 Tony Merriwether, 1980, 1981, 1982, 1983  
 Leonard Mershon, 1937, 1938  
 Tom Middaugh, 1984, 1985, 1986, 1987  
 Albert Mikeska, 1941, 1941  
 Chris Miles, 2015, 2016  
 Ben Miller, 2000, 2001, 2002  
 Carl Miller, 1922, 1923, 1924, 1925  
 Chris Miller, 2002, 2003, 2004, 2005  
 Drew Miller, 2011, 2012, 2013  
 Don Miller, 1976  
 Jackie Miller, 1971  
 Joseph Miller, 2005, 2006, 2007, 2008  
 Kevin Miller, 1985, 1986, 1987, 1988  
 Ron Miller, 1976  
 Chuck Mills, 1968, 1969  
 Jason Mills, 1994, 1995  
 Andy Milum-Lott, 1998



Calvin Minor, 2014, 2015, 2016  
 Mike Minter, 1984, 1985  
 James Mitchell, 2003, 2004, 2005, 2006  
 Julius Mitchell, 1976, 1977, 1978, 1979  
 Mark Mitchell, 1994  
 Joe Milton, 1969, 1970  
 Joey Missildine, 1991, 1992  
 Shields Mitchell, 1949  
 Walter Mitchell, 1937, 1938  
 James Moffitt, 1969  
 Mark Molamphy, 2001  
 Art Molina, 1981-82  
 Chris Moncrief, 1972  
 Brandon Monroe, 2004, 2005, 2006, 2007  
 Byron Monroe, 2013  
 Charles Monroe, 1987, 1988, 1989, 1990  
 Cam Montgomery, 2008, 2009  
 Carl Montgomery, 1941  
 Corbin Montgomery, 1997, 1998  
 Jalen Montgomery, 2015  
 Wes Montgomery, 1987, 1988  
 Health Moody, 1997, 1998, 1999, 2000  
 Monty Moon, 1984, 1985, 1986, 1988  
 Barry Moore, 1968, 1969  
 Ben Moore, 1952, 1953  
 Curtis Moore, 1965, 1967  
 Elbert Moore, 1927, 1928  
 Jameel Moore, 2016  
 James Moore, 1962, 1963, 1964  
 John C. Moore, 1918  
 J.D. Moore, 1931, 1932  
 Kevin Moore, 2003, 2004  
 Red Moore, 1917  
 Rodney Moore, 1981, 1982, 1983  
 Sid Moore, 2014, 2015, 2016  
 Trevor Moore, 2014, 2015, 2016  
 U.G. Moore, 1928  
 Thomas Moreland, 2007  
 David Morgan, 1997, 1998, 1999  
 Velton Morgan 1989, 1990  
 Alec Morris, 2016  
 David Morris, 1977, 1978, 1979, 1980  
 Peter Morriss, 1973, 1975, 1976  
 Marty Morrison, 1976, 1977, 1978, 1979  
 Andre Mosely, 1980, 1981, 1982, 1983  
 Wendall Mosely, 1990, 1991  
 Dale Moses, 1979, 1980, 1981, 1982  
 Micah Mosley, 2007, 2008, 2009, 2010  
 Bill Moss, 1959  
 Howard Moss, 1973, 1974, 1975  
 Wayne Mueller, 1961, 1962, 1963  
 Jeff Muenchow, 1999, 2000, 2001, 2002  
 Garvin Mugg, 1942  
 Khairi Muhammad, 2016  
 Troy Mullins, 1932, 1933  
 Durwood Mumford, 1941, 1947  
 Scott Murphy, 1995, 1996  
 Charles Murray, 1977, 1978  
 Jordan Murray, 2015, 2016  
 Tom Murskie, 1964, 1965  
 Milton Musick, 1942  
 Zachary Muzzy, 2004, 2005, 2006  
 Roy Myers, 1968, 1969  
 Terence Myracle, 1926  
 Williams Myers, 1918, 1919, 1920, 1925

### ↳ N

Boyce Nall, 1938, 1939, 1940  
 Paul Nance, 1979, 1980, 1981, 1982  
 Chris Neal, 2007, 2008, 2009  
 David Neale, 1964, 1965  
 Butch Neasley, 1967, 1969  
 Brian Nelson, 2007  
 Gordon Nelson, 1963  
 John Ed Nelson, 1964  
 Kendell Nelson, 1984, 1985, 1986, 1987  
 Tommy Nelson, 1971  
 Chris Nevins, 2003, 2004  
 Roy Newman, 1951, 1953  
 Jonathan Newton, 1978, 1979  
 James Nichols, 1932, 1933, 1934  
 Winton Noah, 1924, 1925, 1926  
 Damion Nobles, 2003, 2004

H.C. Nolte, 1942  
 Levene Norman, 1972, 1973  
 Ed Norris, 1940  
 Latif Nurudeen, 2007, 2008  
 Richard Nutt, 1947, 1948  
 Joel Nwigwe, 2002, 2003, 2005, 2006  
 Tobe Nwigwe, 2006, 2008, 2009  
 Larry Nyquist, 1956

### ↳ O

K.C. Obi, 2009, 2010, 2011, 2012  
 Jimmy Odoms, 1975, 1976, 1977, 1978  
 Walter O'Farrell, 1949, 1950  
 Bill Oglesby, 1942, 1945, 1946, 1947  
 E.O. Oglesby, 1914, 1915  
 Ford Oglesby, 1913, 1914, 1915  
 Jamize Olawale, 2010, 2011  
 Zach Olen, 2010, 2011, 2012, 2013  
 Mike Oliphant, 1976, 1977, 1978, 1979  
 Joe Oliver, 1958, 1959, 1960  
 Ivan Oliver, 1922, 1923, 1924  
 Ken O'Neill, 1971, 1972  
 Sutton Orenbaum, 1940, 1941  
 Austin Orr, 2013, 2014, 2015  
 Zach Orr, 2010, 2011, 2012, 2013  
 Brent Osborn, 2012  
 Chris Osborne, 1979  
 Michael Outlaw, 2009, 2011  
 Bobby Owen, 1972, 1973, 1974, 1975  
 Ed Owens, 1984, 1985, 1986, 1987  
 Sam Owusu-Hemeng, 2007, 2008, 2009

### ↳ P

Sam Pack, 1972  
 Alex Pahulu, 2000, 2001  
 Jerry Pair, 1959  
 Ron Paris, 1998, 1999, 2000, 2001  
 Sam Parker, 2000, 2001  
 Walt Parker, 1938, 1939  
 W.E. Parker, 1938  
 Willie Parker, 1969, 1970  
 Montrell Parks, 2001, 2002  
 Terry Parks, 1959, 1960  
 Zane Paschall, 1985, 1986, 1987, 1988  
 Ephraim Patterson, 2005  
 Vince Patterson, 1996, 1997, 1998, 1999  
 Zach Paul, 2013  
 Bryan Paxton, 1989, 1990  
 Crillon Payne, 1938, 1939  
 Robert Peachey, 2006  
 Jeremy Pearl, 2001, 2002, 2003  
 Charles Peck, 1967  
 Erric Pegram, 1988, 1989, 1990  
 Homer Pegram, 1933, 1934, 1935  
 Reggie Pegram, 2013, 2014  
 John Pegues, 1974  
 Shelton Pendarves, 1971, 1972, 1973  
 Robert Penn, 1988  
 A. J. Penson, 2007, 2008, 2009, 2010  
 Robert Pentecost, 1936  
 Arthur Perkins, 1959, 1960, 1961  
 James Perry, 1978, 1979, 1980  
 Corry Pertile, 1997, 1998, 1999, 2000  
 Fred Pertile, 1997, 1998, 1999, 2000  
 Steve Petcavage, 1976  
 Mylam Peters, 2016  
 Andre Phillips, 1996, 1997, 1998  
 Cecil Phillips, 1939  
 James Phillips, 1936  
 Jeremy Phillips, 2009, 2010, 2011, 2012  
 Kevin Phillips, 1986, 1987  
 Kim Phillips, 1986, 1987, 1988  
 Matt Phillips, 2005, 2006, 2007, 2008  
 Rudolph Phillips, 1977, 1978, 1979, 1980  
 Jerry Pickens, 1983  
 Paul Pierson, 1931, 1932, 1933  
 Mike Pirkle, 1960, 1961, 1962  
 Steve Piskor, 1990, 1991  
 Chase Pistole, 2005  
 Rex Pitts, 1965  
 Lynrick Plesant, 2011, 2012, 2013  
 Sam Pogue, 1949, 1950, 1951  
 Chad Polk, 2012, 2013, 2014, 2015

T.A. Pollan, 1920, 1921, 1925  
 Matt Ponce, 2009  
 Gene Pool, 1985, 1986, 1987, 1988  
 Lawrence Pool, 1929, 1930  
 Marcell Porter, 2015  
 Ted Pospisil, 1967, 1968  
 James Potts, 1913, 1914  
 Tommie Powell, 1971  
 Frank Powers, 1940, 1941  
 Andrew Power, 2011, 2012  
 J.W. Powladge, 1914  
 Ashton Preston, 2015, 2016  
 Bobby Price, 1961, 1962  
 Greg Price, 1993, 1994  
 Tom Price, 1964, 1965, 1966  
 Larry Priestley, 1965  
 Walter Priestley, 2001, 2002, 2003, 2004  
 Daniel Prior, 2009, 2010, 2011, 2013  
 Perry Pruett, 1968, 1969, 1970  
 Michael Pruitt, 2003, 2004  
 Sky Pruitt, 2004, 2005, 2006  
 Joe Mack Pryor, 1957, 1958  
 Jim Puryear, 1952, 1953  
 John Pyszynski, 1970, 1971

### ↳ Q

Charles Qualls, 1949, 1950, 1951  
 Mark Quinlan, 1968, 1969  
 Johnny Quinn, 2003, 2004, 2005, 2006

### ↳ R

Howard Ramey, 1957  
 Kelly Ramsey, 1995  
 Steve Ramsey, 1967, 1968, 1969  
 J.R. Randle, 1999, 2000, 2001, 2002  
 Willie Ransom, 2005  
 David Ray, 1975, 1976, 1977  
 Glen Ray, 1975, 1976  
 Justin Ray, 1993, 1994, 1995, 1996  
 Bob Reams, 1947, 1948  
 Jay Record, 1980, 1981  
 Troy Redwine, 1993, 1994, 1995  
 Beasley Reece, 1973, 1974, 1975  
 Charles Reece, 1990, 1991  
 Dan Reeder, 1981, 1982, 1983  
 DeWayne Reeder, 1984, 1985  
 Gene Reese, 1967  
 Tony Reese, 1965, 1968  
 Barrett Reeves, 1942  
 Otis Reeves, 1935, 1937  
 Wylie Reinhardt, 2014, 2015, 2016  
 Brett Renfro, 1993, 1994, 1995, 1996  
 Dean Renfro, 1951, 1952, 1953  
 John Renfro, 1954, 1955  
 Ray Renfro, 1949, 1950, 1951  
 Zene Renfro, 1979, 1980, 1981, 1982  
 Ryan Rentfro, 2014, 2015  
 Rex Repass, 1934, 1935, 1937  
 Tye Rexrode, 2006  
 Mac Reynolds, 1954, 1955, 1956  
 Ralph Reynolds, 1951, 1952  
 Mike Rhone, 1984, 1985, 1986, 1987  
 Clay Rice, 1928  
 Don Rice, 1971  
 Ronny Rice, 1957, 1958, 1959  
 Sam Rice, 2015, 2016  
 Jeff Richards, 1930  
 Bobby Richardson, 1960  
 Marvin Richardson, 1982, 1983  
 Paul Richardson, 1942  
 Charles Ricks, 1937, 1938  
 Chris Ridgeway, 2000  
 Louis Rienzi, 1945, 1946, 1947, 1948  
 James Riggs, 1939, 1940  
 Frank Riley, 1922, 1923, 1926  
 Ron Riley, 1996, 1997  
 Todd Rimbey, 1995, 1996  
 Johnnie Riola, 1938, 1939, 1940  
 Dallas Rish, 1930, 1932, 1933  
 Thomas Ritchey, 1966  
 John Roady, 1922, 1923  
 Ralph Roberson, 1985, 1986, 1987, 1988  
 Ray Roberson, 1949, 1950

Sam Roberson, 2008, 2009  
 Craig Robertson, 2007, 2008, 2009, 2010  
 Ed Robertson, 1946  
 Evan Robertson, 2006  
 Donald Robinson, 1935  
 Foster Robinson, 1913  
 Jerry Robinson, 1972  
 Jarrian Roberts, 2013, 2014, 2015, 2016  
 Nathan Roberts, 2000  
 Taylor Robinson, 2016  
 Willie Robinson, 2015, 2016  
 Jeff Rodgers, 1997, 1998, 1999, 2000  
 A.B. Rogers, 1933  
 Bill Rogers, 1949, 1950, 1951  
 James Roller, 1977  
 Rex Rollins, 2013, 2015  
 Scott Rollins, 1997, 1998, 1999  
 Ewyn Roman, 2007  
 Ronnie Romike, 1963, 1964, 1965  
 Chad Rose, 2005, 2006, 2008  
 Morris Rose, 1958, 1959  
 Steve Rose, 1965, 1968  
 Draylen Ross, 2006, 2008, 2009, 2010  
 Richard Ross, 1978  
 Forrest Rucker, 2009  
 Nick Ruggerie, 1940  
 Ramon Ruiz, 1956  
 Tommy Runnels, 1952, 1953, 1954  
 James Russell, 1965, 1966, 1967  
 Jerry Russell, 1956, 1957  
 Kyle Russo, 2008  
 O'Keeron Rutherford, 2015, 2016  
 Earl Rutledge, 1913, 1914  
 Bill Ryan, 1961, 1962, 1963  
 John Ryan, 2000, 2001, 2002

### ↳ S

Jay Saad, 1982, 1983  
 Steve Sakis, 1972  
 Kregg Sanders, 1987, 1988  
 Robert Sanders, 1964, 1965  
 Esteban Santiago, 2007, 2008, 2009, 2010  
 Kendrick Sapp, 1996, 1997, 1998, 1999  
 Konockus Sashington, 2012  
 Hurles Scales, 1971, 1972  
 John Schilleci, 2013, 2014, 2015, 2016  
 Johnny Schindler, 1984, 1985  
 Herbert Schulze, 1960, 1961, 1962  
 Paul Schulze, 1980, 1981, 1982  
 Casey Schutza, 2010, 2011  
 Fred Scott, 2013, 2014, 2015, 2016  
 Clare Seay, 1931, 1932  
 Gayle Sebastian, 1933  
 Bryant Seidle, 2006, 2008, 2009  
 J.R. Selexman, 1990  
 W.B. Self, 1942  
 Ken Selph, 1961, 1962, 1963  
 Fritz Shankles, 1915  
 Ronnie Shanklin, 1967, 1968, 1969  
 Joe Sharp, 1942  
 Dennis Shaw, 1954, 1955  
 Jerrell Shaw, 1957, 1958  
 Bruce Shaw, 1942  
 Rick Shaw, 1971, 1972, 1973  
 Floyd Shawver, 1929, 1931  
 Bill Sheffield, 1938, 1939, 1940  
 Charles Shepard, 1951, 1952, 1953, 1954  
 John Shepherd, 1974  
 DeWayne Sheppard, 1987, 1988  
 Robert Sheppard, 1934, 1935, 1936  
 Jim Sherburn, 1956, 1957, 1958  
 Strickland Shoefner, 1941  
 Harold Shoemaker, 1936, 1942  
 Johnny Shoemaker, 1936, 1938  
 Michael Shook, 1967, 1968  
 John Shorter, 2008, 2009, 2010, 2011  
 Phil Shotland, 1971, 1972, 1973  
 Paul Shotwell, 1975, 1976, 1977  
 Dan Shurley, 1992, 1993  
 Fred Sigler, 1928, 1929  
 Luis Silva, 1991, 1992, 1993, 1994  
 Bruce Simmons, 1957, 1958  
 James Simmons, 1922, 1923, 1924  
 Charles Simpson, 1981, 1982, 1983



Ilias Simpson, 2003, 2004  
 Richard Sims, 1984, 1985  
 Walter Sims, 1976, 1977, 1978  
 Mike Sizelove, 1981, 1983  
 Ted Sizemore, 1920  
 George Skipper, 1954  
 Fred Slack, 1921, 1922, 1923, 1924  
 Phillip Slater, 1956, 1957  
 Rudolph Smart, 1927, 1928  
 Ted Smart, 1926  
 Turner Smiley, 2014, 2015, 2016  
 A.J. Smith, 2015  
 Andrew Smith, 2002, 2003  
 Basil Smith, 1942  
 Bert Smith, 1917  
 Brad Smith, 1993, 1994  
 Brian Smith, 1994, 1995  
 Bobby Smith, 1961, 1962, 1963  
 Charlie Smith, 1978, 1979, 1980, 1981  
 DaMarcus Smith, 2015  
 Dan Smith, 1959, 1961  
 Darnell Smith, 2012, 2013  
 Don Smith, 1954, 1955, 1956  
 Ellery Smith, 1990  
 Garry Smith, 1974, 1975  
 Gary Smith, 1975, 1976, 1977  
 Ira Smith, 2009, 2010  
 Isaiah Smith, 2007, 2008  
 James Smith, 1970, 1971  
 James F. Smith, 1945, 1946, 1947, 1948  
 J.T. Smith, 1974, 1975, 1976, 1977  
 Kelvin Smith, 2016  
 Ken Smith, 1975, 1976, 1977  
 LaJaylin Smith, 2012  
 Larry Smith, 1974, 1975  
 Lou Smith, 1986, 1987, 1988  
 Marcus Smith, 2013, 2014, 2015  
 Mark Smith, 1980  
 Raymond Smith, 1929, 1930, 1931  
 Royce Smith, 1973, 1976  
 Tanner Smith, 2011, 2012, 2013, 2014  
 Todd Smith, 1983, 1984, 1985  
 Tommy Smith, 1954, 1955  
 Whit Smith, 1979, 1980  
 John Sneed, 1954, 1955  
 C.B. Snyder, 1920  
 Harrison Sorge, 2015  
 Weston Squire, 2009, 2010, 2011  
 Cecil Sountagg, 1931, 1932  
 Mike South, 1990, 1991  
 Bill Spencer, 1966  
 Cody Spencer, 2000, 2001, 2002, 2003  
 Richard Spencer, 1966  
 Thomas Spencer, 2000  
 Truman Spencer, 2005, 2006, 2007, 2008  
 Brad Spinks, 1993, 1994, 1995, 1996  
 Charles Sportsman, 1924, 1925  
 Carl Sprock, 1983, 1984, 1985  
 Spencer Stack, 1999, 2000, 2001  
 Tom Standifer, 1914  
 Sammy Stanger, 1957, 1958, 1959  
 Bobby Stansel, 1954  
 C.H. Starnes, 1913, 1914  
 John Starnes, 1981, 1982, 1983  
 Steve Stephenson, 1917  
 Ron Sterling, 1998, 1999  
 Joe Stevenson, 1978, 1979, 1980  
 Montey Stevenson, 2004, 2005, 2006, 2007  
 Doug Stewart, 1954  
 Jonathan Stewart, 2007, 2008  
 Matt Stewart, 1980, 1981, 1982  
 Lawrence Stickland, 1951, 1952  
 Brock Sticker, 2005, 2006, 2007, 2008  
 Billy Still, 1995, 1997  
 Michael Stojkovic, 2011  
 Gaines Stovall, 1963, 1964  
 Johnnie Stovall, 1934, 1935  
 P.B. Stovall, 1935, 1936  
 Bob Stout, 1972, 1973  
 Tyler Stradford, 2010  
 Jim Stuart, 1949, 1950  
 Arthur Stubblefield, 2007  
 Mike Sturm, 1969  
 Jerry Suhler, 1965, 1966, 1967

Steve Sullivan, 1969, 1970, 1971  
 Larry Sullivant, 1960, 1961, 1962  
 Nicholas Summerfield, 2012  
 Lloyd Sutton, 1970  
 Willard Sutton, 1933, 1934, 1935  
 Lawrence Svehlak, 1961, 1962  
 Wendell Swann, 1949, 1950  
 Sammy Swierc, 1974, 1975, 1976  
 Jim Swords, 1968, 1969  
 Marquis Sykes, 2007, 2008

## ↳ T

Jimmie Tallant, 1935, 1936  
 Elmer Tampke, 1924, 1926, 1927, 1928  
 R.A. Tampke, 1921  
 Jarrell Tarpley, 1984, 1985, 1987, 1988  
 Ed Tasby, 1970, 1971  
 Arichie Tatum, 1980  
 Kiev Tatum, 1987, 1988  
 T.J. Tauaalo, 2015, 2016  
 Tony Taveras, 2007  
 Leo Taylor, 1968, 1969  
 Weldon Taylor, 1933, 1934, 1935  
 Willie Taylor, 2009, 2010, 2011  
 Harold Teal, 1954, 1955  
 Kerry Tecklenburg, 1980, 1981, 1982, 1983  
 Derrick Teegarden, 2013, 2014  
 Darius Terrell, 2013, 2014  
 Darrell Terrell, 1978, 1979, 1980  
 George Terrell, 1951  
 Scott Terry, 1991  
 Weston Thaggard, 2002, 2003, 2004  
 Theon Thetford, 1957, 1958  
 Isaac Thomas, 2005, 2006, 2007, 2008  
 Jalen Thomas, 2016  
 Jamario Thomas, 2004, 2005, 2006, 2007  
 Larry Thomas, 1962, 1963, 1964  
 Mike Thomas, 1999  
 Richard Thomas, 1990  
 Stan Thomas, 1993, 1994  
 Kevin Thomes, 1986, 1987  
 Derek Thompson, 2009, 2011, 2012, 2013  
 Doyle Thompson, 1930  
 Micah Thompson, 2013, 2014, 2015  
 Mike Thompson, 1982, 1983  
 Thaddeous Thompson, 2015, 2016  
 Wade Thompson, 1925, 1926  
 James Thorne, 1971  
 Michael Thrash, 2002, 2003  
 Matt Tiemann, 1984  
 Oran Tipps, 1918  
 Andy Todd, 1990, 1991, 1992, 1993  
 Matt Tomlinson, 2009, 2010, 2011  
 Ray Toole, 1956, 1957  
 F.H. Toombs, 1915  
 Trent Touchstone, 1988, 1989  
 Marcus Trice, 2012, 2013  
 Bob Tricks, 1969, 1970  
 Everett Truitt, 1980, 1981, 1982  
 Andrew Tucker, 2014, 2015, 2016  
 Glenn Tucker, 1969, 1970  
 Robert Tucker, 1966, 1967  
 Nathan Tune, 2007, 2008, 2009, 2010  
 Charles Turner, 1935, 1936  
 Darius Turner, 2016  
 R.E. Turner, 1925  
 Reginald Turner, 1973  
 Matt Turney, 1999, 2000, 2001, 2002  
 Jeff Tutson, 1988, 1989, 1990

## ↳ U

Wayne Ulmer, 1962

## ↳ V

Greg Van Ness, 1973  
 Don Vardell, 1966, 1967, 1968  
 Les Varner, 1973  
 Jack Vaughn, 1931, 1932, 1933  
 George Veit, 1952, 1953, 1954  
 Adam Venegas, 2005, 2006, 2007  
 Gene Verkerk, 1951, 1952  
 Ray Verkerk, 1951, 1952, 1953

Danny Vick, 1980, 1981, 1982, 1983  
 Harold Vick, 1937  
 Brian Vickers, 1961  
 Don Vickers, 1992  
 Reb Villard, 1917  
 Leon Vinyard, 1937, 1938, 1939  
 Giovanni Vizza, 2007, 2008

## ↳ W

Robert Waddle, 1994, 1995, 1996, 1997  
 James Wade, 1963, 1964, 1965  
 Sheldon Wade, 2013, 2014  
 Jack Wages, 1954  
 A.J. Waight, 1964  
 Bruce Walker, 1990, 1991  
 De Walker, 1937, 1938, 1939  
 Doyle Walker, 1939, 1940  
 Joe Walker, 1984, 1985, 1986, 1987  
 Marvin Walker, 1979, 1980, 1981, 1982  
 Prentiss Walker, 1929, 1930, 1932  
 Reece Walker, 1991  
 Tony Walker, 1989, 1990  
 Wayne Walker, 1990, 1991, 1992, 1993  
 Anthony Wallace, 2014, 2015  
 Charles Wallace, 1964  
 Henry Wallace, 1924  
 Robert Wallace, 1964, 1965  
 Sir Calvin Wallace, 2014, 2015  
 James Walton, 1989, 1990  
 David Warehime, 1982, 1983  
 Frank Ward, 1989, 1990  
 Freddie Warner, 2011  
 Garland Warren, 1954, 1955, 1956  
 Justin Warren, 1999, 2000  
 Steve Warren, 2005, 2006, 2008, 2009  
 Shawn Wash, 1987, 1988, 1989, 1990  
 Burks Washington, 1975, 1976, 1977, 1978  
 Fred Washington, 1966, 1967  
 Ken Washington, 1974, 1975, 1976, 1977  
 Korey Washington, 2006, 2007  
 Lorenza Washington, 1992, 1993, 1994, 1995  
 Brian Waters, 1995, 1996, 1997, 1998  
 Maurice Waters, 1942  
 Dan Watson, 1995, 1996  
 Dutton Watson, 2014  
 Terry Watson, 1994, 1995  
 Bobby Way, 1957, 1958, 1959  
 Fred Way, 1952, 1953  
 Aaron Weathers, 2005, 2006, 2007  
 Bill Weaver, 1959, 1960, 1961  
 John Weber, 2010  
 Mendel Weiss, 1994, 1995  
 Jeff Webb, 1974, 1975  
 Phil Wells, 1966, 1968  
 Steve Wells, 1977, 1978, 1979  
 Bill Wendler, 1972, 1973, 1974  
 Bernard West, 1977, 1978, 1979  
 Damon West, 1995  
 I.M. West, 1918, 1920, 1921  
 Phil West, 1986, 1987  
 W.B. West, 1921  
 Walter West, 1925  
 Joshua Wheeler, 2016  
 Ray Whisenhunt, 1916, 1922, 1923  
 Danny Whitaker, 1976, 1977, 1978, 1979  
 Charles White, 1990, 1991, 1992  
 Dee White, 1992, 1993, 1994  
 Donald White, 1993, 1994, 1995  
 Kyle White, 2009  
 Lance White, 1984, 1985, 1986  
 Robert Whitehead, 1998, 1999, 2000  
 A.D. Whitfield, 1962, 1963, 1964  
 Zac Whitfield, 2012, 2013, 2014, 2015  
 Felton Whitlow, 1945, 1946, 1947  
 Lewis Whitson, 1958, 1959, 1960  
 Ralph Widacki, 1962, 1963  
 Derrick Wiggins, 1987, 1988  
 Ja'Quay Wilburn, 1997, 1998, 1999, 2000  
 Terrence Wilburn, 1995  
 J.A. Wilkerson, 1917, 1921  
 Keith Wilkerson, 1989, 1990, 1991, 1992  
 Michael Wilkerson, 1973, 1974, 1975, 1976  
 Walter Wilkerson, 1918

Wayne Wilkins, 1968  
 Collin Williams, 1974, 1975  
 Craig Williams, 1986, 1987, 1988  
 Dajon Williams, 2014  
 Darien Williams, 2008, 2009  
 Darrell Williams, 1996, 1997, 1998, 1999  
 Freck Williams, 1920  
 John Williams, 1947, 1948  
 Mit Williams, 1913  
 Pete Williams, 1968  
 Steve Williams, 1985  
 Victor Williams, 1966, 1967  
 Welby Williams, 1939, 1940  
 Ray Williamson, 1960, 1961  
 Homer Willis, 1922, 1923  
 Eugene Wilson, 1931, 1932, 1933  
 Jamaal Wilson, 2010, 2011  
 James Wilson, 1980, 1981, 1982, 1983  
 Jeffery Wilson, 2014, 2015, 2016  
 Jimmy Wilson, 1954, 1955  
 Kelon Wilson, 1994, 1995, 1996  
 Neal Wilson, 1964  
 Noel Wilson, 1928, 1930, 1931  
 Tyler Wilson, 2016  
 Woodrow Wilson, 1934, 1935, 1936  
 Woody Wilson, 2006  
 Ernest Winfrey, 1954  
 Brad Winn, 1997, 1998  
 Albert Wirz, 1931, 1932, 1933  
 Lee Wise, 1952  
 John Withers, 1973  
 Mark Witte, 1979, 1980, 1981, 1982  
 Paul Wleczyk, 1980, 1981, 1982  
 Jimmy Wolff, 1965  
 Greg Womble, 1979, 1980  
 Royce Womble, 1949, 1950  
 David Wood, 1978, 1979, 1980  
 Eugene Wood, 1940, 1941  
 Glen Wood, 1949, 1950  
 Aaron Woodard, 1996, 1997  
 Steve Woodard, 1987, 1988  
 Billy Woods, 1966  
 Elmer Woods, 1924  
 Fred Woods, 1969, 1970, 1971  
 Sears Woods, 1975  
 Detriion Woodson, 1996, 1997, 1998, 1999  
 Dave Woodward, 1962, 1963  
 Elex Woodworth, 2016  
 B. Wynn Wooley, 1913  
 Brad Woosley, 2000, 2001  
 Mayfield Workman, 1938  
 Avery Wright, 1993, 1994, 1995, 1996  
 Donovan Wright, 2000, 2001, 2002  
 James Wright, 1961, 1962  
 J. N. Wright, 1954, 1955, 1956  
 Ted Wright, 1931, 1932  
 Weldon Wright, 1954, 1955  
 Will Wright, 2010, 2011, 2012, 2013  
 Bob Wyatt, 1969, 1970, 1971  
 Koryee Wyatt, 2002, 2003  
 Anthony Wyche, 2016

## ↳ Y

David Yaege, 1971, 1972  
 Jim Yarber, 1974, 1975  
 Terrell Yarborough, 1932, 1933, 1934  
 Mason Y'Barbo, 2011, 2012, 2013, 2014  
 Carlos Yearwood, 1997, 1998  
 Todd Yocum, 1982, 1983  
 Shane York, 1997, 1998  
 Bill Young, 1972, 1973, 1974  
 Charles Young, 1978, 1979, 1980, 1981  
 Jay Young, 1997, 1998  
 Jerry Young, 1954, 1955, 1956  
 Roderick Young, 2015, 2016

## ↳ Z

James Zaleski, 1959, 1960  
 Nicolas Zuniga, 2000, 2001, 2002, 2003



## ↳ Pro Draftees

The initial draft was held February 8, 1936. Below are North Texas' draftees since the first draft. Free agents are also included.

Year	Name, Pos., NFL Team	Rd.	Pick	Year	Name, Pos., NFL Team	Rd.	Pick
2016	Jareid Combs, Jets	free agent		1971	Leonard Dunlap, DB, Colts	1st	26th
	Eric Keena, Jets	free agent			Willie Parker, C, SF 49ers	3rd	23rd
2014	Derek Akunne, Falcons	free agent			Wilmur Levels, DB, Browns	9th	14th
	Antonio Johnson, Jets	free agent			Tom Gipson, DT, Raiders	14th	19th
	Cyril Lemon, Saints	free agent			Glenn Tucker, LB, Redskins	16th	10th
2013	Brelan Chancellor, Chargers	free agent			Perry Pruett, DB, Patriots	free agent	
	Zach Orr, Ravens	free agent		1970	Cedric Hardman, DE, SF 49ers	1st	9th
	Marcus Trice, Bears	free agent			Ron Shanklin, WR, Steelers	2nd	2nd
2012	Lance Dunbar, RB, Cowboys	free agent			Steve Ramsey, QB, Saints	5th	22nd
	Jamize Olawale, TE, Cowboys	free agent			Glen Holloway, G, Bears	10th	1st
2011	Craig Robertson, LB, Browns	free agent			Robert Helderbran, G, Bears	16th	1st
2009	Truman Spencer, P, Chargers	free agent		1969	Joe Greene, DT, Steelers	1st	4th
2008	Brandon Jackson, WR, Chargers	free agent			Charles Beatty, DB, Steelers	7th	4th
2007	Johnny Quinn, WR, Bills	free agent			Michael Shook, DB, Redskins	13th	5th
2006	Patrick Cobbs, RB, Patriots	free agent			Billy Wood, DB, Broncos	16th	10th
2005	Adrian Awasom, DE, Giants	free agent		1968	Lindon Endsley, C, Chiefs	8th	21st
2004	Cody Spencer, LB, Raiders	6th	17th		Ed Brantley, T, Bengals	8th	27th
	Brandon Kennedy, DT, Broncos	free agent			Henry Holland, C, Falcons	9th	2nd
2002	Don McGee, DB, Cowboys	free agent			James Russell, E, Bengals	10th	27th
2001	Brad Kassell, LB, Titans	free agent		1967	Vidal Carlin, QB, Cardinals	3rd	16th
2000	Phillip Armour, OC, Colts	free agent			John Love, WR, Redskins	7th	13th
	John Baker, P, Rams	free agent		1966	Martin Kahn, T, Falcons	5th	16th
1998	Brian Waters, TE/DL, Cowboys	free agent			Bob Sanders, C, Falcons	9th	1st
1996	Toby Gowin, P, Cowboys	free agent		1965	Jim Moore, LB, Lions	12th	11th
1995	Anthony Bridges, DB, Cardinals	6th	34th		Carl Lockhart, DB, Giants	13th	1st
1992	Tomur Barnes, CB, Oilers	free agent			A.D. Whitfield, FB, Cowboys	free agent	
1991	Erric Pegram, RB, Falcons	6th	6th	1964	Bobby Smith, HB, Steelers	7th	10th
	Scott Bowles, RT, 49ers	6th	26th		Bill McWatters, RB, Vikings	8th	5th
	Scott Davis, QB, Steelers	free agent			Dwain Bean, B, Packers	12th	13th
1990	Roderick Manning, Bears	free agent			Crest Whitaker, WR, Saints	free agent	
1989	Kim Phillips, DB, Saints	3rd	23rd	1963	Bob Price, G, 49ers	19th	8th
1983	Mark Witte, TE, Buccaneers	11th	18th	1962	Art Perkins, RB, Rams	4th	2nd
1982	Louis Haynes, LB, Chiefs	4th	17th		Richard Farris, G, Rams	8th	2nd
	Tony Elliott, DE, Saints	5th	3rd	1960	Abner Haynes, RB, Steelers	5th	7th
1981	Ron Battle, TE, Rams	7th	9th		Sammy Stanger, C, Rams	14th	2nd
1980	Greg Davidson, C, Oilers	free agent		1959	Ed Gray, T, Bears	11th	9th
1979	Reginald Lewis, DE., Buccaneers	3rd	22nd		Bill Carrico, G, Steelers	16th	7th
1978	J.T. Smith, WR, Chiefs/Cardinals	free agent		1958	Ray Toole, B, Cardinals	21st	1st
1976	Beasley Reece, DB, Cowboys	9th	27th		Bill Groce, B, Steelers	25th	6th
	Mel Davis, DE, Steelers	15th	28th		Garland Warren, C, 49ers	28th	10th
1975	Stan Blackmon, TE, Packers	14th	10th	1956	Dennis Shaw, E, Colts	11th	6th
1973	Hurles Scales, DB, Bengals	14th	17th		Tom Runnels, B, Rams	14th	11th
1972	Steve Sullivan, T, Jets	13th	12th	1955	Dean Renfro, B, Browns	2nd	12th
					Gene Verkerk, T, Bears	8th	10th
					Charlie McGinty, E, Cardinals	9th	1st
					Charles Shephard, B, Colts	18th	3rd
				1954	Ken Hall, E, Packers	11th	2nd
					John Cavaglieri, T, Redskins	21st	7th
					Ralph Reynolds, B, 49ers	22nd	10th
					Glenn Holtzman, T, Rams	26th	9th



# HISTORY

↳ All-Americans

Year	Name, Pos., NFL Team	Rd.	Pick
1953	Larry Strickland, C, Bears	13th	5th
	Ken Bahnsen, FB, 49ers	21st	7th
	Ray Verkirk, T, Browns	28th	10th
1952	Ray Renfro, B, Browns	4th	11th
	Bill Bishop, OT, Bears	8th	5th
	Jim Brewer, G, Eagles	16th	4th
	Lloyd Lowe, HB, Bears	free agent	
1951	Cecil Martin, B, Redskins	23rd	1st
	Quincy Armstrong, C, Giants	26th	11th
1950	Jim Eagle, C, Eagles	25th	13th
1949	R.R. Walston, G, Steelers	13th	4th
	Richard Nutt, B, Giants	18th	4th
	A.D. Cate, G, Giants	21st	5th
	Joe Abbey, DE, Bears	free agent	
1948	Jim Cooper, C, Steelers	8th	9th
	Felton Whitlow, T, Steelers	27th	8th
1943	Garvin Mugg, OT, Lions	free agent	
1933	Ted Wright, HB, Redskins		

## ↳ All-Americans

2014	Trevor Moore	Placekicker (Sports Illustrated, Freshman All-American Team)
2010	Lance Dunbar	Running Back (Honorable Mention, Sports Illustrated)
2009	Lance Dunbar	Running Back (Honorable Mention, Sports Illustrated)
2007	Casey Fitzgerald	Wide Receiver (Honorable Mention, Sports Illustrated)
2004	Jamario Thomas	Running Back (First team, CBS Sportsline; Third team, AP)
2003	Patrick Cobbs	Running Back (Honorable Mention, Sports Illustrated)
2002	Brandon Kennedy	Defensive Line (Third-team) (College Football News)
1997	John Baker	Punter (Third team, AP)
1996	Toby Gowin	Punter (Third team, AP)
1990	Scott Bowles	Offensive Line (First team, Div. I-AA)
1990	Mike Davis	Defensive Line (First team, Kodak)
1990	Byron Gross	Linebacker (First team, Div. I-AA)
1990	Bart Helsley	Punter (First team, Div. I-AA)
1988	Rex Johnson	Defensive Line (First team, Kodak)
1983	Rayford Cooks	Defensive Line (First team, Kodak)
1983	Ronnie Hickman	Defensive Line (First team, Kodak)
1982	Marvin Walker	Receiver (Second Team, AP)
1977	Walter Chapman	Defensive Line (Third-Team, AP)
1969	Cedric Hardman	Defensive Line (HM All-America)
1968	Joe Greene	Defensive Tackle (Consensus first team)
1966	John Love	Receiver (HM All-America)
1959	Abner Haynes	Halfback (Time Magazine)
1959	Bill Carrico	Guard (Williamson All-America)
1955	Don Baker	Quarterback (Third team, Little All-America)
1954	Charlie McGinty	End (Williamson All-America)
1953	Ralph Reynolds	Halfback (HM All-America)
1952	Kenneth Bahnsen	Fullback (Honorable Mention AP)
1951	Kenneth Bahnsen	Fullback (Honorable Mention AP)
1951	Quincy Armstrong	Center (First team, Williamson)
1951	Ray Renfro	Halfback (First Team AP)
1950	Jim Eagle	Guard (HM Little All-America)
1948	Richard Nutt	Halfback (Williamson)
1947	Felton Whitlow	Tackle (AP)
1946	Jim Cooper	Center (HM Little All-America)
1946	Billy Dinkle	Halfback (HM Little All-America)
1939	Johnie Riola	Quarterback (HM Little All-America)
1932	Ted Wright	Quarterback (Grantland Rice)





## ↳ All-Pro Selections

### **“Mean” Joe Greene**

Greene played for the Pittsburgh Steelers from 1969-81. He was a Pro Bowl selection 10 times and was the NFL Rookie of the Year in 1969. He recorded 66 quarterback sacks in his career and is regarded as one of the greatest defensive tackles in the history of the NFL. The anchor of the famed “Steel Curtain” defense that led the Pittsburgh Steelers to four Super Bowl titles, he was inducted into the NFL Hall of Fame in 1987. Greene was inducted into the National Football Foundation College Football Hall of Fame in 1983. He was the fourth player selected in the 1969 NFL Draft after earning All-America honors at North Texas in 1968.

### **Abner Haynes**

Haynes made his mark at North Texas as one of the first African-Americans to play college football in the southwest in 1957. He was an All-America pick in 1959 and signed with the Dallas Texans of the AFL after leading North Texas to the Sun Bowl. He was named AFL Player of the Year in 1960 and helped the Texans to the 1962 AFL Title. Haynes rushed for over 4,500 yards during his pro career and was an AFL All-Star from 1960-63. He had his number retired by the Kansas City Chiefs in 1988 and received the NCAA Silver Anniversary Award in 1985. In 2008, he was inducted into the Texas Sports Hall of Fame.

### **Brian Waters**

Waters has been one of the top offensive linemen in the NFL for several years, making four trips to the Pro Bowl and being named All-Pro twice. He was the recipient of the prestigious Walter Payton NFL Man of Year Award in 2009, being recognized for his charitable contributions in addition to his performance on the field. Waters was an undrafted free agent in 1999 before signing with and spending the majority of his career with the Kansas City Chiefs (2000-2010) while also spending time with the New England Patriots (2011) and Dallas Cowboys (2013).

### **Ray Renfro**

Renfro spent 12 years in the National Football League, all with the Cleveland Browns from 1952-1963. Renfro was a three-time selection to the Pro Bowl in 1953, 57 and 1960. He was drafted 48th overall in the 1952 NFL draft after a successful career at North Texas where he was named first team All-America running back by the Associated Press in 1951.

### **Zach Orr**

Orr was named a 2016 Associated Press Second Team All-Pro selection in just his third season in the NFL. Originally signed as an undrafted free agent, Orr combined for 30 tackles during his first two seasons in Baltimore. He burst onto the scene as a starter in 2016 and led the Ravens in tackles with 132 (91 solo), while also posting three interceptions, a forced fumble and two fumble recoveries in 15 appearances. His 132 total tackles tied for ninth-most in the NFL. Unfortunately, Orr was forced to retire at the age of 24, due to a congenital neck condition. Following a second medical opinion, ahead of the 2017 season, Orr was exploring a comeback.

### **J.T. Smith**

Smith earned his reputation in the NFL as one of the premiere punt returners of his time. Smith was selected to two Pro Bowl games and was once named first team All-Pro for his returning prowess, which he led the league with in both 1979 and 1980. He also led the NFL in receptions in 1987 as a member of the St. Louis Rams. Smith played 13 years with three different teams, including seven years with the Kansas City Chiefs, where he finished as the team’s all-time leader in punt returns.

### **Cedric Hardman**

Hardman played 12 years in the NFL, 10 with the San Francisco 49ers and two with the Oakland Raiders. Hardman was a first round draft pick (ninth overall) of the 49ers in 1970 and was a two-time Pro Bowl selection in 1971 and 1975. He is still the all-time sacks leader for the 49ers and was a member of the Raiders 1981 Super Bowl Championship team.



# HISTORY

## ↳ All-Conference Selections

### ↳ Conference USA

- 2016** Eric Keena, P (1st team)  
Kishawn McClain, S (2nd team)  
Sam Rice, OL (honorable mention)  
Jordan Murray, OL (honorable mention)  
Joshua Wheeler, LB (honorable mention)  
Eric Jenkins, CB (honorable mention)  
Nate Brooks, CB (honorable mention)  
Trevor Moore, K (honorable mention)  
Tyler Wilson, KR (honorable mention)  
Mason Fine, QB (freshman team)  
LaDarius Hamilton, LB (freshman team)
- 2015** Kaydon Kirby, OL (honorable mention)
- 2014** Derek Akunne, LB (1st team)  
Cyril Lemon, OL (1st team)  
James Jones, DB (2nd team)  
Carlos Harris, WR (honorable mention)  
Antonio Johnson, OL (honorable mention)  
Eric Keena, P (honorable mention)  
Trevor Moore, K (honorable mention)  
Chad Polk, DL (honorable mention)  
Kishawn McClain (freshman team)  
Trevor Moore, K (freshman team)
- 2013** Breelan Chancellor, KR (1st team)  
Breelan Chancellor, PR (1st team)  
Cyril Lemon, OL (1st team)  
Zach Orr, LB (1st team)  
Marcus Trice, DB (1st team)  
Aaron Bellazin, DE (1st team)  
Breelan Chancellor, WR (2nd team)  
Mason Y'Barbo, OL (2nd team)  
Richard Abbe, DT (honorable mention)  
Derek Akunne, LB (honorable mention)  
Brandin Byrd, RB (honorable mention)  
Kenny Buyers, DB (honorable mention)  
Lairamie Lee, DB (honorable mention)  
Darnell Smith, WR (honorable mention)  
Kaydon Kirby, OL (freshman team)  
Blake Macek, P (freshman team)
- ↳ **Sun Belt Conference**
- 2012** Aaron Fortberry, OL (1st team)  
Will Atterberry, P, (2nd team)  
Zach Orr, LB, (2nd team)  
Zac Whitfield, DB, (2nd team)  
Cyril Lemon, OL, (honorable mention)  
Mason Y'Barbo, (honorable mention)
- 2011** Lance Dunbar, RB (1st team)  
Matt Tomlinson, OL (1st team)  
Will Atterberry, P (1st team)  
Zach Orr, LB (2nd team)  
Brandon Akpunku, DE (2nd team)  
Cyril Lemon, OL (honorable mention)  
Breelan Chancellor, WR (honorable mention)

- 2010** Lance Dunbar, RB (1st team)  
Victor Gill, OL (1st team)  
Craig Robertson, LB (1st team)  
Esteban Santiago, OL (1st team)  
Brelan Chancellor, WR (honorable mention)
- 2009** Lance Dunbar, RB (1st team)  
Jamaal Jackson, WR (2nd team)  
Esteban Santiago, OL (2nd team)  
Kelvin Drake, OL (honorable mention)  
Craig Robertson, LB (honorable mention)
- 2008** Casey Fitzgerald, WR (1st team)  
Truman Spencer, P (1st team)  
Tobe Nwigwe, LB (2nd team)  
Cam Montgomery, RB (honorable mention)  
Craig Robertson, LB (honorable mention)
- 2007** Casey Fitzgerald, WR (1st team)  
Jeremiah Chapman, DL (1st team)  
Kelvin Drake, C (2nd team)  
Craig Robertson, LB (honorable mention)  
Brandon Jackson, WR (honorable mention)
- 2006** Johnny Quinn, WR (1st team)  
Jeremiah Chapman, DL (2nd team)  
Truman Spencer, P (2nd team)  
Maurice Holman, LB (honorable mention)  
Aaron Weathers, DB (honorable mention)
- 2005** Patrick Cobbs, RB (1st team)  
Dylan Lineberry, OL (1st team)  
Johnny Quinn, WR (2nd team)  
Jeremiah Chapman, DL (2nd team)  
Phillip Graves, LB (2nd team)  
Aaron Weathers, DB (2nd team)  
Maurice Holman, LB (honorable mention)  
Nick Bazaldua, K (honorable mention)
- 2004** Andy Brewster, C (1st team)  
Andy Blount, TE (1st team)  
Jamario Thomas, RB (1st team)  
Adrian Awasom, DL (1st team)  
Jonas Buckles, DB (1st team)  
Nick Bazaldua, K (1st team)  
Johnny Quinn, WR (2nd team)  
Dylan Lineberry OG (2nd team)  
Evan Cardwell, DL (2nd team)  
Michael Pruiitt, DL (2nd team)  
Markeith Knowlton DB (2nd team)  
Lonnie Chambers, OG (2nd team)  
Scott Hall, QB (2nd team)
- 2003** Nick Zuniga, OG (1st team)  
Andy Brewster, C (1st team)  
Scott Hall, QB (1st team)  
Patrick Cobbs, RB (1st team)  
Brandon Kennedy DL (1st team)

- Adrian Awasom DL (1st team)  
Cody Spencer, LB (1st team)  
Chris Hurd, LB (1st team)  
Craig Jones, DB (1st team)  
Jonas Buckles, DB (1st team)  
Taylor Casey, LB (2nd team)  
Brad Kadlubar, P (2nd team)

- 2002** J.R. Randle, OT (1st team)  
Nick Zuniga, OG (1st team)  
Jeff Muenchow, TE (1st team)  
Kevin Galbreath, RB (1st team)  
Brandon Kennedy, DL (1st team)  
Darrell Daniels, DL (1st team)  
Taylor Casey, LB (1st team)  
Cody Spencer, LB (1st team)  
Craig Jones, DB (1st team)  
Don McGee, DB (1st team)  
Matt Turney, OL (2nd team)  
Adrian Awasom, DL (2nd team)  
Chris McIver, DL (2nd team)  
Jonas Buckles, DB (2nd team)  
Brad Kadlubar, P (2nd team)  
Ja'Mel Branch, ST (2nd team)
- 2001** J. R. Randle, OT (1st team)  
Nick Zuniga, OG (1st team)  
Jeff Muenchow, TE (1st team)  
Kevin Galbreath, RB (1st team)  
Brandon Kennedy, DT (1st team)  
Brad Kassell, LB (1st team)  
Jonas Buckles, FS (1st team)  
Jason Ball, K, P (1st team)  
George Marshall, WR (2nd team)  
Alex Pahulu, DT (2nd team)  
Ron Paris, DE (2nd team)  
Craig Jones, SS (2nd team)  
Cody Spencer, LB (2nd team)  
Matt Turney, OT (2nd team)
- ↳ **Big West Conference**
- 2000** Brad Kassell, LB (1st team)  
Lawrence Ellis, DB (1st team)  
Nick Zuniga, OL (2nd team)  
Brandon Kennedy, DL (2nd team)  
Chris McIver, DL (2nd team)  
Corry Pertile LB, (2nd team)  
J.R. Randle OL, (honorable mention)
- 1999** Corbin Montgomery, DL (1st team)  
John Baker, P (1st team)  
Brad Kassell, LB (2nd team)  
Jason Ball, K, (2nd team)  
Ja'Quay Wilburn, RB, (2nd team)  
Broderick McGrew, WR (2nd team)  
Andy Lott, OL (2nd team)  
Vinnie Patterson OL (honorable mention)  
J.R. Randle, OL (honorable mention)  
Fred Pertile LB (honorable mention)



Jeff Rogers LB (honorable mention)  
Ramone Archie, DB (honorable mention)

**1998** Phillip Armour, C (1st team)  
Brian Waters, DT (1st team)  
Phillip Littlejohn, DB (1st team)  
Broderick McGrew RS (1st team)  
Ramone Archie, DB (2nd team)  
Brad Winn, OL, DB (2nd team)  
Corbin Montgomery DL (2nd team)  
John Baker P (2nd team)  
Scott Blank, DL (honorable mention)  
Fred Pertile LB (honorable mention)

**1997** Phillip Armour, C (1st team)  
Scott Blank, DL (1st team)  
Benny Cherry, LB (1st team)  
John Baker, P (1st team)  
Garrett Courtney, K (1st team)  
Broderick McGrew, WR (2nd team)  
Hut Allred, RB (honorable mention)

**1996** Phillip Armour, C (1st team)  
Benny Cherry, LB (1st team)  
Toby Gowin, P (1st team)  
Dhati Lewis, DB (2nd team)  
Scott Murphy, DL (2nd team)  
Brad Spinks, DL (2nd team)  
Brett Renfro, LB (2nd team)  
Avery Wright, DB (2nd team)

### ↳ Southland Conference

**1994** Mitch Maher, QB (1st team)  
David Brown, WR (1st team)  
Luis Silva, TE (1st team)  
Willis Hudson, DT (1st team)  
Troy Redwine, WR (2nd team)  
Brad Smith (2nd team)  
Stan Thomas (2nd team)  
Dmitri Markham (2nd team)  
Anthony Bridges (2nd team)  
John Luker (2nd team)  
Gerald Farley (2nd team)

**1993** Mitch Maher, QB (2nd team)  
Terrance Brown, RB (2nd team)  
Troy Redwine, WR (2nd team)  
Luis Silva (2nd team)  
Scott Dukatnik (2nd team)  
Wayne Walker (2nd team)

**1992** Richard DeFelice (2nd team)  
Terrance Brown, RB (2nd team)  
Mitch Maher, QB (2nd team)  
Tomur Barnes (2nd team)  
Russell McMillan (2nd team)

**1991** Brad Koch (2nd team)

**1990** Scott Davis, QB (1st team)  
Byron Gross, LB (2nd team)  
Erric Pegram, RB (2nd team)  
Paul Gallamore (2nd team)  
Bryan Paxton (2nd team)  
Clay Bode (2nd team)  
Mike Davis (2nd team)

**1989** Keith Chapman, K (1st team)  
Roderick Manning, DE (1st team)  
Byron Gross, LB (1st team)  
Erric Pegram, RB (1st team)  
Tony Cook, RB (1st team)

**1988** Scott Davis, QB (1st team)  
Marcus Camper, WR (1st team)  
Scott Bowles, OT (1st team)  
Zane Paschall, OT (1st team)  
Keith Chapman, PK (1st team)  
Rex Johnson, DT (1st team)  
Kim Phillips, CB (1st team)  
Bron Beal, P (1st team)  
Roderick Manning (2nd team)  
Byron Gross, LB (2nd team)

**1987** Bron Beal, P (1st team)  
Darrin Collins, FB (1st team)  
Scott Bowles, OT (1st team)  
Dwight Poole, OG (1st team)  
Kendal Nelson, OC (1st team)  
Gordon McFeders, DT (1st team)  
Tom Middaugh, DT (1st team)  
Marcus Camper, WR (2nd team)  
Zane Paschall (2nd team)  
Keith Chapman, K (2nd team)  
Joe Walker (2nd team)  
Byron Gross, LB (2nd team)  
Kenneth Biggers (2nd team)

**1986** Mike Rhone, S (1st team)  
Ed Fleming, LB (1st team)  
Lance White, LB (1st team)  
Mike Minter, DT (1st team)  
John Lott, OG (1st team)  
Bron Beal, P (1st team)  
Randy Bentley (2nd team)  
Kim Phillips (2nd team)

**1985** Monty Moon (2nd team)  
Mike Minter, LB (2nd team)  
Jerry Pickens (2nd team)  
Matt Tiemann (2nd team)

**1984** John Starnes, P (1st team)  
Jay Saad, LB (1st team)  
Lance White, LB (2nd team)

**1983** Greg Carter, QB (1st team)  
Dan Reeder, OG (1st team)

Ronnie Hickman, LB (1st team)  
Rayford Cooks, DT (1st team)  
Lester Harper, LB (1st team)  
John Starnes, P (1st team)  
Tim Wasson, (2nd team)  
Cederick Nelson (2nd team)  
Jay Saad, LB (2nd team)  
Andre Mosley (2nd team)

### ↳ Missouri Valley Conference

**1974** Walter Chapman, DT (1st team)

**1973** J.C. Garrett, DL (1st team)  
Don Dunlap, DB (1st team)  
Ted Gosline, DB (1st team)

**1972** David Yaeger, P (1st team)

**1971** David Yaeger, P (1st team)

**1970** Leonard Dunlap, DB (1st team)  
Dralves Edwards, WR (1st team)  
Glenn Tucker, LB (1st team)

**1969** Bernie Barbour, DB (1st team)  
Cedric Hardman, DE (1st team)  
Glen Holloway, OG (1st team)  
Barry Moore, WR (1st team)  
Steve Ramsey, QB (1st team)  
Ron Shanklin, WR (1st team)  
Steve Atchley, LB (2nd team)  
Mike Marr, OG (2nd team)  
Willie Parker, C (2nd team)

**1968** Barry Moore, WR (1st team)  
Glen Holloway, OG (1st team)  
Steve Ramsey, QB (1st team)  
Leo Taylor, RB (1st team)  
Joe Greene, DT (1st team)  
James Ivy, LB (1st team)

**1967** Charles Beatty, CB (1st team)  
Ed Brantley, OT (1st team)  
Paul Draper, OC (1st team)  
Lindy Endsley, NG (2nd team)  
Joe Greene, DT (2nd team)  
Johnny Mata, LB (2nd team)  
Steve Ramsey, QB (2nd team)  
James Russell, WR (2nd team)  
Ron Shanklin, WR (2nd team)  
Bob Tucker, DE (2nd team)

**1966** Ed Brantley, OT (1st team)  
Paul Draper, OC (1st team)  
Joe Greene, DT (1st team)  
Burkley Harkless, NG (1st team)  
John Love, WR (1st team)  
James Russell, WR (1st team)  
Billy Woods, CB (1st team)



# HISTORY

↳ All-Conference Selections

**1965** Burkley Harkless, NG (1st team)  
Henry Holland, DE (1st team)  
John Love, WR (1st team)  
Tom Price, S (1st team)  
Ronnie Romike, OT (1st team)  
James Russell, WR (1st team)  
Bob Sanders, OC (1st team)

**1964** Carl Lockhart, CB (1st team)  
James Moore, DT (1st team)  
Bob Sanders, OC (1st team)

**1963** Dwain Bean, RB (1st team)  
James Moore, DT (1st team)

**1962** Dwain Bean, RB (1st team)  
Richard Farris, OG (1st team)  
Bobby Price, OT (1st team)

**1961** Billy Christle, RB (1st team)  
Bobby Smith, RB (1st team)

**1960** Arthur Perkins, FB (1st team)  
Bill Weaver, G (1st team)

**1959** Bill Carrico, G (1st team)  
George Herring, T (1st team)  
Abner Haynes, RB (1st team)

**1958** Bill Carrico, G (1st team)  
Vernon Cole, (1st team)  
Abner Haynes, RB, (1st team)  
Fred Way (1st team)

↳ **Gulf Coast Conference**

**1956** Dennis Shaw, E (1st team)  
Mickey Koonce, T (1st team)  
Tommy Smith, T, (2nd team)  
Ray Toole, QB, (2nd team)  
Mac Reynolds, E, (2nd team)

**1955** Dennis Shaw, E (1st team)  
Tommy Runnels, B (2nd team)  
Buzz Stansel, C (2nd team)  
Garland Warren, T (2nd team)

**1953** Lawrence Strickland, C (1st team)  
Ken Hall, E (1st team)  
Ralph Reynolds, B (1st team)

**1952** Kenneth Bahnsen, B (1st team)  
Ray McGallion, LB (1st team)  
Charlie Qualls, T (1st team)  
Lawrence Strickland, C (1st team)  
Gene Verkerk, G (1st team)

**1951** Ray Renfro, B (1st team)  
Quincy Armstrong, C (1st team)  
Kenneth Bahnsen, B (1st team)  
Zeke Martin, QB (2nd team)

Wendell Swann, E (2nd team)  
Jim Brewer, T (2nd team)  
Bill Bishop, T (2nd team)  
Glen Wood, G (2nd team)

**1950** Zeke Martin, QB (1st team)  
Wendell Swann, E (1st team)  
Jim Brewer, T (1st team)  
Bill Bishop, T (1st team)  
Glen Wood, G (1st team)  
Quincy Armstrong, C (1st team)  
Kenneth Bahnsen, B (1st team)

**1949** Zeke Martin, QB (1st team)

↳ **Lone Star Conference**

**1947** A.D. Cate, G (1st team)  
Dick Lindsay, T (1st team)  
Richard Nutt, B (1st team)  
Jim Cooper, C (1st team)  
Bill Cromer, B (1st team)  
Joe Abbey, E (1st team)  
Felton Whitlow, G (1st team)

**1946** Jim Cooper, C (1st team)  
Billy Dinkle, B (1st team)  
Felton Whitlow, T (1st team)

**1941** Eugene Wood (1st team)  
Benny Graham (1st team)  
Durwood Mumford (1st team)  
Forrest Covin (1st team)

**1940** Bill Sheffield, C (1st team)  
Forrest Covin, E (1st team)  
Boyce Nall, G (1st team)  
Doyle Walker, T (1st team)  
Johnie Riola, QB (1st team)

**1939** Bill Sheffield, C (1st team)  
Cecil Phillips, T (1st team)  
Boyce Nall, G (1st team)  
I.T. James, B (1st team)  
Johnie Riola, QB (1st team)

**1938** Johnny Shoemaker, B (1st team)  
L.W. Killian, B (1st team)  
Albert Dudley, T (1st team)

**1937** Lanier Hester, QB (1st team)  
Albert Dudley, T (1st team)

**1936** P.B. Stovall, T (1st team)  
Robert Shepard, G (1st team)  
Kermit Boaz, E (1st team)  
Johnny Stovall, B (1st team)  
Lanier Hester, QB (1st team)

**1934** Charley Cox, B (1st team)

James Nichols, T (1st team)  
Winlon Knowles, C (1st team)  
Willard Sutton, G (1st team)

**1933** Charley Cox, G (1st team)  
James Nichols, T (1st team)

**1932** James Nichols, T (1st team)

↳ **Four-Time Receipts**

**2011-14** Cyril Lemon  
**2001-04** Jonas Buckles  
**2000-03** Brandon Kennedy  
**1999-02** J.R. Randle  
**1987-90** Byron Gross

↳ **Three-Time Receipts**

**2010-13** Brelan Chancellor  
Zach Orr  
**2009-11** Lance Dunbar  
**2005-07** Jeremiah Chapman  
**2004-06** Johnny Quinn  
**2002-04** Adrian Awasom  
**2001-03** Nick Zuniga  
Craig Jones  
Cody Spencer  
**1999-01** Brad Kassell  
**1997-99** Broderick McGrew  
**1996-98** Phillip Armour  
**1996-98** John Baker  
**1992-94** Mitch Maher  
**1986-88** Bron Beal  
**1967-69** Steve Ramsey  
**1966-68** Joe Greene  
**1965-67** James Russell  
**1950-52** Kenneth Bahnsen  
**1949-51** Zeke Martin  
**1932-34** James Nichols



### ↳ Conference Award Winners

#### **Coach of the Year**

2004	Darrell Dickey	Sun Belt
2003	Darrell Dickey	Sun Belt
2002	Darrell Dickey	Sun Belt
2001	Darrell Dickey	Sun Belt
1994	Matt Simon	Southland
1983	Corky Nelson	Southland
1973	Hayden Fry	Missouri Valley
1967	Rod Rust	Missouri Valley
1966	Odus Mitchell	Missouri Valley
1958	Odus Mitchell	Missouri Valley

#### **Player of the Year**

2004	Jamario Thomas	Sun Belt
2003	Brandon Kennedy	Sun Belt
2002	Brandon Kennedy	Sun Belt
1994	Mitch Maher	Southland

#### **Offensive Player of the Year**

2004	Jamario Thomas	Sun Belt
2003	Patrick Cobbs	Sun Belt
1988	Scott Davis	Southland
1983	Greg Carter	Southland

#### **Defensive Player of the Year**

2003	Chris Hurd	Sun Belt
2002	Brandon Kennedy	Sun Belt
2001	Brad Kassell	Sun Belt
1986	Ed Fleming	Southland
1973	J.C. Garrett	Missouri Valley

#### **Special Teams Player of the Year**

2013	Brelan Chancellor	Conference USA
------	-------------------	----------------

#### **Freshman of the Year**

2007	Giovanni Vizza	Sun Belt
2004	Jamario Thomas	Sun Belt
2001	Ja'Mel Branch	Sun Belt
1987	Scott Davis	Southland

#### **Newcomer of the Year**

2005	Aaron Weathers	Sun Belt
2004	Dylan Lineberry	Sun Belt
2001	Kevin Galbreath	Sun Belt
1992	Terrance Brown	Southland
1974	Ken Washington	Missouri Valley

#### **NCAA Postgraduate Scholarship**

2005	Nick Bazaldua, Kicker
1976	Pete Morris, Linebacker
1967	Paul Draper, Center

#### **CoSIDA Academic All-America**

2005	Patrick Cobbs, Running Back (2nd team)
1998	John Baker, Punter (2nd team)
1976	Pete Morris, Linebacker
1975	Pete Morris, Linebacker



# RECORDS

↳ Scoring

## ↳ Team Scoring

### Points

**Game:** 97 vs. Decatur Baptist, 1929  
**Opp. Low:** 0 on several occasions  
**Season:** 428 in 1951; Opp. Low: 6 in 1915  
**Per Game:** 36.2 in 1951

### Touchdowns

**Game:** 15 vs. Decatur Baptist, 1929  
**Opp. Low:** 0 on several occasions  
**Season:** 64 in 1951; **Opp. Low:** 1 in 1915

### Field Goals

**Game:** 5 vs. SMU, 9/6/14  
5 vs. FIU, 10/7/06  
5 vs. Utah State, 11/22/97  
**Season:** 27 in 1989

### PATs Made

**Game:** 11 vs. Nicholls, 9/20/14  
**Season:** 50 in 1951, 50 in 2013

### Most Points Scored(Season)

1. 1951 .....	428
2. 2013 .....	414
3. 2003 .....	358
4. 1994 .....	343
5. 1949 .....	336
6. 1988 .....	330
7. 1993 .....	328
8. 2014 .....	326
9. 2016 .....	322
10. 1969 .....	316

### Most Points Per Game

1. 1951 .....	36.2
2. 2013 .....	31.8
3. 1969 .....	31.6
4. 1977 .....	30.5
5. 1993 .....	29.8
6. 1915 .....	29.6
7. 1919 .....	29.1
8. 1994 .....	28.6
9. 1920 .....	28.3
10. 1949 .....	28.0

### Most Points Scored (Game)

1. vs. Decatur Baptist, 1929 .....	97
2. vs. Dallas University, 1919 .....	87
3. vs. Arkansas-Monticello, 1940 .....	79
4. vs. Nicholls, 2014 .....	77
5. vs. SW Oklahoma, 1950 .....	76
6. vs. Decatur Baptist, 1915 .....	75
7. vs. Youngstown St., 1957 .....	68
vs. Western Kentucky, 2009 .....	68
9. vs. Drake, 1976 .....	63
vs. Nicholls St., 1993 .....	63
11. vs. Navy, 2007 .....	62
vs. Sul Ross St., 1951 .....	62
vs. Fresno St., 1951 .....	62
vs. Emporia St., 1955 .....	62

## ↳ Touchdowns (Rushing, Receiving & Returns)

### Game

1. Fred Cobb vs. U. of Dallas, 1919	6
Bill Collins vs. Thorp Springs College, 1916	6
3. Casey Fitzgerald vs. Navy, 11/10/07	5
4. Lance Dunbar vs. Middle Tennessee, 12/3/11	4
Lance Dunbar vs. Louisiana-Lafayette, 10/10/09	4
Jamario Thomas vs. Idaho, 11/13/04	4
Patrick Cobbs, vs. Arkansas State, 11/15/03	4
Bobby Smith vs. Drake, 11/4/61	4
Scott Davis vs. E. Washington, 10/1/88	4
<b>T10. Jeffery Wilson (2x), last at Army (10/22/16)</b>	
<b>3 Done 25 times, Last By Jeffery Wilson</b>	

### Season

1. Patrick Cobbs, 2003	21
2. Lance Dunbar, 2009	19
3. Jamario Thomas, 2004	17
4. Michael Jones, 1977	16
Lance Dunbar, 2010	16
6. Ray Renfro, 1951	15
<b>Jeffery Wilson, 2016</b>	<b>15</b>
7. Leo Taylor, 1968	14
Abner Haynes, 1959	14
9. Ron Shanklin, 1967	13
Ken Bahnsen, 1951	13

### Career

1. Lance Dunbar, 2008-11	49
2. Patrick Cobbs, 2001-05	38
3. Ron Shanklin, 1967-69	31
4. Ken Bahnsen, 1950-52	29
Scott Davis, 1987-90	29
6. Jamario Thomas, 2004-07	27
7. Antoine Jimmerson, 2011-15	23
8. David Brown, 1991-94	22
Johnny Quinn, 2003-06	22
10. Ray Renfro, 1948-51	21

## ↳ Touchdowns Responsible For

### (Passing, Rushing, Receiving & Returns)

### Game

1. Giovanni Vizza vs. Navy, 2007	8
2. Riley Dodge vs. WKU, 2009	7
3. Fred Cobb vs. U. of Dallas, 1919	6
Bill Collins vs. Thorp Springs College, 1916	6
5. Dajon Williams vs. Nicholls, 2014	5
Casey Fitzgerald vs. Navy, 2007	5
Scott Hall vs. Louisiana-Lafayette, 2001	5
Mitch Maher vs. Texas State, 1993	5
Steve Ramsey vs. Cincinnati, 1968	5
Steve Ramsey vs. UTEP, 1968	5
Steve Ramsey vs. Louisiana-Lafayette, 1969	5
12. 18 times (Last by DaMarcus Smith, 2015)	4

### Season

1. Mitch Maher (24 pass, 7 rush) 1993	31
2. Mitch Maher (26 pass, 1 rush) 1994	30
3. Steve Ramsey (24 pass, 1 rush) 1969	25
4. Steve Ramsey (24 pass, 0 rush) 1968	24
5. Scott Davis (12 pass, 11 rush) 1988	23

### Career

1. Mitch Maher (67 pass, 17 rush), 1991-94	84
2. Steve Ramsey (69 pass, 2 rush), 1979-69	71
3. Scott Davis (41 pass, 29 rush), 1987-90	70
4. Scott Hall (50 pass, 7 rush), 2000-04	57
5. Derek Thompson (42 pass, 8 rush), 2009-13	50
6. Lance Dunbar (41 rush, 8 receiving) 2008-11	49
7. Patrick Cobbs (36 rush, 2 pass, 1 receiving, 1 blocked punt recovery), 2001-05	40
8. Jason Mills (31 pass, 5 rush), 1994-97	36
9. Vidal Carlin (25 pass, 3 rush), 1965,66	28
10. Jamario Thomas (27 rush), 2004-07	27

## ↳ Total Points

### Game

1. Fred Cobb vs. Dallas University, 1919	45
2. Bill Collins vs. Thorp Springs College, 1916	36
3. Casey Fitzgerald vs. Navy, 2007	30
T4. Lance Dunbar vs. Middle Tennessee, 2011	24
Lance Dunbar vs. Louisiana-Lafayette, 2009	24
Jamario Thomas vs. Idaho, 2004	24
Patrick Cobbs vs. Arkansas St., 2003	24
Patrick Cobbs vs. ULM, 2002	24
Scott Davis vs. E. Washington, 1988	24
Bobby Smith vs. Drake, 1961	24

### Season

1. Patrick Cobbs, 2003	126
2. Lance Dunbar, 2009	114
3. Jamario Thomas, 2004	102
4. Michael Jones, 1977	98
5. Lance Dunbar, 2010	96
6. Keith Chapman (PK), 1988	94
7. Ray Renfro, 1951	90
Abner Haynes, 1958	90
<b>Jeffery Wilson, 2016</b>	<b>90</b>
9. John Love, 1966	88

### Career

1. Lance Dunbar, 2008-11	294
2. Nick Bazaldua, 2002-05	247
3. Keith Chapman, 1985-89	233
4. Patrick Cobbs, 2001-05	228
5. Ron Shanklin, 1967-69	186
6. Scott Davis, 1987-90	180
7. Zach Olen, 2010-13	179
8. Ken Bahnsen, 1950-52	174
9. Jamario Thomas, 2004-07	162
10. Abner Haynes, 1957-59	158

### Most Points Combined (Game)

1. 136, NT (62), Navy (74), 11/10/07	
2. 117, NT (68), Western Kentucky (49), 10/31/09	
3. 99, NT (51), Utah State (48), 11/22/97	
4. 97, NT (97), Decatur Baptist (0), 1929	
97, NT (20), Rice (77), 9/27/08	
6. 93, NT (87), Dallas University (6), 10/11/19	
7. 92, NT (31), NE Louisiana (61), 11/20/93	
8. 91, NT (51), W. Kentucky (40), 11/1/08	
9. 90, NT (14), Nebraska (76), 9/4/93	
90, NT (41), Kansas State (49), 11/27/10	

### Largest Margin of Victory

1. 97, NT (97), Decatur Baptist (0), 1929	
2. 81, NT (87), Dallas University (6), 10/11/19	
3. 79, NT (79), Ark.-Monticello (0), 10/11/40	
5. 74, NT (77), Nicholls (3), 9/20/14	
6. 70, NT (76), SW Oklahoma (6), 10/6/50	
7. 62, NT (62) vs. Fresno State (0), 11/17/51	



### ↳ Year-By-Year Scoring Leaders

Year	Player	TD	PAT	FG	Pts.
2016	Jeffery Wilson	15	0	0	90
2015	Trevor Moore	0	21	9	48
2014	Trevor Moore	0	37	15	82
2013	Zach Paul	0	48	10	78
2012	Zach Olen	0	28	33	61
2011	Lance Dunbar	12	0	0	72
2010	Lance Dunbar	16	0	0	96
2009	Lance Dunbar	19	0	0	114
2008	Jeremy Knott	0	22	12	58
2007	Casey Fitzgerald	12	0	0	72
2006	Denis Hopovac	0	13	15	58
2005	Nick Bazaldua	0	15	8	39
2004	Jamario Thomas	17	0	0	102
2003	Patrick Cobbs	21*	0	0	126
2002	Nick Bazaldua	0	25	10	55
2001	George Marshall	11	0	0	66
2000	Jason Ball	0	18	6	36
1999	Jason Ball	0	11	9	38
1998	Garrett Courtney	0	14	15	59
1997	Garrett Courtney	0	22	14	64
1996	Jeff Graham	0	17	14	59
1995	Troy Redwine	8	0	0	48
1994	David Brown	11	0	0	66
1993	Terrance Brown	10	0	0	60
1992	Richard DeFelice	0	24	13	63
1991	Kevin McDaniel	0	5	9	32
1990	Scott Davis	11	3#	0	72
1989	Keith Chapman	0	23	12	59
1988	Keith Chapman	0	37	19	94
1987	Keith Chapman	0	25	14	67
1986	Todd Smith	0	27	7	48
1985	Todd Smith	0	10	8	34
1984	Todd Smith	0	5	7	26
1983	Tom Bresnahan	0	26	8	50
1982	Marvin Walker	11	2	0	68
1981	Lonnie Green	0	9	6	27
1980	Whit Smith	0	24	14	66
1979	Malcolm Jones	7	2	0	44
1978	Charlie Murray	9	0	0	54
1977	Michael Jones	16	2	0	98
1976	Iseed Khoury	0	15	8	39
1975	Sears Woods	8	2	0	50
1974	John Brown	4	0	0	24
	Lee Harrington	0	12	4	24
1973	David Kervin	7	2	0	44
1972	Charles Johnson	6	4	0	40
1971	David Yaeger	4	2	0	26
1970	Mike Briscoe	0	17	8	41
1969	Ron Shanklin	10	0	0	60
1968	Leo Taylor	14	0	0	84
1967	Ron Shanklin	13*	0	0	78
1966	John Love	10	28	0	88
1965	John Love	8	18	1	69
1964	Mike Bailey	3	0	0	18
1963	Dwain Bean	4	10	0	34
1962	Dwain Bean	8	1	0	49
1961	Bobby Smith	7	0	0	42
1960	Arthur Perkins	3	4	0	22
1959	Abner Haynes	14	6	0	90
1958	Abner Haynes	7	2	0	44
1957	David Lott	7	0	0	42
1956	Ray Toole	6	0	0	36
1955	Tommy Runnels	7	1	0	43
1954	Charles McGinty	5	0	0	30
1953	Dean Renfro	7	0	0	42
1952	Tommy Gray	10	0	0	60
1951	Ray Renfro	15	0	0	90
1950	Ken Bahnsen	7	0	0	42

\* NCAA Leader

# Two-point conversions



# RECORDS

## ↳ Rushing

### ↳ Team Rushing

#### Attempts

**Game:** 73 vs. New Mexico State, 10/4/58  
73 vs. San Diego State, 12/4/71  
**Opp. Low:** 16, Abilene Christian, 9/5/92  
**Season:** 587, 2002; **Opp. Low:** 376, 1977

#### Yards

**Game:** 464 vs. North Dakota State, 9/27/52, Middle Tennessee, 12/3/11  
**Opp. Low:** -44, Texas-El Paso, 9/24/66  
**Season:** 3,207, 1951; **Opp. Low:** 513, 1966

#### Touchdowns

**Game:** 9 vs. Decatur Baptist, 1929  
**Opp. Low:** 0, on several occasions  
**Season:** 28, 2003; **Opp. Low:** 1, 1915

#### Most Yards Rushing (Game)

1. vs. North Dakota, 1952.....	464
vs. Middle Tennessee, 2011.....	464
3. vs. UTEP, 1959.....	414
4. vs. Arkansas-Monticello, 1940.....	387
5. vs. UTEP, 1978.....	380
6. vs. Tulsa, 2013.....	377
7. vs. UTEP, 1979.....	375
8. vs. BYU, 1961.....	370
9. vs. Lamar, 1986.....	369
10. vs. Texas Southern, 2012.....	352

#### Most Rushing Attempts (Season)

1. 1951.....	609
2. 2002.....	587
3. 1980.....	577
4. 1978.....	576
5. 2003.....	561
6. 1961.....	558
7. 1983.....	556
8. 2013.....	549
9. 1986.....	537
1985.....	537

#### Most Rushing Touchdowns (Season)

1. 1951.....	33
2. 2013.....	31
3. 2003.....	28
4. 2009.....	27
5. 2016.....	24
1977.....	24
6. 2002.....	23
7. 1961.....	22
8. 2014.....	21
2004.....	21
1986.....	21
1980.....	21

#### Most Yards Rushing (Season)

1. 1951.....	3,079
2. 1959.....	2,908
3. 1952.....	2,593
4. 1953.....	2,512
5. 2010.....	2,426
6. 2002.....	2,372
7. 1980.....	2,366
8. 2013.....	2,349
9. 1986.....	2,344
10. 1957.....	2,308

#### Most Rushing Yards Per Game

1. 1959.....	290.8
2. 1951.....	279.9
3. 1952.....	259.3
4. 1953.....	251.2
5. 1986.....	234.4
6. 1957.....	230.8
7. 1980.....	215.0
8. 1961.....	210.9
9. 2010.....	202.1
10. 2002.....	197.6

### ↳ Single-Game Rushing Leaders

#### Rushing Attempts

1. Jamario Thomas, vs ULM, 2004**	41
Ja'Quay Wilburn vs. New Mexico St., 2000	41
3. Lance Dunbar vs. Tulsa, 2011	40
Lance Dunbar vs. Middle Tennessee, 2011	40
5. Patrick Cobbs vs. Idaho, 2003	39
6. Jamario Thomas vs. Utah St., 2004	38
Jamario Thomas vs. FIU, 2006	38
8. Patrick Cobbs vs. New Mexico St., 2003	37
Patrick Cobbs vs. Arkansas St., 2005	37
10. Jamario Thomas vs. Louisiana-Lafayette, 2004	36
Patrick Cobbs vs. Utah St., 2003	36
Malcolm Jones vs. Memphis, 1980	36
Leo Taylor vs. Wichita St. 1968	36
Lance Dunbar vs. Middle Tennessee, 2010	36

#### Rushing Yards

1. Lance Dunbar vs. Middle Tennessee, 2011	313
2. Jamario Thomas vs. Idaho, 2004**	291
3. Lance Dunbar vs. Kansas St., 2010	270
4. Jamario Thomas vs. New Mexico St., 2004	258
5. Jamario Thomas vs. Utah St., 2004	256
6. Brandin Byrd, vs. Tulsa, 2013	251
7. Patrick Cobbs vs. Idaho, 2003	249
8. Jamario Thomas vs. Colorado, 2004	247
Malcolm Jones, ULM, 1980	247
10. Lance Dunbar vs. Florida Atlantic, 2009	238

#### Rushing Touchdowns

1. Lance Dunbar vs. Middle Tennessee, 2011	4
Lance Dunbar vs. Louisiana-Lafayette, 2009	4
Scott Davis vs. E. Washington, 1988	4
Jamario Thomas vs. Idaho, 2004**	4
Patrick Cobbs vs. ULM, 2002	4

#### 6. 15 Times, Last by Jeffery Wilson, 2016

#### Yards Per Play

##### (Minimum 10 carries or 100 yards gained)

1. Ray Renfro, vs. Midwestern St., 1951	36.2
2. Dean Renfro vs. West Texas St., 1953	19.6
3. Tommy Gray vs. SW Oklahoma, 1950	19.5
4. Ray Renfro vs. UTEP, 1951	15.9
5. Patrick Cobbs vs. Baylor, 2003	13.1
6. Lance Dunbar vs. Kansas State, 2010	12.2
7. Jeffery Wilson at Army, 2016	10.7
8. Abner Haynes vs. Chattanooga, 1957	10.6
9. Jamario Thomas vs. Idaho, 2004**	10.4
10. Lance Dunbar vs. Army, 2009	10.1

#### \*\* - Freshman Record

### ↳ Single-Season Rushing Leaders

#### Rushing Attempts

1. Patrick Cobbs, 2003	307
2. Jamario Thomas, 2004	285
3. Lance Dunbar, 2010	274
4. Kevin Galbreath, 2002	272
5. Bernard Jackson, 1978	269
Lance Dunbar, 2011	269
7. Kevin Galbreath, 2001	264
8. Malcolm Jones, 1980	254
9. Leo Taylor, 1968	246
10. Terrance Brown, 1993	235

#### Rushing Yards

1. Jamario Thomas, 2004	1,801
2. Patrick Cobbs, 2003	1,680
3. Lance Dunbar, 2010	1,553
4. Bernard Jackson, 1978	1,453
5. Lance Dunbar, 2009	1,378
6. Kevin Galbreath, 2002	1,298
7. Patrick Cobbs, 2005	1,154
8. Malcolm Jones, 1980	1,144
9. Kevin Galbreath, 2001	1,119
10. Lance Dunbar, 2011	1,115

#### Rushing Touchdowns

1. Patrick Cobbs, 2003	19
2. Jamario Thomas, 2004	17
Lance Dunbar, 2009	17
4. Jeffery Wilson, 2016	14
5. Lance Dunbar, 2010	13
6. Mike Jones, 1977	12
7. Abner Haynes, 1959	11
Scott Davis, 1990	11
Scott Davis, 1988	11
Brandin Byrd, 2013	11
11. Lance Dunbar, 2011	10
Terrance Brown, 1992	10
Terrance Brown, 1993	10
Tommy Gray, 1952	10

#### Yards Per Play

##### (Minimum 80 carries)

1. Ray Renfro (127-959), 1951	7.5
2. Tommy Runnels (83-570), 1955	6.9
Dean Renfro (101-700), 1953	6.9
Lance Dunbar (200-1,378), 2009	6.9
5. Jamario Thomas (285-1,801), 2004	6.3
Abner Haynes (116-730), 1959	6.3
7. Ralph Reynolds (123-758), 1952	6.1

### ↳ Career Rushing Leaders

#### Rushing Attempts

1. Patrick Cobbs, 2001-05	818
2. Lance Dunbar, 2008-11	782
3. Jamario Thomas, 2004-07	667
4. Ja'Quay Wilburn, 1997-2000	647
5. Kevin Galbreath, 2001-02	580
6. Darrin Collins, 1986-89	544
7. Ken Washington, 1974-77	532
8. Hut Allred, 1994-98	466
9. Brandin Byrd, 2010-2013	461
10. Bernard Jackson, 1977-80	429

#### Rushing Yards

1. Lance Dunbar, 2008-11	4,224
2. Patrick Cobbs, 2001-05	4,050
3. Jamario Thomas, 2004-07	3,496
4. Ja'Quay Wilburn, 1997-2000	3,120
5. Kevin Galbreath, 2001-02	2,417
6. Bernard Jackson, 1977-80	2,256
7. Darrin Collins, 1986-89	2,220
8. Brandin Byrd, 2010-13	2,202
9. Ken Bahnsen, 1950-52	2,095
10. Terrance Brown, 1992-93	2,077
11. Jeffery Wilson, 2014-pres.	1,990





### ↳ Year-By-Year Rushing Leaders

Year	Player	Att.	Yds.	Avg.	TD
<b>2016</b>	<b>Jeffery Wilson</b>	<b>169</b>	<b>936</b>	<b>5.5</b>	<b>14</b>
<b>2015</b>	<b>Jeffery Wilson</b>	<b>155</b>	<b>830</b>	<b>5.4</b>	<b>1</b>
2014	Antoinne Jimmerson	120	589	4.9	5
2013	Brandin Byrd	202	1075	5.3	11
2012	Brandin Byrd	205	875	4.3	4
2011	Lance Dunbar	269	1115	4.1	10
2010	Lance Dunbar	274	1552	5.7	13
2009	Lance Dunbar	200	1378	6.9	17
2008	Cam Montgomery	170	928	5.5	9
2007	Jamario Thomas	112	666	5.9	8
2006	Jamario Thomas	181	668	3.7	2
2005	Patrick Cobbs	231	1154	5.0	6
2004	Jamario Thomas	285	1801*	6.3	17
2003	Patrick Cobbs	307	1680*	5.5	19
2002	Kevin Galbreath	272	1298	4.8	9
2001	Kevin Galbreath	264	1119	4.2	4
2000	Ja'Quay Wilburn	173	756	4.4	4
1999	Ja'Quay Wilburn	234	1016	4.3	2
1998	Ja'Quay Wilburn	128	754	5.9	3
1997	Ja'Quay Wilburn	112	594	5.3	3
1996	Hut Allred	210	907	4.3	4
1995	Bo Harrison	161	455	2.8	2
1994	Eteka Huckaby	97	435	4.5	3
1993	Terrance Brown	235	1101	4.7	10
1992	Terrance Brown	233	976	4.2	10
1991	Travis Gibson	85	370	4.4	1
1990	Erric Pegram	212	957	4.5	5
1989	Erric Pegram	119	513	4.3	5
1988	Scott Davis	160	439	2.7	11
1987	Darrin Collins	208	851	4.1	5
1986	Darrin Collins	125	603	4.8	5
1985	Monty Moon	119	507	4.3	1
1984	Monty Moon	106	464	4.4	2
1983	Nathan Williams	164	691	4.2	2
1982	Bobby Daniels	127	455	3.6	1
1981	C. Charleston	106	420	4.0	1
1980	Malcolm Jones	254	1144	4.5	7
1979	Bernard Jackson	152	749	4.9	5
1978	Bernard Jackson	269	1453	5.4	6
1977	Michael Jones	187	940	5.0	12
1976	Michael Jones	86	411	4.8	4
1975	Sears Woods	131	446	3.4	7
1974	John Brown	152	674	4.4	3
1973	Reggie Turner	105	366	3.5	3
1972	Charles Johnson	164	685	4.2	5
1971	Fred Woods	121	417	3.4	4
1970	Nap Landry	64	191	3.0	2
1969	Leo Taylor	150	545	3.6	5
1968	Leo Taylor	246	1017	4.1	9
1967	Vic Williams	157	606	3.9	7
1966	Willie Cherry	75	218	2.9	7
1965	Willie Cherry	75	397	5.3	4
1964	A.D. Whitfield	148	592	4.0	2
1963	Dwain Bean	152	770	5.1	4
1962	Dwain Bean	140	657	4.7	8
1961	Bobby Smith	120	541	4.5	7
1960	Arthur Perkins	101	441	4.3	3
1959	Abner Haynes	116	730	6.3	14
1958	Abner Haynes	117	495	4.2	7
1957	Abner Haynes	112	639	5.7	4
1956	Ben Boehnke	107	483	4.5	3
1955	Tommy Runnels	83	570	6.9	6
1954	Dean Renfro	97	499	5.1	2
1953	Dean Renfro	101	700	6.9	7
1952	Tommy Gray	140	829	5.9	10
1951	Ray Renfro	127	959	7.5	9
1950	Ken Bahnsen	145	829	5.7	10

\*NCAA Leader

12. Hut Allred, 1994-98	1,964
13. Abner Haynes, 1957-59	1,864
14. Antoinne Jimmerson, 2011-15	1,851
15. Tommy Gray, 1950-52	1,767
16. Malcolm Jones, 1979-80	1,642
17. Mike Jones, 1974-77	1,627
18. Erric Pegram, 1988-90	1,613
19. Leo Taylor, 1968-69	1,562
20. Ray Renfro, 1949-51 (48 figures NA)	1,556

### Touchdowns

1. Lance Dunbar, 2008-11	41
2. Patrick Cobbs, 2001-05	36
3. Scott Davis, 1987-90	29
4. Jamario Thomas, 2004-07	27
5. Ken Bahnsen, 1950-52	26
6. Terrance Brown, 1992-93	20
7. Mike Jones, 1974-77	19
Abner Haynes, 1957-59	19
9. Antoinne Jimmerson, 2011-15	18
10. Mitch Maher, 1991-94	17
Brandin Byrd, 2010-13	17

### Yards Per Play

(Minimum 175 carries upon completion of career)

1. Ray Renfro (230-1,556), 1948-51	6.8
2. Dean Renfro (213-1,204), 1952-54	5.7
3. Tommy Runnels (208-1,191) 1952-55	5.7
4. Tommy Gray (314-1,767) 1950-52	5.6
5. Ralph Reynolds (242-1,331) 1952-53	5.5

### Career 100-Yard Rushing Games

1. Patrick Cobbs, 2001-05	21
Lance Dunbar, 2008-11	21
3. Kevin Galbreath, 2001-02	15
4. Jamario Thomas, 2004-07	13
5. Bernard Jackson, 1978-79	12
Ja'Quay Wilburn, 1997-00	12
7. Terrance Brown, 1992-93	9
8. Hut Allred, 1994-98	7

### Consecutive 100-Yard Rushing Games

1. Patrick Cobbs, 2003	10
2. Jamario Thoms, 2004	6
3. Lance Dunbar, 2009	5
Kevin Galbreath, 2002	5
Kevin Galbreath, 2001	5
Bernard Jackson, 1978	5
7. Ja'Quay Wilburn, 1998	3
Mike Jones, 1977	3
Lance Dunbar, 2011	3

### Longest Rushing Plays

1. Cedric Cromer vs. Idaho St, 1995	95
Ray Renfro vs. Midwestern St., 1951	95
Tommy Gray vs. SW Oklahoma, 1950	95
4. Brandin Byrd vs. Tulsa, 2013	91
5. Bernard Jackson vs. East Carolina, 1979	87
6. Brandin Byrd vs. South Alabama, 2012	85
Malcolm Jones vs. East Carolina, 1979	85
8. Monte Moon, vs. Lamar, 1986	83
Lance Dunbar vs. ULM, 2010	83
10. Brandin Byrd vs. UTEP, 2013	82
11. Patrick Cobbs vs. Baylor, 2003	81
Ja'Quay Wilburn vs. Texas Tech, 1999	81
<b>13. Mason Fine vs. UTSA, 2016</b>	<b>80</b>
David Jones vs. Wichita St., 1969	80
15. Bill Lalicker vs. Houston., 1949	78
16. Jamario Thomas vs. MTSU, 2007	77
Jamario Thomas vs. New Mexico St, 2004	77
18. Johnny Shoemaker vs. Trinity, 1937	76



# RECORDS

## ↳ Rushing

### ↳ North Texas Career Rushing Leaders

#### 1. Lance Dunbar - 4,224 2008-11

Year	G	Att.	Yards	Avg.	TD	Long
2008	5	39	178	4.6	1	24
2009	12	200	1,378	6.9	17	71
2010	12	274	1,553	5.7	13	83
2011	12	269	1,115	4.1	10	60
<b>Career</b>	<b>41</b>	<b>782</b>	<b>4,224*</b>	<b>5.4</b>	<b>41*</b>	<b>83</b>

#### 2. Patrick Cobbs - 4,050 2001-05

Year	G	Att.	Yards	Avg.	TD	Long
2001	12	93	399	4.3	3	50
2002	13	159	761	4.8	8	33
2003	11	307*	1,680	5.5	19*	81
2004	2	28	56	2.0	0	15
2005	11	231	1,154	5.0	6	59
<b>Career</b>	<b>48</b>	<b>818*</b>	<b>4,050</b>	<b>5.0</b>	<b>36</b>	<b>81</b>

#### 3. Jamario Thomas - 3,496 2004-07

Year	G	Att.	Yards	Avg.	TD	Long
2004	10	285	1,801*	6.3	17	77
2005	8	89	361	4.1	0	39
2006	11	181	668	3.7	2	28
2007	11	112	666	5.9	8	77
<b>Career</b>	<b>40</b>	<b>667</b>	<b>3,496</b>	<b>5.2</b>	<b>27</b>	<b>77</b>

#### 4. Ja'Quay Wilburn - 3,120 1997-00

Year	G	Att.	Yards	Avg.	TD	Long
1997	10	112	594	5.3	3	62
1998	11	128	754	5.9	3	76
1999	11	234	1,016	4.3	2	81
2000	11	173	756	4.4	4	68
<b>Career</b>	<b>43</b>	<b>647</b>	<b>3,120</b>	<b>4.8</b>	<b>12</b>	<b>81</b>

#### 5. Kevin Galbreath - 2,417 2001-02

Year	G	Att.	Yards	Avg.	TD	Long
2001	11	264	1,119	4.2	4	50
2002	13	272	1,298	4.8	9	70
<b>Career</b>	<b>24</b>	<b>536</b>	<b>2,417</b>	<b>4.5</b>	<b>13</b>	<b>70</b>

#### 6. Bernard Jackson - 2,256 1978-80

Year	G	Att.	Yards	Avg.	TD	Long
1978	11	269	1,453	5.4	6	45
1979	11	152	749	4.9	5	87
1980	1	8	54	6.8	0	24
<b>Career</b>	<b>23</b>	<b>429</b>	<b>2,256</b>	<b>5.3</b>	<b>11</b>	<b>87</b>

#### 7. Darrin Collins - 2,220 1986-89

Year	G	Att.	Yards	Avg.	TD	Long
1986	10	125	603	4.8	5	37
1987	11	208	851	4.1	5	31
1988	11	104	412	4.0	5	31
1989	10	97	354	3.7	2	32
<b>Career</b>	<b>42</b>	<b>534</b>	<b>2,220</b>	<b>4.2</b>	<b>17</b>	<b>37</b>

#### 8. Brandin Byrd - 2,202 2010-13

Year	G	Att.	Yards	Avg.	TD	Long
2010	12	34	173	5.0	1	53
2011	11	20	83	4.2	1	25
2012	12	205	875	4.3	4	85
2013	13	202	1,075	5.3	11	91
<b>Career</b>	<b>48</b>	<b>461</b>	<b>2,202</b>	<b>4.8</b>	<b>17</b>	<b>91</b>

#### 9. Ken Bahnsen - 2,095 1950-52

Year	G	Att.	Yards	Avg.	TD
1950	10	145	829	5.7	10
1951	12	122	608	5.0	10
1952	10	128	658	5.1	6
<b>Career</b>	<b>32</b>	<b>395</b>	<b>2,095</b>	<b>5.3</b>	<b>26</b>

#### 10. Terrance Brown - 2,077 1992-93

Year	G	Att.	Yards	Avg.	TD	Long
1992	11	233	976	4.2	10	61
1993	11	235	1,101	4.7	10	52
<b>Career</b>	<b>22</b>	<b>468</b>	<b>2,077</b>	<b>4.4</b>	<b>20</b>	<b>61</b>



### ↳ Team Passing

#### Attempts

**Game:** 65 vs. SW Louisiana, 9/20/69  
**Opp. Low:** 2, Southern Mississippi, 10/31/81  
**Season:** 553, 2007; **Opp. Low:** 115, 1960

#### Completions

**Game:** 46 vs. SMU, 9/8/07;  
**Opp. Low:** 0, West Texas State, 11/29/75  
**Season:** 330, 2007; **Opp. Low:** 49, 1959

#### Yards

**Game:** 601 vs. SMU, 9/8/07  
**Opp. Low:** 0, West Texas State, 11/29/75  
**Season:** 3,476, 2007; **Opp. Low:** 581, 1959

#### Touchdowns

**Game:** 8 vs. Navy, 11/10/07  
**Season:** 27, 1994  
**Opp. Low:** 0, 1959

#### Most Yards Passing

1. vs. SMU, 2007.....	601
2. vs. Louisiana-Lafayette, 1969.....	524
3. vs. Stephen F. Austin, 1994.....	486
4. vs. Navy, 2007.....	478
5. vs. Cincinnati, 1968.....	433
6. vs. UNLV, 1995.....	422
7. vs. Texas, 1988.....	419
8. vs. Idaho, 2013.....	404
9. vs. Southern Illinois, 1966.....	398
10. vs. Louisiana-Lafayette, 2007.....	383

#### Most Pass Attempts (Season)

1. 2007.....	553
2. 2008.....	493
3. 1982.....	454
4. 2016.....	449
5. 1969.....	447

#### Most Pass Completions (Season)

1. 2007.....	330
2. 2008.....	309
3. 2009.....	277
4. 2016.....	261
2013.....	261
5. 1994.....	245

#### Most Touchdown Passes (Season)

1. 1994.....	27
2. 1967.....	25
1968.....	25
1969.....	25
1966.....	25

#### Most Passing Yards Per Game (Season)

1. 1969.....	294.4
2. 1994.....	292.5
3. 2007.....	289.7
4. 1966.....	259.5
5. 1967.....	254.6

#### Most Interceptions Thrown (Season)

1. 1969.....	36
2. 1971.....	33
3. 1966.....	31
4. 2007.....	28
5. 1973.....	27
1991.....	27

### ↳ Single-Game Passing Leaders

#### Passing Attempts

1. Daniel Meager vs. SMU, 2007	64
2. Giovanni Vizza vs. ULM, 2008	61
Daniel Meager vs. Florida Atlantic, 2007	61
Rusty Hill vs. Tulsa, 1982	61
5. Phill Shotland vs. San Diego St., 1971	59
6. Joe Milton vs. Cincinnati, 1970	58
7. Giovanni Vizza vs. Louisiana-Lafayette, 2007**	57
8. Mitch Maher vs. Stephen F. Austin, 1994	56
<b>9. Mason Fine vs. Middle Tennessee, 2016</b>	<b>54</b>
Riley Dodge vs. Middle Tennessee, 2009	54
Giovanni Vizza vs. FIU, 2007	54
Vidal Carlin vs. Arkansas, 1965	54
Vidal Carlin vs. Tulsa, 1966	54

#### Pass Completions

1. Daniel Meager vs SMU, 2007	46
2. Rusty Hill vs. Tulsa, 1982	42
3. Giovanni Vizza vs. Navy, 2007**	40
4. Daniel Meager vs. Florida Atlantic, 2007	38
Giovanni Vizza vs. ULM, 2008	38
6. Riley Dodge vs. Middle Tennessee, 2009	35
Giovanni Vizza vs. Louisiana-Lafayette, 2007	35
Mitch Maher vs. Stephen F. Austin, 1994	35
Steve Ramsey vs. Louisiana-Lafayette, 1969	35
<b>10. Mason Fine vs. Middle Tennessee, 2016</b>	<b>32</b>

#### Pass Efficiency

1. Tony Ford vs. Wichita State, 1973	309.02
2. Mitch Maher vs. Nicholls St., 1993	295.41
3. Scott Hall vs. Middle Tennessee, 2003	276.26
4. Dajon Williams vs. Nicholls, 2014	254.89
5. Ken Washington vs. Louisiana Tech, 1977	225.04
6. Scott Davis vs. Texas, 1988	221.78
7. Derek Thompson, vs. Idaho, 2013	218.21
8. Scott Davis vs. Arkansas St., 1988	214.59
9. Giovanni Vizza vs. Navy, 2007**	205.10

#### Pass Yards

1. Daniel Meager vs. SMU, 2007	601
2. Steven Ramsey vs. Louisiana-Lafayette, 1969	495
3. Mitch Maher vs. Stephen F. Austin, 1994	486
4. Giovanni Vizza vs. Navy, 2007**	478
5. Steve Ramsey vs. Cincinnati, 1968	433
6. Josh Gulley vs. UNLV, 1995	422
7. Scott Davis vs. Texas, 1988	419
8. Corkey Boland vs. S. Illinois, 1966	398
9. Giovanni Vizza vs. Louisiana-Lafayette, 2007	383
10. Steve Ramsey vs. Wichita St., 1969	381

#### Passing Touchdowns

1. Giovanni Vizza vs. Navy, 2007**	8
2. Steve Ramsey vs. Cincinnati, 1968	5
Steve Ramsey vs. UTEP, 1968	5
Steve Ramsey vs. Louisiana-Lafayette, 1969	5
5. 12 players, the last is DaMarcus Smith, 2015	4

#### Interceptions

1. Scott Davis vs. Stephen F. Austin, 1988	6
Steve Ramsey vs. Memphis, 1968	6
Steve Ramsey vs. Drake, 1969	6
3. Steve Ramsey vs. San Diego St., 1969	5

#### \*\* - Freshman Record

### ↳ Single-Season Passing Leaders

#### Pass Attempts

1. Giovanni Vizza, 2008	493
2. Steve Ramsey, 1969	414
3. Derek Thompson, 2013	390
4. Giovanni Vizza, 2007	383
5. Derek Thompson, 2012	372
6. Mitch Maher, 1994	370
7. Vidal Carlin, 1965	341
8. Steve Ramsey, 1968	332
9. Mitch Maher, 1993	324

#### Passes Completed

1. Giovanni Vizza, 2008	309
2. Derek Thompson, 2013	251
3. Mitch Maher, 1994	231
4. Giovanni Vizza, 2007	223
5. Derek Thompson, 2012	214
6. Riley Dodge, 2009	205
7. Steve Ramsey, 1969	195
8. Steve Ramsey, 1968	177
Rusty Hill, 1982	177
10. Mitch Maher, 1993	176

#### Passing Efficiency

1. Mitch Maher, 1994	190.89
2. Ken Washington, 1977	158.93
3. Scott Hall, 2003	153.43
4. Mitch Maher, 1993	137.40
5. Scott Hall, 2004	137.09
6. Riley Dodge, 2010	134.15
7. Derek Thompson, 2013	133.61
8. Scott Hall, 2001	133.07

#### Touchdown Passes

1. Mitch Maher, 1994	26
2. Steve Ramsey, 1969	24
Steve Ramsey, 1968	24
Mitch Maher, 1993	24
5. Steve Ramsey, 1967	21

#### Passing Yards

1. Mitch Maher, 1994	3,103
2. Derek Thompson, 2013	2,896
3. Steve Ramsey, 1969	2,828
4. Giovanni Vizza, 2008	2,758
5. Derek Thompson, 2012	2,649
6. Mitch Maher, 1993	2,595
7. Steve Ramsey, 1968	2,516
8. Scott Davis, 1988	2,409
9. Giovanni Vizza, 2007	2,388
10. Mitch Maher, 1992	2,090

#### Interceptions

1. Steve Ramsey, 1969	31
2. Vidal Carlin, 1966	24
3. Giovanni Vizza, 2007	20
4. Steve Ramsey, 1967	19
Rich Shaw, 1971	19
6. Jason Mills, 1995	18
Vidal Carlin, 1965	18

#### Completion Percentage (at least 100 completions)

1. Riley Dodge (205-303), 2009	67.7
2. Derek Thompson (251-390), 2013	64.4
3. Daniel Meager (107-169), 2007	63.3
4. Giovanni Vizza (309-493), 2008	62.7
5. Mitch Maher (231-370), 1994	62.4
6. Jordan Case (103-167), 1979	61.6
7. Rusty Hill (177-292), 1982	60.6
8. Riley Dodge (106-176), 2010	60.2
<b>9. Mason Fine (155-261), 2016</b>	<b>59.4</b>
10. Scott Davis (155-263), 1989	58.9



# RECORDS

## ↳ Passing

### ↳ Year-By-Year Passing Leaders

Year	Player	Cmp.	Att.	TD	Yds.
2016	Mason Fine	155	261	6	1,572
2015	DaMarcus Smith	99	212	8	1,010
2014	Andrew McNulty	110	202	6	1,295
2013	Derek Thompson	251	390	16	2,896
2012	Derek Thompson	214	372	14	2,649
2011	Derek Thompson	157	272	11	1,759
2010	Riley Dodge	106	176	11	1,212
2009	Riley Dodge	205	303	9	1,975
2008	Giovanni Vizza	309	493	15	2,758
2007	Giovanni Vizza	223	383	20	2,388
2006	Daniel Meager	53	100	4	517
2005	Daniel Meager	101	202	4	941
2004	Scott Hall	134	237	14	1,818
2003	Scott Hall	107	186	13	1,732
2002	Andrew Smith	91	196	7	1,206
2001	Scott Hall	102	194	17	1,453
2000	Scott Hall	75	154	6	937
1999	Richard Bridges	54	150	3	621
1998	Jason Attaway	51	109	3	680
1997	Jason Mills	127	245	13	1,667
1996	Jason Mills	91	211	5	1,016
1995	Jason Mills	105	216	12	1,183
1994	Mitch Maher	231	370	26	3,103
1993	Mitch Maher	176	324	24	2,595
1992	Mitch Maher	151	292	11	2,090
1991	Wendell Mosley	75	169	4	861
1990	Scott Davis	142	262	7	1,550
1989	Scott Davis	155	263	14	1,941
1988	Scott Davis	158	270	12	2,409
1987	Scott Davis	64	127	8	1,023
1986	Bron Beal	43	95	5	664
1985	Mike Rhone	30	94	2	487
1984	Scott Toman	35	112	2	494
1983	Greg Carter	93	185	12	1,275
1982	Rusty Hill	177	292	9	1,704
1981	Greg Carter	73	138	2	782
1980	Joe Stevenson	129	236	11	1,582
1979	Jordan Case	103	167	3	1,152
1978	Jordan Case	105	179	8	1,360
1977	Ken Washington	81	129	10	1,155
1976	Ken Smith	47	111	5	630
1975	Glen Ray	26	65	2	472
1974	Ken Washington	78	201	6	1,042
1973	Phil Shotland	72	176	5	959
1972	Rick Shaw	47	177	1	734
1971	Rick Shaw	41	124	6	666
1970	Joe Milton	138	296	9	1,852
1969	Steve Ramsey	195	414	24	2,828
1968	Steve Ramsey	177	332	24	2,516
1967	Steve Ramsey	119	269	21*	1,732
1966	Vidal Carlin	117	292	13	1,510
1965	Vidal Carlin	159	341	12	1,723
1964	Corkey Boland	49	116	3	608
1963	Billy Ryan	21	59	5	277
1962	Billy Ryan	17	49	1	189
1961	Billy Ryan	20	50	0	179
1960	Robert Duty	49	109	2	614
1959	Vernon Cole	29	58	1	304
1958	Vernon Cole	48	98	7	589
1957	Ray Toole	26	72	6	367
1956	Ray Toole	29	66	6	485
1955	Don Baker	40	85	8	700
1954	Don Baker	46	98	8	630
1953	Bobby Hughes	59	115	3	757
1952	Bobby Hughes	28	70	4	385
1951	Richard Harvey	61	131	14	1,194
1950	Zeke Martin	48	109	3	822

\*NCAA Leader

### ↳ Career Passing Leaders

#### Passing Attempts

1. Mitch Maher, 1991-94	1,149
2. Derek Thompson, 2009-13	1,055
3. Steve Ramsey, 1967-69	1,015
4. Scott Davis, 1987-90	922
5. Giovanni Vizza, 2007-08	876
6. Scott Hall, 2000-04	784
7. Jason Mills, 1994-97	697
8. Vidal Carlin, 1965-66	633
9. Ken Washington, 1974-77	484
10. Riley Dodge, 2008-10	481

#### Passes Completed

1. Mitch Maher, 1991-94	640
2. Derek Thompson, 2009-13	636
3. Giovanni Vizza, 2007-08	532
4. Scott Davis, 1987-90	519
5. Steve Ramsey, 1967-69	491
6. Scott Hall, 2000-04	422
7. Jason Mills, 1995-97	337
8. Riley Dodge, 2008-01	311
9. Vidal Carlin, 1965-66	276

#### Passing Efficiency

1. Scott Hall, 2000-04	132.26
2. Mitch Maher, 1991-94	128.56
3. Scott Davis, 1987-90	126.44
4. Derek Thompson, 2009-13	126.27
5. Riley Dodge, 2008-10	125.71
6. Steve Ramsey, 1967-69	116.16
7. Giovanni Vizza, 2007-08	114.01
8. Jordan Case, 1977-79	111.61
9. Andrew McNulty, 2011-15	110.22
10. Ken Washington, 1974-77	105.01

#### Touchdown Passes

1. Steve Ramsey, 1967-69	69
2. Mitch Maher, 1991-94	67
3. Scott Hall, 2000-04	50
4. Derek Thompson, 2009-13	42
5. Scott Davis, 1987-90	41
6. Giovanni Vizza, 2007-08	32
Jason Mills, 1995-97	32
8. Vidal Carlin, 1965-66	25

#### Passing Yards

1. Mitch Maher, 1991-94	8,519
2. Derek Thompson, 2009-13	7,447
3. Steve Ramsey, 1967-69	7,076
4. Scott Davis, 1987-90	6,923
5. Scott Hall, 2000-04	5,975
6. Giovanni Vizza, 2007-08	5,146
7. Jason Mills, 1994-97	3,981
8. Vidal Carlin, 1965-66	3,233
9. Riley Dodge, 2008-10	3,187
10. Ken Washington, 1974-77	3,040

#### Interceptions

1. Steve Ramsey, 1967-69	67
2. Mitch Maher, 1991-94	50
3. Vidal Carlin, 1965-66	47
4. Jason Mills, 1995-97	37
5. Giovanni Vizza, 2007-08	36

#### Completion Percentage (at least 200 completions)

1. Riley Dodge (311-481), 2008-10	64.7
2. Jordan Case (218-354), 1977-79	61.6
3. Giovanni Vizza (223-383), 2007-08	60.7
4. Derek Thompson (636-1,055), 2009-13	60.3
5. Scott Davis (519-922), 1987-90	56.7
6. Rusty Hill (241-432), 1980-82	55.8
7. Mitch Maher (640-1,149), 1991-94	55.7
8. Daniel Meager (261-471), 2005-08	55.4
9. Scott Hall (422-784), 2000-04	53.8
10. Greg Carter (236-461), 1980-83	51.2



### ↳ Career 200-Yard Passing Games

1. Mitch Maher, 1991-94	23
2. Steve Ramsey, 1967-69	20
Derek Thompson, 2009-13	20
4. Giovanni Vizza, 2007-08	15
5. Scott Davis, 1987-90	9
6. Vidal Carlin, 1965-66	8
7. Scott Hall, 2000-04	7
Riley Dodge, 2008-10	7

### ↳ Consecutive 200-Yard Passing Games

1. Mitch Maher, 1994	10
2. Derek Thompson, 2012	8
3. Giovanni Vizza, 2008	6
Steve Ramsey, 1969	6
5. Steve Ramsey, 1968	4
Vidal Carlin, 1965	4

### ↳ Career 300-Yard Passing Games

1. Derek Thompson, 2009-13	7
2. Steve Ramsey, 1966-69	6
3. Giovanni Vizza, 2007-08	4
Mitch Maher, 1991-94	4
5. Scott Davis, 1987-90	3
6. Riley Dodge, 2008-10	2
Daniel Meager, 2005-08	2

### ↳ 300-Yard Passing Games

1. Daniel Meager vs. SMU, 2007	601
2. Steve Ramsey vs. Louisiana-Lafayette, 1969	495
3. Mitch Maher vs. Stephen F. Austin, 1994	486
4. Giovanni Vizza vs. Navy, 2007	478
5. Steve Ramsey vs. Cincinnati, 1968	433
6. Josh Gulley vs. UNLV, 1995	422
7. Scott Davis vs. Texas, 1988	419
8. Corkey Boland vs. S. Illinois, 1966	398
9. Giovanni Vizza vs. Louisiana-Lafayette, 2007	383
10. Steve Ramsey vs. Wichita St, 1969	381
11. Jason Mills vs. Utah St., 1997	377
Rusty Hill vs. Tulsa, 1982	377
13. Steve Ramsey vs. UTEP, 1968	376
14. Steve Ramsey vs. Cincinnati, 1969	373
15. Phil Shotland vs. San Diego St., 1971	370
16. Mitch Maher vs. Oklahoma St., 1994	364
17. Giovanni Vizza vs. ULM, 2008	362
18. Giovanni Vizza vs. Louisiana-Lafayette, 2008	361
19. Derek Thompson vs. Idaho, 2013	349
20. Joe Milton vs. Cincinnati, 1970	342
21. Corkey Boland vs. Chattanooga, 1966	339
22. Derek Thompson vs. ULM, 2012	333
23. Derek Thompson vs. ULM, 2011	332
24. Derek Thompson vs. Troy, 2011	331
25. Derek Thompson vs. Tulane, 2013	326
26. Mitch Maher vs. ULM, 1993	323
27. Scott Davis vs. Arkansas St., 1988	322
28. Mitch Maher vs. Nicholls St., 1994	319
29. Derek Thompson vs. Arkansas St., 2012	316
30. Riley Dodge vs. FIU, 2009	314
31. Riley Dodge vs. Middle Tennessee, 2009	313
32. Steve Ramsey vs. Cincinnati, 1967	308
Scott Davis vs. Stephen F. Austin, 1988	308
34. Vidal Carlin vs. Arkansas, 1965	307
35. Alec Morris vs. Army, 2016	304
<b>36. Mason Fine vs. Middle Tennessee, 2016</b>	<b>303</b>
Andrew McNulty vs. Rice, 2015	303
38. Daniel Meager vs. Florida Atlantic, 2007	301
39. Derek Thompson vs. Southern Miss, 2013	300

### ↳ Longest Passing Plays

1. G. Vizza to C. Fitzgerald vs. ULM, 2007	99
2. Mitch Maher to T. Redwin vs. Nicholls St, 1993	96
3. Andrew McNulty to C. Harris vs. Rice, 2015	93
4. Steve Ramsey to R. Shanklin vs. Cincinnati, 1969	91
5. Steve Ramsey to Leo Taylor vs. Cincinnati, 1968	87
6. Steve Ramsey to R. Shanklin vs. Cincinnati, 1968	85
Derek Thompson to Brelan Chancellor vs. Idaho, 2013	85
8. Derek Thompson to Lance Dunbar vs. Indiana, 2011	83
9. Spencer Stack to Scott McGrew vs. New Mexico St. 1999	80
Derek Thompson to Brelan Chancellor vs. LSU, 2012	80

### ↳ North Texas Career Passing Leaders

#### 1. Mitch Maher - 8,519 1991-94

Year	Att	Cmp	Pct	Yds	TD	Int
1991	162	82	51	731	6	8
1992	293	151	52	2,090	11	14
1993	324	176	54	2,595	24	14
1994	370	231	62	3,103*	26*	14
<b>Career</b>	<b>1,149*</b>	<b>640*</b>	<b>56</b>	<b>8,519*</b>	<b>67</b>	<b>50</b>

#### 2. Derek Thompson - 7,447 2009-13

Year	Att	Cmp	Pct	Yds	TD	Int
2009	3	3	100.0	60	1	0
2010	18	11	61.1	83	0	1
2011	272	157	57.7	1,759	11	7
2012	372	214	57.5	2,641	14	14
2013	390	251	64.4	2,896	16	13
<b>Career</b>	<b>1,055</b>	<b>636</b>	<b>60.3</b>	<b>7,447</b>	<b>42</b>	<b>34</b>

#### 3. Steve Ramsey - 7,076 1967-69

Year	Att	Cmp	Pct	Yds	TD	Int
1967	269	119	42	1,732	21	19
1968	332	177	53	2,516	24	17
1969	414	195	47	2,828	24	31*
<b>Career</b>	<b>1,015</b>	<b>491</b>	<b>48</b>	<b>7,076</b>	<b>69*</b>	<b>67*</b>

#### 4. Scott Davis - 6,923 1987-90

Year	Att	Cmp	Pct	Yds	TD	Int
1987	127	64	50	1,023	8	4
1988	270	158	58	2,409	12	15
1989	263	155	59	1,941	14	12
1990	262	142	54	1,550	7	4
<b>Career</b>	<b>922</b>	<b>519</b>	<b>56</b>	<b>6,923</b>	<b>41</b>	<b>35</b>

#### 5. Scott Hall - 5,975 2000-04

Year	Att	Cmp	Pct	Yds	TD	Int
2000	154	75	49	937	6	6
2001	194	102	53	1,453	17	11
2002	13	4	31	35	0	0
2003	186	107	58	1,732	13	5
2004	237	134	57	1,818	14	4
<b>Career</b>	<b>784</b>	<b>422</b>	<b>54</b>	<b>5,975</b>	<b>50</b>	<b>26</b>

\*- School Record



# RECORDS

## ↳ Receiving

### ↳ Single-Game Receiving Leaders

#### Receiving Yards

1. Casey Fitzgerald vs. SMU, 2007	327
2. Casey Fitzgerald, vs. Louisiana-Lafayette, 2008	231
Scott Ford vs. Abilene Christian, 1992	231
4. Barry Moore vs. UTEP, 1968	228
5. Marcus Camper vs. Texas, 1988	224
6. John Love vs. Chattanooga, 1966	220
7. Barry Moore vs. Louisiana-Lafayette, 1969	217
8. Carlos Harris vs. Southern Miss, 2014	216
9. Carlos Harris vs. Rice, 2015	193
10. David Yaege vs. San Diego St., 1971	191

#### Most Receptions

1. Marvin Walker vs. Tulsa, 1982	22
2. Casey Fitzgerald vs. SMU, 2007	18
3. Carlos Harris vs. Southern Miss, 2014	15
4. Casey Fitzgerald vs. Troy, 2008	14
Casey Fitzgerald vs. Louisiana-Lafayette, 2008	14
Casey Fitzgerald vs. Louisiana-Lafayette, 2007	14
Peter Harvey vs. ULM, 1981	14
John Love vs. Arkansas, 1965	14
9. Casey Fitzgerald vs. Navy, 2007	13
10. Darnell Smith vs. UTSA, 2013	13

#### Receiving Touchdowns

1. Casey Fitzgerald vs. Navy, 2007	5
2. Johnny Quinn vs. Louisiana-Lafayette, 2007	3
Barry Moore vs. UTEP, 1968	3
Ron Shanklin vs. Tulsa, 1969	3
Troy Redwine vs. Oregon St., 1995	3
John Love vs. Wichita St., 1966	3
John Love vs. Chattanooga, 1966	3
David Kervin vs. Wichita St., 1973	3
Charlie Murray vs. ULM, 1978	3

### ↳ Single-Season Receiving Leaders

#### Receiving Yards

1. Casey Fitzgerald, 2007	1,322
2. Barry Moore, 1969	1,130
John Love, 1966	1,130
4. Casey Fitzgerald, 2008	1,119
5. Barry Moore, 1968	1,053
6. David Brown, 1968	1,013
7. John Love, 1965	994
8. Marcus Camper, 1988	938
9. Marvin Walker, 1982	934
10. Ron Shanklin, 1969	874

#### Receptions

1. Casey Fitzgerald, 2008	113
2. Casey Fitzgerald, 2007	111
3. Marvin Walker, 1982	91
4. Brandon Jackson, 2007	79
5. John Love, 1965	76
6. Barry Moore, 1969	71
Jamaal Jackson, 2009	71
8. Darnell Smith, 2013	70
Carlos Harris, 2014	70
10. Barry Moore, 1968	69

#### \*\*Freshman Record

#### Touchdowns

1. Ron Shanklin, 1967	13
2. Casey Fitzgerald, 2007	12
3. David Brown, 1994	11
George Marshall, 2001	11
Marvin Walker, 1982	11
6. John Love, 1966	10
7. Johnny Quinn, 2004	9
Charlie Murray, 1978	9
9. Troy Redwine, 1995	8
10. Five Players Tied	7

#### Yards Per Reception

##### (Minimum 20 catches)

1. A.V. Collins (30-949), 1949	31.6
2. Troy Redwine (34-867), 1993	25.5
3. Vance Jackson (29-639), 1973	22.0
4. Ron Shanklin (41-867), 1967	21.1
5. Johnny Quinn (34-709), 2003	20.9
6. Scott Ford (21-435), 1992	20.7

### ↳ Career Receiving Leaders

#### Yards

1. Johnny Quinn, 2003-06	2,718
2. Troy Redwine, 1992-96	2,567
3. Casey Fitzgerald, 2005-08	2,533
4. Ron Shanklin, 1967-69	2,465
5. Carlos Harris, 2012-15	2,406
6. David Brown, 1991-94	2,402
7. Barry Moore, 1968-69	2,183
8. John Love, 1965-66	2,124
9. Marcus Camper, 1985-88	1,939
10. Pete Harvey, 1978-81	1,932

#### Receptions

1. Casey Fitzgerald, 2005-08	229
2. Carlos Harris, 2012-15	197
3. Johnny Quinn, 2003-06	187
4. David Brown, 1991-94	182
5. Pete Harvey, 1978-81	164
6. John Love, 1965-66	144
Ron Shanklin, 1967-69	144
8. Barry Moore, 1968-69	140
9. Troy Redwine, 1992-96	138
10. Marvin Walker, 1979-82	137

#### Receiving Touchdowns

1. Ron Shanklin, 1967-69	31
2. Troy Redwine, 1992-95	23
3. David Brown, 1991-94	22
4. Johnny Quinn, 2003-06	21
5. Casey Fitzgerald, 2005-08	20
6. John Love, 1965-66	17
7. George Marshall, 1999-02	15
8. Marcus Camper, 1985-88	14
James Russell, 1965-67	14

#### Yards Per Reception (Minimum 40 catches)

1. Broderick McGrew (66-1,224), 1996-99	18.7
2. Troy Redwine (138-2,567), 1992-96	18.6
3. David Kervin (69-1,246), 1972-73	18.1
4. David Yaege (77-1,369), 1971-72	17.8
5. Marcus Camper (111-1,939), 1985-88	17.4

### ↳ Career 100-Yard Receiving Games

1. John Love, 1965-66	11
Barry Moore, 1968-69	11
3. Casey Fitzgerald, 2005-08	10
4. Ron Shanklin, 1967-69	9
5. Brelan Chancellor, 2010-13	7
6. Casey Fitzgerald, 2005-08	6
Johnny Quinn, 2003-06	6
Troy Redwine, 1993-95	6
David Yaege, 1971-72	6
10. David Brown, 1991-94	5

### ↳ Consecutive 100-Yard Receiving Games

1. Ron Shanklin, 1969	3
Ret Little, 1970	3
David Yaege, 1972	3
4. Brelan Chancellor, 2010-13	2
Casey Fitzgerald, 2008	2
Casey Fitzgerald, 2007	2
Sam Dibrell, 2007	2
Johnny Quinn, 2006	2
Johnny Quinn, 2004	2
Troy Redwine, 1993	2
Barry Moore, 1969	2

### ↳ 150-Yard Receiving Games

1. Casey Fitzgerald vs. SMU, 2007	327
2. Casey Fitzgerald vs. Louisiana-Lafayette, 2008	231
Scott Ford vs. Abilene Christian, 1992	231
4. Barry Moore vs. UTEP, 1968	228
5. Marcus Camper vs. Texas, 1988	224
6. John Love vs. Chattanooga, 1966	220
7. Barry Moore vs. Louisiana-Lafayette, 1969	217
8. Carlos Harris vs. Southern Miss, 2014	216
9. Carlos Harris vs. Rice, 2015	193
10. David Yaege vs. San Diego St., 1971	191
11. Ron Shanklin vs. Cincinnati, 1969	184
12. Johnny Quinn vs. Louisiana-Lafayette, 2003**	176
13. Ret Little vs. Cincinnati, 1970	175
14. Tony Merriwether vs ULM, 1982	172
15. David Brown vs. Stephen F. Austin, 1994	168
16. John Love vs. Arkansas, 1965	167
Troy Redwine vs. Oklahoma St., 1994	167
18. Ret Little vs. New Mexico St., 1970	166
19. Marvin Walker vs. Tulsa, 1982	164
20. James Russell vs. S. Illinois, 1966	163
21. Turner Smiley vs. Southern Miss, 2016	162
Troy Redwine vs. ULM, 1993	162
23. Joel Nwigwe vs. Middle Tennessee, 2003	158
John Love vs. Parsons College, 1965	158
Ron Shanklin vs. Louisville, 1967	158
26. Pete Harvey vs. ULM, 1981	157
27. Barry Moore vs. Arkansas, 1968	155
28. Broderick McGrew vs. Nevada, 1999	154
29. Johnny Quinn vs. Middle Tennessee, 2004	153
30. David Brown vs. Texas State, 1994	152
31. Lance Dunbar vs. Indiana, 2011	152
32. Ron Shanklin vs. Cincinnati, 1968	151

#### \*\*Freshman Record\*\*



## ↳ North Texas Career Receiving Leaders

### 1. Johnny Quinn - 2,718

2003-06

Year	G	Rec.	Yards	Avg.	TD	Long
2003	13	34	709	20.9	3	54
2004	12	49	785	16.0	9	67
2005	11	47	591	12.6	5	42
2006	11	57	633	11.1	4	54
<b>Career</b>	<b>47</b>	<b>187</b>	<b>2,718*</b>	<b>15.15</b>	<b>21</b>	<b>67</b>

### 2. Troy Redwine - 2,567

1992-96

Year	G	Rec.	Yards	Avg.	TD	Long
1992	11	5	89	17.8	0	30
1993	11	34	867	25.5	8	96
1994	12	49	811	16.6	7	59
1995	11	50	800	16.0	8	70
<b>Career</b>	<b>45</b>	<b>138</b>	<b>2,567</b>	<b>18.9</b>	<b>23</b>	<b>96</b>

### 3. Casey Fitzgerald - 2,533

2005-08

Year	G	Rec.	Yards	Avg.	TD	Long
2005	5	1	9	9.0	0	9
2006	6	4	83	20.8	2	36
2007	12	111	1,322*	11.9	12	99*
2008	12	113*	1,119	9.9	6	57
<b>Career</b>	<b>35</b>	<b>229*</b>	<b>2,533</b>	<b>12.9</b>	<b>20</b>	<b>99</b>

### 4. Ron Shanklin - 2,465

1967-69

Year	G	Rec.	Yards	Avg.	TD	Long
1967	10	47	724	15.4	8	
1968	9	41	867	21.1	13	
1969	12	56	1,322	23.6	10	
<b>Career</b>	<b>31</b>	<b>144</b>	<b>2,465</b>	<b>20.0</b>	<b>31*</b>	

### 5. Carlos Harris - 2,406

2012-15

Year	G	Rec.	Yards	Avg.	TD	Long
2012	12	19	263	13.8	1	33
2013	13	47	553	11.8	2	42
2014	12	70	863	12.3	3	51
2015	12	61	727	11.9	7	93
<b>Career</b>	<b>49</b>	<b>197</b>	<b>2,406</b>	<b>12.2</b>	<b>13</b>	<b>93</b>

\*School Record

## ↳ Year-By-Year Pass Receptions Leaders

Year	Player	Rec.	Yds.	Avg.	TD
2016	Thaddeous Thompson	43	545	12.7	2
2015	Carlos Harris	61	727	11.9	7
2014	Carlos Harris	70	863	12.3	3
2013	Darnell Smith	70	791	11.3	4
2012	Ivan Delgado	42	570	13.6	0
2011	Brelan Chancellor	37	457	12.4	3
2010	Darius Carey	38	524	13.8	5
2009	Jamaal Jackson	71	701	9.9	6
2008	Casey Fitzgerald	113	1,119	9.9	6
2007	Casey Fitzgerald	111	1,322	11.9	12
2006	Johnny Quinn	57	633	11.1	4
2005	Johnny Quinn	47	591	12.6	5
2004	Johnny Quinn	49	785	16.0	9
2003	Johnny Quinn	34	709	20.9	3
2002	George Marshall	30	398	13.3	2
2001	George Marshall	32	546	17.1	11
2000	Byron Curtis	21	336	16.0	1
1999	Broderick McGrew	32	601	18.8	5
1998	Jay Young	32	428	13.4	1
1997	Jay Young	36	552	15.3	4
1996	Brian Waters	28	272	9.7	4
1995	Troy Redwine	50	800	16.0	8
1994	David Brown	66	1,013	15.3	11
1993	David Brown	45	497	11.0	7
1992	Clayton George	36	563	15.6	2
1991	David Brown	45	531	11.8	1
1990	Erric Pegram	55	444	8.1	1
1989	Tony Cook	45	523	11.6	3
1988	Marcus Camper	54	938	17.3	7
1987	Marcus Camper	24	422	17.5	3
1986	Marcus Camper	16	247	15.4	1
1985	Marcus Camper	17	332	19.5	3
1984	Tim Wasson	28	453	16.1	1
1983	Tim Wasson	37	553	14.9	4
1982	Marvin Walker	91*	934	10.3	11
1981	Pete Harvey	57	743	13.0	3
1980	Pete Harvey	47	496	10.6	5
1979	Pete Harvey	37	424	11.5	1
1978	Charlie Murray	32	546	17.1	9
1977	Tim Loftin	33	523	15.8	5
1976	J.T. Hollins	22	331	15.0	1
1975	Jeff Webb	23	375	16.3	1
1974	J.T. Hollins	27	374	13.9	1
1973	David Kervin	34	641	18.8	6
1972	David Yaeger	42	738	17.6	2
1971	David Yaeger	35	631	18.0	4
1970	Ret Little	43	733	17.0	2
1969	Barry Moore	71	1,130	15.9	5
1968	Barry Moore	69	1,053	15.3	7
1967	James Russell	44	624	14.1	5
1966	John Love	68	1,130	16.6	10
1965	John Love	76	994	13.1	7
1964	Carl Lockhart	29	341	11.8	1
1963	Herb Carr	7	88	12.6	1
1962	A.D. Whitfield	7	116	16.6	3
1961	W. Freeman	6	63	10.5	0
1960	Billy Christle	12	161	13.4	0
1959	Abner Haynes	16	231	14.4	3
1958	Abner Haynes	19	298	15.7	3
1957	Abner Haynes	11	50	4.5	0
1956	Dennis Shaw	15	279	18.6	1
1955	Dennis Shaw	13	225	17.3	2
1954	Charlie McGinty	25	376	15.0	5
1953	Ken Hall	18	288	15.5	3
1952	Winton Criswell	12	157	13.1	1
1951	Wendell Swann	23	472	20.5	5
1950	Wendell Swann	26	434	16.7	1

\*NCAA Leader



# RECORDS

## ↳ Total Offense

### ↳ Team Total Offense

#### Plays

Game: 99 vs. New Mexico State, 10/31/70

Opp. Low: 36 vs. New Mexico State, 10/4/58

Season: 951, 2013; Opp. Low: 532, 1958

#### Yards

Game: 635 vs. Navy, 11/10/07

Opp. Low: 46 vs. Cincinnati, 10/10/59

Season: 5,336, 2013; Opp. Low: 1821, 1967

#### Most Yards Total Offense

1. 2007 vs. Navy.....	635
2. 2007 vs. SMU.....	613
3. 2013 vs. Idaho.....	591
4. 2009 vs. Western Kentucky.....	583
5. 1969 vs. Louisiana-Lafayette.....	579
1968 vs. Cincinnati.....	579
7. 2013 vs. Tulsa.....	550
8. 1990 vs. Abilene Christian.....	544

#### Most Plays

1. 951.....	2013
2. 934.....	2007
3. 884.....	2008
4. 878.....	1980
5. 875.....	2016

#### Most Yards of Total Offense

1. 5,336.....	2013
2. 4,904.....	2009
3. 4,901.....	2007
4. 4,845.....	1951
5. 4,751.....	2012

#### Most Yards of Total Offense Per Game

1. 421.0.....	1969
2. 420.2.....	1951
3. 410.5.....	2013
4. 408.7.....	2009
5. 408.4.....	2007

### ↳ Individual Total Offense

#### (300-Yard Total Offense Games)

1. Daniel Meager vs. SMU, 2007.....	597
2. Giovanni Vizza vs. Navy, 2007.....	571
3. Mitch Maher vs. Stephen F. Austin, 1994.....	491
4. Steve Ramsey vs. Louisiana-Lafayette, 1969.....	483
5. Jason Mills vs. Utah St., 1997.....	443
6. Josh Gulley vs. UNLV, 1995.....	433
7. Scott Davis vs. Texas, 1988.....	426
8. Giovanni Vizza vs. Louisiana-Lafayette, 2007.....	413
9. Riley Dodge vs. FIU, 2009.....	398
10. Steve Ramsey vs. Cincinnati, 1968.....	393
11. Giovanni Vizza vs. Louisiana-Lafayette, 2008.....	382
Phil Shotland vs. San Diego St., 1971.....	382
13. Riley Dodge vs. Middle Tennessee, 2009.....	370
14. Rusty Hill vs. Tulsa, 1982.....	366
15. Giovanni Vizza vs. ULM, 2008.....	364
16. Steve Ramsey vs. Cincinnati, 1969.....	360
17. Mitch Maher vs. Oklahoma St., 1994.....	359
18. Steve Ramsey vs. Wichita St., 1969.....	358
19. Steve Ramsey vs. UTEP, 1968.....	351
20. Derek Thompson vs. Idaho, 2013.....	350
21. <b>Mason Fine vs. UTSA, 2016.....</b>	<b>348</b>
22. Derek Thompson vs. Troy, 2011.....	346
23. Derek Thompson vs. Tulane, 2013.....	345
24. Derek Thompson vs. ULM, 2012.....	341
25. Mitch Maher vs. ULM, 1993.....	334

Joe Milton vs. Cincinnati, 1970.....	334
27. Scott Davis vs. Arkansas St., 1988.....	333
28. Daniel Meager vs. Florida Atlantic, 2007.....	332
Riley Dodge vs. Western Kentucky, 2009.....	332
30. Andrew McNulty vs. Rice, 2015.....	329
31. Casey Fitzgerald vs. SMU, 207.....	327
32. Corkey Boland vs. Chattanooga, 1966.....	327
33. Mitch Maher vs. Nicholls St., 1994.....	326
34. Lance Dunbar vs. Middle Tennessee, 2011.....	320
Derek Thompson vs. ULM, 2011.....	320
36. Alec Morris vs. Army (bowl game), 2016.....	318
37. Riley Dodge vs. Army, 2009.....	315
38. Derek Thompson vs. Arkansas St., 2012.....	314
39. Andrew McNulty vs. UTSA, 2014.....	310
40. Mitch Maher vs. Abilene Christian, 1992.....	305
Lance Dunbar vs. Kansas St., 2010.....	305
Derek Thompson vs. Southern Miss, 2013.....	305

### ↳ Single-Game Total Offense Leaders

#### Most Plays

1. Giovanni Vizza vs. Louisiana-Lafayette, 2007.....	73
2. Daniel Meager vs. SMU, 2007.....	72
Daniel Meager vs. Florida Atlantic, 2007.....	72
4. Joe Milton vs. Cincinnati, 1970.....	66
Phil Shotland vs. San Diego St., 1971.....	66

#### Most Yards

1. Daniel Meager vs. SMU, 2007.....	597
2. Giovanni Vizza vs. Navy, 2007.....	571
3. Mitch Maher vs. Stephen F. Austin, 1994.....	491
4. Steve Ramsey vs. Louisiana-Lafayette, 1969.....	483
5. Jason Mills vs. Utah St., 1997.....	443

### ↳ Single-Season Total Offense Leaders

#### Most Plays

1. Giovanni Vizza, 2007.....	516
2. Steve Ramsey, 1969.....	481
3. Scott Davis, 1990.....	463
4. Mitch Maher, 1994.....	458
5. Derek Thompson, 2013.....	454

#### Most Yards

1. Mitch Maher, 1994.....	3,280
2. Derek Thomopson, 2013.....	3,053
3. Giovanni Vizza, 2008.....	2,944
4. Scott Davis, 1988.....	2,848
5. Mitch Maher, 1993.....	2,711
6. Giovanni Vizza, 2007.....	2,687
7. Derek Thompson, 2012.....	2,675
8. Steve Ramsey, 1969.....	2,637

### ↳ Career Total Offense Leaders

#### Most Plays

1. Scott Davis, 1987-90.....	1,549
2. Mitch Maher, 1991-94.....	1,471
3. Derek Thompson, 2009-13.....	1,214
4. Steve Ramsey, 1967, 69.....	1,132
5. Scott Hall, 2000-04.....	1,101

#### Most Yards

1. Mitch Maher, 1991-94.....	9,006
2. Scott Davis, 1987-90.....	8,436
3. Derek Thompson, 2009-13.....	7,760
4. Steve Ramsey, 1967-69.....	6,568
5. Scott Hall, 2000-04.....	6,440
6. Giovanni Vizza, 2007-08.....	5,631
7. Ken Washington, 1974-77.....	4,313
8. Lance Dunbar, 2008-11.....	4,224
9. Jason Mills, 1994-97.....	4,161
10. Patrick Cobbs, 2001-05.....	4,093

### ↳ Year-By-Year Total Offense Leaders

Year	Player	Rush	Pass	Total
2016	<b>Mason Fine</b>	<b>118</b>	<b>1,572</b>	<b>1,690</b>
2015	DaMarcus Smith	427	1,010	1,437
2014	Andrew McNulty	54	1,295	1,349
2013	Derek Thompson	157	2,896	3,053
2012	Derek Thompson	26	2,649	2,675
2011	Derek Thompson	113	1,759	1,872
2010	Lance Dunbar	1,553	0	1,553
2009	Riley Dodge	463	1,975	2,438
2008	Giovanni Vizza	116	2,828	2,944
2007	Giovanni Vizza	299	2,388	2,687
2006	Jamario Thomas	668	0	668
2005	Patrick Cobbs	1,154	33	1,187
2004	Scott Hall	11	1,818	1,829
2003	Scott Hall	74	1,732	1,806
2002	Kevin Galbreath	1,298	0	1,298
2001	Scott Hall	143	1,453	1,596
2000	Scott Hall	230	937	1,167
1999	Ja'Quay Wilburn	1,016	0	1,016
1998	Ja'Quay Wilburn	754	0	754
1997	Jason Mills	35	1,667	1,702
1996	Jason Mills	24	1,016	1,040
1995	Jason Mills	55	1,183	1,238
1994	Mitch Maher	177	3,103	3,280
1993	Mitch Maher	116	2,595	2,711
1992	Mitch Maher	167	2,090	2,257
1991	Wendell Mosley	-37	861	824
1990	Scott Davis	643	1,550	2,193
1989	Scott Davis	115	1,941	2,056
1988	Scott Davis	439	2,409	2,848
1987	Scott Davis	316	1,023	1,339
1986	Bron Beal	331	664	995
1985	Mike Rhone	294	487	781
1984	Mike Rhone	206	375	581
1983	Greg Carter	80	1,275	1,355
1982	Rusty Hill	-61	1,704	1,643
1981	Greg Carter	-38	782	744
1980	Joe Stevenson	89	1,582	1,671
1979	Jordan Case	-52	1,152	1,100
1978	Jordan Case	267	1,360	1,627
1977	Ken Washington	258	1,155	1,413
1976	Ken Washington	395	587	982
1975	Glen Ray	7	472	479
1974	Ken Washington	481	1,042	1,523
1973	Phil Shotland	-13	959	946
1972	Rick Shaw	74	734	808
1971	Rick Shaw	99	666	756
1970	Joe Milton	186	1,852	2,038
1969	Steve Ramsey	-191	2,828	2,637
1968	Steve Ramsey	-149	2,516	2,367
1967	Steve Ramsey	-168	1,732	1,564
1966	Vidal Carlin	-122	1,510	1,388
1965	Vidal Carlin	-65	1,723	1,658
1964	A.D. Whitfield	592	0	592
1963	Dwain Bean	770	14	784
1962	Dwain Bean	657	0	657
1961	Bobby Smith	541	0	541
1960	Robert Duty	30	614	644
1959	Vernon Cole	550	304	854
1958	Vernon Cole	269	589	858
1957	Ray Toole	316	367	683
1956	Ray Toole	90	485	575
1955	Don Baker	164	700	864
1954	Don Baker	164	630	794
1953	Dean Renfro	700	0	700
1952	Tommy Gray	829	0	829
1951	Richard Harvey	-143	1,194	1,051
1950	Zeke Martin	2	822	824





### ↳ All-Purpose Yards

#### Yards In A Game

1. Brelan Chancellor vs. Houston, 2011	332
2. Casey Fitzgerald vs SMU, 2007	327
3. Lance Dunbar vs. Middle Tennessee, 2011	320
4. Lance Dunbar vs. Kansas St., 2010	305
5. Jamario Thomas vs. Idaho, 2004	301
6. David Kervin vs. Wichita St., 1973	287
7. John Love vs. Arkansas, 1965	285
8. Erric Pegram vs. Alcorn St., 1990	284
9. Brelan Chancellor vs. Idaho, 2013	283
10. Lance Dunbar vs. Indiana, 2011	279

#### Yards In A Season

1. Brelan Chancellor, 2013	1,964
2. Lance Dunbar, 2010	1,885
3. Jamario Thomas, 2004	1,815
4. Lance Dunbar, 2009	1,735
5. Patrick Cobbs, 2003	1,711
6. Leo Taylor, 1968	1,652
7. Brelan Chancellor, 2011	1,628
8. Bernard Jackson, 1978	1,604
9. Erric Pegram, 1990	1,594
10. John Love, 1965	1,504

#### Yards In A Career

1. Brelan Chancellor, 2010-13	5,503
2. Lance Dunbar, 2008-11	5,375
3. Patrick Cobbs, 2001-05	5,222
4. Johnny Quinn, 2003-06	3,835
5. Jamario Thomas, 2004-07	3,670
6. Marcus Camper, 1985-88	3,562
7. Abner Haynes, 1957-59	3,322
8. Ja'Quay Wilburn, 1997-2000	3,299
9. Broderick McGrew, 1996-99	3,022
10. David Brown, 1991-94	3,011

### ↳ Year-By-Year All-Purpose Yards Leaders

Year	Name	Rush	Rec.	Rtn.	Tot.
2016	Jeffery Wilson	936	247	0	1,183
2015	Jeffery Wilson	830	71	279	1,180
2014	Carlos Harris	92	863	496	1,451
2013	Brelan Chancellor	123	792	1,049	1,964
2012	Brandin Byrd	875	92	28	995
2011	Brelan Chancellor	46	457	1,125	1,628
2010	Lance Dunbar	1,553	332	0	1,885
2009	Lance Dunbar	1,378	300	57	1,735
2008	Casey Fitzgerald	47	1,119	14	1,180
2007	Casey Fitzgerald	0	1,322	0	1,322
2006	Johnny Quinn	0	633	175	808
2005	Patrick Cobbs	1,154	106	226	1,486
2004	Jamario Thomas	1,801	14	0	1,815
2003	Patrick Cobbs	1,680	43	48	1,771
2002	Kevin Galbreath	1,298	21	0	1,319
2001	Kevin Galbreath	1,119	12	0	1,131
2000	Ja'Quay Wilburn	756	63	0	819
1999	Broderick McGrew	0	601	473	1,074
1998	Broderick McGrew	0	393	587	980
1997	Hut Allred	586	49	206	841
1996	Hut Allred	907	19	41	967
1995	Billie Smith	-7	441	563	997
1994	David Brown	8	1,013	364	1,385
1993	Terrance Brown	1,101	6	0	1,107
1992	Terrance Brown	976	16	0	992
1991	David Brown	58	531	307	896
1990	Erric Pegram	957	444	193	1,594
1989	Tony Cook	-21	523	422	924
1988	Marcus Camper	0	938	412	1,350
1987	Marcus Camper	0	422	368	790
1986	Marcus Camper	49	247	397	693
1985	Marcus Camper	0	332	397	729
1984	Tim Wasson	46	453	408	907
1983	Tim Wasson	38	553	126	717
1982	Marvin Walker	0	934	0	934
1981	C. Charleston	420	94	433	947
1980	Malcolm Jones	1,144	250	0	1,394
1979	Bernard Jackson	749	77	445	1,271
1978	Bernard Jackson	1,453	76	75	1,604
1977	Mike Jones	940	245	0	1,185
1976	Mike Jones	411	164	0	575
1975	Sears Woods	446	44	326	816
1974	John Brown	674	57	0	731
1973	David Kervin	82	641	554	1,277
1972	Charles Johnson	685	118	381	1,184
1971	Ken Fontno	0	0	702	702
1970	Ret Little	0	733	0	733
1969	Leo Taylor	545	357	328	1,230
1968	Leo Taylor	1,017	443	192	1,652
1967	Ron Shanklin	0	867	0	867
1966	John Love	-5	1,130	307	1,432
1965	John Love	54	994	497	1,545
1964	Carl Lockhart	169	341	297	807
1963	Dwain Bean	770	51	0	821
1962	Dwain Bean	657	3	0	660
1961	Bobby Smith	541	63	172	776
1960	Terry Parks	229	243	168	640
1959	Abner Haynes	730	231	248	1,209
1958	Abner Haynes	495	298	391	1,184
1957	Abner Haynes	639	50	240	929



# RECORDS

## ↳ Punting and Kicking

### ↳ Punts

#### Yards

**Game:** 518, David Yaeger vs. Weber St., 9/18/71  
**Season:** 3,946, Toby Gowin, 1996  
**Career:** 11,345, John Starnes, 1981-84

#### Number

**Game:** 14, David Yaeger vs. Drake, 9/30/72  
**Season:** 89, Toby Gowin, 1996  
**Career:** 286, John Starnes, 1981-84

#### Average

**Game:** 54.5, Jerry Pair vs. W. Texas St., 10/3/59  
**Season:** 47.2 John Baker, 1997  
**Career:** 44.2, Eric Keena, 2014-16

#### Longest Punt

1. Toby Gowin vs. Vanderbilt, 1996	92
2. Don Baker vs. Chattanooga, 1955	91
Bart Helsley vs. ULM, 1990	91
4. John Starnes vs. UTA, 1983	87
5. Jason Ball vs. Middle Tennessee, 2001	79
6. Bron Beal vs. Arkansas St., 1987	77
John Starnes vs. ULM, 1984	77
8. Truman Spencer vs. SMU, 2007	73
Truman Spencer vs. Middle Tennessee, 2007	73
10. Whit Smith vs. Miami (Fla.), 1980	72
Bart Helsley vs. McNeese St., 1990	72
12. Whit Smith vs. SMU, 1980	71
Eric Keena vs. UAB, 2014	71
13. Will Atterberry vs. Arkansas St., 2010	70
14. Will Atterberry vs. WKU, 2011	70

#### Top-10 Punting Average

##### Season

1. John Baker, 1997	47.2
2. Don Baker, 1955	45.0
3. Eric Keena, 2014	44.8
4. Toby Gowin, 1996	44.3
5. Eric Keena, 2015	44.2
6. Don Fechtman, 1976	44.1
7. Eric Keena, 2016	43.7
8. Will Atterberry, 2011	43.5
9. John Baker, 1999	43.1
10. Don Fechtman, 1975	42.8

### ↳ PAT's Made

#### Game

1. <b>Trevor Moore vs. Nicholls, 2014</b>	11
2. Freddie Clotiaux vs. SW Oklahoma, 1950	10
3. Jeremy Knott vs. Western Kentucky, 2009	9
4. Thomas Moreland vs. Navy, 2007	8
Gene Bahnsen vs. Sul Ross, 1951	8
Richard DeFelice vs. Nicholls St., 1993	8
7. Buddy Hamm vs. UTEP, 1978	7
Tom Bresnahan vs. UTA, 1983	7
Zach Paul vs. Southern Miss, 2013	7

#### Season

1. Zach Paul, 2013	48
2. Nick Bazaldua, 2003	44
3. <b>Trevor Moore, 2016</b>	41
4. Nick Bazaldua, 2004	37
Iseed Khoury, 1977	37
Keith Chapman, 1988	37
<b>Trevor Moore, 2014</b>	37
8. Jeremy Knott, 2009	35
9. Thomas Moreland, 2007	34

#### Career

1. Nick Bazaldua, 2002-05	121
2. <b>Trevor Moore, 2014-present</b>	99
3. Keith Chapman, 1986-89	89
4. Zach Olen, 2010-13	83
5. Iseed Khoury, 1975-77	70
6. Jason Ball, 1999-01	59
7. Jeremy Knott, 2008-09	57
8. Zach Paul, 2012-14	48
9. Jeff Graham, 1994-96	46
John Love, 1965-66	46

### ↳ PAT Percentage

#### Season

##### (at least 10 att.)

1. <b>Trevor Moore, (41-41), 2016</b>	1.000
<b>Trevor Moore, (37-37), 2014</b>	1.000
Keith Chapman, (37-37), 1988	1.000
Iseed Khoury, (37-37), 1977	1.000
<b>Trevor Moore, (21-21), 2015</b>	1.000
Keith Chapman, (22-22), 1989	1.000
5. Zach Paul, (48-49), 2013	97.9
6. Nick Bazaldua, (44-45), 2003	97.7
7. Nick Bazaldua (37-38), 2004	97.4

#### Career

1. <b>Trevor Moore, (99-99), 2014-present</b>	100.0
2. Iseed Khoury, (69-70), 1975-77	98.5
3. Zach Paul, (48-49), 2012-14	97.9
4. Keith Chapman, (89-91), 1986-89	97.8

#### Most Consecutive PAT's Made

1. <b>Trevor Moore, 2014-present</b>	99
2. Keith Chapman, 1987-89	61
3. Iseed Khoury, 1975-77	60

### ↳ Year-By-Year Punting Leaders

Year	Name	No.	Yds.	Avg.
2016	Eric Keena	72	3,148	43.7
2015	Eric Keena	60	2,654	44.2
2014	Eric Keena	43	1,927	44.8
2013	Blake Macek	66	2,713	41.1
2012	Will Atterberry	70	2,888	41.3
2011	Will Atterberry	74	3,218	43.5
2010	Will Atterberry	43	1,799	41.8
2009	Will Atterberry	55	2,143	39.0
2008	Truman Spencer	69	2,925	42.4
2007	Truman Spencer	65	2,703	41.6
2006	Truman Spencer	55	2,245	40.8
2005	Truman Spencer	75	2,829	37.7
2004	Brad Kadlubar	73	2,919	40.0
2003	Brad Kadlubar	73	2,951	40.4
2002	Brad Kadlubar	85	3,619	42.6
2001	Jason Ball	66	2,553	38.7
2000	Jason Ball	75	2,865	38.2
1999	John Baker	82	3,535	43.1
1998	John Baker	66	2,783	42.2
1997	John Baker	62	2,925	47.2
1996	Toby Gowin	89	3,946	44.3
1995	Toby Gowin	78	3,280	42.1
1994	Toby Gowin	49	1,767	36.1
1993	Toby Gowin	32	1,162	36.3
1992	Erik Forrest	41	1,416	34.5
1990	Bart Helsley	62	2,353	37.9
1989	Bart Helsley	52	1,903	36.5
1988	Bron Beal	42	1,582	37.7
1987	Bron Beal	66	2,696	40.8
1986	Bron Beal	54	2,227	41.2
1985	Bron Beal	79	2,860	36.2
1984	John Starnes	76	3,201	42.1
1983	John Starnes	71	2,914	41.0
1982	John Starnes	72	2,739	38.0
1981	John Starnes	67	2,491	37.2
1980	Whit Smith	55	2,159	39.3
1979	Billy Ortiz	32	1,164	36.4
1978	Hugh Hamm	61	2,107	34.5
1977	Don Fechtman	56	2,261	40.4
1976	Don Fechtman	54	2,383	44.1
1975	Don Fechtman	66	2,826	42.8
1974	Don Fechtman	59	2,314	39.2
1973	Paul Schroeder	47	1,582	33.7
1972	David Yaeger	74	2,787	37.7
1971	David Yaeger	84	3,463	41.2
1970	Danny Collins	47	1,706	36.3
1969	Steve Ramsey	56	2,150	38.4
1968	Billy Anderson	60	2,062	34.4
1967	James Russell	26	1,062	40.8
1966	James Russell	71	2,579	36.3
1965	David Neale	66	2,591	39.3
1964	Carl Lockhart	54	2,141	39.6
1963	Carl Lockhart	40	1,578	39.5
1962	Butch Wright	47	1,619	34.4
1961	Butch Wright	45	1,501	33.4
1960	Dan Starns	14	424	30.3
1959	Jerry Pair	12	489	40.8
1958	Charlie Cole	15	522	34.8
1957	David Lott	22	787	35.8
1956	Not available			
1955	Don Baker	30	1,349	45.0
1954	Don Baker	38	1,398	36.8
1953	Don Baker	10	386	38.6
1952	Don Baker	46	1,698	37.8
1951	Bill Brashier	49	1,825	37.2
1950	Bill Brashier	27	959	35.5



### ↳ Field Goals Made

Game	
<b>1. Trevor Moore vs. SMU, 2014</b>	<b>5</b>
Denis Hopovac vs. FIU, 2006	5
Garrett Courtney vs. Utah St., 1997	5
<b>3. Trevor Moore vs. UTSA, 2014</b>	<b>4</b>
Zach Paul vs. Ball State, 2013	4
Zach Olen vs. Arkansas St., 2010	4
Garrett Courtney vs. New Mexico St., 1998	4
Iseed Khoury vs. SMU, 1976	4
7. 11 different players	3

Season	
1. Keith Chapman, 1989	19
<b>2. Trevor Moore, 2014</b>	<b>15</b>
Denis Hopovac, 2006	15
3. Nick Bazaldua, 2004	14
Garrett Courtney, 1997	14
Jeff Graham, 1996	14
Keith Chapman, 1988	14
Keith Chapman, 1987	14
Whit Smith, 1980	14

Career	
1. Keith Chapman, 1985-89	49
2. Nick Bazaldua, 2002-05	42
<b>3. Trevor Moore, 2014-present</b>	<b>33</b>
4. Zach Olen, 2010-13	32
5. Garrett Courtney, 1987-88	29
6. Todd Smith, 1983-86	27
7. Iseed Khoury, 1975-77	26
Jeff Graham, 1994-96	26

### ↳ Field Goal Percentage

Season (at least 10 attempts)	
<b>1. Trevor Moore, (15-17), 2014</b>	<b>88.2</b>
2. Garrett Courtney, (14-16), 1997	87.5
3. Zach Olen, (13-15), 2010	86.7
4. Jason Ball, (9-11), 1999	81.8
5. Richard DeFelice, (13-16), 1993	81.3
6. Nick Bazaldua, (14-18), 2004	77.8
7. Jeff Graham, (10-13), 1996	76.9

Career (at completion of career)	
<b>1. Trevor Moore, (33-44), 2014-present</b>	<b>75.0</b>
2. Jeff Graham, (26-35), 1994-96	74.3
Garrett Courtney, (29-39), 1997-98	74.3
4. Richard DeFelice, (18-25), 1992-93	72.0
5. Denis Hopovac, (15-21), 2003-06	71.4
6. Keith Chapman, (49-71), 1985-89	69.0
7. Jeremy Knott, (22-32), 2008-09	68.8
8. Jason Ball, (24-36), 1999-2001	66.7
9. Zach Olen, (32-48), 2010-13	66.7
10. Nick Bazaldua, (42-64), 2002-05	65.6

### ↳ Longest Field Goal

1. Iseed Khoury vs. Richmond, 1977	62
2. Garrett Courtney vs. Idaho, 1998	61
3. Jason Ball vs. Arkansas St., 2001	57
Iseed Khoury vs. UTEP, 1977	57
5. Keith Chapman vs. Texas Tech, 1988	55
6. Todd Smith vs. Lamar, 1983	54
7. Zach Olen vs. Middle Tennessee, 2010	53
Lonnie Green vs. Baylor, 1982	53
9. Zach Olen vs. Florida Atlantic, 2011	52
Zach Olen vs. Tulsa, 2011	52
Jason Ball vs. Utah St., 2000	52
Iseed Khoury vs. UTA, 1977	52
Iseed Khoury vs. Louisiana Tech, 1977	52

### ↳ Year-By-Year Field Goal Leaders

Year	Name	Md	Att	Pct.	Long
<b>2016</b>	<b>Trevor Moore</b>	<b>9</b>	<b>13</b>	<b>.692</b>	<b>51</b>
<b>2015</b>	<b>Trevor Moore</b>	<b>9</b>	<b>14</b>	<b>.643</b>	<b>38</b>
<b>2014</b>	<b>Trevor Moore</b>	<b>15</b>	<b>17</b>	<b>.882</b>	<b>47</b>
2013	Zach Paul	10	16	.667	48
2012	Zach Olen	11	16	.688	48
2011	Zach Olen	8	16	.500	52
2010	Zach Olen	13	15	.867	53
2009	Jeremy Knott	10	15	.667	41
2008	Jeremy Knott	12	17	.706	47
2007	Thomas Moreland	8	15	.533	37
2006	Denis Hopovac	15	21	.714	42
2005	Nick Bazaldua	8	16	.500	50
2004	Nick Bazaldua	14	18	.778	51
2003	Nick Bazaldua	10	15	.667	49
2002	Nick Bazaldua	10	15	.667	44
2001	Jason Ball	9	14	.643	57
2000	Jason Ball	6	10	.600	52
1999	Jason Ball	9	11	.818	38
1998	Garrett Courtney	15	23	.652	61
1997	Garrett Courtney	14	16	.875	51
1996	Jeff Graham	20	14	.700	48
1995	Robert Hoffman	3	3	1.000	32
1994	Jeff Graham	10	13	.769	37
1993	Richard DeFelice	5	9	.555	44
1992	Richard DeFelice	13	16	.813	50
1991	Kevin McDaniel	9	12	.750	37
1990	Brad Allen	3	10	.300	39
1989	Keith Chapman	19	27	.703	51
1988	Keith Chapman	14	20	.700	51
1987	Keith Chapman	14	20	.700	48
1986	Todd Smith	7	13	.538	48
1985	Todd Smith	8	15	.533	43
1984	Todd Smith	7	15	.467	47
1983	Tom Bresnahan	8	12	.667	38
1982	Danny McElroy	6	7	.857	42
1981	Lonnie Green	6	10	.600	45
1980	Whit Smith	14	21	.667	42
1979	Whit Smith	6	10	.600	41
1978	Buddy Hamm	3	4	.750	29
1977	Iseed Khoury	11	25	.440	62
1976	Iseed Khoury	8	16	.500	43
1975	Iseed Khoury	7	17	.411	47
1974	Lee Harrington	4	9	.444	36
1973	Lee Harrington	4	7	.571	42
1972	Ron Sigler	2	6	.333	34
1971	Mark Means	2	3	.667	36
1970	Mike Briscoe	8	16	.500	41
1969	Bernie Barbour	8	16	.500	30
1968	Mike Gattis	5	9	.556	27
1967	Randy Henry	6	19	.316	37
1966	Willie Cherry	2	2	1.000	23
1965	John Love	1	3	.333	22



# RECORDS

## ↳ Returns

### ↳ Team Kickoff Returns

**Yards**  
**Game:** 286 vs. Houston, 9/10/11  
**Season:** 1,576, 2008

**Average**  
**Game:** 44.3 vs. Tennessee, 10/25/75  
**Season:** 31.5, 1986

### ↳ Kickoff Returns

**Number**  
**Game:** 9, Breelan Chancellor vs. Houston, 9/10/11  
**Season:** 50, Breelan Chancellor, 2011  
**Career:** 125, Breelan Chancellor, 2010-13

**Yards**  
**Game:** 285, Breelan Chancellor vs. Houston 9/10/11  
**Season:** 1,094, Breelan Chancellor, 2011  
**Career:** 3,031, Breelan Chancellor, 2010-13

**Average**  
**Game:** 44.3, Sears Woods vs. Tennessee, 10/25/75  
**Season:** 32.6, Sears Woods, 1975  
**Career:** 25.2, Broderick McGrew, 1996-99

### Kickoff Returns For Touchdown

**Season**  
1. Michael High, 1993 2  
Breelan Chancellor, 2010 2

**Career**  
1. Breelan Chancellor, 2010-13 3  
2. Michael High, 1991-94 2

### ↳ Longest Kickoff Return

1. Darvin Kidsy vs. Rice, 2014 100  
Broderick McGrew vs. Utah St., 1998 100  
Johnny Stovall vs. Sam Houston St., 1936 100  
4. Breelan Chancellor vs. Georgia, 2013 99  
Brian Smith vs. Idaho St., 1995 99  
Michael High vs. Missouri St., 1993 99  
7. Kim Phillips vs. TCU, 1968 98  
Sears Woods vs. Tennessee, 1975 98  
9. Breelan Chancellor vs. Kansas St., 2010 93  
10. Breelan Chancellor vs. Kansas St., 2010 91  
11. Johnny Shoemaker vs. Austin College, 1938 90

### ↳ Punt Returns

**Number**  
**Game:** 7, Bernie Barbour vs. Wichita St., 11/11/67  
**Season:** 36, Bernie Barbour, 1969; J.T. Smith, 1976  
**Career:** 100, J.T. Smith, 1974-77

**Yards**  
**Game:** 132, Darvin Kidsy vs. Nicholls, 9/20/14  
**Season:** 386, Breelan Chancellor, 2013  
**Career:** 945, Bernie Barbour, 1967-69

**Average**  
**Game:** 44.0, Darvin Kidsy vs. Nicholls, 9/20/14  
**Season:** 39.3, Abner Haynes, 1957  
**Career:** 28.6, Abner Haynes, 1957-59

### Punt Returns For Touchdown

**Season**  
1. Bill Woods, 1966 3  
2. Marcus Camper, 1988 2  
3. Multiple Players 1

**Career**  
1. Bill Woods, 1966 3  
Marcus Camper, 1985-88 3

### ↳ Longest Punt Return

1. Bill Woods, 1966 91  
Richard Nutt vs. Houston, 1948 91  
3. Johnny Quinn vs. ULM, 2004 85  
4. Bernie Barbour vs. New Mexico St., 1968 83  
5. Bill Woods vs. Chattanooga, 1966 80  
6. Darvin Kidsy vs. Nicholls, 2014 75  
6. David Kervin vs. New Mexico St., 1973 71  
7. Marcus Camper vs. McNeese St., 1988 69  
8. Breelan Chancellor vs. Rice, 2013 65  
Carlen Charleston vs. UTA, 1980 65

### ↳ Year-By-Year Punt Return Leaders

Year	Name	No.	Yds.	Avg.
2016	Turner Smiley	11	97	8.8
2015	Tre Johnson	11	139	12.6
2014	Darvin Kidsy	23	233	10.1
2013	Breelan Chancellor	24	386	16.1
2012	Breelan Chancellor	5	10	2.0
2011	Breelan Chancellor	11	31	2.8
2010	Darius Carey	5	26	5.2
2009	Darius Carey	7	43	6.1
2008	John Shorter	7	32	4.6
2007	Evyn Roman	17	97	5.7
2006	Johnny Quinn	13	92	7.1
2005	Johnny Quinn	13	98	7.5
2004	Johnny Quinn	13	118	9.1
2003	Ja'Mel Branch	12	92	7.7
2002	Ja'Mel Branch	29	229	7.9
2001	Ty Jackson	22	177	8.0
2000	Ty Jackson	16	171	10.7
1999	Ty Jackson	17	135	7.9
1998	Heath Moody	25	175	7.0
1997	Heath Moody	17	91	5.4
1996	Tubby Coleman	27	200	7.4
1995	Brian Smith	25	192	7.7
1994	Brian Smith	22	177	8.0
1993	Greg Matthews	12	91	7.5
1992	Michael High	11	126	11.5
1991	Greg Matthews	18	64	3.6
1990	Greg Matthews	21	189	9.0
1989	Tony Cook	11	126	11.5
1988	Marcus Camper	28	319	11.4
1987	Marcus Camper	23	148	6.4
1986	Marcus Camper	14	194	9.6
1985	Marcus Camper	17	90	5.3
1984	Tim Wasson	28	207	7.4
1983	Tony Merriwether	32	359	11.2
1982	Tony Merriwether	9	148	16.4
1981	Carlen Charleston	8	99	12.4
1980	Carlen Charleston	20	87	4.4
1979	Pete Harvey	13	129	9.9
1978	Charlie Murray	21	141	6.7
1977	J.T. Smith	23	143	6.2
1976	J.T. Smith	36	380	10.6
1975	J.T. Smith	25	217	8.7
1974	J.T. Smith	16	118	7.4
1973	David Kervin	25	282	11.3
1972	Staggs	15	90	6.0
1971	Ken Fontno	27	237	8.8
1970	Wilmer Levels	8	121	15.1
1969	Bernie Barbour	36	371	10.3
1968	Bernie Barbour	28	277	9.9
1967	Bernie Barbour	30	297	9.9
1966	Billy Woods	20	351	17.6
1965	John Love	9	133	14.8
1964	Carl Lockhart	15	116	7.7
1963	Philip Gonzales	2	26	13.0
1962	Carl Lockhart	4	47	11.8
1961	Butch Wright	6	65	10.8
1960	Billy Christle	5	80	16.0
1959	Abner Haynes	9	96	10.7
1958	Abner Haynes	8	168	21.0
1957	Abner Haynes	4	157	39.3

### ↳ Year-By-Year Kickoff Return Leaders

Year	Name	No.	Yds.	Avg.
2016	Tyler Wilson	32	700	21.9
2015	D'Aundrey Bradley	17	330	19.4
2014	Carlos Harris	19	449	23.6
2013	Breelan Chancellor	24	663	27.6
2012	Breelan Chancellor	18	351	19.5
2011	Breelan Chancellor	50	1,094	21.9
2010	Breelan Chancellor	33	923	28.0
2009	Jamaal Jackson	17	463	27.2
2008	DaWaylon Cook	26	506	19.5
2007	Micah Mosley	32	636	19.9
2006	Zach Muzzy	19	359	18.9
2005	Johnny Quinn	26	513	19.7
2004	Zach Muzzy	23	425	18.5
2003	Ja'Mel Branch	11	217	19.7
2002	Ja'Mel Branch	19	385	20.3
2001	Ja'Mel Branch	23	516	22.4
2000	Ty Jackson	16	334	20.9
1999	Broderick McGrew	23	473	20.6
1998	Broderick McGrew	18	587	32.6
1997	Broderick McGrew	22	531	24.1
1996	Tubby Coleman	23	458	19.9
1995	Brian Smith	15	371	24.7
1994	David Brown	16	364	22.8
1993	Michael High	27	750	27.7
1992	Michael High	6	176	29.3
1991	David Brown	16	301	18.8
1990	Greg Matthews	9	199	22.1
1989	Tony Cook	13	296	22.8
1988	Kim Phillips	9	187	20.8
1987	Tony Baker	13	280	21.5
1986	Kim Phillips	11	346	31.5
1985	Marcus Camper	14	307	21.9
1984	Todd Smith	15	342	22.8
1983	Carlen Charleston	9	175	19.4
1982	Carlen Charleston	15	269	17.9
1981	Carlen Charleston	18	334	18.6
1980	Carlen Charleston	22	587	26.7
1979	Bernard Jackson	19	445	23.4
1978	Lee English	7	187	26.7
1977	Bruce Chambers	9	148	16.4
1976	Jeff Brown	13	147	11.3
1975	Sears Woods	10	326	32.6
1974	Jeff Webb	17	307	18.1
1973	David Kervin	12	272	22.7
1972	Charles Johnson	18	381	21.2
1971	Ken Fontno	26	465	17.9
1970	Ken Fontno	32	699	21.8
1969	Leo Taylor	13	328	25.2
1968	Leo Taylor	10	192	19.2
1967	Bernie Barbour	12	239	19.2
1966	John Love	13	256	19.7
1965	John Love	16	364	22.8
1964	David Neale	10	198	19.8
1963	Bobby Smith	11	241	21.9
1962	Bobby Smith	7	134	19.1
1961	Billy Christle	4	117	29.3
1960	Terry Parks	7	168	24.0
1959	Abner Haynes	6	152	25.3
1958	Abner Haynes	11	223	20.2
1957	Don Smith	5	96	19.2



### ↳ TEAM DEFENSE

#### Interceptions

##### Number

**Game:** 7 vs. Wichita State, 11/20/71

**Season:** 32, 1969; **Opp. Low:** 4, 2004

##### Interception Return Yards

**Game:** 180 vs. Drake, 10/4/69

**Season:** 497, 1978; **Opp. Low:** 31, 1979

##### Most Points Allowed

1. Oklahoma, 2007	79
2. Rice, 2008	77
3. Nebraska, 1993	76
4. Navy, 2007	74
5. Nevada, 1991	72
6. Oklahoma, 1987	69
7. SMU, 1927	68
8. SMU, 1922	66
Arkansas, 2007	66
Portland State, 2015	66

##### Fewest Rushing Yards Per Game

1. 1967	71.2
2. 2003	104.7
3. 1989	112.8
4. 2001	116.9
5. 1966	118.4

##### Fewest Passing Yards Per Game

1. 1959	58.1
2. 1953	69.6
3. 1958	71.6
4. 1960	82.4
5. 1976	116.2

##### Fewest Total Yards Per Game

1. 1967	182.1
2. 1959	196.5
3. 1958	210.9
4. 1960	241.2
5. 1983	247.5

##### Fewest Points Per Game

1. 1915	1.2
2. 1932	2.2
3. 1920	5.5
1933	5.5
5. 1917	6.0

##### Most Interceptions

1. 1969	32
2. 1967	28
1978	28
4. 1970	26
5. 1968	25

##### Most Fumbles Recovered

1. 1971	36
2. 1976	28
3. 1952	26
1975	26
5. 1980	25

### ↳ Tackles

#### Season (since 1977)

1. Trent Touchstone, 1989	143
2. Craig Robertson, 2010	133
3. Brent Koch, 1991	126
Lance White, 1984	126
5. Zach Orr, 2013	123
6. Byron Gross, 1990	122
7. Cody Spencer, 2003	121
8. Chris Hurd, 2003	120
Walter Chapman, 1977	120
10. Taylor Casey, 2002	117

#### Career

1. Byron Gross, 1987-90	386
2. Craig Robertson, 2006-10	381
3. Brad Kassell, 1998-2001	365
Zach Orr, 2010-13	365
5. Lester Harper, 1980-83	362
6. Burks Washington, 1975-78	351
7. Lance White, 1983-86	325

### ↳ Interceptions

#### Game

1. Ken Fontno vs. Wichita St., 1971	3
Leonard Dunlap vs. Drake, 1969	3
Leonard Dunlap vs. BYU, 1969	3
Wilmer Levels vs. Drake, 1970	3
Bernie Barbour vs. Louisville, 1968	3
Ret Little vs. Louisville, 1967	3
Mike Shook vs. Cincinnati, 1967	3
James Wright vs. Louisville, 1961	3
Bill Brashier vs. Houston, 1951	3
Bill Sheffield vs. Stephen F. Austin, 1940	3
James Potts vs. Decatur Baptist, 1915	3

#### Season

1. Bill Brashier, 1951	10
2. Lyndon Fox, 1969	8
3. Ray Toole, 1957	7
Billy Ryan, 1962	7
Leonard Dunlap, 1970	7
Marty Morrison, 1978	7
David Morris, 1980	7

#### Career

1. Bill Brashier, 1949-51	19
2. Lyndon Fox, 1969-71	18
3. J.T. Smith, 1975-77	13
Leonard Dunlap, 1969-70	13
5. Jonas Buckles, 2001-04	11
Bernie Barbour, 1967-69	11
Don McGee, 1999-2002	11

#### Interception Return Yards

**Game:** 128, Ret Little vs. Louisville, 9/30/67

**Season:** 250, Leonard Dunlap, 1969

**Career:** 382, Leonard Dunlap, 1969-70

### ↳ Longest Plays

#### Interception Return

1. Don Baker vs. Midwestern St., 1955	100
J.T. Smith vs. Louisiana Tech, 1976	100
3. Maurice Holman vs. Middle Tennessee, 2005	99
4. Zac Whitfield vs. Nicholls, 2014	98
5. Tobe Nwigwe vs. Western Kentucky, 2008	97
Bill Rogers vs. SW Oklahoma, 1950	97
7. Charles Beatty vs. Southern Illinois, 1966	95
9. Clyde Wilkerson vs. McMurry, 1938	90
Leonard Dunlap, vs. Drake, 1969	90
10. Hurlles Scales vs. West Texas St., 1972	88

### ↳ Sacks

#### Game (since 1998)

1. Jarrian Roberts vs. Rice, 2015	3.0
<b>Tillman Johnson vs. Nicholls, 2014</b>	<b>3.0</b>
Adrian Awason vs. Utah St., 2004	3.0
Evan Cardwell vs. Baylor, 2003	3.0
Darrell Daniels vs. ULM, 2002	3.0
Corbin Montgomery vs. Texas Tech, 1999	3.0
6. K.C. Obi vs. Florida Atlantic, 2012	2.5
Aaron Bellazin vs. UTEP, 2013	2.5
8. 17 players tied, last: Brandon Garner, 2016	2.0

#### Season (since 1983)

1. Willis Hudson, 1994	14.5
2. Scott Blank, 1997	13.0
Roderick Manning, 1989	13.0
4. Ronnie Hickman, 1983	12.0
5. Matt Tiemann, 1985	11.0
6. Brandon Kennedy, 2002	10.0
Brad Spinks, 1996	10.0
8. Rex Johnson, 1988	9.0
Aaron Bellazin, 2013	9.0
10. Willis Hudson, 1995	8.5

#### Career (since 1983)

1. Willis Hudson, 1991-95	24.0
2. Adrian Awason, 2001-04	20.0
Roderick Manning, 1986-89	20.0
4. Corbin Montgomery, 1997-99	19.5
5. Scott Blank, 1997-98	18.0
6. Brandon Akpunku, 2008-11	17.0
7. Brandon Kennedy, 2000-03	16.5
8. Jeremiah Chapman, 2004-07	15.5
9. Aaron Bellazin, 2010-13	15.0
10. Brandon McCoy, 2010-13	14.5

### ↳ Tackles For Loss

#### Game (since 2001)

1. Brandon Kennedy vs. Idaho, 2002	6.0
2. Jarrian Roberts vs. Rice, 2015	4.5
Adrian Awason vs. Utah St., 2004	4.5
3. Evan Cardwell vs. Baylor, 2003	4.0
<b>4. Brandon Garner vs. Marshall, 2016</b>	<b>3.0</b>
Cortney Finney vs. Bethune-Cookman, 2016	3.0
<b>Tillman Johnson vs. Nicholls, 2014</b>	<b>3.0</b>
Monte Stevenson vs. ULM, 2007	3.0
Eddrick Gilmore vs. FIU, 2007	3.0
Jeremiah Chapman vs. Florida Atlantic, 2005	3.0
Brandon Akpunku vs. Indiana, 2004	3.0
Brad Kassell vs. TCU, 2001	3.0
Brandon Kennedy vs. ULM, 2001	3.0

#### Season (since 2001)

1. Brandon Kennedy, 2002	24
2. Jeremiah Chapman, 2007	17
Brad Kassell, 1999	17
Brandon Kennedy, 2003	17
5. Adrian Awason, 2004	14
6. Zach Orr, 2013	13.5
7. Aaron Bellazin, 2013	12.5
8. Brad Kassell, 2001	12
9. Scott Blank, 1997	11
10. K.C. Obi, 2012	10.5

#### Career (since 1996)

1. Brandon Kennedy, 2000-03	61.0
2. Brad Kassell, 1998-01	39.0
3. Adrian Awason, 2001-04	32.0
4. Brandon Akpunku, 2008-11	27.0
5. Corbin Montgomery, 1996-99	26.0
6. Zach Orr, 2010-13	25.0
7. Aaron Bellazin, 2010-13	24.0
8. Derek Akunne, 2011-14	23.0
Craig Robertson, 2006-10	23.0
10. Brandon McCoy, 2010-13	21.5



# RECORDS

## ↳ Defense

### ↳ Year-By-Year Interception Leaders

Year	Name	No.	Yds.	Avg.
2016	Nate Brooks	4	54	13.5
2015	Zac Whitfield	2	6	3.0
2014	James Jones	3	33	11.0
2013	Marcus Trice	5	62	12.4
2012	Zac Whitfield	3	-5	-1.7
2011	Royce Hill	2	88	44.0
	Brad Graham	2	15	7.5
	Steven Ford	2	15	7.5
2010	John Shorter	2	50	25.0
	Jeremy Phillips	2	18	9.0
2009	Royce Hill	3	58	19.3
2008	Tobe Nwigwe	3	98	32.7
2007	Craig Robertson	5	12	2.4
2006	Six players	1	--	--
2005	Aaron Weathers	3	31	10.3
2004	Markeith Knowlton	4	40	10.0
2003	Markeith Knowlton	4	38	9.5
2002	Don McGee	5	109	21.8
2001	Jonas Buckles	5	9	1.8
2000	Brad Kassell	4	23	5.8
	Don McGee	4	32	8.0
1999	Heath Moody	2	23	11.5
1998	Phillip Littlejohn	3	51	17.0
	Lawrence Ellis	3	0	0.0
1997	Five players	1	--	--
1996	Dhati Lewis	3	45	15.0
1995	Calvin Davis	3	0	0.0
1994	Dmitri Markham	5	12	2.4
1993	Greg Matthews	2	31	15.5
	Benny Cherry	2	18	9.0
1992	Tomur Barnes	3	33	11.0
1991	Tomur Barnes	3	51	17.0
	Donald Ericks	3	19	6.3
1990	Jeff Tutson	3	23	7.7
1989	Issac Barnett	3	19	6.3
1988	Kim Phillips	4	41	10.3
1987	Kim Phillips	4	60	15.0
1986	Mike Rhone	3	26	8.7
1985	Craig Birdsong	4	88	22.0
	Jerry Pickens	4	10	2.5
1984	Five players	1	--	--
1983	Jerry Pickens	3	23	7.7
1982	Andre Moore	3	15	5.0
1981	Zac Cypert	4	45	11.3
1980	David Morris	7	56	8.0
1979	Three players	2		
1978	Marty Morrison	7	111	15.9
1977	David Morris	3	51	17.0
	J.T. Smith	3	48	16.0
1976	J.T. Smith	4	143	35.8
1975	J.T. Smith	6	59	9.8
1974	Three players	3	--	--
1973	Don Dunlap	6	48	8.0
1972	Hurles Scales	5	131	26.2
1971	Ken Fontno	6	22	3.7
1970	Leonard Dunlap	7	132	18.9
1969	Lyndon Fox	8	64	8.0
1968	Bernie Barbour	6	87	14.5
1967	Mike Shook	7	42	6.0
1966	Billy Woods	6	138	23.0
1965	Larry Priestley	5	139	27.9
1964	Carl Lockhart	3	5	1.7
1963	Carl Lockhart	4	38	9.5
1962	Billy Ryan	7	174	24.9
1961	Butch Wright	4	88	22.0
1960	Ray Williamson	2	11	5.5
1959	Terry Parks	5	80	16.0
1958	Abner Haynes	5	122	24.4
1957	Ray Toole	7	133	19.0

### ↳ Year-By-Year Sack Leaders

(since 1983)

Year	Name	No.
2016	Joshua Wheeler	5.5
2015	Jarrian Roberts	6.5
2014	Chad Polk	5.5
2013	Aaron Bellazin	9.0
2012	K.C. Obi	5.5
2011	Brandon Akpunku	7.5
2010	Brandon Akpunku	3.5
2009	Brandon Akpunku	6
2008	Eddrick Gilmore	3
2007	Jeremiah Chapman	5
2006	Jeremiah Chapman	5
2005	Jeremiah Chapman	4
2004	Adrian Awasom	8
2003	Brandon Kennedy	6
	Evan Cardwell	6
2002	Brandon Kennedy	10
2001	Darrell Daniels	3
2000	Brad Kassell	3
	Corry Pertile	3
1999	Corbin Montgomery	5
1998	Corbin Montgomery	7
1997	Scott Blank	13
1996	Brad Spinks	10
1995	Willis Hudson	9
1994	Willis Hudson	15
1993	Chad Rudzik	3
1992	Russell McMillan	7
1991	Russell McMillan	4
	Bruce Walker	4
1990	Shawn Walsh	4
1989	Roderick Manning	13
1988	Rex Johnson	9
1987	Tom Middaugh	8
1986	Tom Middaugh	5
1985	Matt Tiemann	11
1984	Mike Thompson	7
1983	Ronnie Hickman	12

### ↳ Year-By-Year Tackles For Loss

(since 1996)

Year	Name	No.	Yards	Avg.
2016	Joshua Wheeler	7.5	42	5.6
2015	Jarrian Roberts	10.0	50	5.0
2014	Derek Akunne/Chad Polk	8.5	31/41	4.1
2013	Zach Orr	13.5	65	4.8
2012	K.C. Obi	10.5	47	4.5
2011	Brandon Akpunku	10.0	47	4.7
2010	Craig Robertson	10.0	37	3.7
2009	Brandon Akpunku	11.5	54	4.7
2008	Craig Robertson	7.5	20	2.7
2007	Jeremiah Chapman	17	72	4.2
2006	Jeremiah Chapman	9	41	4.6
2005	Jeremiah Chapman	9	39	4.0
2004	Adrian Awasom	14	47	3.3
2003	Brandon Kennedy	17	60	3.2
2002	Brandon Kennedy	24	102	4.3
2001	Brad Kassell	12	29	2.4
2000	Brandon Kennedy	10	24	2.4
1999	Brad Kassell	17	27	1.6
1998	Corbin Montgomery	6	15	2.5
1997	Scott Blank	11	54	4.9
1996	Brett Renfro	10	23	2.3

### ↳ Most Sacks In A Single Season

Team	Sacks	Team	Sacks
1. 2002	45	7. 1994	31.5
2. 1997	39	8. 1985	29
	2013	9. 2011	27
4. 1996	34	10. 2016	26
5. 1992	33		
	2014		
	33		

### ↳ Year-By-Year Tackle Leaders

Year	Name	UT	AT	TT
2016	Kishawn McClain	67	24	91
2015	Kishawn McClain	77	33	110
2014	Derek Akunne	65	43	108
2013	Zach Orr	57	66	123
2012	Zach Orr	57	51	108
2011	Zach Orr	39	35	74
2010	Craig Robertson	66	67	133
2009	Craig Robertson	67	40	107
2008	Tobe Nwigwe	51	60	111
2007	Jeremiah Champman	47	31	78
2006	Aaron Weathers	45	33	78
2005	Aaron Weathers	62	51	113
2004	Markeith Knowlton	65	23	88
2003	Cody Spencer	53	68	121
2002	Taylor Casey	61	56	117
2001	Cody Spencer	56	49	105
2000	Brad Kassell	72	43	115
1999	Brad Kassell	78	34	112
1998	Phillip Littlejohn	75	35	100
1997	Ron Boston	79	32	111
1996	Brett Renfro	71	27	98
1995	Brett Renfro	50	36	86
1994	Willis Hudson	48	33	81
1993	Sean Mayes	47	46	93
1992	Shawn Hicks	46	51	97
1991	Brad Koch	70	56	126
1990	Byron Gross	51	71	122
1989	Trent Touchstone	88	55	143
1988	Byron Gross	43	37	80
1987	Byron Gross	44	40	84
1986	Ed Fleming	52	53	105
1985	Lance White	52	48	100
1984	Lance White	57	69	126
1983	Lester Harper	57	39	96
1982	Lester Harper	53	70	123
1981	Zac Cypert	48	62	110
1980	Louis Haynes	75	33	108
1979	Louis Haynes	62	37	99
1978	Not available	--	--	--
1977	Burks Washington	70	40	110



## ↳ Team First Downs

### Total

**Game:** 31, four times (last time vs. Ball St, 9/14/13)  
**Opp. Low:** 3, New Mexico State, 10/17/64  
**Season:** 279 (2013); **Opp. Low:** 103 (1958)

### Rushing

**Game:** 25 vs. New Mexico State, 10/4/58  
**Opp. Low:** 1, New Mexico St., 10/17/64  
**Season:** 152, 1959; **Opp. Low:** 54, 1966 and 1967

### Passing

**Game:** 26, vs. SMU, 9/8/07  
**Opp. Low:** 0, on several occasions  
**Season:** 140, 2013; **Opp. Low:** 27, 1959

### Penalty

**Game:** 6 vs. West Texas State, 11/16/74; vs. New Mexico State, 11/6/82  
**Opp. Low:** 0, on several occasions  
**Season:** 25, twice: 2016 and 1982; **Opp. Low:** 1, 1961

## ↳ Team Penalties

### Number

**Game:** 17 vs. Arkansas State, 11/15/03  
**Season:** 114, 2003 **Opp. Low:** 33, 1959

### Yards

**Game:** 239 vs. North Dakota, 9/27/52;  
**Season:** 1,130, 2003; **Opp. Low:** 272, 1959

## ↳ Team Fumbles

### Number

**Game:** 12 vs. Southern Mississippi, 10/31/81  
**Season:** 48, 1984; **Opp. Low:** 18, 1961

## ↳ Single-Season Team Records

### Most Wins

1. 1947 .....	10
1977 .....	10
3. 1959 .....	9
1978 .....	9
2003 .....	9
2013 .....	9

### Most Losses

1. 2015 .....	11
2008 .....	11
2. 1972 .....	10
2007 .....	10
2009 .....	10
5. 1981 .....	9
1982 .....	9
1984 .....	9
1995 .....	9
1999 .....	9
2005 .....	9
2006 .....	9
2010 .....	9

### Best Winning Percentage

1. 1977 (10-1) .....	.909
2. 1920 (7-1) .....	.875
1941 (7-1) .....	.875
4. 1932 (8-1-1) .....	.850
5. 1947 (10-2) .....	.833

## ↳ Yearly NCAA Statistical Leaders

### Individual

#### Rushing (avg. per game)

2004 - Jamario Thomas, 180.1  
 2003 - Patrick Cobbs, 152.7

#### Scoring (avg. per game)

2003 - Patrick Cobbs, 11.45

#### Pass Receptions (avg. per game)

2008 - Casey Fitzgerald, 9.42

#### Interceptions Returned For Touchdown

1969 - Leonard Dunlap, 3

#### Touchdown Passes

1967 - Steve Ramsey, 21

#### Touchdown Receptions

1967 - Ron Shanklin, 13

#### Interceptions

1957 - Ray Toole, 7

#### Punting

1955 - Don Baker, 45.0

### Team

#### Interceptions

1967 - 28

#### Punt Return Average

1957 - 17.5

## ↳ Current NCAA Record Holders

### Team - Game

#### Most Overtimes

Seven OT vs. Florida International, 10/7/06\*

#### Most Combined Points In A Regulation Game

136, Navy (74) and North Texas (62), 11/10/07

#### Most Combined Points In A Quarter

63, Navy (35) and North Texas (28), 2nd Quarter, 11/10/07

#### Most Field Goals Attempted

9 vs. Florida International, 10/7/06\*

#### Safties Recorded

3, vs. UL-Lafayette, 9/27/2003\*

#### Longest Fumble Return

100 Yards vs. Utah State, 10/9/2004\*

### Team - Season

#### Most Turnovers

61, in 1971

#### Lowest Average Yards Per Rush

(Min. 400 Rushes)  
 1.3, in 1966 (408 rushes for 513 yards)

#### Most Opponent Fumbles Recovered

36 in 1972

### Individual - Game

#### Longest Fumble Return

100 yards - T.J. Covington, 2004\*

#### Most Field Goals Attempted

9, Denis Hopovac, vs. FIU, 10/7/06\*

#### Most Touchdown Passes In A Half

7, Giovanni Vizza, vs. Navy, 11/10/07

#### Most Touchdown Passes In A Game By A Freshman

8, Giovanni Vizza, vs. Navy, 11/10/07

### Individual - Season

#### Earliest Game Reaching 1,000 Yards Rushing by a Freshman

5th Game - Jamario Thomas, 2004\*

#### Most Games Gaining 200 Yards or More Rushing by a Freshman

6 Games - Jamario Thomas, 2004

#### Consecutive Games Gaining 200 Yards Rushing

5 Games - Jamario Thomas, 2004\*

### Individual - Career

#### Interceptions Thrown Per Game

2.3, Steve Ramsey, 1967-69  
 (67 interceptions in 29 games)

## ↳ Former NCAA Record Holders

### Career Touchdown Passes

69, Steve Ramsey, 1967-69

### Career Total Offense Yards

6,568, Steve Ramsey, 1967-69

### Career Touchdowns

71, Steve Ramsey, 1967-69

### Career Points

436, Steve Ramsey, 1967-69

### Career Pass Completions

491, Steve Ramsey, 1967-69

### Career Touchdown Passes

69, Steve Ramsey, 1967-69

### Career Passing Yards

7,076, Steve Ramsey, 1967-69

### Career Pass Attempts

1,105, Steve Ramsey, 1967-69

### Career TDs By A Passer/Receiver Combination

30, Steve Ramsey and Ron Shanklin, 1967-69

### Receptions In One Season

91, Marvin Walker, 1982 (I-AA)

### Receptions In One Game

22, Marvin Walker vs. Tulsa, 11/20/82

### Long Punt

91, Bart Helsley vs. NE Louisiana, 1990  
 (Div. I-AA)

## ↳ Final National Rankings

1977 - No. 16 (UPI)

1983 - No. 4 (Div. I-AA)

1987 - No. 16 (Div. I-AA)

1988 - No. 12 (Div. I-AA)

1994 - No. 18 (Div. I-AA)

### \* Ties Record



# RECORDS

## ↳ Conference Records

### ↳ Missouri Valley Conference

#### Team Records

**Fewest Plays Allowed - Game**

36, vs. New Mexico State, 1958

**Passes Had Intercepted - Season**

36 in 1969

**Fewest Rushing Yards Allowed - Season**

413 in 1966

**Fewest Passing Yards Allowed - Season**

581 in 1959

**Most Interceptions - Season**

32 in 1969

#### Individual Records

**Interception Return Yards - Season**

250, Leonard Dunlap, 1969

**Kickoff Return Yards - Season**

699, Ken Fontno, 1970

**Passing Yards - Career**

7,076, Steve Ramsey, 1967-69

**Touchdown Passes - Career**

69, Steve Ramsey, 1967-69

**Interception Return Yards - Career**

382, Leonard Dunlap, 1969-70

**Punt Return Yards - Career**

945, Bernie Barbour, 1967-69

### ↳ Southland Conference

#### Team Records

**Most Fumbles Lost - Game**

6, vs. McNeese State, 1984 (tie)

### ↳ Big West Conference

#### Team Records

**Most Field Goals - Game**

5, vs. Utah State, 1997 (tie with six teams)

**Most Punting Yards - Season**

3,975 in 1996

#### Individual Records

**Most Field Goals Made - Game**

5, Garrett Courtney, vs. Utah State, 1997 (tie)

**Most Punts - Season**

89, Toby Gowin, 1996

**Most Punting Yards - Season**

3,946, Toby Gowin, 1996

**Longest Punt**

92, Toby Gowin vs. Vanderbilt, 1996

**Longest Field Goal**

61, Garrett Courtney vs. Idaho, 1998

### ↳ Sun Belt Conference

#### Team Records

**Most Pass Attempts - Season**

553 in 2007

**Most Pass Completions - Season**

330 in 2007

**Touchdown Passes - Game**

8 vs. Navy, 2007

**Yards Per Pass Completion - Season**

16.0 in 2003

**Interceptions Thrown - Season**

28 in 2007

**Most Points By Two Teams - Game**

136 vs. Navy, 2007

**Field Goals Attempted - Game**

9 vs. Florida Int'l, 2006

**Yards Punted - Game**

508 vs. TCU, 2002

**Yards Punted - Season**

3,673 in 2002

**Punts Returns for Touchdowns - Game**

1 vs. UL-Monroe 2005 (tie)

**Most Kick Returns - Game**

11 vs. Arkansas 2007 (tie)

**Most Kick Returns - Season**

85 in 2008

**Quarterback Sacks - Season**

44 in 2002

**Safeties - Season**

4 in 2003

**Fewest Rushes Allowed - Season**

380 in 2001

**Fewest Points Allowed - Season**

192 in 2002

**Fewest Points Per Game - Season**

12.8 in 2006

**Most Fumbles Recovered - Game**

6 vs. Florida International, 2005

**Most Fumbles Recovered - Season**

17 in 2011

#### ↳ Individual Records

**Rushing Yards - Season**

1,801, Jamario Thomas, 2004

**Rushing Attempts Per Game - Season**

28.5, Jamario Thomas, 2004

**Rushing Yards Per Game - Season**

180.1, Jamario Thomas, 2004

**Passing Touchdowns - Game**

8, Giovanni Vizza vs. Navy, 2007

**Longest Passing Play**

99, Giovanni Vizza vs. ULM, 2007

**Receiving Yards - Game**

327, Casey Fitzgerald vs. SMU, 2007

**Receiving Yards - Season**

1,322, Casey Fitzgerald, 2007

**Receptions - Game**

17, Casey Fitzgerald vs. SMU, 2007

**Receptions - Season**

113, Casey Fitzgerald, 2008

**Receptions Per Game - Season**

9.4, Casey Fitzgerald, 2008

**Receiving Yards Per Game - Season**

110.2, Casey Fitzgerald, 2007

**Touchdown Receptions - Game**

5, Casey Fitzgerald vs. Navy, 2007

**Touchdown Receptions - Season**

12, Casey Fitzgerald, 2007

**Touchdowns Responsible For - Game**

8, Giovanni Vizza vs. Navy, 2007

**Field Goals Attempted - Game**

9, Dennis Hopovac vs. Florida International, 2007

**Longest Field Goal**

57, Jason Ball vs. Arkansas State, 2001

**Most Punts - Game**

12, Brad Kadlubar vs. Texas, 2004 &

Truman Spencer vs. Kansas State, 2005 (tie)

**Most Punts - Season**

85, Brad Kadlubar, 2002

**Most Punts - Career**

264, Truman Spencer, 2005-08

**Yards Punted - Game**

508, Brad Kadlubar vs. TCU, 2002

**Yards Punted - Career**

10,702, Truman Spencer, 2005-08

**Yards Returned (punt) - Game**

198, Brelan Chancellor vs. Florida International 2010

**Most Kick Returns - Season**

50, Brelan Chancellor, 2011

**Yards Returned (kick) - Game**

286, Brelan Chancellor vs. Houston, 2011

**Yards Per Kick Return Average - Season**

32.2, Brelan Chancellor, 2011

**Most Yards Per Interception Return - Career**

51.0, Maurice Holman, 2004-07





### ↳ Team Categories

#### Passing Offense

1994	Southland	268.6
1988	Southland	230.0
1969	Missouri Valley	294.4

#### Passing Defense

2009	Sun Belt	216.8
2002	Sun Belt	171.7

#### Total Offense

1994	Southland	392.8
1969	Missouri Valley	421.0

#### Total Defense

2003	Sun Belt	317.2
2002	Sun Belt	290.6
2001	Sun Belt	354.4
1969	Missouri Valley	309.9

#### Rushing Offense

2010	Sun Belt	202.2
2004	Sun Belt	186.4
1961	Missouri Valley	210.1

#### Rushing Defense

2003	Sun Belt	104.7
2002	Sun Belt	118.9
2001	Sun Belt	127.5
1969	Missouri Valley	122.4

#### Scoring Offense

2004	Sun Belt	25.8
1994	Southland	29.4

#### Scoring Defense

2013	Conference USA	17.8
2003	Sun Belt	21.9
2002	Sun Belt	14.8
2001	Sun Belt	22.5
1983	Southland	10.6
1969	Missouri Valley	17.4

#### Kickoff Returns

2009	Sun Belt	22.3
2002	Sun Belt	22.5

#### Punting

2011	Sun Belt	39.9
2006	Sun Belt	38.0
2003	Sun Belt	36.6
2002	Sun Belt	37.2

#### Sacks

2013	Conference USA	39
2003	Sun Belt	26
2002	Sun Belt	44

#### Red Zone Offense

2014	Conference USA	33-35 (94.3)
------	----------------	--------------

#### Red Zone Defense

2013	Conference USA	62.9 (22-35)
------	----------------	--------------

#### Field Goals

2014	Conference USA	88.2 (15-17)
------	----------------	--------------

### ↳ Individual Categories

#### Total Offense

1994	Mitch Maher	Southland	3,190
1990	Scott Davis	Southland	2,193
1988	Scott Davis	Southland	2,848
1970	Joe Milton	MO Valley	2,038
1969	Steve Ramsey	MO Valley	2,637
1967	Steve Ramsey	MO Valley	1,564
1957	Ray Toole	MO Valley	683

#### Passing

1994	Mitch Maher	Southland	2,840
1988	Scott Davis	Southland	2,409
1970	Joe Milton	MO Valley	1,825
1969	Steve Ramsey	MO Valley	2,828
1967	Steve Ramsey	MO Valley	1,732
1957	Ray Toole	MO Valley	367

#### Rushing

2005	Patrick Cobbs	Sun Belt	1,154
2004	Jamario Thomas	Sun Belt	1,801
2003	Patrick Cobbs	Sun Belt	1,680
1968	Leo Taylor	MO Valley	1,017
1963	Dwain Bean	MO Valley	541
1962	Dwain Bean	MO Valley	657
1961	Bobby Smith	MO Valley	541
1957	Abner Haynes	MO Valley	639

#### Scoring

2010	Lance Dunbar	Sun Belt	96
2009	Lance Dunbar	Sun Belt	114
2004	Jamario Thomas	Sun Belt	102
2003	Patrick Cobbs	Sun Belt	126
1988	Keith Chapman	Southland	94
1966	John Love	MO Valley	88
1961	Bobby Smith	MO Valley	42
1957	David Lott	MO Valley	42

#### Receiving Yards

2008	Casey Fitzgerald	Sun Belt	1,119
2007	Casey Fitzgerald	Sun Belt	1,322
1994	David Brown	Southland	977
1972	David Yaege	MO Valley	738
1970	Ret Little	MO Valley	733
1969	Barry Moore	MO Valley	1,130

#### Receptions

2008	Casey Fitzgerald	Sun Belt	113
2007	Casey Fitzgerald	Sun Belt	111
1994	David Brown	Southland	63

#### Kickoff Returns

1998	Broderick McGrew	Big West	32.6
1970	Ken Fontno	MO Valley	21.8

#### Punt Returns

2013	Brelan Chancellor	Conf. USA	16.1
1957	Abner Haynes	MO Valley	39.3

#### Interceptions

2001	Jonas Buckles	Sun Belt	5
2000	Don McGee	Big West	4
2000	Brad Kassell	Big West	4
1970	Leonard Dunlap	MO Valley	7
1967	Mike Shook	MO Valley	7
1957	Ray Toole	MO Valley	7

#### Punting

2011	Will Atterberry	Sun Belt	43.5
2008	Truman Spencer	Sun Belt	42.4
2002	Brad Kadlubar	Sun Belt	42.6
1997	John Baker	Big West	47.2
1996	Toby Gowin	Big West	44.3
1971	David Yaege	MO Valley	41.2

1967	James Russell	MO Valley	40.8
1964	Carl Lockhart	MO Valley	39.6

#### Field Goals

2010	Zach Olen	Sun Belt	1.44
------	-----------	----------	------

#### Tackles

2010	Craig Robertson	Sun Belt	133
------	-----------------	----------	-----

#### Quarterback Sacks

2013	Aaron Bellazin	C-USA	9.0
2003	Brandon Kennedy	Sun Belt	6
2002	Brandon Kennedy	Sun Belt	10

#### Tackles For Loss

2007	Jeremiah Chapman	Sun Belt	17
2003	Brandon Kennedy	Sun Belt	20
2002	Brandon Kennedy	Sun Belt	25



# RECORDS

## ↳ Annual Team Statistics

Year	Total Offense	Rushing Offense	Rushing TDs	Passing Offense	Passing TDs	Total Defense	Rushing Defense	Passing Defense	Offensive PF	Offensive AVG	Defensive PA	Defensive AVG
2016	4,444	1,736	24	2,708	15	5,717	3,114	2,603	322	24.8	424	32.6
2015	3,841	1,904	7	1,937	12	6,031	2,879	3,152	182	15.2	495	41.2
2014	3,911	1,838	21	2,073	13	4,433	1,941	2,492	326	27.2	358	29.8
2013	<b>5,336</b>	2,349	<b>31</b>	2,987	16	4,533	1,567	2,966	414	31.8	231	17.8
2012	4,751	2,102	17	2,649	14	5,012	1,984	3,028	251	20.9	334	27.8
2011	4,101	1,829	19	2,272	14	5,151	1,962	3,190	298	24.8	369	30.7
2010	4,503	2,426	17	2,077	16	4,734	2,219	2,515	287	23.9	356	29.7
2009	4,904	2,223	27	2,681	15	4,948	2,347	2,601	319	26.6	427	35.6
2008	4,356	1,528	14	2,828	15	5,791	2,485	3,306	240	20.0	571	47.6
2007	4,901	1,425	16	<b>3,476</b>	21	5,837	2,756	3,081	298	24.8	541	45.1
2006	2,786	1,404	5	1,382	9	4,061	1,792	2,269	154	12.8	304	25.3
2005	2,991	1,569	8	1,422	9	4,803	2,430	2,373	157	14.3	346	31.5
2004	4,128	2,237	21	1,891	14	4,970	2,074	2,896	309	25.8	358	29.8
2003	4,257	2,308	28	1,949	15	4,124	1,361	2,763	358	27.5	285	21.9
2002	3,699	2,372	23	1,327	8	3,733	1,542	2,231	249	19.2	192	14.8
2001	3,324	1,764	13	1,560	18	3,898	1,403	2,495	275	22.9	293	24.4
2000	2,657	1,477	10	1,180	7	4,177	2,011	2,166	162	14.7	300	27.3
1999	2,698	1,493	5	1,205	6	4,401	2,382	2,019	118	10.7	291	26.5
1998	2,844	1,558	10	1,286	7	4,588	2,369	2,217	173	15.7	297	27.0
1997	3,395	1,463	11	1,432	14	4,658	2,157	2,501	232	21.1	331	30.1
1996	2,393	1,108	8	1,285	6	4,294	1,753	2,541	161	14.6	293	26.6
1995	3,182	835	7	2,347	17	5,255	2,685	2,570	200	18.2	424	38.5
1994	4,643	1,425	15	3,218	<b>27</b>	3,977	1,965	2,012	343	28.6	261	21.8
1993	4,031	1,413	17	2,626	24	4,417	2,681	1,836	328	29.8	365	33.2
1992	3,629	1,449	18	2,180	11	3,545	1,683	1,892	246	22.4	261	23.7
1991	2,975	1,177	5	1,615	10	3,403	1,785	1,551	135	12.3	327	29.7
1990	3,647	2,091	20	1,550	7	3,663	1,602	2,001	223	20.3	211	19.2
1989	3,452	1,433	11	2,019	13	3,875	1,241	2,634	217	19.7	253	23.0
1988	4,526	1,810	20	2,716	14	3,782	1,887	1,895	330	27.5	174	14.5
1987	3,028	1,858	15	1,170	10	3,524	1,862	1,680	233	20.2	247	20.6
1986	3,094	2,344	21	750	5	3,321	1,675	1,546	222	22.2	204	20.4
1985	2,818	1,820	10	998	6	3,575	1,624	1,951	150	13.6	203	18.5
1984	2,337	1,423	5	914	2	3,475	1,897	1,578	86	7.8	211	19.2
1983	3,495	1,731	16	1,764	17	2,970	1,423	1,547	276	23.0	137	11.4
1982	3,428	800	2	2,628	19	4,569	2,291	2,278	179	16.3	283	25.7
1981	2,561	727	9	1,834	4	3,541	1,954	1,587	111	10.1	235	21.4
1980	4,221	2,366	21	1,855	11	3,631	1,495	2,136	268	24.4	252	22.9
1979	3,853	1,927	18	1,656	6	4,188	2,553	1,635	182	16.5	235	21.4
1978	3,948	2,089	20	1,859	12	3,300	1,564	1,736	277	25.2	150	13.6
1977	3,921	2,012	24	1,909	15	3,166	1,632	1,534	305*	30.5*	162*	16.2*
1976	3,075	1,585	17	1,490	11	3,174	1,896	1,278	232	21.1	145	13.2
1975	2,671	1,523	15	1,148	9	3,226	1,868	1,358	200	18.2	210	19.1
1974	2,935	1,692	8	1,243	7	3,420	1,911	1,509	134	12.2	239	21.7
1973	2,800	815	7	1,985	11	3,615	1,710	1,905	153	13.9	243	22.1
1972	2,927	1,199	12	1,728	7	4,342	2,339	2,003	148	13.5	354	32.2
1971	2,513	1,125	NA	1,388	9	3,523	2,188	1,335	155	14.1	321	29.2
1970	3,008	833	11	2,175	9	3,167	1,852	1,315	173	15.7	227	20.6
1969	4,210	1,266	13	2,944	25	3,099	1,224	1,875	316	31.6	174	17.4
1968	3,923	1,377	10	2,546	25	2,944	1,282	1,662	297	29.7	184	18.4
1967	2,996	984	NA	2,012	25	<b>1,821</b>	712	1,109	278	27.8	138	13.8
1966	3,094	499	NA	2,595	25	2,706	<b>513</b>	2,193	298	29.8	141	14.1
1965	3,062	890	NA	2,172	14	4,029	1,837	2,192	181	18.1	312	31.2
1964	2,099	1,123	NA	976	6	2,597	1,244	1,353	78	7.8	172	17.2
1963	2,157	1,735	9	422	6	2,855	1,718	1,137	108	12.0	195	21.7
1962	2,344	1,910	NA	434	4	2,999	1,443	1,556	174	17.4	182	18.2
1961	2,444	2,109	22	335	0	2,897	1,717	1,180	162	16.2	206	20.6
1960	2,198	1,392	12	806	3	2,412	1,670	742	107	11.9	208	23.1
1959	3,713	2,908	NA	805	7	1,965	1,384	<b>581</b>	303	27.5	103	9.4
1958	3,059	2,118	NA	941	NA	2,019	1,301	718	197	19.7	<b>93</b>	<b>9.3</b>
1957	2,969	2,308	NA	661	8	2,587	1,687	900	191	19.1	150	15.0
1956	2,633	1,781	NA	852	NA	2,513	1,576	937	188	18.8	131	13.1
1955	2,554	1,779	NA	865	9	2,714	1,961	753	197	19.7	159	15.9
1954	2,873	1,848	13	1,025	10	3,037	2,111	926	151	15.1	176	17.6
1953	3,270	2,512	NA	1,103	4	2,513	1,816	697	167	16.7	167	16.7
1952	3,434	2,593	NA	841	7	2,536	1,540	996	276	27.6	137	13.7
1951	4,845	<b>3,207</b>	NA	1,638	17	2,617	1,795	822	<b>434</b>	<b>36.2</b>	132	11.0

Bold - North Texas record

\*doesn't include forfeit to Mississippi State



### ↳ North Texas record as a ranked team (Ranking from Coaches poll)

Date	Team	NT Ranking	Result	Location
Nov. 19, 1977	Louisiana Tech	No. 14	W, 41-14	Ruston, Louisiana

Totals: 1-0, Home: 0-0, Away: 1-0

### ↳ North Texas vs. Ranked Opponents (All rankings are from the Associated Press poll)

Date	Team	Ranking	Result	Location
Sept. 17, 2016	at Florida	No. 23	L, 32-0	Gainesville, Florida
Aug. 30, 2014	at Texas	No. 24	L, 38-7	Austin, Texas
Sept. 21, 2013	at Georgia	No. 9	L, 45-21	Athens, Georgia
Sept. 15, 2012	at Kansas State	No. 14	L, 35-21	Manhattan, Kansas
Sept. 1, 2012	at LSU	No. 1	L, 41-14	Baton Rouge, Louisiana
Sept. 17, 2011	at Alabama	No. 2	L, 41-0	Tuscaloosa, Alabama
Sept. 19, 2009	at Alabama	No. 4	L, 53-7	Tuscaloosa, Alabama
Sept. 13, 2008	at LSU	No. 7	L, 41-3	Baton Rouge, Louisiana
Sept. 1, 2007	at Oklahoma	No. 8	L, 79-10	Norman, Oklahoma
Sept. 2, 2006	at Texas	No. 3	L, 56-7	Austin, Texas
Oct. 29, 2005	at LSU	No. 7	L, 56-3	Baton Rouge, Louisiana
Sept. 4, 2004	at Texas	No. 7	L, 65-0	Austin, Texas
Aug. 30, 2003	at Oklahoma	No. 1	L, 37-3	Norman, Oklahoma
Aug. 31, 2002	at Texas	No. 4	L, 27-0	Austin, Texas
Sept. 8, 2001	at Oklahoma	No. 3	L, 37-10	Norman, Oklahoma
Sept. 23, 2000	at Kansas St.	No. 4	L, 55-10	Manhattan, Kansas
Sept. 26, 1998	at Texas A&M	No. 17	L, 28-9	College Station, Texas
Sept. 27, 1997	vs. Texas A&M	No. 22	L, 36-10	Irving, Texas (Texas Stadium)#
Sept. 14, 1996	at Arizona St.	No. 18	L, 52-7	Tempe, Arizona
Sept. 23, 1995	at Oklahoma	No. 10	L, 51-10	Norman, Oklahoma
Sept. 4, 1993	at Nebraska	No. 8	L, 76-14	Lincoln, Nebraska
Sept. 14, 1991	at Oklahoma	No. 9	L, 40-2	Norman, Oklahoma
Sept. 22, 1990	at Texas A&M	No. 12	L, 40-8	College Station, Texas
Sept. 5, 1987	at Oklahoma	No. 1	L, 69-14	Norman, Oklahoma
Sept. 20, 1986	at Texas A&M	No. 16	L, 48-28	College Station, Texas
Sept. 14, 1985	at Oklahoma St.	No. 8	L, 10-9	Stillwater, Oklahoma
Sept. 22, 1984	at SMU	No. 7	L, 24-6	Irving, Texas (Texas Stadium)\$
Sept. 24, 1983	at Texas	No. 2	L, 26-6	Austin, Texas
Oct. 2, 1982	at SMU	No. 7	L, 38-10	Irving, Texas (Texas Stadium)\$
Nov. 20, 1982	vs. Tulsa	No. 20	L, 38-20	Denton, Texas
Sept. 19, 1981	at Texas	No. 9	L, 23-10	Austin, Texas
Nov. 8, 1980	at BYU	No. 13	L, 41-23	Provo, Utah
Sept. 22, 1979	at SMU	No. 18	L, 20-9	Irving, Texas (Texas Stadium)\$
Oct. 14, 1978	at Texas	No. 12	L, 26-16	Austin, Texas
Sept. 3, 1977	at Mississippi St.	No. 16	L, 17-15	Starkville, Mississippi**
Oct. 29, 1977	at Florida St.	No. 20	L, 35-14	Tallahassee, Florida
Sept. 18, 1976	at Texas	No. 19	L, 17-14	Austin, Texas
Sept. 27, 1975	at Oklahoma St.	No. 17	L, 61-7	Stillwater, Oklahoma
Nov. 2, 1974	vs. San Diego St.	No. 20	W, 14-9	Denton, Texas
Oct. 28, 1972	at Arkansas	No. 18	L, 42-16	Fayetteville, Arkansas
Oct. 26, 1968	at Arkansas	No. 16	L, 17-15	Fayetteville, Arkansas
Oct. 23, 1965	at Arkansas	No. 1	L, 55-20	Little Rock, Arkansas
Sept. 22, 1956	at Ole Miss	No. 13	L, 45-0	Oxford, Mississippi
Sept. 17, 1954	at Ole Miss	No. 10	L, 35-12	Oxford, Mississippi
Oct. 3, 1953	at Mississippi St.	No. 11	L, 21-6	Starkville, Mississippi
Nov. 7, 1953	at Ole Miss	No. 12	L, 35-12	Oxford, Mississippi
Sept. 16, 1950	at Kentucky	No. 13	L, 25-0	Lexington, Kentucky
Oct. 9, 1948	at Nevada	No. 19	L, 48-7	Reno, Nevada

#-North Texas home game

\$-SMU home game

\*\*-game later forfeited to North Texas\*\*

Totals: 1-47 Home: 1-2, Away: 0-45

### ↳ Streaks

#### Longest Winning Streak In School History

1. 1932-33	9 games
2. 2003, Sept. 27 thru Dec. 16	8 games
1959, Sept. 17 thru Nov. 14	8 games
1947-48, Oct. 4 thru Jan. 1	8 games
5. four different times, most recent 2004	7 games

#### Longest Losing Streak In School History

1. 2014-15, Nov. 29 thru Oct. 24	8 games
2008, Aug. 30 thru Oct. 25	8 games
1984, Sept. 15 thru Nov. 10	8 games
4. 1972, Sept. 16 thru Nov. 4	7 games
2005-06, Oct. 22 thru Sept. 9	7 games



# RECORDS

↳ All-Time Results

## ↳ The J. W. Pender Era 3-4 Career

### 1913 (0-1)

L.....TCU.....0-13

### 1914 (3-3)

L.....TCU.....0-40  
L.....at SE Oklahoma.....0-39  
W.....at Burleson College.....25-0  
W.....DALLAS UNIVERSITY.....13-2  
L.....TERRELL ACADEMY.....0-6  
W.....at Sam Houston.....18-0

## ↳ The J.W. St. Clair Era 20-10-2

### 1915 (4-1)

W.....at Sam Houston.....6-0  
W.....DECATUR BAPTIST.....75-0  
W.....at Texas State.....14-0  
W.....at Decatur Baptist.....53-0  
L.....at Dallas University.....0-6

### 1916 (4-3-1)

W.....SE OKLAHOMA.....6-0  
W.....at Decatur Baptist.....12-0  
L.....at Dallas University.....0-42  
L.....at Trinity.....7-12  
T.....at Texas State.....0-0  
W.....THORP SPRINGS.....48-0  
L.....MERIDIAN.....12-13  
W.....EAST TEXAS STATE.....40-7

### 1917 (6-1)

10/1.....L.....at Burleson College.....0-14  
10/8.....W.....at Hardin Simmons.....14-8  
10/15.....W.....SE OKLAHOMA.....27-0  
10/29.....W.....at Austin College.....19-13  
11/5.....W.....at Decatur Baptist.....48-0  
11/19.....W.....DALLAS UNIVERSITY.....13-0  
11/23.....W.....MERIDIAN.....25-7

### 1918 (1-2-1)

L.....AUSTIN COLLEGE.....7-9  
L.....at TCU.....0-39  
T.....at SE Oklahoma.....7-7  
W.....DECATUR BAPTIST.....25-3

### 1919 (5-3)

10/4.....W.....at TCU.....14-6  
10/11.....W.....DALLAS UNIVERSITY.....87-6  
10/18.....W.....at Tarleton State.....44-0  
10/25.....W.....SE OKLAHOMA.....53-6  
11/1.....L.....at Hardin-Simmons.....0-23  
11/8.....L.....at Burleson College.....0-16  
11/15.....L.....at Austin College\*.....0-1  
11/22.....W.....at Edmond Normal.....35-6  
\*Forfeit

## ↳ The Theron J. Fouts Era 23-14-2 Career

### 1920 (7-1)

W.....at Burleson College.....48-12  
W.....at Hardin-Simmons.....7-6  
W.....OKLAHOMA BAPTIST.....29-0  
W.....MERIDIAN.....41-0  
L.....SE OKLAHOMA.....47-0  
L.....at Tarleton State.....7-20  
W.....BAYLOR FRESHMAN.....28-0  
W.....TEXAS STATE.....20-6

### 1921 (3-3)

W.....UTA.....41-6  
L.....HARDIN-SIMMONS.....0-6  
L.....TARLETON STATE.....0-13  
W.....at Wesley College.....33-6  
W.....BURLESON COLL.....61-12  
L.....at Texas State.....0-14

### 1922 (5-2-1)

L.....Baylor.....0-55  
L.....at SMU.....0-66  
W.....at Burleson College.....13-9  
T.....UTA.....7-7  
W.....East Texas State.....30-0  
W.....TRINITY.....13-6  
W.....UTA.....6-0  
W.....TEXAS STATE.....16-13

### 1923 (3-5)

L.....at SMU.....0-41  
L.....at Baylor.....7-33  
L.....UTA.....12-30  
L.....at Trinity.....0-6  
W.....SAM HOUSTON.....18-6  
W.....WEST TEXAS STATE.....14-6  
L.....at Austin College.....0-28  
W.....at Texas State.....12-7

### 1924 (5-3-1)

L.....at SMU.....3-7  
L.....at Baylor.....0-30  
W.....at Decatur Baptist.....15-3  
W.....at Daniel Baker.....10-0  
L.....TEXAS STATE.....6-10  
W.....at Sam Houston.....7-0  
W.....at Hardin-Simmons.....12-7  
W.....at West Texas State.....14-7  
T.....TRINITY.....0-0

## ↳ The John B. Reid Era 16-18-3 Career

### 1925 (6-4)

9/26.....L.....at SMU.....0-48  
10/3.....L.....at Baylor.....6-20  
10/10.....W.....at Decatur Baptist.....27-0  
10/17.....W.....at Stephen F. Austin.....10-0  
10/23.....W.....E. TEXAS STATE.....33-13  
10/30.....W.....at West Texas State.....6-0  
11/6.....L.....at Hardin-Simmons.....0-10  
11/11.....W.....DANIEL BAKER.....13-8  
11/19.....W.....at Texas State.....10-6  
11/26.....L.....TRINITY.....6-16

### 1926 (5-3-1)

9/24.....L.....at SMU.....0-42  
.....W.....DECATUR BAPTIST.....16-0  
.....W.....at Stephen F. Austin.....9-6  
10/23.....L.....ABILENE CHRISTIAN.....10-13  
10/30.....W.....WEST TEXAS STATE.....16-3  
.....T.....HARDIN SIMMONS.....7-7  
.....W.....at East Texas State.....21-7  
11/18.....W.....TEXAS STATE.....13-12  
.....L.....at Trinity.....7-14

### 1927 (1-6-2)

L.....at SMU.....0-68  
L.....at Hardin-Simmons.....0-14  
W.....DECATUR BAPTIST.....12-0  
T.....STEPHEN F. AUSTIN.....12-12  
L.....ABILENE CHRISTIAN.....0-33  
L.....at Texas State.....0-38  
L.....at McMurry.....0-15  
T.....EAST TEXAS STATE.....7-7  
L.....at Trinity.....0-37

### 1928 (4-5)

L.....at SMU.....6-33  
L.....at Baylor.....0-40  
W.....DECATUR BAPTIST.....33-0  
W.....at Stephen F. Austin.....14-7  
W.....TEXAS STATE.....17-0  
L.....at Texas A&M.....0-44  
L.....at East Texas State.....12-13  
L.....MCMURRY.....0-2  
W.....at Austin College.....6-0

## ↳ The Jack Sisco Era 74-37-10 Career

### 1929 (4-3-2)

L.....at SMU.....3-13  
L.....at TCU.....0-25  
W.....at Decatur Baptist.....97-0  
W.....STEPHEN F. AUSTIN.....31-0  
W.....at Trinity.....7-0  
L.....at Baylor.....0-32  
W.....EAST TEXAS STATE.....34-0  
T.....at Texas State.....0-0  
T.....at Sam Houston.....6-6

### 1930 (5-4-1)

9/20.....L.....TCU.....0-47  
9/27.....L.....at Baylor.....0-33  
10/3.....L.....at Austin College.....0-6  
10/10.....T.....at Southwestern.....13-13  
10/17.....W.....TRINITY.....9-6  
10/24.....W.....at Abilene Christian.....20-12  
11/1.....W.....at Stephen F. Austin.....13-6  
11/11.....W.....at East Texas State.....19-0  
11/18.....L.....at Sam Houston.....0-13  
11/28.....W.....TEXAS STATE.....13-0

## TIAA Conference Champions

### 1931 (8-3)

9/19.....L.....at TCU.....6-33  
9/26.....L.....at SMU.....0-13  
10/2.....W.....AUSTIN COLLEGE.....21-6  
10/9.....W.....at Southwestern.....25-0  
10/17.....L.....TRINITY.....0-7  
10/23.....W.....at Abilene Christian.....6-0  
10/31.....W.....STEPHEN F. AUSTIN.....33-0  
11/11.....W.....at East Texas State.....13-0  
11/16.....W.....SAM HOUSTON.....19-0  
11/25.....W.....at Texas State.....20-0  
12/8.....W.....DANIEL BAKER.....32-13

## Lone Star Conference Champions

### 1932 (8-1-1)

L.....at TCU.....2-14  
T.....at SMU.....0-0  
W.....AUSTIN COLLEGE.....54-0  
W.....at Southwestern.....20-0  
W.....ABILENE CHRISTIAN.....13-0  
W.....STEPHEN F. AUSTIN.....31-0  
W.....at Sam Houston St.....7-6  
W.....at East Texas State.....27-6  
W.....at Trinity.....20-0  
W.....TEXAS STATE.....6-0

### 1933 (3-4-2)

W.....at SMU.....7-0  
L.....TCU.....0-13  
T.....SOUTHWESTERN.....0-0  
L.....at Abilene Christian.....0-6  
W.....at Stephen F. Austin.....22-6  
L.....at Sam Houston.....7-19  
L.....EAST TEXAS STATE.....0-6  
W.....TRINITY.....13-0  
T.....at Texas State.....0-0

### 1934 (5-4)

9/22.....L.....at SMU.....0-33  
9/29.....L.....at TCU.....0-27  
10/5.....W.....at Southwestern.....6-0  
10/15.....W.....ABILENE CHRISTIAN.....6-0  
10/26.....W.....STEPHEN F. AUSTIN.....14-0  
11/1.....L.....at Sam Houston.....0-7  
11/9.....L.....at East Texas State.....0-3  
11/16.....W.....TRINITY.....21-9  
11/23.....W.....at Texas State.....3-0

## Lone Star Conference Co-Champions

### 1935 (5-3-1)

9/21.....L.....at SMU.....0-29  
9/28.....L.....at TCU.....11-28  
10/4.....W.....SOUTHWESTERN.....34-0  
10/11.....T.....at Abilene Christian.....13-13  
10/25.....L.....at Stephen F. Austin.....7-9  
11/1.....W.....SAM HOUSTON.....20-0  
11/8.....W.....EAST TEXAS STATE.....30-6  
11/15.....W.....at Trinity.....13-8  
11/22.....W.....at Texas State.....6-0

## Lone Star Conference Champions

### 1936 (6-2-1)

9/26.....L.....at SMU.....0-6  
10/3.....L.....at Southwestern.....7-12  
10/9.....W.....ABILENE CHRISTIAN.....18-0  
10/16.....W.....STEPHEN F. AUSTIN.....27-7  
10/22.....T.....at Austin College.....0-0  
10/30.....W.....at Sam Houston.....27-7  
11/6.....W.....at East Texas State.....6-0  
11/13.....W.....TRINITY.....26-6  
11/20.....W.....TEXAS STATE.....14-0

### 1937 (4-4-2)

9/18.....L.....AUSTIN COLLEGE.....0-6  
9/25.....L.....at SMU.....3-14  
10/1.....L.....SOUTHWESTERN.....6-7  
10/8.....W.....ABILENE CHRISTIAN.....22-14  
10/16.....T.....at McMurry.....0-0  
10/23.....T.....at Stephen F. Austin.....6-6  
10/29.....W.....SAM HOUSTON.....13-6  
11/5.....W.....at Texas State.....10-3  
11/12.....W.....at Trinity.....14-7  
11/20.....L.....EAST TEXAS STATE.....0-20

### 1938 (7-4)

9/18.....W.....at Howard Payne.....13-0  
9/24.....L.....at SMU.....7-34  
10/1.....W.....at Southwestern.....27-6  
10/8.....L.....at Abilene Christian.....0-6  
10/14.....W.....MCMURRY.....46-7  
10/21.....W.....STEPHEN F. AUSTIN.....27-6  
10/28.....L.....at Sam Houston.....0-18  
11/4.....W.....at Texas State.....7-6  
11/12.....W.....at Austin College.....32-2  
11/19.....L.....at East Texas State.....3-7  
12/2.....W.....PITTSBURG STATE.....28-0

## Lone Star Conference Champions

### 1939 (6-1)

9/23.....W.....at Abilene Christian.....9-0  
10/7.....L.....at SMU.....0-16  
10/20.....W.....at Stephen F. Austin.....14-0  
10/29.....W.....SAM HOUSTON.....24-13  
11/3.....W.....at Texas State.....26-0  
11/11.....W.....AUSTIN COLLEGE.....27-0  
11/18.....W.....EAST TEXAS STATE.....16-13



### Lone Star Conference Champions

#### 1940 (6-3)

9/21.....L..... at Abilene Christian.....	13-19
9/28.....L..... at Baylor.....	20-27
10/5.....L..... at SMU.....	7-20
10/11...W... at ARK-MONTICELLO.....	79-0
10/18...W... STEPHEN F. AUSTIN.....	27-0
10/25...W... at Sam Houston.....	7-6
11/1.....W... TEXAS STATE.....	22-0
11/8.....W... AUSTIN COLLEGE.....	14-0
11/16....W... at East Texas State.....	10-7

### Lone Star Conference Champions

#### 1941 (7-1)

9/27.....L..... at SMU.....	0-54
10/4.....W... at Hardin-Simmons.....	7-3
10/10...W... ARKANSAS A&M.....	60-0
10/17....W... at Stephen F. Austin.....	28-0
10/24...W... SAM HOUSTON.....	19-0
10/31....W... at Texas State.....	10-6
11/7.....W... AUSTIN COLLEGE.....	26-6
11/15...W... EAST TEXAS STATE.....	15-8

#### ↳ The Lloyd Russell Era

#### 3-5 Career

#### 1942 (3-5)

9/18.....L..... at Howard Payne.....	0-14
9/26.....L..... at SMU.....	7-26
10/3.....L..... at Hardin-Simmons.....	0-34
10/10...W... FORT HOOD.....	47-0
10/24....L..... at Sam Houston.....	20-21
10/30...W... TEXAS STATE.....	10-6
11/6.....W... AUSTIN COLLEGE.....	32-12
11/13....L..... at East Texas State.....	7-16

#### 1943-45

*(North Texas did not have a football team because of World War II)*

#### ↳ The Odus Mitchell Era

#### 122-85-9

### Lone Star Conference Champions

#### 1946 (7-3-1)

9/21.....L..... at Texas A&M.....	0-47
9/28.....W... AUSTIN COLLEGE.....	14-0
10/5.....L..... at Abilene Christian.....	0-6
10/12...W... at Fort Sam Houston.....	23-7
10/19...L..... SAM HOUSTON.....	0-12
10/26....W... at Stephen F. Austin.....	9-0
11/2.....W... at Southwest Texas.....	6-0
11/9.....T... at McMurry.....	7-7
11/16....W... at Houston.....	7-3
11/23...W... EAST TEXAS STATE.....	47-7
12/21...W... Pacific^.....	14-13

^ Optimist Bowl (Houston, Texas)

### Lone Star Conference Champions

#### 1947 (10-2)

9/13.....W... at Midwestern.....	27-6
9/20.....W... BROOKE GEN. HOSP.....	44-0
9/27.....L..... at Arkansas.....	0-12
10/4.....W... at Florida.....	20-12
10/18...W... STEPHEN F. AUSTIN.....	13-7
10/25....W... at Sam Houston.....	27-0
11/1.....W... TEXAS STATE.....	27-7
11/7.....W... at Trinity.....	33-7
11/15...W... HOUSTON.....	33-0
11/22....W... at East Texas State.....	12-6
11/27....W... at Chattanooga.....	14-7
1/1.....L..... at Nevada #.....	6-13

# Salad Bowl (Phoenix, Ariz.)

#### 1948 (6-4)

9/17.....L..... at Oklahoma City.....	6-14
9/25.....W... RANDOLPH FIELD.....	86-0
10/2.....W... at West Texas State.....	20-7
10/9.....L..... at #19 Nevada.....	7-48
10/16....W... at Stephen F. Austin*.....	19-6
10/23...W... SAM HOUSTON*.....	37-7
10/30...L..... at Texas State*.....	14-24
11/6.....W... TRINITY.....	27-12
11/13....L..... at Houston.....	6-8
11/20....W... EAST TEXAS ST.*.....	27-7

#### 1949 (8-4)

9/10.....W... at Howard Payne.....	34-14
9/17.....L..... at Hardin-Simmons.....	7-13
9/24.....L..... at Arkansas.....	19-33
9/30.....W... at Oklahoma City.....	26-7
10/8.....L..... MIDWESTERN*.....	17-20
10/15...W... STEPHEN F. AUSTIN.....	25-6
10/22...W... at Sam Houston St.....	41-14
10/29...W... TEXAS STATE.....	41-7
11/5.....W... at Trinity*.....	32-21
11/12...W... HOUSTON*.....	28-23
11/19....W... at East Texas State.....	59-6
11/24....L..... at Nevada.....	7-28

### Gulf Coast Conference

#### Co-Champions

#### 1950 (7-2-1)

9/16.....L..... at #13 Kentucky.....	0-25
9/23.....W... at East Texas State.....	42-20
9/30.....L..... at Arkansas.....	6-50
10/7.....W... at SW Oklahoma.....	76-6
10/13....T... at Midwestern.....	7-7
10/21...W... at Chattanooga.....	19-14
11/4.....W... TRINITY.....	35-6
11/11...W... at Houston.....	16-13
11/18...W... NEVADA.....	34-21
11/25....W... at Fresno State.....	31-12

### Gulf Coast Conference

#### Champions

#### 1951 (8-4)

9/15.....W... at Lamar.....	54-6
9/22.....W... at UTEP.....	33-0
9/29.....W... at Sul Ross.....	62-6
10/5.....W... EAST TEXAS STATE.....	48-7
10/12...W... at West Texas State.....	42-14
10/19...L..... CARSWELL AFB.....	6-13
10/27...L..... at Pacific.....	0-34
11/3.....W... at Trinity.....	32-0
11/10....W... MIDWESTERN.....	61-0
11/17...W... FRESNO STATE.....	62-0
11/22....L..... at UT-Chattanooga.....	20-32
12/5.....L..... HOUSTON.....	14-20

### Gulf Coast Conference Champions

#### 1952 (7-3)

9/20.....W... at UTEP.....	27-14
9/27.....W... NORTH DAKOTA #.....	55-0
10/4.....L..... at Dayton.....	14-20
10/11...L..... at Mississippi State.....	0-14
10/18...L..... HARDIN-SIMMONS.....	13-28
10/25...W... at Memphis.....	38-14
11/1.....W... TRINITY.....	34-7
11/8.....W... TEXAS TECH.....	34-19
11/15...W... CARSWELL AFB.....	28-14
11/27....W... at Midwestern.....	33-7

# First game at Fouts Field

#### 1953 (3-6-1)

9/26.....L..... ARIZONA STATE.....	0-14
10/3.....L..... at #11 Mississippi State.....	6-21
10/9.....W... SAN DIEGO NAVY.....	27-12
10/17...W... MIDWESTERN.....	39-7
10/24....L..... at UTEP.....	21-26
10/31...T... at San Jose State.....	13-13
11/7.....L..... at #12 Mississippi.....	7-40
11/14...W... WEST TEXAS STATE.....	38-6
11/21...L..... at Hardin-Simmons.....	10-14
11/28....L..... at Trinity.....	6-14

#### 1954 (4-6)

9/17.....L..... at #10 Mississippi.....	12-35
10/2.....W... SOUTHERN MISS.....	15-7
10/9.....W... HARDIN-SIMMONS.....	20-7
10/15...L..... at UT-Chattanooga.....	19-20
10/23...L..... UTEP.....	0-6
10/30...L..... SAN JOSE STATE.....	20-27
11/6.....L..... at Mississippi State.....	26-48
11/13...W... at Arizona State.....	20-13
11/20...L..... TRINITY.....	0-13
11/24....W... at Midwestern.....	19-0

### Gulf Coast Conference

#### Co-Champions

#### 1955 (5-4-1)

9/24.....T... at UTEP.....	7-7
10/1.....L..... at Mississippi.....	0-33
10/8.....L..... at S. Mississippi.....	0-26
10/15...W... Hardin-Simmons \$.....	30-19
10/22...W... MIDWESTERN.....	40-13
10/29...L..... at Mississippi State.....	7-20
11/5.....L..... CHATTANOOGA.....	6-14
11/12...W... MCMURRY.....	38-21
11/19...W... EMPORIA STATE.....	62-0
12/3.....W... TRINITY.....	7-6

\$ game played in Odessa, TX

### Gulf Coast Conference

#### Co-Champions

#### 1956 (7-2-1)

9/22.....L..... at #13 Mississippi.....	0-45
9/29.....L..... at Arizona State.....	7-27
10/6.....W... SAN DIEGO NAVY.....	65-6
10/13...W... at Midwestern.....	14-7
10/20...W... UTEP.....	13-6
10/26...W... at Youngstown.....	19-12
11/3.....T... TRINITY.....	7-7
11/10...W... MCMURRY.....	23-7
11/17...W... ABILENE CHRISTIAN.....	20-7
11/24....W... at Chattanooga.....	20-7

#### 1957 (5-5)

9/21.....L..... at UTEP.....	13-14
9/28.....L..... OKLAHOMA STATE*.....	19-25
10/5.....L..... DRAKE*.....	6-19
10/12...L..... at Abilene Christian.....	20-28
10/19...W... at Tulsa*.....	14-12
10/26....W... at San Jose State.....	12-6
11/2.....L..... at Trinity *.....	13-26
11/9.....W... UT-CHATTANOOGA.....	12-0
11/16...W... YOUNGSTOWN.....	68-13
11/23...W... MCMURRY.....	14-7

### Missouri Valley Conference

#### Champions

#### 1958 (7-2-1)

9/20.....W... UTEP.....	26-8
9/27.....L..... at Oklahoma State.....	14-21
10/4.....W... NEW MEXICO STATE.....	43-12
10/11...W... at Drake.....	42-0
10/18...W... at BYU.....	12-6
10/25...W... TULSA*.....	8-7
11/1.....T... CINCINNATI*.....	8-8
11/8.....L..... at Wichita State*.....	13-15
11/15...W... HOUSTON*.....	10-6
11/22...W... at Louisville.....	21-10

### Missouri Valley Conference

#### Champions

#### 1959 (9-2)

9/17.....W... at Hardin-Simmons.....	46-24
9/26.....W... at UTEP.....	31-7
10/3.....W... WEST TEXAS STATE.....	28-6
10/10...W... at Cincinnati*.....	21-6
10/17...W... PENSACOLA NAVY.....	43-0
10/24...W... at Houston*.....	7-6
10/31...W... WICHITA STATE*.....	12-0
11/7.....W... LOUISVILLE (NT: #20).....	39-7
11/14...L..... at Tulsa* (NT: #16).....	6-17
11/21...W... DRAKE.....	62-2
12/31...L..... at New Mexico State^.....	8-28

^ Sun Bowl (El Paso, Texas)

#### 1960 (2-6-1)

9/24.....T... UTEP.....	16-16
10/1.....L..... CINCINNATI*.....	0-21
10/8.....L..... MEMPHIS.....	0-44
10/15...L..... at West Texas State.....	6-14
10/22...W... DRAKE.....	29-7
10/29...L..... HOUSTON.....	16-41
11/5.....W... HARDIN-SIMMONS.....	26-19
11/12...L..... at Tulsa*.....	8-12
11/19...L..... at Wichita State*.....	6-34

#### 1961 (5-4-1)

9/23.....W... at Hardin-Simmons.....	9-7
9/30.....W... BRIGHAM YOUNG.....	41-30
10/7.....T... NEW MEXICO STATE.....	14-14
10/14...L..... WICHITA STATE*.....	14-26
10/21...W... TULSA*.....	23-12
10/28...L..... at Cincinnati*.....	9-21
11/4.....W... DRAKE.....	28-21
11/11...L..... at Memphis.....	0-41
11/18...L..... LOUISVILLE.....	0-20
11/25...W... at UTEP.....	24-14



# RECORDS

↳ All-Time Results

## 1962 (6-4)

9/22..... W ... UTEP .....	19-6
9/29..... L..... MEMPHIS .....	6-14
10/6..... W ... HARDIN-SIMMONS .....	29-8
10/13.... L..... at Tulsa.....	0-34
10/20 ... W ... CINCINNATI .....	14-8
10/27.... L..... at New Mexico State .....	12-48
11/3..... W ... at Wichita State.....	9-7
11/10 ... W... WEST TEXAS STATE .....	20-13
11/17.... L..... at Louisville.....	10-14
11/24.... W... at Southern Illinois .....	55-30

## 1963 (3-6)

9/21..... L..... at UTEP.....	7-34
9/28..... W ... LOUISVILLE .....	26-6
10/5..... L..... at West Texas State .....	16-38
10/12.... L..... at Memphis .....	0-21
10/19 ... L..... TULSA .....	21-22
10/26 ... W ... WICHITA STATE .....	7-3
11/2..... L..... at Abilene Christian .....	6-20
11/9..... L..... at Cincinnati .....	7-39
11/16 ... W... HARDIN-SIMMONS .....	18-12

## 1964 (2-7-1)

9/19..... T ... UTEP.....	0-0
9/26..... L..... BOWLING GREEN .....	7-21
10/3..... W ... at Louisville* .....	22-0
10/10 ... L..... WEST TEXAS STATE .....	13-21
10/17 ... W... NEW MEXICO STATE .....	7-13
10/24.... L..... at San Diego Marines.....	3-16
10/31.... W... at Southern Illinois .....	14-13
11/7..... L..... CINCINNATI* .....	6-27
11/14.... L..... at Tulsa* .....	0-47
11/21.... L..... at Wichita State* .....	6-14

## 1965 (3-7)

9/18..... L..... at UTEP .....	15-61
9/25..... W ... PARSONS COLLEGE .....	26-7
10/2..... L..... LOUISVILLE* .....	21-29
10/9..... L..... at Tampa .....	14-17
10/16 ... L..... TULSA* .....	20-27
10/23.... L..... at #1 Arkansas\$ .....	20-55
10/30.... W ... at Cincinnati* .....	28-24
11/6..... W ... WICHITA STATE* .....	24-21
11/13 ... L..... MEMPHIS .....	0-28
11/20.... L..... at New Mexico State .....	13-43
\$ Played in Little Rock, Ark.	

## Missouri Valley Conference Champions

### 1966 (8-2)

9/17..... W ... NEW MEXICO STATE .....	25-21
9/24..... W ... UTEP .....	12-9
10/1..... W ... at Louisville* .....	20-19
10/8..... W ... TAMPA .....	41-6
10/15.... L..... at Tulsa* .....	27-30
10/22 ... W... SOUTHERN ILLINOIS.....	53-6
10/29.... L..... at Drake .....	13-17
11/5..... W ... CINCINNATI* .....	35-13
11/12.... W... at Wichita State* .....	30-13
11/19 ... W... UT-CHATTANOOGA.....	42-7

## ↳ The Rod Rust Era 29-32-1 Career

### Missouri Valley Conference Champions

### 1967 (7-1-1)

9/23..... W ... DRAKE .....	31-0
9/30..... W ... LOUISVILLE* .....	30-28
10/7..... T ... at New Mexico.....	31-31
10/14 ... W... COLORADO STATE .....	21-10
10/21.... W ... at Southern Illinois .....	37-0
10/28.... W ... at Cincinnati* .....	34-14
11/11 ... W... WICHITA STATE* .....	20-14
11/18 ... W... TULSA* .....	54-12
11/25 ... L..... at Memphis .....	20-29

### 1968 (8-2)

9/21..... W ... NEW MEXICO STATE .....	47-20
9/28..... W ... at Colorado State.....	17-12
10/5..... L..... MEMPHIS* .....	12-30
10/12 ... W ... N. MICHIGAN .....	17-3
10/19 ... W... at Tulsa* .....	20-17
10/26.... L..... at #16 Arkansas .....	15-17
11/2..... W ... CINCINNATI* .....	55-34
11/9..... W ... at UTEP .....	34-31
11/16 ... W... at Louisville* .....	36-14
11/23.... W ... at Wichita State* .....	44-6

### 1969 (7-3)

9/20..... W ... UL LAFAYETTE.....	40-6
9/27..... L..... at Memphis* .....	13-15
10/4..... L..... at Drake .....	23-27
10/11 ... W ... WEBER STATE .....	35-13
10/18.... W ... at New Mexico State .....	30-12
10/25 ... W... LOUISVILLE* .....	31-13
11/1..... W ... at Cincinnati* .....	31-30
11/8..... W ... WICHITA STATE* .....	47-0
11/15 ... W... TULSA* .....	42-16
11/22.... L..... at San Diego State.....	24-42

### 1970 (3-8)

9/12..... L..... at BYU .....	7-10
9/19..... L..... SAN DIEGO STATE .....	0-23
9/26..... L..... at Louisville .....	2-13
10/3..... W ... DRAKE .....	37-13
10/10 ... L..... at Tampa .....	7-18
10/17.... W ... at West Texas State .....	11-10
10/24 ... L..... MEMPHIS .....	7-28
10/31 ... L..... NEW MEXICO STATE .....	31-32
11/7..... L..... CINCINNATI .....	10-30
11/21.... W ... at Wichita State.....	41-24
12/5..... L..... at Tulsa.....	20-26

### 1971 (3-8)

9/10..... L..... BYU % .....	13-41
9/18..... L..... at Weber State .....	0-20
9/25..... L ... at New Mexico State* .....	0-10
10/9..... L..... AKRON.....	6-20
10/16 ... W... LOUISVILLE* # .....	20-17
10/23.... L..... at Arkansas.....	21-60
10/30 ... W... DRAKE* .....	21-12
11/6..... L..... at Cincinnati .....	7-40
11/13 ... L..... at Memphis* .....	8-47
11/20 ... W ... WICHITA STATE* # .....	31-10
12/4..... L..... at San Diego State.....	28-44
% game played at Cotton Bowl (Dallas, Texas)	
# game played at Texas Stadium (Irving, Texas)	

## 1972 (1-10)

9/16..... L..... at Long Beach State.....	21-24
9/23..... L..... SAN DIEGO STATE # .....	0-25
9/30..... L..... at Drake* .....	8-54
10/7..... L..... at Wichita State* .....	6-23
10/14.... L..... at Louisville* .....	6-56
10/21 ... L..... MEMPHIS* # .....	6-7
10/28.... L..... at #18 Arkansas .....	16-42
11/4..... W ... CINCINNATI # .....	27-25
11/11 ... L..... NEW MEXICO ST* .....	22-36
11/18 ... L..... W. TEXAS ST* # .....	14-17
11/25.... L..... at Tulsa* .....	22-45
# game played at Texas Stadium	

## ↳ The Hayden Fry Era 40-23-3 Career

### Missouri Valley Conference Champions

### 1973 (5-5-1)

9/8..... L..... UTA # .....	7-31
9/15..... L..... at Memphis .....	3-24
9/22..... W ... WEST TEXAS STATE* .....	32-15
9/29.... T ... LONG BEACH STATE .....	0-0
10/13.... W ... at Louisville* .....	7-6
10/20 ... W ... DRAKE* .....	19-7
10/27.... W ... at New Mexico State* .....	27-7
11/3..... L..... at Cincinnati .....	3-52
11/10 ... W ... WICHITA STATE* .....	31-21
11/17 ... L..... TULSA* .....	15-24
11/24.... L..... at San Diego State.....	9-56
# game played at Texas Stadium (Irving, Texas)	

### 1974 (2-7-2)

9/14..... L..... SMU # .....	6-7
9/21..... L..... at Tulsa.....	6-31
9/28..... L..... LAMAR.....	7-27
10/5..... T ... at Drake* .....	24-24
10/12 ... L..... LOUISVILLE* .....	10-24
10/19 ... W... NEW MEXICO STATE* .....	24-19
10/26 ... L..... MEMPHIS .....	0-41
11/2..... W ... #20 SAN DIEGO STATE .....	14-9
11/9..... T ... at Wichita State* .....	10-10
11/16.... L..... at West Texas State* .....	14-21
11/23 ... L..... LONG BEACH STATE .....	19-35
# game played at Texas Stadium (Irving, Texas)	

### 1975 (7-4)

9/4..... W ... UTA # .....	27-14
9/13.... W ... at Drake .....	7-3
9/20.... L..... at San Diego State.....	12-30
9/27.... L..... at #17 Oklahoma State.....	7-61
10/4..... L..... at Memphis .....	19-21
10/11 ... W... HOUSTON # .....	28-0
10/18.... L..... at Mississippi State .....	12-15
10/25.... W ... at Tennessee .....	21-14
11/8..... W ... CAL POLY POMONA.....	27-17
11/15.... W ... at New Mexico State .....	24-20
11/29 ... W... WEST TEXAS STATE .....	16-15
# game played at Texas Stadium (Irving, Texas)	

## 1976 (7-4)

9/4..... L..... at Mississippi State + .....	0-7
9/11..... W ... UTA .....	24-7
9/18..... L..... at #19 Texas.....	14-17
9/25.... L..... SMU# .....	31-38
10/2..... L..... at Oklahoma State.....	10-16
10/9..... W ... at Cal Poly Pomona.....	21-10
10/16.... W ... at West Texas State .....	10-7
10/23.... W ... at New Mexico State .....	25-14
10/30.... W ... at Louisiana Tech\$ .....	14-8
11/13 ... L..... FLORIDA STATE .....	20-21
11/20 ... W... DRAKE .....	63-0
+ game forfeited to North Texas	
# game played at Texas Stadium (Irving, Texas)	
\$ game played in Shreveport, La.	

### 1977 (10-1)

9/3..... L..... at #16 Mississippi State + .....	15-17
9/10.... W ... at UTEP .....	41-10
9/17.... W ... SMU # .....	24-13
9/24.... W ... WEST TEXAS STATE .....	31-20
10/1..... W ... at Richmond .....	47-14
10/8..... W ... at Southern Miss .....	27-14
10/15 ... W... UTA # .....	15-6
10/22.... W ... at Memphis State.....	20-19
10/29.... L..... at #20 Florida State .....	14-35
11/5..... W ... NEW MEXICO STATE .....	45-17
11/19.... W ... at Louisiana Tech .....	41-14
# game played at Texas Stadium (Irving, Texas)	
+ game forfeited to North Texas	

### 1978 (9-2)

9/2..... W ... UTEP .....	49-0
9/9..... L..... MISSISSIPPI STATE # .....	5-17
9/16.... W ... UTA # .....	28-23
9/23.... W ... at New Mexico State .....	22-21
10/30.... W ... OKLAHOMA STATE # .....	12-7
10/7..... W ... at West Texas State .....	35-0
10/14.... L..... at #12 Texas.....	16-26
10/28.... W ... at Louisiana Tech .....	16-14
11/4..... W ... SOUTHERN MISS.....	25-12
11/11 ... W ... ULM .....	28-6
11/18 ... W... MEMPHIS .....	41-24
# game played at Texas Stadium	

## The Jerry Moore Era 11-11 Career

### 1979 (5-6)

9/1..... W ... UTEP .....	35-0
9/8..... L..... at Oklahoma State.....	7-25
9/15.... W ... UTA # .....	19-14
9/22.... L..... #18 SMU # .....	9-20
9/29.... L..... at Kansas.....	18-37
10/6..... L..... at Southern Miss .....	10-30
10/13 ... W... NEW MEXICO STATE .....	21-7
10/20 ... W... WEST TEXAS STATE .....	28-14
10/27 ... L..... at Memphis .....	0-22
11/3..... W ... at Louisiana Tech .....	19-17
11/17 ... L..... at East Carolina .....	16-49
# game played at Texas Stadium (Irving, Texas)	



### 1980 (6-5)

9/6..... W... at UTA .....	31-14
9/13..... L..... SMU #.....	9-28
9/20..... W... at UTEP .....	35-15
9/27..... L..... at Houston.....	20-24
10/4..... W... UL LAFAYETTE.....	22-20
10/11..... L..... at Tulsa.....	27-28
10/18..... W... at Memphis.....	29-10
11/1..... W... at New Mexico State.....	38-28
11/8..... L..... at #13 BYU.....	23-41
11/15... W... ULM .....	26-18
11/22..... L..... at Miami .....	8-26

# game played at Texas Stadium (Irving, Texas)

### ↳ The Bob Tyler Era 2-9 Career

### 1981 (2-9)

9/5..... L..... at Kentucky.....	6-28
9/12..... L..... SMU#.....	7-34
9/19..... L..... at #9 Texas.....	10-23
9/26..... L..... at UL Lafayette.....	11-34
10/3..... L..... OKLAHOMA STATE %.....	0-9
10/10... W... NEW MEXICO STATE.....	38-16
10/24... L..... UTA%.....	6-7
10/31... L..... SOUTHERN MISS.....	0-22
11/7..... L..... at Auburn.....	0-20
11/14... W... at ULM.....	17-14
11/28... L..... at San Jose State.....	16-28

# game played at Texas Stadium (Irving, Texas)  
% game played at Cotton Bowl (Dallas, Texas)

### ↳ The Corky Nelson Era 48-52-1 Career

### 1982 (2-9)

9/4..... L..... at Baylor .....	17-21
9/11..... L..... at Oklahoma State.....	6-27
9/18..... L..... ULM .....	15-38
9/25..... L..... UL LAFAYETTE.....	14-31
10/2..... L..... at #7 SMU.....	10-38
10/9..... W... at UTA .....	17-3
10/23... L..... at West Texas State.....	22-24
10/30... L..... NEW MEXICO.....	17-20
11/6..... L..... at New Mexico State.....	19-30
11/13... W... at Richmond.....	22-13
11/20... L..... #20 TULSA.....	20-38

### Southland Conference Champions

### 1983 (8-4)

9/3..... W... WEST TEXAS STATE.....	32-3
9/10..... L..... at Oklahoma State.....	13-20
9/17..... W... NEW MEXICO STATE.....	49-3
9/24..... L..... at #2 Texas.....	6-26
10/1..... W... at New Mexico.....	18-8
10/8..... W... at Arkansas State*.....	17-0
10/15... W... at McNeese State*.....	17-10
10/22... L..... LOUISIANA TECH*.....	18-25
10/29... W... LAMAR*.....	10-0
11/5..... W... at ULM*.....	27-7
11/12... W... UTA*.....	52-15
11/19... L..... at Nevada #.....	17-20

# NCAA Div. I-AA Playoffs

### 1984 (2-9)

9/1..... W... ANGELO STATE.....	7-3
9/15..... L..... at Lamar.....	6-10
9/22..... L..... at #13 SMU#.....	6-24
9/29..... L..... at Louisiana Tech.....	12-17
10/6..... L..... at Arkansas State.....	9-14
10/13... L..... MCNEESE STATE.....	7-26
10/20... L..... at TCU.....	3-34
10/27... L..... TEXAS STATE.....	19-27
11/3..... L..... at Kentucky.....	7-31
11/10... W... ULM.....	10-3
11/17... L..... at UTA.....	0-22

# game played at Texas Stadium (Irving, Texas)

### 1985 (4-6-1)

9/7..... W... NORTHWESTERN STATE.....	34-14
9/14..... L..... at #8 Oklahoma State.....	9-10
9/21..... L..... at Texas Tech.....	7-28
9/28..... W... at Kansas State.....	22-10
10/5..... L..... LOUISIANA TECH.....	8-33
10/12... L..... at Arkansas State.....	0-56
10/19... L..... at TCU.....	10-14
10/26... T... at McNeese State.....	0-0
11/9..... W... LAMAR.....	20-0
11/16... L..... at ULM.....	17-18
11/23... W... UTA.....	23-20

### 1986 (6-4)

9/6..... W... at Texas State.....	7-0
9/20..... L..... at #16 Texas A&M.....	28-48
9/27..... W... MCNEESE STATE.....	21-13
10/4..... L..... at Louisiana Tech.....	10-17
10/11... W... NORTHWESTERN STATE.....	24-3
10/18... W... at TCU.....	24-20
10/25... W... at Lamar.....	33-13
11/1..... L..... at UNLV.....	26-27
11/8..... L..... ARKANSAS STATE.....	21-43
11/15... W... ULM.....	28-20

### 1987 (7-5)

9/5..... L..... at #1 Oklahoma.....	14-69
9/12..... W... TEXAS STATE.....	20-3
9/19..... W... at Northwestern State.....	15-13
9/26..... W... at McNeese State.....	38-16
10/3..... W... ABILENE CHRISTIAN.....	26-3
10/10... W... at Sam Houston St.....	41-24
10/17... L..... at TCU.....	10-19
10/31... W... at Stephen F. Austin.....	16-14
11/7..... L..... at Arkansas State.....	20-27
11/14... L..... at ULM.....	23-24
11/21... W... LOUISIANA TECH.....	10-5
11/28... L..... at ULM #.....	9-30

# NCAA Div. I-AA Playoffs (Monroe, La.)

### 1988 (8-4)

9/3..... W... at Texas Tech.....	29-24
9/17..... W... ARKANSAS STATE.....	49-21
9/24..... L..... at Texas.....	24-27
10/1..... W... E. WASHINGTON.....	51-0
10/8..... W... ULM.....	26-23
10/15... W... MCNEESE STATE.....	37-0
10/22... W... at Sam Houston St.....	24-3
10/29... L..... at Stephen F. Austin.....	10-17
11/5..... L..... NORTHWESTERN STATE.....	17-25
11/12... W... at Texas State.....	30-10
11/19... W... at Rice.....	33-17
11/25... L..... at Marshall #.....	0-7

# NCAA Div. I-AA Playoffs (Huntington, W.Va.)

### 1989 (5-6)

9/9..... W... ABILENE CHRISTIAN... 35-19	
9/16..... W... MURRAY STATE.....	28-14
9/23..... W... at Arkansas State.....	20-17
9/30..... L..... at Kansas State.....	17-20
10/7..... L..... at Northwestern State*.....	7-30
10/14... L..... STEPHEN F. AUSTIN* ..	16-35
10/21... L..... SAM HOUSTON ST.*.....	6-14
10/28... L..... at SMU.....	9-35
11/4..... W... at McNeese State*.....	31-19
11/11... L..... TEXAS STATE*.....	20-25
11/18... W... at ULM*.....	28-25

### 1990 (6-5)

9/8..... W... ALCORN STATE.....	20-7
9/15..... W... ABILENE CHRISTIAN... 38-6	
9/22..... L..... at #12 Texas A&M.....	8-40
9/29..... L..... NORTHWESTERN STATE*18-28	
10/6..... W... SMU.....	14-7
10/13... W... at Stephen F. Austin*.....	31-24
10/20... L..... MCNEESE STATE*.....	14-16
10/27... L..... at Sam Houston St*.....	14-26
11/2..... W... ARKANSAS STATE.....	35-26
11/10... W... at Texas State*.....	16-15
11/24... L..... ULM*.....	15-16

### ↳ The Dennis Parker Era 11-21-1 Career

### 1991 (3-7-1)

9/7..... W... ABILENE CHRISTIAN... 24-0	
9/14..... L..... at #9 Oklahoma.....	2-40
9/21..... L..... at Nevada.....	0-72
9/28..... T... MISSOURI STATE.....	21-21
10/12... L..... at Northwestern State*.....	10-24
10/19... W... STEPHEN F. AUSTIN* ..	18-14
10/26... L..... SAM HOUSTON ST.*.....	6-14
11/2..... L..... at McNeese State*.....	3-41
11/9..... W... at Nicholls State*.....	24-19
11/16... L..... TEXAS STATE*.....	6-38
11/23... L..... at ULM*.....	21-44

### 1992 (4-7)

9/5..... W... ABILENE CHRISTIAN... 41-0	
9/12..... L..... at SMU.....	14-28
9/19..... L..... at Missouri State.....	10-35
9/26..... L..... at Texas.....	15-33
10/10... L..... NORTHWESTERN STATE.....	*34-37
10/17... W... at Stephen F. Austin*.....	21-11
10/24... L..... at Sam Houston St.*.....	14-34
10/31... L..... MCNEESE STATE*.....	25-26
11/7..... W... NICHOLLS STATE*.....	31-3
11/14... W... at Texas State *.....	13-10
11/21... L..... ULM*.....	25-47

### 1993 (4-7)

9/4..... L..... at #8 Nebraska.....	14-76
9/11..... L..... at Northern Arizona.....	23-24
9/18..... W... MISSOURI STATE.....	34-33
9/25..... W... ABILENE CHRISTIAN... 33-13	
10/9..... W... TEXAS STATE*.....	35-28
10/16... L..... at McNeese State*.....	17-18
10/23... L..... NORTHWESTERN STATE*37-38	
10/30... L..... at Sam Houston St.*.....	14-24
11/6..... L..... STEPHEN F. AUSTIN* ..	27-29
11/13... W... NICHOLLS STATE*.....	63-21
11/20... L..... at ULM.....	31-61

### ↳ The Matt Simon Era Career 18-26-1

### Southland Conference Champions

### 1994 (7-4-1)

9/1..... W... ABILENE CHRISTIAN ... 48-0	
9/10..... W... at Missouri State.....	26-20
9/24..... L..... MONTANA.....	17-21
10/1..... L..... at Oklahoma State.....	34-36
10/8..... W... at Texas State*.....	27-14
10/15... W... MCNEESE STATE*.....	38-17
10/22... W... at Northwestern State*.....	28-25
10/29... W... SAM HOUSTON STATE*21-16	
11/4..... T... at Stephen F. Austin*.....	33-33
11/12... W... at Nicholls State*.....	31-17
11/19... L..... at ULM.....	20-38
11/26... L..... at Boise State #.....	20-24

# NCAA Div. I-AA Playoffs (Boise, Idaho)

### 1995 (2-9)

9/2..... L..... at Missouri.....	7-28
9/9..... L..... KANSAS #.....	10-27
9/16..... W... OREGON STATE.....	30-27
9/23..... L..... at #10 Oklahoma.....	10-51
10/7..... L..... at Nevada.....	24-56
10/14... L..... UAB.....	14-19
10/21... L..... at LSU.....	7-49
10/28... L..... at Alabama.....	19-38
11/4..... L..... at UNLV.....	24-34
11/11... W... IDAHO STATE.....	41-38
11/18... L..... at Louisville.....	14-57

# game played at Texas Stadium (Irving, Texas)

### 1996 (5-6)

9/7..... W... ILLINOIS STATE.....	20-14
9/14..... L..... at #18 Arizona State.....	7-52
9/21..... L..... at Texas A&M.....	0-55
9/28..... L..... ARMY#.....	10-27
10/5..... W... at Northern Illinois.....	24-21
10/12... L..... VANDERBILT.....	7-19
10/19... W... NEW MEXICO STATE*.....	13-0
10/26... L..... NEVADA*.....	13-40
11/2..... L..... at Utah State*.....	13-21
11/9..... W... at Boise State*.....	30-27
11/16... W... IDAHO*.....	24-17

# game played at Texas Stadium (Irving, Texas)

### 1997 (4-7)

8/30..... L..... at Vanderbilt.....	12-29
9/6..... L..... at Oregon State.....	7-33
9/13..... W... INDIANA STATE.....	41-6
9/20... W... at Texas Tech.....	30-27
9/27... L..... #22 TEXAS A&M#.....	10-36
10/4..... L..... at Idaho*.....	17-30
10/18... L..... BOISE STATE*.....	14-17
10/25... L..... at Nevada*.....	10-65
11/8..... W... at New Mexico State*.....	26-15
11/15... L..... at Army.....	14-25
11/22... W... UTAH STATE*.....	51-48

#game played at Texas Stadium (Irving, Texas)



# RECORDS

## ↳ All-Time Results

### ↳ The Darrell Dickey Era 42-64 Career

#### 1998 (3-8)

9/5..... L..... at Oklahoma.....	9-37
9/12..... L..... TEXAS TECH #.....	0-30
9/19..... L..... at Arizona State.....	15-34
9/26..... L..... at #17 Texas A&M.....	9-28
10/10 ... W... BOISE STATE*.....	21-13
10/17 ... W... NEVADA*.....	27-21
10/24 ... L..... HOUSTON.....	9-31
10/31 ... L..... IDAHO*.....	23-41
11/7..... L..... at Kansas.....	14-23
11/14..... L..... at Utah State*.....	27-28
11/21 ... W... NEW MEXICO STATE*.....	19-11

# game played at Texas Stadium (Irving, Texas)

#### 1999 (2-9)

9/2..... L..... UNLV.....	3-26
9/11..... L..... at LSU.....	0-52
9/18..... W... at Texas Tech.....	21-14
10/2..... L..... at Baylor.....	10-23
10/9..... L..... at Idaho*.....	10-28
10/16 ... W... BOISE STATE*.....	17-10
10/23 ... L..... ARKANSAS STATE*.....	10-14
10/30..... L..... at Nevada*.....	28-41
11/13..... L..... at TCU.....	3-27
11/20..... L..... at New Mexico State*.....	9-22
11/27 ... L..... UTAH STATE*.....	7-34

#### 2000 (3-8)

8/31..... L..... BAYLOR.....	7-20
9/9..... L..... at Texas Tech.....	7-13
9/16..... L..... at UNLV.....	0-38
9/23..... L..... at #4 Kansas State.....	10-55
10/5..... W... SAMFORD.....	41-6
10/14 ... L..... UTAH STATE*.....	12-17
10/21..... L..... at Boise State*.....	0-59
10/28..... W... at UL Lafayette.....	13-0
11/4..... L..... IDAHO*.....	14-16
11/11..... L..... at Arkansas State*.....	28-53
11/18 ... W... NEW MEXICO STATE*.....	30-23

### Sun Belt Conference Co-Champions

#### 2001 (5-7)

9/1..... L..... TCU.....	5-19
9/8..... L..... at #3 Oklahoma.....	10-37
9/22..... L..... TEXAS TECH #.....	14-42
9/29..... L..... at South Florida.....	10-28
10/6..... L..... at ULM*.....	17-19
10/13 ... W... MIDDLE TENNESSEE*.....	24-21
10/20 ... W... ARKANSAS STATE*.....	45-0
11/3..... W... at New Mexico State*.....	22-20
11/10 ... W... UL LAFAYETTE*.....	42-17
11/17..... W... at Idaho*.....	50-27
12/1..... L..... at Troy.....	16-18
12/18..... L..... Colorado State*.....	20-45

# game played at Texas Stadium (Irving, Texas)  
^ New Orleans Bowl  
(Louisiana Superdome, New Orleans, La.)

### Sun Belt Conference Champions

#### 2002 (8-5)

8/31..... L..... at #4 Texas.....	0-27
9/7..... W... NICHOLLS STATE.....	23-0
9/14..... L..... at Alabama.....	7-33
9/21..... L..... at TCU.....	10-16
9/28..... L..... at Arizona.....	9-14
10/5..... L..... SOUTH FLORIDA.....	17-24
10/19..... W... at Arkansas State*.....	13-10
10/26..... W... at UL Lafayette*.....	27-0
11/2..... W... ULM*.....	41-2
11/9..... W... IDAHO*.....	10-0
11/16 ... W... NEW MEXICO STATE*.....	38-27
11/23..... W... at Middle Tennessee*.....	30-20
12/17.... W... Cincinnati^.....	24-19

^ New Orleans Bowl  
(Louisiana Superdome, New Orleans, La.)

### Sun Belt Conference Champions

#### 2003 (9-4)

8/30..... L..... at #1 Oklahoma.....	3-37
9/6..... W... BAYLOR.....	52-14
9/13..... L..... at Air Force.....	21-34
9/20..... L..... at Arkansas.....	7-31
9/27..... W... UL LAFAYETTE*.....	44-23
10/11.... W... at Idaho*.....	24-14
10/18 ... W... UTAH STATE*.....	37-27
10/25.... W... at Middle Tennessee*.....	33-28
10/30 ... W... TROY.....	21-0
11/8..... W... at ULM*.....	28-26
11/15 ... W... ARKANSAS STATE*.....	58-14
11/17.... W... at New Mexico State*.....	13-10
12/16... L..... Memphis^.....	17-27

^ New Orleans Bowl  
(Louisiana Superdome, New Orleans, La.)

### Sun Belt Conference Champions

#### 2004 (7-5)

9/4..... L..... at #7 Texas.....	0-65
9/11..... L..... FLORIDA ATLANTIC.....	13-20
9/18..... L..... at Colorado.....	21-52
9/25..... L..... at Baylor.....	14-37
10/2..... W... MIDDLE TENNESSEE*.....	30-21
10/9..... W... at Utah State*.....	31-23
10/23 ... W... NEW MEXICO STATE*.....	36-26
10/30.... W... ULM*.....	45-30
11/5..... W... at UL-Lafayette*.....	27-17
11/13.... W... IDAHO*.....	51-29
11/18 ... W... at Arkansas State*.....	31-7
12/14.... L..... Southern Miss.^.....	10-31

^ Wyndham New Orleans Bowl  
(Louisiana Superdome, New Orleans, La.)

#### 2005 (2-9)

9/10..... W... at Middle Tennessee*.....	14-7
9/17..... L..... TULSA.....	2-54
9/24..... L..... at Kansas State.....	7-54
10/4..... L..... TROY*.....	10-13
10/15.... W... at FIU*.....	13-10
10/22.... L..... at Louisiana Tech.....	14-40
10/29.... L..... at #7 LSU.....	3-56
11/5..... L..... UL LAFAYETTE*.....	28-31
11/12.... L..... at Florida Atlantic*.....	23-26
11/19.... L..... ULM*.....	19-24
11/26.... L..... ARKANSAS STATE*.....	24-31

#### 2006 (3-9)

9/2..... L..... at #3 Texas.....	7-56
9/9..... W... SMU.....	24-6
9/16..... L..... at Tulsa.....	3-28
9/23..... L..... at Akron.....	13-33
9/30..... L..... MIDDLE TENNESSEE*.....	0-35
10/7..... W... FIU*.....	25-22(7OT)
10/21.... L..... at Arkansas State*.....	10-29
10/28.... L..... at Troy*.....	6-14
11/4..... L..... LOUISIANA TECH.....	31-34
11/11.... W... at UL-Lafayette*.....	16-7
11/18.... L..... FLORIDA ATLANTIC*.....	16-17
11/25.... L..... at ULM*.....	3-23

### ↳ The Todd Dodge Era 6-37 Career

#### 2007 (2-10)

9/1..... L..... at #8 Oklahoma.....	10-79
9/8..... L..... at SMU.....	31-45
9/22..... L..... FLORIDA ATLANTIC*.....	20-30
9/29..... L..... at Arkansas.....	7-66
10/6..... L..... at UL-Lafayette*.....	29-38
10/13.... W... ULM*.....	31-21
10/20.... L..... at Troy*.....	7-45
10/27.... L..... MIDDLE TENNESSEE*.....	28-48
11/10.... L..... NAVY.....	62-74
11/15.... L..... at Arkansas State*.....	27-31
11/24.... W... WESTERN KENTUCKY.....	27-26
12/1..... L..... at FIU*.....	19-38

#### 2008 (1-11)

8/30..... L..... at Kansas St.....	6-45
9/6..... L..... TULSA.....	26-56
9/13..... L..... at #7 LSU.....	3-41
9/27..... L..... at Rice.....	20-77
10/4..... L..... FIU*.....	10-42
10/11.... L..... UL-LAFAYETTE*.....	30-59
10/18.... L..... at ULM*.....	23-35
10/25.... L..... TROY*.....	17-45
11/1..... W... at Western Kentucky.....	51-40
11/8..... L..... at Florida Atlantic*.....	13-46
11/22.... L..... at Middle Tennessee.....	13-52
11/29.... L..... ARKANSAS STATE*.....	28-33

#### 2009 (2-10)

9/3..... W... at Ball State.....	20-10
9/12..... L..... OHIO.....	30-31 (2OT)
9/19..... L..... at #4 Alabama.....	7-53
9/26..... L..... MIDDLE TENNESSEE*.....	21-37
10/10.... L..... at UL-Lafayette*.....	34-38
10/17.... L..... FLORIDA ATLANTIC*.....	40-44
10/24.... L..... at Troy*.....	26-50
10/31.... W... WESTERN KENTUCKY*.....	68-49
11/7..... L..... ULM*.....	6-33
11/14.... L..... at FIU*.....	28-35
11/21.... L..... ARMY.....	13-17
11/28.... L..... at Arkansas State*.....	26-30

#### 2010 (3-9)

9/4..... L..... at Clemson.....	10-35
9/11..... L..... RICE.....	31-32
9/18..... L..... at Army.....	0-24
9/25..... W... at Florida Atlantic*.....	21-17
10/2..... L..... UL-Lafayette*.....	27-28
10/9..... L..... ARKANSAS STATE*.....	19-24
10/16.... L..... FIU*.....	10-34
10/30.... W... at Western Kentucky*.....	33-6
11/6..... L..... TROY*.....	35-41
11/13.... W... at Middle Tennessee*.....	23-17
11/20.... L..... at ULM*.....	37-49
11/27.... L..... KANSAS STATE.....	41-49

-Mike Canales Interim HC- 2-3

### ↳ The Dan McCarney Era 22-32 Career

#### 2011 (5-7)

9/1..... L..... at FIU*.....	16-41
9/10..... L..... HOUSTON.....	23-48
9/17..... L..... at #2 Alabama.....	0-41
9/24..... W... INDIANA.....	24-21
10/1..... L..... at Tulsa.....	24-41
10/8..... W... FLORIDA ATLANTIC*.....	31-17
10/15.... L..... at UL-Lafayette*.....	10-30
10/22.... W... ULM*.....	38-21
10/29.... L..... at Arkansas State*.....	14-37
11/12.... W... at Troy*.....	38-33
11/19.... L..... WESTERN KENTUCKY*.....	21-31
12/3..... W... MIDDLE TENNESSEE*.....	59-7

#### 2012 (4-8)

9/1..... L..... at No. 1 LSU.....	14-41
9/8..... W... TEXAS SOUTHERN.....	34-7
9/15..... L..... at No. 14 Kansas State.....	21-35
9/22..... L..... TROY*.....	7-14
9/29..... W... at Florida Atlantic*.....	20-14
10/6..... L..... at Houston.....	21-44
10/16.... W... UL-LAFAYETTE*.....	30-23
10/27.... L..... at Middle Tennessee*.....	21-38
11/3..... L..... ARKANSAS STATE*.....	19-37
11/10.... W... SOUTH ALABAMA*.....	24-14
11/17.... L..... at ULM*.....	16-42
11/24.... L..... at Western Kentucky*.....	24-25

#### 2013 (9-4)

8/31..... W... IDAHO.....	40-6
9/7..... L..... at Ohio.....	21-27
9/14..... W... BALL STATE.....	34-27
9/21..... L..... at No. 9 Georgia.....	21-45
10/5..... L..... at Tulane*.....	21-24
10/12.... W... MIDDLE TENNESSEE*.....	34-7
10/19.... W... at Louisiana Tech*.....	28-13
10/26.... W... at Southern Miss*.....	55-14
10/31.... W... RICE*.....	28-16
11/9..... W... UTEP*.....	41-7
11/23.... L..... UTSA*.....	13-21
11/30.... W... at Tulsa*.....	42-10
1/1..... W... UNLV^.....	36-14

^ Heart of Dallas Bowl  
(The Cotton Bowl, Dallas, TX)

#### 2014 (4-8)

8/30..... L..... at No. 24 Texas.....	7-38
9/6..... W... SMU.....	43-6
9/11..... L..... LOUISIANA TECH*.....	21-42
9/20..... W... NICHOLLS.....	77-3
10/4..... L..... at Indiana.....	24-49
10/11.... L..... at UAB*.....	21-56
10/18.... L..... SOUTHERN MISS*.....	20-30
10/25.... L..... at Rice*.....	21-41
11/8..... W... FLORIDA ATLANTIC*.....	31-10
11/15.... L..... at UTEP*.....	17-35
11/22.... W... FIU*.....	17-14
11/29.... L..... at UTSA*.....	27-34

#### 2015 (1-11)

9/12..... L..... at SMU.....	13-31
9/19..... L..... RICE*.....	24-38
9/26..... L..... at Iowa.....	16-62
10/3..... L..... at Southern Miss*.....	14-49
10/10.... L..... PORTLAND STATE.....	7-66
10/15.... L..... WESTERN KENTUCKY*.....	28-55
10/24.... L..... at Marshall*.....	13-30
10/31.... W... UTSA*.....	30-23
11/7..... L..... at Louisiana Tech*.....	13-56
11/14.... L..... at Tennessee.....	0-24
11/21.... L..... at Middle Tennessee*.....	7-41
11/28.... L..... UTEP*.....	17-20

-Mike Canales Interim HC- 1-6





↳ **The Seth Littrell Era**  
**5-8 Career**

**2016 (5-8)**

9/3.....L.....SMU..... 21-34  
 9/10.....W...BETHUNE-COOKMAN 41-20  
 9.17.....L.....at #23 Florida..... 0-32  
 9/24.....W...at Rice\* ..... 42-35(2OT)  
 10/1.....L.....MIDDLE TENNESSEE\* . 13-30  
 10/8.....W...MARSHALL\* ..... 38-21  
 10/22....W...at Army..... 35-18  
 10/29....L.....at UTSA\* ..... 17-31  
 11/5.....L.....LOUISIANA TECH\* ..... 24-45  
 11/12....L.....at Western Kentucky\* ..... 7-45  
 11/19....W...SOUTHERN MISS\* .....29-23  
 11/26....L.....at UTEP\* ..... 24-52  
 12/27....L.....Army^ ..... 31-38(OT)  
 ^ Zaxby's Heart of Dallas Bowl  
 (The Cotton Bowl, Dallas, TX)

**KEY**  
 Home games in CAPS  
 \* Conference Game



# RECORDS

## ↳ Coaching Records

### ↳ All-Time Coaching Records

Coach	Tenure	Years	Games	W	L	T	Pct.
J.W. Pender	1913-14	2	7	3	4	0	.429
J.W. St. Clair	1915-19	5	32	20	10	2	.656
Theron Fouts	1920-24	5	39	23	14	2	.615
John Reid	1925-28	4	37	16	18	3	.473
Jack Sisco	1929-41	13	121	74	37	10	.653
Lloyd Russell	1942	1	8	3	5	0	.375
Odus Mitchell	1946-66	21	216	122	85	9	.586
Rod Rust	1967-72	6	62	29	32	1	.476
Hayden Fry	1973-78	6	66	40	23	3	.629
Jerry Moore	1979-80	2	22	11	11	0	.500
Bob Tyler	1981	1	11	2	9	0	.182
Corky Nelson	1982-90	9	101	48	52	1	.480
Dennis Parker	1991-93	3	33	11	21	1	.348
Matt Simon	1994-97	4	45	18	26	1	.411
Darrell Dickey	1998-06	9	106	42	64	0	.396
Todd Dodge	2007-10	4	43	6	37	0	.140
Mike Canales*	2010, 2015	2	12	3	9	0	.250
Dan McCarney	2011-15	5	54	22	32	0	.407
Seth Littrell	2016-present	1	13	5	8	0	.385
<b>Totals</b>		<b>101</b>	<b>1,028</b>	<b>498</b>	<b>497</b>	<b>33</b>	<b>.5005</b>

\* Interim Head Coach

### ↳ Most Winning Seasons

1. .... Odus Mitchell.....	14
2. .... Jack Sisco.....	10
3. .... Corkey Nelson.....	5
4. .... Hayden Fry.....	4
5. .... J.W. St. Clair.....	4
6. .... Rod Rust.....	3
7. .... Theron Fouts.....	3
8. .... Darrell Dickey.....	3

### ↳ Coaching Wins

1. .... Odus Mitchell.....	122
2. .... Jack Sisco.....	74
3. .... Corky Nelson.....	48
4. .... Darrell Dickey.....	42
5. .... Hayden Fry.....	40
6. .... Rod Rust.....	29
7. .... Theron Fouts.....	23
8. .... Dan McCarney.....	22
9. .... J.W. St. Clair.....	20
10. .... Matt Simon.....	18

### ↳ Consecutive Winning Seasons

1. .... Odus Mitchell (46-52).....	7
2. .... Jack Sisco (29-32).....	4
..... Jack Sisco (38-41).....	4
..... Hayden Fry (75-78).....	4
5. .... Corky Nelson (86-88).....	3
..... J.W. St. Clair (15-17).....	3
..... Jack Sisco (34-36).....	3
..... Rod Rust (67-69).....	3
..... Darrell Dickey (02-04).....	3

### ↳ Winning Percentage

1. .... J.W. St. Clair.....	.656
2. .... Jack Sisco.....	.653
3. .... Hayden Fry.....	.629
4. .... Theron Fouts.....	.615
5. .... Odus Mitchell.....	.586
6. .... Jerry Moore.....	.500

### ↳ Conference Titles

1. .... Odus Mitchell.....	10
2. .... Jack Sisco.....	7
3. .... Darrell Dickey.....	4
4. .... Hayden Fry.....	1
..... Corky Nelson.....	1
..... Rod Rust.....	1
..... Matt Simon.....	1



Year	Head Coach	Overall Record	Conference Record
1913	J.W. Pender (Baylor, '05)	0-1	NA
1914	J.W. Pender	3-3	NA
1915	J.W. St. Clair (Baylor, '08)	4-1	NA
1916	J.W. St. Clair	4-3-1	NA
1917	J.W. St. Clair	6-1-0	NA
1918	J.W. St. Clair	1-2-1	NA
1919	J.W. St. Clair	5-3-0	NA
1920	Theron Fouts (Baylor, '17)	7-1-0	NA
1921	Theron Fouts	3-3-0	NA

### Texas Intercollegiate Athletic Association

1922	Theron Fouts	5-2-1	3-0 (NA)
1923	Theron Fouts	3-5-0	3-1 (2nd)
1924	Theron Fouts	5-3-1	4-1-1 (2nd)
1925	John Reid (Baylor, '17)	6-4-0	4-2 (4th)
1926	John Reid	5-3-1	4-1 (2nd)
1927	John Reid	1-6-2	0-3-2 (8th)
1928	John Reid	4-5-0	2-2 (5th)
1929	Jack Sisco (Baylor, '27)	4-3-2	3-0-1 (2nd)
1930	Jack Sisco	5-4-1	4-1 (3rd)
1931	Jack Sisco	8-3-0	4-0 (1st)

### Lone Star Conference

1932	Jack Sisco	8-1-1	5-0 (1st)
1933	Jack Sisco	3-4-2	3-1-1 (3rd)
1934	Jack Sisco	5-4-0	2-2 (T2nd)
1935	Jack Sisco	5-3-1	3-1 (T1st)
1936	Jack Sisco	6-2-1	4-0 (1st)
1937	Jack Sisco	4-4-2	2-1-1 (2nd)
1938	Jack Sisco	7-4-0	2-2 (3rd)
1939	Jack Sisco	6-1-0	4-0 (1st)
1940	Jack Sisco	6-3-0	4-0 (1st)
1941	Jack Sisco	7-1-0	4-0 (1st)
1942	Lloyd Russell (Baylor, '37)	3-5-0	1-2 (3rd)

### No Team From 1943-45 Due To World War II

1946	Odus Mitchell (W. Texas St., '25)	7-3-1	3-1 (1st)
1947	Odus Mitchell	10-2-0	6-0 (1st)
1948	Odus Mitchell	6-4-0	3-2 (T2nd)

### Gulf Coast Conference

1949	Odus Mitchell	8-4-0	2-1 (2nd)
1950	Odus Mitchell	7-2-1	1-1-1 (T1st)
1951	Odus Mitchell	8-4-0	2-0 (1st)
1952	Odus Mitchell	7-3-0	2-0 (1st)
1953	Odus Mitchell	3-6-1	1-1 (2nd)
1954	Odus Mitchell	4-6-0	1-1 (2nd)
1955	Odus Mitchell	5-4-1	2-1 (T1st)
1956	Odus Mitchell	7-2-1	2-0 (T1st)

### Missouri Valley Conference

1957	Odus Mitchell	5-5-0	2-2 (2nd)
1958	Odus Mitchell	7-2-1	2-1-1 (1st)
1959	Odus Mitchell	9-2-0	3-1 (1st)
1960	Odus Mitchell	2-6-1	0-3 (4th)
1961	Odus Mitchell	5-4-1	1-2 (2nd)
1962	Odus Mitchell	6-4-0	2-1 (2nd)
1963	Odus Mitchell	3-6-0	2-2 (3rd)
1964	Odus Mitchell	2-7-1	1-3 (4th)
1965	Odus Mitchell	3-7-0	2-2 (3rd)
1966	Odus Mitchell	8-2-0	3-1 (1st)
1967	Rod Rust (Iowa State, '50)	7-1-1	4-0 (1st)
1968	Rod Rust	8-2-0	4-1 (2nd)
1969	Rod Rust	7-3-0	4-1 (2nd)
1970	Rod Rust	3-8-0	1-3 (4th)
1971	Rod Rust	3-8-0	3-2 (2nd)
1972	Rod Rust	1-10-0	0-7 (8th)
1973	Hayden Fry (Baylor, '51)	5-5-1	5-1 (1st)
1974	Hayden Fry	2-7-2	1-3-2 (6th)

Year	Head Coach	Overall Record	Conference Record
Div. I-A Independent			
1975	Hayden Fry	7-4-0	NA
1976	Hayden Fry	7-4-0	NA
1977	Hayden Fry	10-1-0	NA
1978	Hayden Fry	9-2-0	NA
1979	Jerry Moore (Baylor, '61)	5-6-0	NA
1980	Jerry Moore	6-5-0	NA
1981	Bob Tyler (Mississippi, '58)	2-9-0	NA
1982	Corky Nelson (SW Texas, '64)	2-9-0	NA

### Southland Conference

1983	Corky Nelson	8-4-0*	5-1 (1st)
1984	Corky Nelson	2-9-0	1-5 (6th)
1985	Corky Nelson	4-6-1	2-3-1 (5th)
1986	Corky Nelson	6-4-0	3-2 (2nd)
1987	Corky Nelson	7-5-0*	5-1 (2nd)
1988	Corky Nelson	8-4-0*	4-2 (3rd)
1989	Corky Nelson	5-6-0	2-4 (5th)
1990	Corky Nelson	6-5-0	2-4 (6th)
1991	Dennis Parker (SE Okla., '72)	3-7-1	2-5 (6th)
1992	Dennis Parker	4-7-0	3-4 (5th)
1993	Dennis Parker	4-7-0	2-5 (5th)
1994	Matt Simon (E. New Mexico, '74)	7-4-1*	5-0-1 (1st)

\* NCAA I-AA Playoffs

### Div. I-A Independent

1995	Matt Simon	2-9-0	NA
------	------------	-------	----

### Big West Conference

1996	Matt Simon	5-6-0	3-2 (3rd)
1997	Matt Simon	4-7-0	2-3 (4th)
1998	Darrell Dickey (Kansas St., '84)	3-8-0	3-2 (2nd)
1999	Darrell Dickey	2-9-0	1-5 (7th)
2000	Darrell Dickey	3-8-0	1-4 (T4th)

### Sun Belt Conference

2001	Darrell Dickey	5-7	5-1 (T1st)
2002	Darrell Dickey	8-5	6-0 (1st)
2003	Darrell Dickey	9-4	7-0 (1st)
2004	Darrell Dickey	7-5	7-0 (1st)
2005	Darrell Dickey	2-9	2-5 (8th)
2006	Darrell Dickey	3-9	2-5 (7th)
2007	Todd Dodge (Texas, '87)	2-10	1-6 (7th)
2008	Todd Dodge	1-11	0-7 (8th)
2009	Todd Dodge	2-10	1-7 (8th)
2010	Todd Dodge	1-6	1-3
2010	Mike Canales* (Utah State '83)	2-3	2-3 (T6th)
2011	Dan McCarney (Iowa '75)	5-7	4-4 (5th)
2012	Dan McCarney	4-8	3-5 (T6th)

### Conference USA

2013	Dan McCarney	9-4	6-2 (T2nd)
2014	Dan McCarney	4-8	2-6 (T10th)
2015	Dan McCarney	0-5	0-2
2015	Mike Canales*	1-6	1-5 (12th)
2016	Seth Littrell (Oklahoma '01)	5-8	3-5 (T8th)

\*Interim HC



# RECORDS

↳ Home Stadium Records

### Fouts Field Record - 155-100-7 (.605)

YEAR	RECORD
1952	5-0-0
1953	3-1-0
1954	2-3-0
1955	4-0-0
1956	4-0-1
1957	3-2-0
1958	4-0-1
1959	5-0-0
1960	2-3-1
1961	3-2-1
1962	4-1-0
1963	3-1-0
1964	1-3-1
1965	2-3-0
1966	6-0-0
1967	5-0-0
1968	3-1-0
1969	5-0-0
1970	1-4-0
1971	1-1-0
1972	0-1-0
1973	3-1-1
1974	2-4-0
1975	2-0-0
1976	2-1-0
1977	2-0-0
1978	4-0-0
1979	3-0-0
1980	2-0-0
1981	1-1-0
1982	0-4-0
1983	4-1-0
1984	2-2-0
1985	3-1-0
1986	2-2-0
1987	3-0-0
1988	4-1-0
1989	2-3-0
1990	3-4-0
1991	2-2-1
1992	3-2-0
1993	4-2-0
1994	3-1-0
1995	2-1-0
1996	3-2-0
1997	2-1-0
1998	2-2-0
1999	1-3-0
2000	2-3-0
2001	3-1-0
2002	4-1-0
2003	5-0-0
2004	4-1-0
2005	0-5-0
2006	2-3-0
2007	2-3-0
2008	0-5-0
2009	1-5-0
2010	0-6-0
<b>Totals</b>	<b>155-100-7</b>

### Apogee Stadium Record - 20-14 (.588)

YEAR	RECORD
2016	3-3
2015	1-4
2014	4-2
2013	5-1
2012	3-2
2011	4-2
<b>Totals</b>	<b>20-14</b>

#### ↳ Top All-Time Crowds

Attend.	Opponent	Date
1. 29,437	Baylor	Sept. 6, 2003
2. 28,315	Baylor	Aug. 31, 2000
3. 28,075	Houston*	Sept. 10, 2011
4. 26,119	UTEP*	Nov. 9, 2013
5. 26,012	Navy	Nov. 10, 2007
6. 25,231	SMU	Sept. 9, 2006
7. 24,718	SMU*	Sept. 3, 2016
8. 23,743	Rice	Sept. 11, 2010
9. 23,647	Army	Nov. 21, 2009
10. 23,112	Tulsa	Sept. 17, 2005

\*Apogee Stadium

#### ↳ Top Apogee Stadium Crowds

1. 28,075	Houston	Sept. 10, 2011
2. 26,119	UTEP	Nov. 9, 2013
3. 24,718	SMU	Sept. 3, 2016
4. 22,835	Rice	Oct. 31, 2013
5. 22,398	SMU	Sept. 6, 2014
6. 22,259	Texas Southern	Sept. 8, 2012
7. 21,975	Idaho	Aug. 31, 2013
8. 21,873	Louisiana Tech	Nov. 5, 2016
9. 21,823	Troy	Sept. 22, 2012
10. 21,323	Nicholls	Sept. 20, 2014

#### ↳ Top Texas Stadium Crowds

Attend.	Opp.	Date
1. 45,923	Texas A&M	Sept. 27, 1997
2. 27,183	SMU	Sept. 14, 1974
3. 26,097	SMU	Sept. 17, 1977
4. 23,539	SMU	Sept. 25, 1976
5. 21,800	UT-Arlington	Sept. 15, 1979
6. 21,496	Texas Tech	Sept. 12, 1998
7. 20,852	Texas Tech	Sept. 22, 2001
8. 20,413	Army	Sept. 28, 1996
9. 20,211	Kansas	Sept. 9, 1995

### ↳ Texas Stadium Games -10-17

Year	Opponent	Result
1971	vs. Louisville	W, 20-17
	vs. Wichita St.	W, 31-10
1972	vs. San Diego St.	L, 25-0
	vs. Memphis	L, 7-6
	vs. Cincinnati	W, 27-25
	vs. West Texas St.	L, 17-14
1973	vs. UTA	L, 31-7
1974	vs. SMU	L, 7-6
1975	vs. UTA**	W, 27-14
	vs. Houston	W, 28-0
1976	vs. SMU	L, 38-31
1977	vs. SMU	W, 24-13
	vs. UTA	W, 15-6
1978	vs. Mississippi St.	L, 17-5
	vs. UTA	W, 28-23
	vs. Oklahoma St.	W, 12-7
1979	vs. UTA	W, 19-14
	vs. No. 18 SMU**	L, 20-9
1980	vs. SMU**	L, 28-9
1981	vs. SMU**	L, 34-7
1982	vs. No. 7 SMU**	L, 38-10
1984	vs. No. 13 SMU**	L, 24-6
1995	vs. Kansas	L, 27-10
1996	vs. Army	L, 27-10
1997	vs. No. 22 Texas A&M	L, 36-10
1998	vs. Texas Tech	L, 30-0
2001	vs. Texas Tech	L, 42-14

\*\*North Texas was the road team\*\*



### ↳ Home Attendance

Year	Games	Attendance	Avg.
2016	6	119,269	19,878
2015	5	68,155	13,631
2014	6	115,627	19,271
2013	6	126,182	21,030
2012	5	94,634	18,927
2011	6	113,186	18,864
2010	6	106,306	17,718
2009	6	109,367	18,228
2008	5	84,778	16,956
2007	5	88,672	17,734
2006	5	78,249	15,685
2005	5	82,232	16,446
2004	5	75,921	15,184
2003	5	93,469	18,694
2002	5	76,302	15,260
2001	5	73,844	14,769
2000	5	70,900	14,180
1999	4	55,010	13,752
1998	5	62,400	12,480
1997	4	78,818	19,704
1996	6	85,404	14,234
1995	4	69,502	17,376
1994	4	78,068	19,517
1993	6	51,578	8,596
1992	5	34,728	6,946
1991	4	33,808	8,452
1990	6	88,700	14,783
1989	5	71,447	14,289
1988	5	76,595	15,319
1987	4	55,055	13,764
1986	4	50,920	12,730
1985	4	40,600	10,150
1984	4	44,500	11,125
1983	5	60,400	12,080
1982	4	36,375	9,094
1981	4	49,976	12,494
1980	2	29,600	14,800
1979	3	43,500	14,500
1978	6	106,100	17,683
1977	4	78,397	19,599
1976	4	44,689	11,172
1975	3	35,530	11,843
1974	7	67,783	9,683
1973	6	71,941	11,990
1972	5	30,000	6,000
1971	5	52,350	10,470



## ↳ STADIUM FIRSTS

**Groundbreaking:** January 2010

**Cost:** \$78 million

**First Game:** Sept. 10, 2011

**First Opponent:** Houston

**First National Anthem:** NT alumnus Pat Boone

**First Play:** 55-yard kickoff return from NT's Brelan Chancellor

**First Score:** NT quarterback Andrew McNulty on an 10-yard run in the first quarter vs. Houston

## ↳ STADIUM RECORDS

<b>Passing Yards</b>	458	Case Keenum, Houston vs. North Texas, Sept. 10, 2011
<b>Passing Touchdowns</b>	5	Case Keenum, Houston vs. North Texas, Sept. 10, 2011, Cody Sokol, LA Tech vs. North Texas, Sept. 11, 2014
<b>Rushing Yards</b>	313	Lance Dunbar, North Texas vs. Middle Tennessee, Dec. 3, 2011
<b>Rushing Touchdowns</b>	4	Lance Dunbar, North Texas vs. Middle Tennessee, Dec. 3, 2011
<b>Receiving Yards</b>	216	Carlos Harris, North Texas vs. Southern Miss, Oct. 18, 2014
<b>Receiving Touchdowns</b>	4	Carlos Henderson, Louisiana Tech vs. North Texas, Nov. 5, 2016
<b>Kick Return Yards</b>	286	Brelan Chancellor, North Texas vs. Houston, Sept. 10, 2011
<b>All-purpose Yards</b>	332	Brelan Chancellor, North Texas vs. Houston, Sept. 10, 2011
<b>Penalty Yds for an NT opp.</b>	95	Western Kentucky vs. North Texas, Nov. 19, 2011
<b>Longest Pass Play</b>	93 yds	Andrew McNulty to Carlos Harris, North Texas vs. Rice, Sept. 19, 2015
<b>Longest Rush Play</b>	85 yds	Brandin Byrd, North Texas vs. South Alabama, Nov. 10, 2012
<b>Longest Field Goal</b>	52 yds	Zach Olen, North Texas vs. FAU, Oct. 8, 2011
<b>Longest Punt</b>	70 yds	Will Atterberry, North Texas vs. Western Kentucky, Nov. 19, 2011

## ↳ North Texas Records

### Individual

#### Rushes

Lance Dunbar vs. Middle Tennessee, 2011 40

#### Yards Rushing

Lance Dunbar vs. Middle Tennessee, 2011 313

#### TD Rushes

Lance Dunbar vs. Middle Tennessee, 2011 4

#### Longest Rush

Brandin Byrd vs. South Alabama, 2012 85

#### Pass Attempts

Mason Fine vs. Middle Tennessee, 2016 54

#### Pass Completions

Mason Fine vs. Middle Tennessee, 2016 33

#### Yards Passing

Derek Thompson vs. Idaho, 2013 349

#### TD Passes

Derek Thompson, twice, 2011 3

#### Longest Pass

Andrew McNulty (to Carlos Harris)  
vs Rice, 2015 93

#### Receptions

Carlos Harris vs. Southern Miss, 2014 15

#### TD Receptions

Turner Smiley/Chris Bynes/  
Antoinne Jimmerson 2

#### Field Goals

Trevor Moore vs. SMU, 2014 5

#### Longest Field Goal

Zach Olen vs. Florida Atlantic, 2011 52

#### Longest Punt

Will Atterberry vs. WKU, 2011 70

#### Longest Punt Return

Darvin Kidsy vs. Nicholls 75

#### Longest Kickoff Return

Brelan Chancellor vs. Houston, 2011 73

#### Tackles

Derek Akunne vs Southern Miss, 2014 14

#### Sacks

Tillman Johnson vs. Nicholls, 2014 3.0

### Team

#### Rushes

69 vs. Middle Tennessee, 2011

#### Yards Rushing

464 vs. Middle Tennessee, 2011

#### TD Rushes

7 vs. Middle Tennessee, 2011

#### Pass Attempts

54 vs. Middle Tennessee, 2016

#### Pass Completions

33 vs. Middle Tennessee, 2016

#### Yards passing

404 vs. Idaho, 2013

#### TD Passes

3 vs. Indiana 2011, vs. ULM 2011, vs. Nicholls 2014

#### Total Offense

591 vs. Idaho, 2013

#### Points

77 vs. Nicholls, 2014

#### First Downs

31 vs. Ball State, 2013



### Media Availability for Coaches

North Texas head coach Seth Littrell will be available for media interviews on a regular schedule throughout the season. All requests for interviews at times other than the regularly-scheduled availabilities should be made through the athletic communications office. Requests for interviews of assistant coaches will be granted with prior approval of coach Littrell and must be made in advance through the athletic communications office

### Radio Show

Coach Littrell will hold his weekly radio show at 7:00 p.m. Tuesdays from Rudy's BBQ in Denton.

### Press Conference

Coach Littrell will hold a press conference each week on Tuesday at 12 p.m. in the team meeting room at the Athletic Center following practice. Requested players will be available to speak to the media in the weekly press conference on Tuesdays after coach Littrell concludes his media session. **All player requests must be submitted to the North Texas athletics communications office by 12 p.m. on Monday.** If a requested player is not available on Tuesday, he will be made available after practice on Wednesday.

### Out-of-Town Media

Coach Littrell and his assistant coaches are also available by request to out-of-town media. Please contact the athletic communications office to arrange these requests.

### Player Interviews

All player interviews must be arranged through the athletic communications office. Player interviews will be conducted on Tuesday following practice at the weekly press conference or following practice on Wednesday if the requested player is not available on the day prior. Special exceptions may be granted to those media members needing to interview players at other times at the discretion of the athletic communications office.

### Covering Practice

North Texas football practices are closed to the media with the exception of the first 20 minutes on Tuesday. No coaches or players will be available to media members after Wednesday.

### Mean Green on the Web

Statistics and news releases on North Texas football and all 16 Mean Green athletic programs are available at [www.MeanGreenSports.com](http://www.MeanGreenSports.com), the official website of North Texas Athletics.

### Media Credentials

All requests for press, broadcast, photo and parking credentials should be made in writing at least one week prior to the requested game. Direct all requests to Jordan Stepp, by email to [jordan.stepp@unt.edu](mailto:jordan.stepp@unt.edu) or phone at 940-369-8329. All credentials that are not picked up prior to the day of the game will be left at the media will call.

### Photographers

Credentials will only be issued to accredited photographers for a working purpose and should be requested in the same manner as regular media

passes. Photographers with a credential should report to the press box prior to the game. Photographers are not permitted in the team areas between the 25-yard lines. Photographers are not permitted to enter the bench area at any time. The press box also has a photography work room that will be available before and after the game.

### Media Parking

A limited number of media parking spaces are available at Apogee Stadium. Media must request parking passes along with credential requests. Parking passes will be provided only to the organizations that cover North Texas on a regular basis.

### Press Box Services

Telephones: Visiting radio stations will be given one phone line and one ISDN line for broadcasts. For additional needs or questions you can call Jordan Stepp at 940-369-8329.

Wireless: Wireless internet is available in the North Texas press box for all members of the working media. Please contact a member of the athletic communications staff to obtain instructions.

Statistics: Complete individual and team stats, play-by-play and post-game quotes will be available to the media following each game. Quickie stats will be distributed after each quarter. Complete media packets, including game programs, flip cards and updated releases will be distributed prior to each game.

### Mailing Address

Athletics Communications  
1155 Union Circle  
Box 311397  
Denton, TX 76203-5017

### Delivery Address

Athletic Department  
1301 S. Bonnie Brae St.  
Denton, TX 76207-2003

### Apogee Stadium Press Box

940.369.7578

## North Texas Athletic Athletics Communications Staff



**Eric Capper**  
Senior Associate AD  
(Football Contact)  
Office: 940.565.2476  
Home: 940.498.1011  
Cell: 940.367.0727  
Email: [Eric.Capper@unt.edu](mailto:Eric.Capper@unt.edu)



**Jordan Stepp**  
Assistant Athletic Director  
(Football Contact)  
Office: 940.369.8329  
Cell: 805.551.8648  
Email: [Jordan.Stepp@unt.edu](mailto:Jordan.Stepp@unt.edu)




**David Pyke**  
Director of Creative Web  
Design  
Office: 940.369.5990  
Email: [David.Pyke@unt.edu](mailto:David.Pyke@unt.edu)



**Justin Glover**  
Assistant Director  
Office: 940.369.8548  
Email: [Justin.Glover@unt.edu](mailto:Justin.Glover@unt.edu)



**Amy Ruggini**  
Assistant Director  
Office: 940.369.7980  
Email: [Amy.Ruggini@unt.edu](mailto:Amy.Ruggini@unt.edu)



**Luke Della**  
Communications Asst.  
Office: 940.565.3671  
Email: [Luke.Della@unt.edu](mailto:Luke.Della@unt.edu)



**Josh Yonis**  
Communications Asst.  
Office: 940.565.3671  
Email: [Josh.Yonis@unt.edu](mailto:Josh.Yonis@unt.edu)