

North Texas Football

2016 Fact and Records Book

MeanGreenSports.com

**SETH
LITRELL**
HEAD COACH



UNT UNIVERSITY OF NORTH TEXAS



2016

NORTH TEXAS FOOTBALL

FACT AND RECORDS BOOK

MEAN GREENTM
FOOTBALL

North Texas Athletics Department

1301 S. Bonnie Brae
Denton, TX 76207
Office: (940) 565-2662

Shipping Address - Use this for overnight - FED EX / UPS
1301 S. Bonnie Brae
Denton, TX 76207

Mailing Address - US Postal Service ONLY
1155 Union Circle #311397
Denton, TX 76203

www.meangreensports.com

Credits: the North Texas Media Relations Department

Photography: Rick Yeatts

Mean Green Mission Statement

- * To Promote and monitor the educational achievement and personal growth of student-athletes, emphasizing that their educational growth and development is the primary purpose of intercollegiate athletics
- * To conduct an athletics program that protects and enhances the physical and educational welfare of student-athletes
- * To provide fair and equitable opportunity for all student-athletes and staff participating in intercollegiate sport activities, regardless of gender or ethnicity
- * To promote the principles of good sportsmanship and honesty in compliance with the University of North Texas, state, NCAA and conference regulations
- * To conduct a competitive athletics program that promotes faculty, staff, student and community affiliation with the University of North Texas
- * To serve the community through public service and outreach activities which positively reflect on the University of North Texas and promote good will in the community.



2016 Team Information

2015 Record..... 1-11
 Conference Record/Finish 1-7 /6th
 Basic Offense..... Spread
 Basic Defense Multiple
 Lettermen Returning 61
 Offense: 37 ; Defense: 21; Specialist: 3
 Lettermen Lost..... 19
 Offense: 12; Defense: 7, Specialist: 0
 Starters Returning 13
 Offense: 5; Defense: 8
 Starters Lost..... 10
 Offense: 7; Defense: 3

↳ **Offensive Starters Returning (5)**

Pos.	Name	Ht.	Wt.	Yr.-Lt.	Career Starts
WR	Turner Smiley	6-0	185	Jr.-2L	9
OL	Chris Miles	6-4	291	So.-1L	11
OL	Sam Rice	6-4	297	Sr. 3L	12 (at NT)
WR	Thaddeous Thompson	6-2	197	Sr.-1L	6
RB	Jeffrey Wilson	6-0	190	Jr.-2L	7

↳ **Defensive Starters Returning (8)**

Pos.	Name	Ht.	Wt.	Yr.-Lt.	Career Starts
DE	Jarrian Roberts	6-2	240	Sr.-2L	11
DE	Malik Dilonga	6-4	252	Sr.-2L	5
LB	Brandon Garner	5-11	220	So.-1L	5
LB	Fred Scott	5-11	238	Sr.-2L	24
DB	Nate Brooks	6-0	163	So.-1L	7
DB	Chad Davis	5-10	184	Sr.-3L	11
DB	Kishawn McClain	5-11	193	Jr.-2L	11
DB	James Gray	6-0	200	Sr.-1L	12

↳ **Specialists Returning (3)**

Pos.	Name	Ht.	Wt.	Yr.-Lt.	Career Games
K	Trevor Moore	5-11	175	Jr.-2L	23
P	Eric Keena	6-2	170	Sr.-2L	23
DS	Trey Enterline	6-3	225	Sr.-1L	1

↳ **Mean Green 2015 Results**

Date	Opponent	Results	Atten.
Sept. 12	at SMU	L, 31-13	25,401
Sept. 19	vs. Rice*	L, 38-24	19,602
Sept. 26	at Iowa	L, 62-16	56,041
Oct. 3	at Southern Miss*	L, 49-14	26,430
Oct. 10	vs. Portland State	L, 66-7	19,801
Oct. 15	vs. Western Kentucky*	L, 55-28	10,155
Oct. 24	at Marshall*	L, 30-13	27,217
Oct. 31	vs. UTSA*	W, 30-23	10,292
Nov. 7	at Louisiana Tech*	L, 56-13	16,986
Nov. 14	at Tennessee	L, 24-0	96,197
Nov. 21	at Middle Tennessee*	L, 41-7	13,922
Nov. 29	vs. UTEP*	L, 20-17	8,305

*Conference USA Game

2 PROFILES

Head Coach 2
 Assistant Coaches 4
 Football Staff 7
 2016 Numerical Roster 8
 2016 Alphabetical Roster 10
 Profiles..... 12
 Newcomers..... 30

39 OPPONENTS

2016 Opponents 39
 All-Time Results 41

43 2015 IN REVIEW

Results and Statistics 43
 Individual Statistics..... 44
 Final Defensive Statistics 45
 Superlatives..... 48
 Individual All-Purpose Yards 50
 Game-By-Game Comparisons 51
 Starting Lineups 52
 Game Leaders 53
 Box Scores..... 54

60 HISTORY

Postseason 60
 Letterwinners..... 65
 Mean Green In The NFL 70
 All-Americans..... 71
 All-Pro Selections 72
 All-Conference Selections 73
 Conference Award Winners 75

77 RECORDS

Scoring..... 77
 Rushing 79
 Passing..... 82
 Receiving 85
 Total Offense 87
 All-Purpose Yards..... 88
 Punting and Kicking..... 89
 Kicking..... 90
 Returns 91
 Defense 92
 Misc. and NCAA Leaders..... 94
 Conference Records 95
 Conference Annual Leaders 96
 Annual Team Statistics 97
 vs. Ranked Opponents..... 98
 All-Time Results 99
 Coaching Records 104
 Home Stadium Records..... 106
 Apogee Stadium Records..... 108

109 MEDIA

Information 109



Seth Littrell

Head Coach

First Year ▶ Oklahoma '01

The University of North Texas named Seth Littrell as its 19th head football coach, University President Neal Smatresk announced on December 5, 2015.

Littrell, 37, one of the brightest offensive minds in college football, comes to North Texas after serving as the assistant head coach for offense and tight ends at North Carolina. The Muskogee, Oklahoma, native is the youngest coach in Conference USA and will be the fifth youngest in the nation when he coaches his first game.

The dynamic mind of Littrell turned the North Carolina offense in 2015 into one of the nation's best, as the Tar Heels set school records for most points and touchdowns in a season. The Tar Heels won the ACC Coastal Division Championship and played in their first ACC Championship game.

North Carolina scored over 30 points nine times in 2015, topped the 40-point mark seven times and scored over 50 points in four games, which is a school record. Through 12 games, UNC averaged 41.2 points a game, which was 11th in the nation.

Under the guidance of Littrell, quarterback Marquise Williams set a new school record for career touchdowns (90) and total offense at North Carolina.

In 2015 with Littrell, the UNC offense averaged 7.46 yards per play, which was second in the nation, and ran the ball for 6.0 yards a carry, which ranked third in the country. UNC was one of just 11 schools in the nation averaging more than 200 yards rushing (229.7) and 250 yards passing (266.0). UNC rushed for over 200 yards eight times and had over 500 yards of total offense in four games in 2015, including 704 yards in a 66-31 win over Duke.

In his first season in Chapel Hill in 2014, Littrell helped Carolina establish several school records, including most passing yards, most passing touchdowns and most first downs. Williams was a second-team all-conference pick after leading the Tar Heels to a bowl game in his first year as the starter, and set several individual school records, including most rushing yards and rushing touchdowns by a quarterback. Carolina gained more than 5,000 yards in Littrell's first season as the play-caller and averaged 429.8 yards per contest.

Littrell came to Chapel Hill from Indiana where he guided one of the most prolific offenses in the country. Indiana finished ninth in the nation in total offense in 2013, averaging 508.5 yards per game. The Hoosiers were 17th in passing offense (306.7 avg.) and 30th in rushing offense (201.8). Indiana was one of only three teams to average more than 300 yards passing and 200 yards rushing.

Under Littrell's guidance in 2013, Indiana set single-season records with 6,102 total yards, (508.5 ypg), 461 points, (38.4 ppg), 36 passing touchdowns, 62 total touchdowns and 300 first downs. Tight end Ted Bolser thrived in his system, setting IU career records for receptions, receiving yards and touchdowns by a tight end.

Bolser and wide receiver Cody Latimer were selected in the 2014 NFL Draft. Latimer was taken in the second round (56th overall) by the Denver Broncos, while Bolser went in the seventh round to the Washington Redskins.

Littrell Quick Facts

- Age:** 37
- Alma Mater:** Oklahoma ('01)
- Record:** 0-0 (first year)
- Overall Record:** 0-0 (first year)
- Previous Job:** Assistant Head Coach, Offense/Tight Ends at North Carolina
- Playing Experience:** Fullback at Oklahoma (1998-01)
- Family:** Married to Becca. Has two children: Tripp, Elle.

Littrell Coaching Experience

<u>Year</u>	<u>School</u>	<u>Position</u>
2016-Pres	North Texas	Head Coach
2014-15	North Carolina	Ast. HC/Off./TE
2012-13	Indiana	O. Coord./TE/FB
2011	Arizona	O. Coord./TE/H-Backs
2010	Arizona	Co-O. Coord./RB/TE
2009	Arizona	RB/TE
2005-08	Texas Tech	RB
2002-04	Kansas	Graduate Assistant



In Littrell's first season as Indiana's offensive coordinator in 2012, the Hoosiers led the Big Ten and ranked 17th nationally in passing offense (311.2). They finished second in the conference in total offense (442.0) and fourth in scoring offense (30.8).

Prior to his stint at Indiana, Littrell coached three seasons at Arizona, where his 2011 offense ranked third nationally in passing offense (370.8) and 15th in total offense (465.2).

Three of his Arizona players were selected in the NFL draft: tight end Rob Gronkowski (New England Patriots - 2010 second round), quarterback Nick Foles (Philadelphia Eagles - 2012 third round) and wide receiver Juron Criner (Oakland Raiders - 2012 fifth round).

Prior to Arizona, Littrell served four years as running backs coach at Texas Tech (2005-08) under Mike Leach. The 2008 Red Raiders rushed for 119 rushing yards per game, the highest total in the Leach era. Running back Shannon Woods earned All-Big 12 Conference honors in 2006 after averaging 6.1 yards per carry and snagging 75 receptions, totaling a top 15 national figure of 139 all-purpose yards per game.

Littrell began his coaching career as a graduate assistant at Kansas from 2002-04. The Jayhawks played in the 2003 Tangerine Bowl.

Littrell has coached in seven bowl games, played in two and was team captain on Oklahoma's 2000 national championship team. He was a four-year letterwinner at Oklahoma where he rushed for 231 yards and seven touchdowns in 1999 and finished his career with 11 rushing scores.

The Muskogee, Oklahoma, native graduated from Oklahoma with a degree in communications in 2001.

Littrell and his wife, Becca, have a son, Tripp, and a daughter, Elle.

Littrell Coaching Highlights

- ↳ In his 12 games in charge of the North Carolina offense in 2015, the team averaged 41.2 points per game and set a school record for most games over 50-points (4).
- ↳ The UNC offense averaged 7.46 yards per play in 2015 under Littrell's guidance, which was second in the nation, and ran the ball for 6.0 yards a carry, which ranked third in the country.
- ↳ Carolina gained more than 5,000 yards in Littrell's first season as the play-caller and averaged 429.8 yards per contest in 2014, his first in Chapel Hill.
- ↳ Indiana finished ninth in the nation in total offense in 2013, averaging 508.5 yards per game.
- ↳ Indiana was one of only three teams in the nation to average more than 300 yards passing and 200 yards rushing in 2013.
- ↳ Littrell's 2011 offense at Arizona ranked third nationally in passing offense (370.8) and 15th in total offense (465.2).
- ↳ In 2008, as the running backs coach in Littrell's fourth and final season at Texas Tech, the Red Raiders rushed for 119 rushing yards per game, the highest total in the Mike Leach era.



PROFILES


↳ assistant coaches



Graham Harrell

Offensive Coordinator

First Year ▶ Quarterbacks



Mike Ekeler

Defensive Coordinator


First Year ▶ Linebackers

HARRELL'S COACHING EXPERIENCE

2016-Present	North Texas	Offensive Coordinator/QBs
2015	Washington State	Outside Receivers
2014	Washington State	Offensive Analyst

EKELER'S COACHING EXPERIENCE

2016-Present	North Texas	Co-Defensive Coordinator/LBs
2014-15	Georgia	Inside Linebackers
2013	USC	Linebackers
2011-12	Indiana	Co-Defensive Coordinator/LBs
2008-10	Nebraska	Linebackers
2005-07	LSU	Graudate Assistant
2003-04	Oklahoma	Graduate Assistant



Troy Reffett

Assistant Head Coach

First Year ▶ Co-Defensive Coordinator/Safeties



Derrick LeBlanc

Assistant Coach


First Year ▶ Defensive Line

REFFETT'S COACHING EXPERIENCE

2016-Present	North Texas	Co-Defensive Coordinator/Safeties
2015	Memphis	Cornerbacks
2009-14	Louisiana-Monroe	Defensive Coordinator/CBs
2008	New Mexico	Defensive Coordinator
2004-07	New Mexico	Cornerbacks
2002-03	UTEP	Defensive Coordinator/Secondary
1997-2001	UTEP	Defensive Backs/Recruiting Coord.
1993-1996	UTEP	Outside Linebackers
1990-92	UTEP	Graduate Assistant

LEBLANC'S COACHING EXPERIENCE


2016-Present	North Texas	Defensive Line
2013-14	Southern Miss	Defensive Line
2012	Wyoming	Defensive Line
2008-11	LSU	Assistant Strength and Conditioning Coord.
2006-07	Missouri State	Defensive Line



**Nate
Brown**

Assistant Coach

First Year ▶ Cornerbacks



**Joel
Filani**

Assistant Coach

First Year ▶ Wide Receivers

BROWN'S COACHING EXPERIENCE

2016-Present	North Texas	Cornerbacks
2015	Louisiana-Monroe	Cornerbacks
2014	Grambling State	Defensive Backs
2013	Millsaps College	Pass Game Coord./WRs/ST
2012	Louisiana-Monroe	Graduate Assistant

FILANI'S COACHING EXPERIENCE

2016-Present	North Texas	Wide Receivers
2015	Washington State	Offensive Quality Control
2013-14	Boise State	Graduate Assistant



**Tommy
Mainord**

Associate Head Coach

First Year ▶ Pass Game Coordinator/Inside Wide Receivers



**Tommy
Perry**

Assistant Coach

Fourth Year ▶ Running Backs/
Special Teams Coordinator

MAINORD'S COACHING EXPERIENCE

2016-Present	North Texas	Associate HC/Inside WRs
2013-15	Kentucky	Wide Receivers
2010-12	Texas Tech	Outside Receivers
2008-09	Lamar	Offensive Coordinator
2007	Sam Houston State	Wide Receivers
2006	Sam Houston State	Running Backs
2005	Sam Houston State	Wide Receivers
2002-04	Tarleton State	Quarterbacks/Running Backs
2000-01	Tarleton State	Graduate Assistant
1999	Tarleton State	Student Assistant

PERRY'S COACHING EXPERIENCE

2013-Present	North Texas	Running Backs/Special Teams
2009-12	South Alabama	Running Backs/Special Teams
2006-08	Alabama	Graduate Assistant
2006	Amsterdam Admirals (NFL Europe)	Strength & Conditioning
2004-05	Texas A&M-Commerce	Graduate Assistant
2004	Texas	Assistant Strength and Conditioning



PROFILES


↳ assistant coaches



Brad Davis

Assistant Coach

First Year ▶ Run Game Coordinator/Offensive Line



Zack Womack

Head Strength Coach

First Year ▶ Strength Coach

DAVIS' COACHING EXPERIENCE

2016-Present	North Texas	Run Game Coord./Offensive Line
2015	East Carolina	Offensive Line
2014	James Madison	Co-O. Coord./Offensive Line
2009-13	Portland State	Run Game Coord./Offensive Line
2008	North Carolina	Staff Assistant
2006-07	Texas A&M	Graduate Assistant
2005-06	Doane (Neb.) College	Assistant

WOMACK'S COACHING EXPERIENCE

2016-Present	North Texas	Director of Football Performance
2012-14	North Carolina	Asst. Strength and Conditioning
2010-12	East Central University	Head Strength and Conditioning
2005-10	Illinois	Asst. Strength and Conditioning
2004	Florida	Asst. Strength and Conditioning
2004	Memphis	Asst. Strength and Conditioning



Shane Elder

Assistant AD, Football Ops

First Year ▶ Assistant AD, Football Operations



Scotty Conley

Director of HS Relations

Eighth Year ▶ Director of High School Relations

ELDER'S OPERATIONS EXPERIENCE

2016-Present	North Texas	Assistant AD, Football Operations
2014-15	UTSA	Assistant AD, Football Operations
2009-13	UTSA	Director, Football Operations
2003-09	Texas A&M	Admin. Assistant for Recruiting

CONLEY'S COACHING EXPERIENCE

2016-Present	North Texas	Director of High School Relations
2009-15	North Texas	Director of Football Operations
2004-09	Texas A&M-Commerce	Head Coach
2000-02	Navy	Special Teams/Linebackers
1996-00	Trinity Valley College	Head Coach
1993-96	Howard Payne	Special Teams/Defensive Backs
1990-93	Arkansas	Special Teams/Tight Ends/LBs
1989	Rice	Running Backs
1988	Tennessee	Running Backs
1987	Kansas	Linebackers
1982-86	Texas	Linebackers
1980-82	Texas A&M	Running Backs
1974-80	Plano Senior High (Texas)	Head Coach
1972-74	Mt. Vernon High School (Texas)	Head Coach



David Stenklyft

Director of Recruiting

First Year ▶



Mason Y'Barbo

Graduate Assistant

Second Year ▶ Defense

STEKLYFT'S COACHING EXPERIENCE

2016-Present	North Texas	Director of Recruiting
2015-16	Fresno State	Director of On Campus Recruiting/Asst. Dir. Player Personnel
2012-14	Fresno State	Outside LB's/Graduate Assistant
2010-12	Texas A&M	Defensive Quality Control/LB's
2010	Alabama	Recruiting and Operations Assistant

Y'BARBO'S COACHING EXPERIENCE

2015-Present	North Texas	Graduate Assistant
--------------	-------------	--------------------



Tim Burmeister

Graduate Assistant

First Year ▶ Offense



Thomas Sheffield

Graduate Assistant

Second Year ▶ Offense/Sp. Teams

BURMEISTER'S COACHING EXPERIENCE

2015-Present	North Texas	Graduate Assistant
--------------	-------------	--------------------

SHEFFIELD'S COACHING EXPERIENCE

2015-Present	North Texas	Graduate Assistant
--------------	-------------	--------------------



Brandin Byrd

Graduate Assistant

Second Year ▶ Defense

BYRD'S COACHING EXPERIENCE

2015-Present	North Texas	Graduate Assistant
2014	West Virginia State	Graduate Assistant



PROFILES

↳ 2016 numerical roster

No.	Name	Pos.	Ht.	Wt.	Cl.	Hometown (Previous School)
1	Turner Smiley	WR	6-0	189	JR	Frisco, TX (Wakeland HS)
2	O'Keeron Rutherford	WR	6-5	190	RS SO	Carthage, TX (Carthage HS)
2	Eric Jenkins	DB	5-10	180	JR	New Orleans, LA (LA Valley College)
3	Terian Goree	WR	6-3	173	RS SO	Carthage, TX (Carthage HS)
4	Khairi Muhammad	DB	5-11	170	FR	DeSoto, TX (DeSoto HS)
4	Anthony Wyche	RB	5-11	195	SO	Philadelphia, PA (LA Valley College)
5	Alec Morris	QB	6-3	233	SR	Allen, TX (Alabama)
5	Mylam Peters	LB	6-5	240	JR	Kissimmee, FL (Arizona Western College)
6	Mason Fine	QB	5-11	170	FR	Locust Grove, OK (Locust Grove HS)
6	Darius Turner	DB	6-1	205	JR	Nashville, TN (Arizona Western College)
7	Jareid Combs	DE	6-3	258	SR	Minneapolis, MN (Iowa Central CC)
7	Connor Means	RB	6-4	215	RS SO	Deer Park, TX (Deer Park HS)
8	Rico Bussey, Jr.	WR	6-2	175	FR	Lawton, OK (Eisenhower HS)
9	Nate Brooks	DB	6-0	170	SO	Whitehouse, TX (Whitehouse HS)
10	Mitch Cason	QB	6-2	183	FR	Flower Mound, TX (Marcus HS)
10	Calvin Minor	LB	6-3	213	JR	Lewisville, TX (Lewisville HS)
11	Thaddeous Thompson	WR	6-2	202	SR	Cibolo, TX (Scottsdale CC)
13	Kway Hill	DB	5-11	195	RS FR	Columbus, GA (LA Valley College)
13	Quinetin Jackson	WR	6-3	205	JR	Granite City, IL (College of DuPage)
14	Cedric Fernandes	DB	5-10	176	RS SO	Arlington, TX (Martin HS)
15	Caleb Chumley	TE	6-5	240	RS FR	Longview, TX (Pine Tree HS)
15	T.J. Tauaalo	DT	6-2	287	RS SO	Keller, TX (Central HS)
16	Chad Davis	DB	5-10	181	SR	Richmond, TX (Bush HS)
17	Cortney Finney	LB	5-11	220	SR	Bay City, TX (Trinity Valley CC)
18	Devin O'Hara	QB	6-5	211	JR	Arlington Heights, IL (College of Dupage)
18	Joshua Wheeler	DE	6-3	240	JR	Grand Prairie, TX (Tyler JC)
19	John Schilleci	DB	6-0	201	SR	Denton, TX (Guyer HS)
19	Quinn Shanbour	QB	6-0	191	RS JR	Oklahoma City, OK (Heritage Hall HS)
20	Spencer Edwards	WR	6-0	180	FR	Rockwall, TX (Rockwall HS)
21	James Gray	DB	6-0	190	SR	Atlanta, GA (Fort Scott CC)
22	E.J. Ejiya	LB	6-3	220	JR	Blaine, MN (North Dakota State College of Sciences)
23	Kishawn McClain	DB	5-11	201	JR	Rosenberg, TX (Terry HS)
24	Taylor Robinson	DB	5-11	191	RS FR	Keller, TX (Central HS)
25	Andrew Tucker	RB	6-0	203	RS JR	Tyler, TX (Chapel Hill HS)
26	Jeffrey Wilson	RB	6-0	195	JR	Elkhart, TX (Elkhart HS)
27	Kam Duhon	WR	5-11	170	FR	Southlake, TX (Southlake Carroll HS)
27	Ashton Preston	DB	5-10	183	SO	Edmond, OK (Santa Fe HS)
29	Willy Ivery	RB	5-9	185	JR	Sulphur Springs, TX (Sulphur Springs HS)
30	Trevor Moore	K	5-11	194	JR	Edmond, OK (Edmond North HS)
30	Jarrian Roberts	DE	6-2	252	SR	Clarksville, TX (Clarksville HS)
31	Kenny Buyers	WR	5-11	185	RS SR	Hurst, TX (L.D. Bell HS)
32	Michael Lawrence	WR	5-10	165	FR	Sweetwater, TX (Sweetwater HS)
32	Fred Scott	LB	5-11	233	SR	Kennedale, TX (Kennedale HS)
34	Bryce English	DT	5-11	332	RS FR	DeSoto, TX (Kansas State)
34	Elijah McIntyre	WR	6-0	184	FR	Arlington, TX (Grace Preparatory Academy)
36	Dee Baulkman	DB	5-11	200	JR	Bainbridge, GA (Arizona Western)
36	Cannon Maki	FB	5-11	230	RS SO	Mansfield, TX (All Saints Episcopal HS)
37	Connor Davis	WR	5-10	193	SR	Grapevine, TX (Texas Lutheran)
37	Brandon Garner	LB	5-11	225	RS SO	Mansfield, TX (Timberview HS)
38	Andrew Jones	DB	6-1	173	RS SO	Mesquite, TX (North Mesquite HS)
39	Jameel Moore	DB	5-10	160	FR	Cedar Hill, TX (Cedar Hill HS)
39	Braydon Watson	WR	5-11	175	FR	Waco, TX (Celina HS)

PROFILES

↳ 2016 numerical roster



No.	Name	Pos.	Ht.	Wt.	Cl.	Hometown (Previous School)
40	Trever Merrell	RB	5-10	195	FR	Davis, OK (Davis HS)
42	Corey Mann	LB	6-0	195	FR	Decatur, TX (Temple HS)
43	Zack Bishop	LB	6-2	225	RS JR	Allen, TX (Oklahoma Baptist)
44	Sid Moore	DT	6-1	261	JR	Van, TX (Van HS)
44	Nick Smith	RB	5-10	175	FR	Arlington, TX (Martin HS)
45	Nnamdi Umeakuana	DB	6-1	205	JR	Irving, TX (Austin College)
46	Christian Hosley	RB	5-9	175	SO	San Antonio, TX (Howard Payne University)
47	Dakota Michaels	WR	6-1	185	FR	Lucas, TX (Lovejoy HS)
49	Roderick Young	DT	6-1	287	SO	Spring, TX (Dekaney HS)
50	LaDarius Hamilton	DE	6-3	240	FR	Corrigan, TX (Corrigan-Camden HS)
53	T.J. Henson	OL	6-4	315	JR	Plano, TX (Trinity Valley CC)
53	William LeMasters	LB	6-2	213	RS FR	Dallas, TX (Parish Episcopal HS)
54	Creighton Barr	OL	6-3	302	SO	Flower Mound, TX (Marcus HS)
56	Malik Dilonga	DE	6-4	264	SR	Cedar Hill, TX (Trinity Christian School)
57	Shane Gerths	LB	6-1	205	FR	Celina, TX (Celina HS)
57	Bernie Santos	OL	6-3	326	FR	Argyle, TX (Guyer HS)
58	Wylie Reinhardt	OL	6-4	261	JR	Saginaw, TX (Saginaw HS)
59	Hayden Harrison	LB	6-2	220	FR	Wolfforth, TX (Frenship HS)
59	Trey Keenan	OL	6-5	272	SR	Argyle, TX (Texas Tech)
60	Doro Omerhi	OL	6-4	290	FR	Pearland, TX (Pearland HS)
62	Jerod Fritsch	OL	6-5	255	RS SO	Denton, TX (NCTC)
64	Sam Rice	OL	6-4	297	SR	Coppell, TX (SMU)
67	Chris Miles	OL	6-4	299	RS SO	Flower Mound, TX (Flower Mound HS)
68	Chett Munden	OL	6-5	305	RS FR	Marshall, TX (Marshall HS)
70	R.D. Wegmann	OL	6-3	265	RS FR	Wichita Falls, TX (Rider HS)
71	Jordan Murray	OL	6-9	360	SO	Coppell, TX (Coppell HS)
73	Garrett Gunter	OL	6-4	293	SR	Spring Branch, TX (Trinity Valley CC)
74	Chandler Anthony	OL	6-7	280	FR	Tuttle, OK (Tuttle HS)
77	Elex Woodworth	OL	6-4	284	RS FR	Mesquite, TX (Horn HS)
78	Jalen Thomas	OL	6-5	295	JR	Detroit, MI (ASA Brooklyn)
80	Will Boyd	WR	6-3	185	FR	Arlington, TX (Pantego Christian Academy)
81	Daniel Khan	WR	5-11	180	RS SO	Sherman Oaks, CA (Notre Dame HS)
82	Deion Hair-Griffin	WR	5-10	165	FR	Fort Worth, TX (Arlington Heights HS)
83	Tyler Wilson	WR	5-11	170	FR	Arlington, TX (Martin HS)
84	Eric Keena	P	6-2	175	SR	Keller, TX (Sunrise Mountain HS)
84	Dennis Smith	WR	5-9	170	RS FR	San Antonio, TX (Sterling College)
85	Garrett Barton	WR	5-11	185	JR	Diana, TX (Kilgore College)
86	Kevin Dillman	DE	6-4	249	RS FR	Ystad, Sweden (Guyer HS)
87	Kelvin Smith	TE	6-2	252	RS FR	Spring, TX (Dekaney HS)
88	Jason Pirtle	WR	6-2	195	FR	Locust Grove, OK (Locust Grove HS)
89	Willie Robinson	WR	6-0	185	RS JR	Fort Worth TX (Tyler JC)
90	Tillman Johnson	DE	6-1	248	JR	Round Rock, TX (McNeil HS)
91	Kel Straubmueller	DS	5-11	195	RS SO	Argyle, TX (Louisiana-Lafayette)
92	Trey Enterline	DS	6-3	225	SR	Arlington, TX (Martin HS)
92	Terrance Johnson	DL	6-4	257	RS SO	Austin, TX (McNeil HS)
93	Julius Combes	DT	6-1	313	RS FR	Washington, D.C. (DeMatha HS)
93	Blake Patterson	SPEC	6-2	195	FR	Round Rock, TX (Cedar Ridge HS)
94	Sam Aguilera	P/K	6-5	200	FR	Fort Worth, TX (W.E. Boswell HS)
94	JoJo Ozougwu	DE	6-3	205	FR	Alief, TX (Taylor HS)
96	Tim Ursery	SPEC	6-2	238	FR	Great Mills, MD (Great Mills HS)
97	Demonte Hood	DL	6-0	303	SR	Arlington, TX (Kansas State)
99	Andy Flusche	DE	6-3	259	RS JR	Muenster, TX (Muenster HS)



PROFILES

↳ 2016 alphabetical roster

No.	Name	Pos.	Ht.	Wt.	Cl.	Hometown (Previous School)
94	Sam Aguilera	P/K	6-5	200	FR	Fort Worth, TX (W.E. Boswell HS)
74	Chandler Anthony	OL	6-7	280	FR	Tuttle, OK (Tuttle HS)
54	Creighton Barr	OL	6-3	302	SO	Flower Mound, TX (Marcus HS)
85	Garrett Barton	WR	5-11	185	JR	Diana, TX (Kilgore College)
36	Dee Balkman	DB	5-11	200	JR	Bainbridge, GA (Arizona Western College)
43	Zack Bishop	LB	6-2	225	RS JR	Allen, TX (Oklahoma Baptist)
80	Will Boyd	WR	6-3	185	FR	Arlington, TX (Pantego Christian Academy)
9	Nate Brooks	DB	6-0	170	SO	Whitehouse, TX (Whitehouse HS)
8	Rico Bussey, Jr.	WR	6-2	175	FR	Lawton, OK (Eisenhower HS)
31	Kenny Buyers	WR	5-11	185	RS SR	Hurst, TX (L.D. Bell HS)
10	Mitch Cason	QB	6-2	183	FR	Flower Mound, TX (Marcus HS)
15	Caleb Chumley	TE	6-5	240	RS FR	Longview, TX (Pine Tree HS)
93	Julius Combes	DT	6-1	313	RS FR	Washington, D.C. (DeMatha HS)
7	Jareid Combs	DE	6-3	258	SR	Minneapolis, MN (Iowa Central CC)
16	Chad Davis	DB	5-10	181	SR	Richmond, TX (Bush HS)
37	Connor Davis	WR	5-10	193	SR	Grapevine, TX (Texas Lutheran)
86	Kevin Dillman	DE	6-4	249	RS FR	Ystad, Sweden (Guyer HS)
56	Malik Dilonga	DE	6-4	264	SR	Cedar Hill, TX (Trinity Christian School)
27	Kam Duhon	WR	5-11	170	FR	Southlake, TX (Southlake Carroll HS)
20	Spencer Edwards	WR	6-0	180	FR	Rockwall, TX (Rockwall HS)
22	E.J. Ejiya	LB	6-3	220	JR	Blaine, MN (North Dakota State College of Sciences)
34	Bryce English	DT	5-11	332	RS FR	DeSoto, TX (Kansas State)
92	Trey Enterline	DS	6-3	225	SR	Arlington, TX (Martin HS)
14	Cedric Fernandes	DB	5-10	176	RS SO	Arlington, TX (Martin HS)
6	Mason Fine	QB	5-11	170	FR	Locust Grove, OK (Locust Grove HS)
17	Cortney Finney	LB	5-11	220	SR	Bay City, TX (Trinity Valley CC)
99	Andy Flusche	DE	6-3	259	RS JR	Muenster, TX (Muenster HS)
62	Jerod Fritsch	OL	6-5	255	RS SO	Denton, TX (NCTC)
37	Brandon Garner	LB	5-11	225	RS SO	Mansfield, TX (Timberview HS)
57	Shane Gerths	LB	6-1	205	FR	Celina, TX (Celina HS)
3	Terian Goree	WR	6-3	173	RS SO	Carthage, TX (Carthage HS)
21	James Gray	DB	6-0	190	SR	Atlanta, GA (Fort Scott CC)
73	Garrett Gunter	OL	6-4	293	SR	Spring Branch, TX (Trinity Valley CC)
82	Deion Hair-Griffin	WR	5-10	165	FR	Fort Worth, TX (Arlington Heights HS)
50	LaDarius Hamilton	DE	6-3	240	FR	Corrigan, TX (Corrigan-Camden HS)
59	Hayden Harrison	LB	6-2	220	FR	Wolfforth, TX (Frenship HS)
53	T.J. Henson	OL	6-4	315	JR	Plano, TX (Trinity Valley CC)
13	Kway Hill	DB	5-11	195	RS FR	Columbus, GA
97	Demonte Hood	DL	6-0	303	SR	Arlington, TX (Kansas State)
46	Christian Hosley	RB	5-9	175	SO	San Antonio, TX (Howard Payne University)
29	Willy Ivery	RB	5-9	185	JR	Sulphur Springs, TX (Sulphur Springs HS)
13	Quinetin Jackson	WR	6-3	205	JR	Granite City, IL (College of DuPage)
2	Eric Jenkins	DB	5-10	180	JR	New Orleans, LA (LA Valley College)
92	Terrance Johnson	DL	6-4	257	RS SO	Austin, TX (McNeil HS)
90	Tillman Johnson	DE	6-1	248	JR	Round Rock, TX (McNeil HS)
38	Andrew Jones	DB	6-1	173	RS SO	Mesquite, TX (North Mesquite HS)
84	Eric Keena	P	6-2	175	SR	Keller, TX (Sunrise Mountain HS)
59	Trey Keenan	OL	6-5	272	SR	Argyle, TX (Texas Tech)
81	Daniel Khan	WR	5-11	180	RS SO	Sherman Oaks, CA (Notre Dame HS)
32	Michael Lawrence	WR	5-10	165	FR	Sweetwater, TX (Sweetwater HS)
53	William LeMasters	LB	6-2	213	RS FR	Dallas, TX (Parish Episcopal HS)
36	Cannon Maki	FB	5-11	230	RS SO	Mansfield, TX (All Saints Episcopal HS)

PROFILES

↳ 2016 alphabetical roster



No.	Name	Pos.	Ht.	Wt.	Cl.	Hometown (Previous School)
42	Corey Mann	LB	6-0	200	FR	Temple, TX (Temple HS)
23	Kishawn McClain	DB	5-11	201	JR	Rosenberg, TX (Terry HS)
34	Elijah McIntyre	WR	6-0	184	FR	Arlington, TX (Grace Preparatory Academy)
7	Connor Means	RB	6-4	215	RS SO	Deer Park, TX (Deer Park HS)
40	Trever Merrell	RB	5-10	195	FR	Davis, OK (Davis HS)
47	Dakota Michaels	WR	6-1	185	FR	Lucas, TX (Lovejoy HS)
67	Chris Miles	OL	6-4	299	RS SO	Flower Mound, TX (Flower Mound HS)
10	Calvin Minor	LB	6-3	213	JR	Lewisville, TX (Lewisville HS)
39	Jameel Moore	DB	5-10	160	FR	Cedar Hill, TX (Cedar Hill HS)
44	Sid Moore	DT	6-1	261	JR	Van, TX (Van HS)
30	Trevor Moore	K	5-11	194	JR	Edmond, OK (Edmond North HS)
5	Alec Morris	QB	6-3	233	SR	Allen, TX (Alabama)
4	Khairi Muhammad	DB	5-11	170	FR	DeSoto, TX (DeSoto HS)
68	Chett Munden	OL	6-5	305	RS FR	Marshall, TX (Marshall HS)
71	Jordan Murray	OL	6-9	360	SO	Coppell, TX (Coppell HS)
18	Devin O'Hara	QB	6-5	215	JR	Arlington Heights, IL (College of Dupage)
60	Doro Omerhi	OL	6-4	290	FR	Pearland, TX (Pearland HS)
94	JoJo Ozougwu	DE	6-3	205	FR	Alief, TX (Taylor HS)
93	Blake Patterson	SPEC	6-2	195	FR	Round Rock, TX (Cedar Ridge HS)
5	Mylam Peters	LB	6-5	240	JR	Kissimmee, FL (Arizona Western College)
88	Jason Pirtle	WR	6-2	195	FR	Locust Grove, OK (Locust Grove HS)
27	Ashton Preston	DB	5-10	183	SO	Edmond, OK (Santa Fe HS)
58	Wylie Reinhardt	OL	6-4	261	JR	Saginaw, TX (Saginaw HS)
64	Sam Rice	OL	6-4	297	SR	Coppell, TX (SMU)
30	Jarrian Roberts	DE	6-2	252	SR	Clarksville, TX (Clarksville HS)
24	Taylor Robinson	DB	5-11	191	RS FR	Keller, TX (Central HS)
89	Willie Robinson	WR	6-0	185	RS JR	Fort Worth TX (Tyler JC)
2	O'Keeron Rutherford	WR	6-5	190	RS SO	Carthage, TX (Carthage HS)
57	Bernie Santos	OL	6-3	326	FR	Argyle, TX (Guyer HS)
19	John Schilleci	DB	6-0	201	SR	Denton, TX (Guyer HS)
32	Fred Scott	LB	5-11	233	SR	Kennedale, TX (Kennedale HS)
19	Quinn Shanbour	QB	6-0	191	RS JR	Oklahoma City, OK (Heritage Hall HS)
1	Turner Smiley	WR	6-0	189	JR	Frisco, TX (Wakeland HS)
84	Dennis Smith	WR	5-9	170	RS FR	San Antonio, TX (Sterling College)
87	Kelvin Smith	TE	6-2	252	RS FR	Spring, TX (Dekaney HS)
44	Nick Smith	RB	5-10	175	FR	Arlington, TX (Martin HS)
91	Kel Straubmueller	DS	5-11	195	RS SO	Argyle, TX (Louisiana-Lafayette)
15	T.J. Tauaalo	DT	6-2	287	RS SO	Keller, TX (Central HS)
78	Jalen Thomas	OL	6-6	285	JR	Troy, MI (ASA Brooklyn)
11	Thaddeous Thompson	WR	6-2	202	SR	Cibolo, TX (Scottsdale CC)
25	Andrew Tucker	RB	6-0	203	RS JR	Tyler, TX (Chapel Hill HS)
6	Darius Turner	DB	6-1	205	JR	Nashville, TN (Arizona Western College)
45	Nnamdi Umeakuana	DB	6-1	205	JR	Irving, TX (Austin College)
96	Tim Ursery	SPEC	6-2	238	FR	Great Mills, MD (Great Mills HS)
39	Braydon Watson	WR	5-11	175	FR	Waco, TX (Celina HS)
70	R.D. Wegmann	OL	6-3	265	RS FR	Wichita Falls, TX (Rider HS)
18	Joshua Wheeler	DE	6-3	240	JR	Grand Prairie, TX (Tyler JC)
26	Jeffrey Wilson	RB	6-0	195	JR	Elkhart, TX (Elkhart HS)
83	Tyler Wilson	WR	5-11	170	FR	Arlington, TX (Martin HS)
77	Elex Woodworth	OL	6-4	284	RS FR	Mesquite, TX (Horn HS)
4	Anthony Wyche	RB	5-11	195	SO	Philadelphia, PA (LA Valley College)
49	Roderick Young	DT	6-1	287	SO	Spring, TX (Dekaney HS)



PROFILES

↳ player bios



54 Creighton Barr

Offensive Line

So. ▶ 6-3 ▶ 302
Flower Mound, TX ▶ Marcus HS

2015

- Played in 10 games, starting the first two games of his career at center against Middle Tennessee and UTEP

High School

- Rated a three-star player by *Scout.com*.
- Named to *Dave Campbell's Texas Football* top-300 recruits.
- Was ranked as the No. 7 center in Texas and No. 23 center in the nation by *Scout.com*.
- Was a unanimous District 6-6A first-team selection his senior season at Marcus High School in Flower Mound
- Was a team captain
- Was rated a three-star player by *247Sports.com*, and was a District 5-5A honorable-mention selection as a junior



9 Nate Brooks

Defensive Back

So. ▶ 6-0 ▶ 170
Whitehouse, TX ▶ Whitehouse HS

2015

- Played in 10 games for the Mean Green, starting each of the last seven games of the

season, including his first career start against WKU

- Totaled 38 tackles, including 27 solo, with 3.5 tackles for loss, three pass break-ups and three passes defended
- Made his first career start against WKU, and along with fellow true freshman Ashton Preston, they became the first freshman duo to start at cornerback since 2006
- Totaled nine tackles, including 2.5 for loss, and broke up two passes vs. WKU
- Finished with a career-high and team-leading 11 tackles against UTSA

High School

- Was rated a three-star prospect by *ESPN.com*.
- Named to the 2014 ETSN.fm East Texas Football Super Team Second-Team
- Played offense and defense his senior season and was a second-team all-district 16-5A selection at the utility position
- Ran for 289 yards and six touchdowns while throwing for 751 yards and five touchdowns
- On defense Brooks had 41 tackles, three interceptions, six PBs and one defensive touchdown
- On offense for the year Brooks had 1,040 yards of total offense
- Was a team captain
- As a junior, Brooks was a first-team all-district 16-4A selection at safety when he intercepted four passes and had 53 tackles

BROOKS' CAREER STATS

Year	G	ST	AT	TT	TFL	Sacks	FR	FF	Int	PBU
2015	10	27	11	38	3.5	0.0	0	0	0	3
Career	10	27	11	38	3.5	0.0	2	0	0	3



31 Kenny Buyers

Wide Receiver

RS Sr. ▶ 5-11 ▶ 185
Hurst, TX ▶ L.D. Bell HS

2015

- Missed the season due to injury

2014

- Was North Texas' fourth-leading tackler with

55 total tackles, three TFL and two interceptions in 2014

- Was a team captain
- Picked off his first pass of the year and returned it 43 yards to seal NT win over FAU
- Recorded five total tackles and one pass breakup against LA Tech
- Made five total tackles, four solo and one assisted, against SMU, including one tackle for loss
- Led North Texas with seven solo tackles, including one tackle for loss, against Texas

2013

- Named honorable mention all-conference at defensive back
- Started 11 games and was the fifth-leading tackler for North Texas with 78
- Grabbed the game-clinching interception against UNLV in the Heart of Dallas Bowl and had seven tackles
- Had three interceptions and five PBU's
- Had 4.5 tackles for loss and 2.0 sacks to go along with two fumble recoveries
- Recorded his first career interception against Ohio and returned it for 22 yards
- Had a career-high 10 tackles at No. 9 Georgia and again in the win over Rice
- Put up five games of nine or more tackles
- Had a fumble recovery against Ball State and Georgia
- Set a career high with 1.5 tackles for loss in the win at Tulsa

2012


- Played in 11 games in the North Texas secondary and made 15 tackles and one PBU on the year as a walk-on
- Had at least one tackle in eight games in 2012
- Made a season-high six tackles in the win at Florida Atlantic

High School

- Named first team all-district in 2010 and 2011
- Received honorable mention all-state honors in 2011
- Had 120 tackles, six tackles-for-loss, one sack and forced two fumbles in 2011
- Named team defensive MVP in 2011
- Made 111 tackles, three forced fumbles and one interception in 2010
- Caught 12 passes for 185 yards and a touchdown in 2010
- Named team MVP in 2010
- Made 55 tackles, picked off four passes and forced a fumble in 2009, on the way to an honorable mention all-district season as a sophomore
- Lettered three years
- Named a team captain in 2010 and 2011

BUYERS' CAREER STATS

Year	G	ST	AT	TT	TFL	Sacks	FR	FF	Int	PBU
2012	11	10	5	15	0.0	0.0	0	0	0	1
2013	13	55	23	78	4.5	2.0	2	0	3	5
2014	12	37	18	55	3.0	0.0	0	0	2	3
Career	24	102	46	148	7.5	2.0	2	0	5	9



15 Caleb Chumley

Tight End


RS Fr. ▶ 6-5 ▶ 240
Longview, TX ▶ Pine Tree HS

2015

- Redshirted

High School

- Was rated a three-star quarterback by *Rivals.com*
- Missed most of his senior season due to injury, but split time at quarterback and wide receiver
- Was a team captain
- As a junior, he caught seven passes for 109 yards, but in the final three games of the season he threw for 832 yards and seven touchdowns while rushing for 305 yards and five touchdowns



93 Julius Combes

Defensive Tackle

RS Fr. ▶ 6-1 ▶ 313
Washington, D.C. ▶ DeMatha HS

2015

- Redshirted and did not see action



PROFILES

↳ player bios



7 Jared Combs

Defensive End

Sr. ▶ 6-3 ▶ 258
Minneapolis, MN
Iowa Central CC

2015


- Played in all 12 games, starting the first two games of his career at defensive end against Louisiana Tech and Tennessee
- Totaled 21 tackles, including 11 solo, and 2.0 tackles for loss
- Also credited for three quarterback hurries from his defensive end spot

Junior College

- Rated a three-star player by 247Sports.com and the No. 12 defensive end in the nation.
- Was an honorable mention NJCAA All-American in 2014 when he racked up 17 sacks, which was second in the nation
- Had 50 total tackles on the season and four forced fumbles
- Was a team captain
- In two seasons at Iowa Central, Combs had 25 sacks

COMBS' CAREER STATS

Year	G	ST	AT	TT	TFL	Sacks	FR	FF	Int	PBU
2015	12	11	10	21	2.0	0.0	0	0	0	0
Career	12	11	10	21	2.0	0.0	2	0	0	0



16 Chad Davis

Defensive Back

Sr. ▶ 5-10 ▶ 181
Richmond, TX ▶ Bush HS

2015

- Earned Conference USA Special Teams Player of the Week with a game-changing 80-yard return of a blocked PAT for North Texas against UTSA

- His two-point conversion tied the game, instead of having his team go down by three points
- Played in and started 11 games at cornerback, making his first career start in the season opener against SMU
- Totaled 29 tackles, including 19 solo, to go along with 2.5 tackles for loss and 1.0 sack
- Was also one of three players with an interception, picking off a pass against Tennessee
- Led the team with five pass break-ups and six passes defended

2014

- Played in 11 games while recording seven tackles, an interception and two pass breakups

2013

- Saw action in 10 games as a freshman
- Made three total tackles
- Had two tackles in the win over UTEP and one tackle at Georgia

High School

- Had six interceptions and was named to the District 23-5A first-team in 2012
- Rated a three-star recruit by Rivals.com
- Ranked the 106th best player in Texas by ESPN.com after receiving three-stars and a scouting grade of 77
- ESPN ranked Davis as the 51st best cornerback in the nation
- Ranked as one of Houston's top-100 recruits by the Houston Chronicle
- Dave Campbell's Texas Football named Davis one of the top-25 defensive backs in the state
- VYPE Magazine named Davis to the Greater Houston Area Top-100
- Had 42 tackles six interceptions and five passes broken up as a senior.
- As a junior, Davis had 35 tackles and 10 passes broke up and was a unanimous first-team all-district player
- A multi-sport star, Davis was a member of the 4X200 relay team that finished third in the state and had the nation's fourth-fastest time

DAVIS' CAREER STATS

Year	G	ST	AT	TT	TFL	Sacks	FR	FF	Int	PBU
2013	10	2	1	3	0.0	0.0	0	0	0	0
2014	11	5	2	7	0.0	0.0	0	0	1	2
2015	11	19	10	29	2.5	1.0	0	1	1	5
Career	32	26	13	39	2.5	1.0	0	1	2	7




37 Connor Davis

Wide Receiver

Sr. ▶ 5-10 ▶ 193
Grapevine, TX
Texas Lutheran

2015

- Did not see action



56 Malik Dilonga

Defensive End

Sr. ▶ 6-4 ▶ 264
Cedar Hill, TX
Trinity Christian HS

2015

- Played in all 12 games for the Mean Green with six starts at defensive end, including each of the last two games against Middle Tennessee and UTEP
- Was second on the team with 3.0 sacks and fourth on the team with 4.5 tackles for loss
- Finished with 18 total tackles, including nine solo, and was also credited with three quarterback hurries
- Recorded a sack each against Marshall, UTSA and Middle Tennessee, totaling a season-high three tackles and 1.5 tackles for loss at Marshall

2014

- Saw action in 11 games, recording 15 tackles, a pass breakup and three TFL including two sacks
- Recorded four tackles and a sack in win over Nicholls
- Made his presence felt with three tackles, a pass breakup and a sack against LA Tech

2013


- Did not see any action

2012

- Redshirted

High School

- Rated a three-star recruit by ESPN.com
- Was a two-time first-team TAPPS Division II, District 2 selection his junior season and senior season
- As a senior he recorded 3.5 sacks and had 14 tackles
- Had 45 tackles, four passes broken up, and three sacks as a junior
- Rated as the 87th ranked defensive end in Texas



86 Kevin Dillman

Defensive End

RS Fr. ▶ 6-4 ▶ 245
Denton, TX ▶ Guyer HS

2015

- Redshirted and did not see action

High School

- Rated a three-star recruit by ESPN.com, Rivals.com, Scout.com and 247Sports.com.
- Was rated No. 79 in the Dallas Morning News top-100 recruits in Texas.
- Rated by Scout.com the No. 11 quarterback in Texas and the No. 67 prospect overall in Texas.
- Was a team captain

DILONGA'S CAREER STATS

Year	G	ST	AT	TT	TFL	Sacks	FR	FF	Int	PBU
2014	11	7	8	15	3.0	2.0	0	0	0	1
2015	12	9	9	18	4.5	3.0	1	0	0	0
Career	23	16	17	33	7.5	5.0	1	0	0	1



PROFILES

↳ player bios



92 Trey Enterline

Deep Snapper

Sr. ▶ 6-3 ▶ 225
Arlington, TX ▶ Martin HS

2015

- Saw his first career action, as a long snapper, against UTEP



17 Cortney Finney

Linebacker

Sr. ▶ 5-11 ▶ 220
Bay City, TX ▶ Trinity Valley CC

2015

- Played in all 12 games, totaling 42 tackles, including 20 solo, with 1.0 tackles for loss, one

pass break-up, one pass defended and one quarterback hurry

- Also forced a fumble and recovered two
- Recorded his first career tackle for loss and sack against Portland State
- Totaled a career-high six tackles with a pass break-up at Tennessee
- Tied his career high with six tackles and also forced a fumble and returned a fumble recovery 13 yards for a touchdown in the regular-season finale against UTEP

Junior College

- Was named the 2014 Defensive Player of the Year by the National Junior College Athletic Association
- Was a NJCAA First Team All-American and the Southwest Junior College Football Conference Defensive Most Valuable Player
- Led the team with 104 tackles, ranking 12th in the nation as a sophomore
- Recorded a team-high 12 tackles for loss to go along with three sacks on the season
- Proved to be opportunistic as well, with four fumble recoveries, tying for the most in the country.
- During a three-game stretch midway through the season, Finney tallied a fumble recovery in each victory
- His top effort came in the Cardinals' 55-35 win over Kilgore in the SWJCFC semifinals, when he racked up nine tackles, a sack and an interception.
- Made seven tackles and broke up a pass in a 27-24 victory against Coffeyville in the Heart of Texas Bowl

FINNEY'S CAREER STATS

Year	G	ST	AT	TT	TFL	Sacks	FR	FF	Int	PBU
2015	12	20	22	42	1.0	0.0	2	1	0	1
Career	12	20	22	42	1.0	0.0	2	1	0	1



14 Cedric Fernandes

Defensive Back

RS So. ▶ 5-10 ▶ 176
Arlington, TX ▶ Martin HS

2015

- Appeared in just two games, the season opener against SMU and the next game

against Rice, where he suffered a season-ending injury


- Was third on the team in tackles in that game, totaling six tackles with a tackle for loss

2014

- Redshirted and did not see action

FERNANDES' CAREER STATS

Year	G	ST	AT	TT	TFL	Sacks	FR	FF	Int	PBU
2015	2	5	1	6	1.0	0.0	0	0	0	0
Career	2	5	1	6	1.0	0.0	0	0	0	0



99 Andy Flusche

Defensive End

RS Jr. ▶ 6-3 ▶ 259
Muenster, TX ▶ Muenster HS

2015

- Played in 11 games with four starts at defensive end

- Totaled 16 tackles, including six solo, with 2.5 tackles for loss, 1.0 sacks, a pass break-up and a pass defended
- Recorded a career-high five tackles against Rice and career-high 1.5 tackles for loss against Portland State
- Also recorded a sack, the second of his career, at Middle Tennessee

2014


- Saw action in seven games, recording 12 tackles, 2.5 TFL and 1.5 sacks

2013

- Redshirted and did not see action

FLUSCHE'S CAREER STATS

Year	G	ST	AT	TT	TFL	Sacks	FR	FF	Int	PBU
2014	7	4	8	12	2.5	1.5	0	0	0	0
2015	11	6	10	16	2.5	1.0	0	0	0	1
Career	18	10	18	28	5.0	2.5	0	0	0	1



37 Brandon Garner

Linebacker

RS So. ▶ 5-11 ▶ 225
Mansfield, TX ▶ Timberview HS

2015

- Played in 10 games for the Mean Green, starting each of the first five games at line-

backer

- Totaled 18 tackles, including 15 solo, with 4.0 tackles for loss and a sack
- Recorded a career-high five tackles, including 2.0 tackles for loss, at Iowa

2014


- Redshirted and did not see action

High School

- Rated a three-star linebacker by 247Sports.com
- Named to The Dallas Morning News Area top-100
- Named to the DFW top-100 by VYPE Magazine
- Was a first-team all-district selection his senior year after racking up 70 tackles, 15 tackles for loss, 10 sacks, four forced fumbles, two fumble recoveries, one interception and he scored one defensive touchdown
- As a junior Garner was a first-team all-district pick with 80 tackles, 10 tackles for loss, four sacks, two interceptions and one forced fumble

GARNER'S CAREER STATS

Year	G	ST	AT	TT	TFL	Sacks	FR	FF	Int	PBU
2015	10	15	3	18	4.0	1.0	0	0	0	0
Career	10	15	3	18	4.0	1.0	0	0	0	0



3 Terian Goree

Wide Receiver

RS So. ▶ 6-3 ▶ 173
Carthage, TX ▶ Carthage HS

2015

- Played in 11 games for the Mean Green, including eight starts at wide receiver

- Hauled in 15 passes for 118 yards and a touchdown
- Set career highs with four receptions against Middle Tennessee and 29 receiving yards against Western Kentucky, including a 20-yard touchdown catch, the first of his career

2014

- Redshirted

High School

- Rated a three-star recruit by ESPN.com, Scout.com, 247Sports.com and Rivals.com
- Was named to MaxPreps.com All-American team after leading Carthage to a state title
- Was named to the Class 3A AP first-team all-state
- Was named to Dave Campbell's All-Texas High School first-team offense
- Named to the ETSN.fm East Texas Super Team first-team
- Made 89 catches for 1,744 yards with 28 touchdowns, all of which were school records and was a District 20-3A first-team selection
- His 28 touchdowns tied him for the fifth most in a single season in state history
- Led East Texas in receptions, receiving yards and receiving touchdowns in 2013
- Holds the school records in career receptions, single-season receiving yards, career receiving yards, single-season touchdown catches, and career touchdown catches
- In 2012, Goree made 66 catches for 1,261 yards and 16 touchdowns
- Finished his high school career with 160 catches, 3,078 receiving yards and 44 touchdowns


GOREE'S CAREER STATS

Year	G	Rec.	Yards	Avg.	TD	LG
2015	11	15	118	7.9	1	20
Career	11	15	118	7.9	1	20



PROFILES

↳ player bios



21 James Gray

Defensive Back

Sr. ▶ 6-0 ▶ 190
Atlanta, GA ▶ Fort Scott CC

2015

- Started all 12 games at strong safety
- Finished second on the team with 104 total tackles

- Combined with Kishawn McClain to become the first safety duo in school history to each record 100 total tackles
- Also totaled 3.0 tackles for loss, four pass break-ups, four passes defended, two forced fumbles and a fumble recovery
- Led the team in tackles against Iowa, Southern Miss, Portland State and MTSU, while also totaling a career-high 12 tackles against Rice

Junior College

- Rated a three-star recruit by *Rivals.com*.
- Had 60 tackles and four interceptions last season at Fort Scott, and was named an honorable mention JUCO All-American.
- Was a first-team All-Jayhawk Conference pick last season after he broke the Fort Scott record for most interceptions in a career with 11 in two seasons.
- Was a team captain

GRAY'S CAREER STATS

Year	G	ST	AT	TT	TFL	Sacks	FR	FF	Int	PBU
2015	12	71	33	104	3.0	0.0	1	2	0	4
Career	12	71	33	104	3.0	0.0	1	2	0	4



73 Garrett Gunter


Offensive Line

Sr. ▶ 6-4 ▶ 293
Spring Branch, TX
Trinity Valley CC

2015

- Played in three games, seeing his first career

action against Iowa



29 Willy Ivery

Running Back

Jr. ▶ 5-9 ▶ 185
Sulphur Springs, TX
Sulphur Springs HS

2015

- Played in 11 games for the Mean Green, playing some in the backfield and mostly on

special teams

- Was third on the team in rushing, rushing 44 times for 290 yards, a 6.6 yards per carry average
- Also rushed for two touchdowns, one each against Southern Miss and UTSA.
- Rushed six times for a career-high 48 yards against Southern Miss, scoring his first touchdown of the season, the first rushing touchdown of his career and the second total touchdown of his career
- Led the team in rushing against Middle Tennessee, rushing for 59 yards on seven carries, including a 52-yard run, the second-longest run by a North Texas player in 2015

2014

- Played in six games, caught a 14-yard pass for a touchdown and ran the ball six times during the season

High School

- Rated a three-star recruit by *Rivals.com*, *Scout.com* and *247Sports.com*
- Was a dual-threat player who totaled 4,630 yards of offense during his career (2,653 rushing, 1,977 receiving) and 76 touchdowns
- As a senior Ivery rushed for 1,673 yards and 27 touchdowns to go along with 386 yards receiving and five touchdowns
- Named the District 14-4A Offensive MVP his senior season
- Finished the season with 2,059 yards of total offense and 32 touchdowns
- Was named to the Class 4A AP second-team all-state
- As a junior, Ivery was the District 14-4A MVP as he rushed for 914 yards and 22 touchdowns
- Made 54 receptions for 674 yards and six touchdowns along with a return touchdown, giving him a total of 29 TDs in 2012
- Was a first-team all-district player as a junior as a wide receiver
- As a sophomore, Ivery made 46 catches for 917 yards and 13 touchdowns

IVERY'S CAREER STATS

Year	G	Att.	Yards	Avg.	TD	LG	Avg/g.
2014	6	7	-5	-0.7	0	4	-0.8
2015	11	44	290	6.6	2	52	26.4
Career	17	51	285	5.6	2	52	16.8



90 Tillman Johnson

Defensive End

Jr. ▶ 6-1 ▶ 248
Round Rock, TX ▶ McNeil HS

2015

- Played in 10 games, totaling seven tackles, including four solo

2014


- Set a freshman record for most sacks in a single season with 5.0
- Broke the school record for most sacks by a freshman in a game with 3.0 sacks against Nicholls
- Despite playing in only eight games, Johnson was second on the team with five sacks in 2014
- Was third on the team with five solo tackles and led North Texas with three sacks against Nicholls
- Recorded the lone sack of the game for the Mean Green vs. UTEP

High School

- Was a unanimous District 16-5A first-team selection his senior season after compiling 86 tackles, 37 tackles for loss, seven sacks, four forced fumbles and one fumble recovery
- Earned second-team all-district honors his junior season with 64 tackles, 22 tackles for loss, two sacks, two forced fumbles and one fumble recovery
- Was a two-time academic all-district selection his junior and senior season

JOHNSON'S CAREER STATS

Year	G	ST	AT	TT	TFL	Sacks	FR	FF	Int	PBU
2014	8	8	3	11	5.0	5.0	0	0	0	0
2015	10	4	3	7	0.0	0.0	0	0	0	0
Career	18	12	6	18	5.0	5.0	0	0	0	0




38 Andrew Jones

Defensive Back

RS So. ▶ 6-1 ▶ 173
Mesquite, TX
North Mesquite HS

2015

- Did not see action



84 Eric Keena

Punter

Sr. ▶ 6-2 ▶ 175
Keller, TX ▶ Sunrise Mountain HS

2015

- Played in all 12 games, serving as the team's primary punter and kickoff specialist

- Punted 60 times for an average of 44.2 yards, downing 17 punts inside the 20-yard line and boomed 15 punts of 50 yards or more
- On kickoffs, 14 of his 32 kicks were touchbacks
- Punted eight times for an average of 47.4 yards against Iowa, including three punts of 50 or more yards and three punts inside the 20-yard line
- Had a season-long 63-yard punt twice, one against Southern Miss and another against UTEP


- Punted eight times for an average of 49.8 yards against Portland State, including four punts of 50 or more yards and a punt inside the 20-yard line
- Punted three times for an average of 47.7 yards against Middle Tennessee, including two punts of 50 or more yards and landing the other punt inside the 20

2014

- Earned honorable mention C-USA all-conference
- Had the third-highest punting average in a single season in school history at 44.8 yards a kick.
- Took every NT kickoff in 2014 season averaging 62.5 yards per kick
- Punted 43 times for 1,927 yards and booted nine balls for 50+ yards
- Recorded a career long 71-yard punt versus UAB
- Punted three times for an average of 47.7 yards against SMU
- Punted twice for 92 yards in win vs. Nicholls
- Averaged 41.9 yards on seven punts against Texas, with a long of 52

KEENA'S CAREER STATS

Year	G	Punts	Yds	Avg	LG	TB	FC	I20	Blk
2014	12	43	1,927	44.8	71	2	12	4	0
2015	12	60	2,654	44.2	63	3	24	17	1
Career	12	103	4,581	44.5	71	5	36	21	1



59 Trey Keenan

Offensive Line

Sr. ▶ 6-5 ▶ 272
Argyle, Texas ▶ Texas Tech

2015

- Sat out the season due to transfer rules

2014 Texas Tech

- Played in four games, playing primarily on special teams

2013 Texas Tech

- Played in all 13 games, playing primarily on special teams

2012 Texas Tech

- Redshirted and did not see action


High School

- Was a four-star prospect by MaxPreps and a three-star prospect by Rivals, Scout and ESPN.com
- Named to the SUPERPREP All-Southwest Team
- Helped lead his team to the Class 3A Division II State Championship



PROFILES

↳ player bios



81 Daniel Khan

Wide Receiver

RS So. ▶ 5-11 ▶ 180
Sherman Oaks, CA
Notre Dame HS

2015

- Did not see action




53 William LeMasters

Linebacker

RS Fr. ▶ 6-2 ▶ 213
Dallas, TX ▶ Parish Episcopal HS

2015

- Redshirted and did not see action



36 Cannon Maki

Fullback

RS So. ▶ 6-4 ▶ 245
Mansfield, TX ▶
All Saints Episcopal HS

2015


- Played in five games, mostly on special teams

2014

- Redshirted

High School

- Attended All Saints Episcopal in Fort Worth, Texas
- Four-year football letterman
- All-district honoree as a junior and senior



23 Kishawn McClain

Safety

Jr. ▶ 5-11 ▶ 201
Rosenburg, TX ▶ Terry HS

2015

- Earned Conference USA Defensive Player of the Week with a 45-yard fumble return for a

touchdown against UTSA, the team's first defensive touchdown of the season and the first fumble recovery for a touchdown since 2014

- Played in 12 games with 11 starts at free safety
- Led the team with 110 tackles, the second-most tackles by a safety in school history
- Combined with James Gray to become the first safety duo in school history to each record 100 total tackles
- Also recorded 2.5 tackles for loss, an interception, two forced fumbles, a fumble recovery, three pass break-ups and four passes defended
- Led the team in tackles against Rice, Southern Miss, Marshall, UTSA and UTEP, totaling a career-high 16 tackles against Rice.
- Finished with double-digit tackles in five different games, against Rice, Iowa, Marshall, UTSA and UTEP

2014

- Was named to the Conference USA All-Freshmen team
- Saw action in all 12 games, recording 39 tackles, including 0.5 TFL and an interception
- Intercepted a Southern Miss pass and recorded nine tackles in his first collegiate start at North Texas

High School

- Was a two-way player in high school, playing quarterback and safety. McClain will play safety at North Texas
- Was a two-time District 23-4A first-team selection as a quarterback his senior and junior season
- Named to Dave Campbell's Top 300 Recruits as one of the top-12 athletes in Texas
- As a senior McClain rushed for 876 yards and 16 touchdowns while throwing for 536 yards and eight TDs
- In 2012, he rushed for 1,576 yards and 19 touchdowns while throwing for 896 yards and passing for 12 TDs
- On defense McClain had 57 tackles, two sacks and two interceptions

MCCLAIN'S CAREER STATS

Year	G	ST	AT	TT	TFL	Sacks	FR	FF	Int	PBU
2014	12	21	18	39	0.5	0.0	0	0	1	0
2015	12	77	33	110	2.5	0.0	1	2	1	3
Career	24	98	51	149	2.5	0.0	1	2	2	3



7 Connor Means

Running Back

RS So. ▶ 6-4 ▶ 215
Deer Park, TX ▶ Deer Park HS

2015


- Saw his first career action for the Mean Green against MTSU

2014

- Redshirted

High School

- Threw for 10 touchdowns and rushed for 10 more in 2013
- Threw for 1,325 yards while rushing for 592 yards as a senior
- Was named second-team all-district 21-5A his senior year
- Earned academic all-state honorable mention honors from the THSCA his senior season
- As a junior Means was named second-team All-District 21-5A and academic all-state by the THSCA
- Threw for 1,458 yards and 17 touchdowns his junior season



10 Calvin Minor

Linebacker

Jr. ▶ 6-3 ▶ 213
Lewisville, TX ▶ Lewisville HS

2015

- Totaled 23 tackles, including 11 solo, with 2.0 tackles for loss and 1.0 sacks


- Made a start at outside linebacker, the fourth of his career, against Louisiana Tech
- Blocked a punt at Tennessee

2014

- Notched 23 total tackles, including 3.5 TFL and 1.5 sacks in 11 games in 2014
- Recorded three total tackles and a sack at UAB
- Made his first career-start against UTEP and started the final three games of the season

High School

- Was a unanimous selection to the first-team District 5-5A team in 2012
- Rated a two-start recruit by Rivals.com
- As a senior, Minor had 84 tackles, 10 tackles for a loss, two interceptions, two forced fumbles and a sack
- His junior season, Minor racked up 50 tackles and five tackles for a loss
- A multi-sports star, Minor was a member of the 4x400 relay team that advanced to the regional and state meet as a sophomore



67 Chris Miles

Offensive Line

RS So. ▶ 6-4 ▶ 299
Flower Mound, TX
Flower Mound HS

2015

- Played in all 12 games for the Mean Green, starting each of the first 11 games of the season at right tackle, including his first career start in the season opener against SMU

2014

- Redshirted

High School

- Named first-team all-district his senior season
- Was a second-team all-district selection his junior season
- Named one of the top-25 offensive lineman in Texas by Dave Campbell's
- Earned first-team academic all-state honors by the THSCA his senior season
- Was named a second-team All-Denton County offensive lineman by VYPE Magazine his senior season

MINOR'S CAREER STATS

Year	G	ST	AT	TT	TFL	Sacks	FR	FF	Int	PBU
2014	11	12	11	23	3.5	1.5	0	0	0	0
2015	9	11	12	23	2.0	1.0	0	0	0	0
Career	20	23	23	46	5.5	2.5	0	0	0	0



PROFILES

↳ player bios



44 Sid Moore

Defensive Line

Jr. ▶ 6-1 ▶ 261
Van, TX ▶ Van HS

2015

- Played in four games, totaling six tackles, including four solo

2014

- Played in nine games and finished with 11 tackles
- Had 3.5 tackles for loss and 1.5 sacks

2013


- Redshirted

High School

- Rated a three-star player by 247sports.com.
- Moore is rated as the 106th best player in the Texas and the 47th best lineman by 247sports.com.
- Moore is a two-time all-state pick and two-time first-team all-district in 2011 and 2012.
- As a senior Moore had 102 tackles with 34 tackles for a loss, eight sacks and two forced fumbles.
- He was an AP Class 3A Honorable Mention All-State selection.
- Named the District 15-3A Defensive MVP.

MOORE'S CAREER STATS

Year	G	ST	AT	TT	TFL	Sacks	FR	FF	Int	PBU
2014	9	6	5	11	3.5	1.5	0	0	0	0
2015	4	2	4	6	0.0	0.0	0	0	0	0
Career	13	8	9	17	3.5	1.5	0	0	0	0



30 Trevor Moore

Placekicker

Jr. ▶ 5-11 ▶ 194
Edmond, OK ▶ Edmond North HS

2015

- Named to the Lou Groza Award watch list

- Played in all 12 games, serving as the team's primary kicker and also handling some kickoff duties
- Was 9-of-14 on field goals, including 9-of-10 on field goals from inside 40 yards
- His season long was 38 yards against Iowa
- Was also a perfect 21-of-21 on PATs, extending his streak of consecutive PATs to 58 straight kicks, three shy of tying the school record
- Connected on all three field goals, from 38, 38 and 31 yards, at Iowa, the third time in his career that he hit three or more field goals in a game

2014

- Named a freshman All-America by Sports Illustrated
- The Mean Green's leading scorer in his freshman season, going 15-17 on field goal attempts and a perfect 37-37 on PATs
- Set a school record for best field goal percentage (88.2) and tied the school record for most PATs without a miss in a single season
- Named to the C-USA All-Freshman team and earned honorable mention all-C-USA honors
- Went 4-4 in field goal kicks in season finale vs. UTSA
- Booted two field goals in loss to Southern Miss
- Went 5-5 on field goals and accounted for 17 total points against SMU
- Kicked a 37-yard field goal against UTEP
- Kicked an 18-yard field goal vs. FAU
- Named C-USA Special Teams Player of the Week on September 8th
- Named National Placekicker of the Week by the College Football Performance Awards on September 8th

High School

- Was selected to The Oklahoman's All-State football team his senior year in which he connected on 12-of-15 field goals and all 33 of his extra points
- Is rated as the No. 21 kicker in the nation by Kohl's Kicking camp
- Named first-team All-State by the Daily Oklahoman
- Was an all-conference and all-district kicker as a senior
- As a junior, Moore connected on 12-of-14 field goals and was an all-state honorable mention selection by the Tulsa World
- For his career, Moore hit 76 percent of his field goals and 96 percent of his extra points

MOORE'S CAREER STATS

Year	FG	Pct	1-19	20-29	30-39	40-49	50+	LG
2014	15-17	88.2	1-1	6-6	4-5	4-5	0-0	47
2015	9-14	64.3	0-0	5-6	4-4	0-3	0-1	38
Career	24-31	77.4	1-1	11-12	8-9	4-8	0-1	47



68 Chett Munden

Offensive Line

RS Fr. ▶ 6-5 ▶ 305
Marshall, TX ▶ Marshall HS

2015
• Redshirted and did not see action

High School

- Was a two-time first-team all-district pick
- Earned 15-5A first-team all-district honors as a senior and was a first-team All-District 14-4A as junior
- Named to the 2014 *ETSN.fm* East Texas Football Super Team First-Team.
- Was a team captain



27 Ashton Preston

Defensive Back

So. ▶ 5-10 ▶ 183
Edmond, OK ▶ Santa Fe HS

2015
• Played in 10 games for the Mean Green starting the first two games of his career against Western Kentucky and Middle Tennessee


- Totaled eight tackles with a pass break-up and a pass defended
- Made his first career start against Western Kentucky, and along with fellow true freshman Nate Brooks, they became the first freshman duo to start at cornerback since 2006
- Recorded a career-high three tackles with a pass break-up against Western Kentucky

High School

- Rated a three-star recruit by *ESPN.com*, *Scout.com* and *247Sports.com*
- Ranked as the No. 2 cornerback in Oklahoma by *Scout.com*, the No. 14 overall recruit in Oklahoma and the No. 17 cornerback in Oklahoma by *ESPN.com*
- *Scout.com* ranked Preston as the No. 139 cornerback in the nation
- Had 34 tackles, one interception and five PBUs his senior season
- Had 18 tackles and one interception as a junior

PRESTON'S CAREER STATS

Year	G	ST	AT	TT	TFL	Sacks	FR	FF	Int	PBU
2015	10	8	0	8	0.0	0.0	0	0	0	1
Career	10	8	8	8	0.0	0.0	0	0	0	1



71 Jordan Murray

Offensive Line

So. ▶ 6-9 ▶ 360
Coppell, TX ▶ Coppell HS

2015
• Played in six games, making his first career start at right tackle against Rice
• In his start against Rice, North Texas averaged

7.7 yards per play, averaging 8.7 yards per pass attempt and 6.5 yards per rush attempt

High School

- Was a first-team district 7-6A pick his senior season
- Was rated as the No. 124 offensive guard in the nation by *247Sports.com* and a two-star recruit



58 Wylie Reinhardt

Offensive Line

Sr. ▶ 6-4 ▶ 261
Saginaw, TX ▶ Saginaw HS

2015
• Played in nine games, playing mostly on special teams

High School

- Was a two-time first-team all-district pick.
- Earned 15-5A first-team all-district honors as a senior and was a first-team All-District 14-4A as junior.
- Named to the 2014 *ETSN.fm* East Texas Football Super Team First-Team.
- Was a team captain



PROFILES

↳ player bios



64 Sam Rice

Offensive Line

Sr. ▶ 6-4 ▶ 297
Coppell, TX ▶ SMU

2015

- Was one of two offensive linemen, along with Micah Thompson, to start all 12 games, starting every game at left guard

2014

- Sat out after transferring from SMU

SMU

- Played and started in six games, including starting the first five games at left guard in 2013.
- Played in all 13 games and saw most of his time on field goal tries and PATs.

High School

- Was a three-star prospect according to ESPN and Scout prospect
- Notched 31 pancake blocks in 2011
- Was a three-time all-district selection
- Also wrestled in high school



30 Jarrian Roberts

Defensive End

Sr. ▶ 6-2 ▶ 252
Clarksville, TX ▶ Clarksville HS

2015

- Played in all 12 games for the Mean Green, starting each of the first 11 games at defensive end

- Led the team with 6.5 sacks, 10.0 tackles for loss and five quarterback hurries.
- Also finished with 31 tackles, including 15 solo, with a pass break-up, a pass defended and a fumble recovery
- Had a career game against Rice, totaling six tackles, 4.5 tackles for loss and 3.0 sacks
- Recorded his fourth sack of the season against Iowa, the first time in his career that he's recorded sacks in consecutive games, also matching his career sack total entering the season

2014

- Saw action in all 12 games, making 26 total tackles, including 5.5 TFL, two sacks and fumble recovery in 2014
- Notched three tackles, including one sack, against LA Tech
- Returned a fumble for a 31-yard touchdown against SMU
- Recorded two tackles for loss, including one sack, against Texas

2013

- Played in 11 games
- Returned a blocked punt for a touchdown in the win at Tulsa
- Against Idaho, Roberts had a career-high three tackles, 2.0 sacks and 2.0 tackles for loss
- Had a 0.5 tackles for loss in the win against UTEP and one tackle

2012

- Redshirted

High School

- Was named the All-Red River Valley Football Defensive MVP by the Paris News as he averaged 13 tackles a game
- Was named to the Class 1A All State team as an honorable mention selection
- Piled up 118 tackles on the year, eight tackles for a loss, and six sacks as he was named the District 6-1A Defensive MVP
- A multi-sport star, Roberts was named to the all-state basketball team as a junior by the TABC (Texas Association of Basketball Coaches)

ROBERTS' CAREER STATS

Year	G	ST	AT	TT	TFL	Sacks	FR	FF	Int	PBU
2013	11	3	1	4	2.5	2.0	0	0	0	0
2014	12	11	15	26	5.5	2.0	1	0	0	0
2015	12	15	16	31	10.0	6.5	1	0	0	1
Career	35	29	32	61	18.0	10.5	2	0	0	1



24 Taylor Robinson


Defensive Back

RS Fr. ▶ 5-11 ▶ 191
Keller, TX ▶ Central HS

2015
• Redshirted and did not see action

High School

- Was ranked as a three-star recruit by *ESPN.com*.
- Was a unanimous first-team District 5-6A selection as a senior with 73 tackles, four interceptions, two forced fumbles and one fumble recovery.
- Was a team captain.
- Was a first-team academic all-state selection his senior season.
- Was a first-team all-district 4-5A selection as a junior when he intercepted nine passes.
- Played wide receiver and caught 27 passes for 352 yards and three touchdowns
- Was a three-time all-district selection throughout his high school career




89 Willie Robinson

Wide Receiver

Sr. ▶ 6-0 ▶ 185
Fort Worth, TX ▶ Tyler JC

2015
• Saw his first career action against Iowa



2 O'Keeron Rutherford

Wide Receiver

RS So. ▶ 6-5 ▶ 190
Carthage, TX ▶ Carthage HS

2015:
• Played in eight games, hauling in three passes for 17 yards
• Hauled in first career pass at Southern Miss


2014
• Redshirted

High School

- Rutherford had 64 catches for 1,048 yards and 16 touchdowns as a senior
- Was a District 20-3A first-team selection his senior season as he helped lead his team to the state championship
- Named to the ETSN.fm East Texas Super Team second team
- Rutherford made 43 receptions for 599 yards and eight touchdowns as a junior

RUTHERFORD'S CAREER STATS

Year	G	Rec.	Yards	Avg.	TD	LG
2015	8	3	17	5.7	0	9
Career	8	3	17	5.7	0	9



19 John Schilleci

Defensive Back

Sr. ▶ 6-0 ▶ 201
Denton, TX ▶ Guyer HS

2015
• Played in 11 games, playing some in the defensive backfield and mostly on special teams
• Totaled nine tackles, eight solo, with two

tackles for loss.

- Recorded three tackles, including one on special teams for a 19-yard loss, and also recovered a muffed punt in the season opener at SMU

2014

- Played in seven games, recording eight total tackles in 2014
- Made his first career start week seven vs. UAB

2013

- Was a key contributor on special teams, playing in all 13 games High School
- Was a first-team all-district selection his senior season as he helped lead Guyer to the school's first ever state championship
- VYPE Magazine named him first-team all-district his senior season
- Had 111 tackles in 2012, five tackles for a loss, eight passes broken up, one forced fumble and one safety
- As a junior, Schilleci had 42 tackles and five tackles for a loss and was named to the District 7-5A first-team
- Had nine PBU's and one interception in 2011

SCHILLECI'S CAREER STATS

Year	G	ST	AT	TT	TFL	Sacks	FR	FF	Int	PBU
2014	7	6	2	8	0.0	0.0	0	0	0	0
2015	11	8	1	9	2.0	0.0	1	0	0	0
Career	18	14	3	17	2.0	0.0	1	0	0	0



PROFILES

↳ player bios



32 Fred Scott

Linebacker

Sr. ▶ 5-11 ▶ 233
Kennedale, TX ▶ Kennedale HS

2015

- Started all 12 games at linebacker, extending his team-leading streak of consecutive games started to 23 games entering his senior season

- Was fourth on the team with 68 total tackles, including 38 solo, and was third on the team with 5.5 tackles for loss

- Had a career game against Rice, totaling a career-high nine total tackles, including 2.0 tackles for loss and his first career sack

- Also led the team with nine tackles, to go along with 1.0 tackles for loss and a forced fumble at Louisiana Tech

2014

- Started all 12 games at middle linebacker

- Was the first sophomore to start all 12 games at the middle linebacker spot at NT in over a decade

- Finished with a career-high 54 tackles, which was sixth on the team

- Had 2.5 tackles for loss and one PBU

- Was second on the team with seven total tackles against La Tech

2013

- Played in six games and had 11 tackles

- Had a season-high five tackles and one tackle for loss at Southern Miss

- Recovered a fumble in the win over MTSU

- Notched three tackles at Tulsa and in the season opener against Idaho

High School

- Was a District 6-3A first-team selection in 2012

- Had 86 tackles his senior season to go along with nine tackles for a loss and three forced fumbles


- Was an academic All-State selection in 2012

- In 2011, Scott was an honorable mention all-district selection while playing linebacker but also saw time at running back

- Ran for 577 yards and eight touchdowns. On defense he racked up 85 tackles, seven tackles for a loss, two sacks and two interceptions

SCOTT'S CAREER STATS

Year	G	ST	AT	TT	TFL	Sacks	FR	FF	Int	PBU
2013	6	5	6	11	1.0	0.0	1	0	0	0
2014	12	27	27	54	2.5	0.0	0	0	0	1
2015	12	38	30	68	5.5	1.0	2	1	0	1
Career	30	70	63	133	9.0	1.0	3	1	0	2




19 Quinn Shanbour

Quarterback

RS Jr. ▶ 6-0 ▶ 191
Oklahoma City, OK
Heritage Hall HS

2015

- Did not see action



1 Turner Smiley

Wide Receiver

Jr. ▶ 6-0 ▶ 189
Frisco, TX ▶ Wakeland HS

2015

- Played in 11 games with nine starts at wide receiver

- Was third on the team in receiving, hauling

- in 25 passes for 255 yards and a touchdown

- Hauled in a career-high five passes for 45 yards, including a five-yard touchdown catch, against Louisiana Tech

- Also caught three passes for a season-high 56 yards, including a season-long 39-yard reception, against Southern Miss

2014

- Played in all 12 games, brought in 14 catches for 195 yards and a touchdown

- Caught four passes for 77 yards versus UAB

- Recorded his first career touchdown catch on a 44-yard reception versus UAB

High School

- Had 60 receptions for 862 yards and 12 touchdowns last season

- Had 13 total touchdowns for the year and averaged 14.4 yards a catch

- Named 9-4A first-team all-district in 2012

- On the defensive side of the ball Smiley had 23 tackles and two interceptions

- As a junior Smiley made 40 receptions for 663 yards with six touchdowns and was a first-team all-district

- Had 26 tackles and four interceptions in 2011

SMILEY'S CAREER RECEIVING STATS

Year	G	Rec.	Yards	Avg.	TD	LG
2014	12	14	195	13.9	1	44
2015	11	25	255	10.2	1	39
Career	23	39	450	11.5	2	44



87 Kelvin Smith

Tight End

RS Fr. ▶ 6-2 ▶ 252
Spring, TX ▶ Dekaney HS

2015

- Redshirted and did not see action

High School

- Used primarily as a blocking tight end, Smith had two catches his senior season.
- Blocked for a 1,700 yard rusher his junior season.
- *247Sports.com* ranked Smith as the No. 91 tight end in the nation.
- Rated a top-100 player by the *Houston Chronicle* and *VYPE Magazine*.
- Was a team captain



11 Thaddeous Thompson

Wide Receiver

Sr. ▶ 6-2 ▶ 202
Cibolo, TX ▶ Scottsdale CC

2015

- Played in all 12 games, making seven starts at wide receiver, including his first career start against Rice


- Hauled in seven passes for 64 yards on the season, including a three-reception, 42-yard game against Louisiana Tech, highlighted by a season-long 30-yard catch
- Also played on special teams, recording two tackles

Junior College

- Had 42 catches for 642 yards and seven touchdowns in nine games at Scottsdale CC
- Had four catches in eight of the nine games in which he played and had a season-high 124 yards and two touchdowns against Pima CC

THOMPSON'S CAREER RECEIVING STATS

Year	G	Rec.	Yards	Avg.	TD	LG
2015	12	7	64	9.1	0	30
Career	12	7	64	9.1	0	30



15 T.J. Tauaalo

Defensive Tackle

RS So. ▶ 6-2 ▶ 287
Keller, TX ▶ Central HS

2015

- Played in all 12 games, totaling 27 tackles, including 13 solo, with 2.0 tackles for loss, 0.5

sacks and a fumble recovery

- Had a career game at Marshall, recording five tackles, 0.5 tackles for loss and a 0.5 sack, the first of his career
- Also tallied one tackle for loss in the regular-season finale against UTEP

2014

- Redshirted and did not see action

High School

- Was a Class 5A all-state honorable mention selection his senior season
- Named District 4-5A first-team as he racked up 94 tackles, 10 tackles for loss, three sacks and four forced fumbles
- Had 58 tackles, eight tackles for loss and four sacks as a junior
- Caused three fumbles and recovered one
- Named District 4-5A second team his junior season


TAUAALO'S CAREER STATS

Year	G	ST	AT	TT	TFL	Sacks	FR	FF	Int	PBU
2015	12	13	14	27	2.0	0.5	1	0	0	0
Career	12	13	14	27	2.0	0.5	1	0	0	0



PROFILES

↳ player bios



25 Andrew Tucker

Running Back

RS Jr. ▶ 6-0 ▶ 203
Tyler, TX ▶ Chapel Hill HS

2015

- Played in 11 games, earning the start at running back in the season opener against SMU

- Rushed for 75 yards on 15 carries and also totaled six tackles playing on special teams
- Led the team in rushing against SMU, rushing 10 times for 50 yards

2014

- Played in six games, caught a 14-yard pass for a touchdown and ran the ball six times during the season

High School

- Rated a three-star recruit by Rivals.com, Scout.com and 247Sports.com
- Was a dual-threat player who totaled 4,630 yards of offense during his career (2,653 rushing, 1,977 receiving) and 76 touchdowns
- As a senior Ivery rushed for 1,673 yards and 27 touchdowns to go along with 386 yards receiving and five touchdowns
- Named the District 14-4A Offensive MVP his senior season
- Finished the season with 2,059 yards of total offense and 32 touchdowns
- Was named to the Class 4A AP second-team all-state
- As a junior, Ivery was the District 14-4A MVP as he rushed for 914 yards and 22 touchdowns
- Made 54 receptions for 674 yards and six touchdowns along with a return touchdown, giving him a total of 29 TDs in 2012
- Was a first-team all-district player as a junior as a wide receiver
- As a sophomore, Ivery made 46 catches for 917 yards and 13 touchdowns

TUCKER'S CAREER STATS

Year	G	Att.	Yards	Avg.	TD	LG	Avg/g.
2014	11	8	44	5.5	0	20	4.0
2015	11	15	75	5.0	0	18	6.8
Career	22	23	119	5.2	0	20	5.4



70 R.D. Wegmann

Offensive Line

RS Fr. ▶ 6-3 ▶ 265
Wichita Falls, TX ▶ Rider HS

2015

- Redshirted and did not see action

High School

- Was named to the *Wichita Falls Times Record News'* Red River 22 on defense.
- Named to *Dave Campbell's Texas Football* top-300 recruits and a top-25 defensive lineman
- Was a team captain his senior season
- Recorded 39 tackles, five tackles for loss and one sack and was a first-team all-district player as a senior
- Was a first-team all-district selection as a junior



26 Jeffrey Wilson

Running Back

Jr. ▶ 6-0 ▶ 195
Elkhart, TX ▶ Elkart HS

2015

- Played in each of the last 10 games for the Mean Green after missing the first two games

due to injury, starting seven games at running back

- Led the team in rushing, rushing 155 times for 830 yards, topping 1,000 yards rushing for his career
- Had three 100-yard rushing games, giving him four for his career, including a career-high 138 yards on 17 carries against Marshall
- Also rushed for 136 yards on 22 carries against Southern Miss and 127 yards on 22 carries against UTSA
- Along with quarterback DaMarcus Smith, made history, becoming the first quarterback and running back combination in school history to rush for 100 or more yards in the same game against UTSA
- Rushed for a six-yard touchdown against UTSA, his lone touchdown score of the season.
- Was also the team's leader in all-purpose yards, accounting for 1,180 all-purpose yards, which includes 12 receptions for 71 yards and 279 kickoff return yards on 12 kickoff returns

2014


- The season's third leading rusher for the Mean Green with 224 yards on 50 attempts and one touchdown
- Also caught five passes for 41 yards and a touchdown in 2014
- Rushed for a career high and led the team with 19 carries for 105 yards in season finale vs. UTSA
- Scored two touchdowns vs. UTEP, one on a two-yard run, the other on a 29-yard catch.
- Was North Texas' second-leading rusher against SMU, rushing 14 times for 57 yards

High School

- Was named an AP Class 2A first-team all-state selection as a senior after rushing for 2,749 yards and 36 touchdowns
- Averaged 8.9 yards a carry in 2013 as he was named the District 11-2A MVP
- Named to the ETSN.fm East Texas Super Team first-team
- As a junior Wilson rushed for 2,329 yards and 26 touchdowns and averaged 8.4 yards a carry.
- Named an AP Class 2A second-team all-state selection as a junior
- In two seasons, Wilson rushed for more than 5,000 yards, finishing with 5,078 yards and 59 touchdowns.

WILSON'S CAREER STATS

Year	G	Att.	Yards	Avg.	TD	LG	Avg/g.
2014	9	50	224	4.5	1	20	24.9
2015	10	155	830	5.4	1	38	83.0
Career	19	205	1054	5.1	2	38	55.5



77 Elex Woodworth

Offensive Line

RS Fr. ▶ 6-4 ▶ 284
Mesquite, TX ▶ Horn HS

2015

- Redshirted

High School

- Was a unanimous first-team All-District 10-6A selection as a senior.
- Rated No. 163 among offensive guards in the nation by *247Sports.com*
- Was a team captain
- Starting right tackle for an offense that averaged 41 points and over 500 yards per game in 2014
- As a junior was named District 12-5A honorable mention



49 Roderick Young

Defensive Tackle

So. ▶ 6-1 ▶ 287
Spring, TX ▶ Dekaney HS

2015

- Played in 11 games for the Mean Green, starting the first two games of his career against Southern Miss and Tennessee

- Totaled 18 tackles, including 11 solo, with 2.0 tackles for loss, 1.0 sacks, two quarterback hurries and a fumble recovery
- Recorded the first tackle for loss and sack of his career at SMU
- Also recorded a career-high four tackles with a tackle for loss and two quarterback hurries at Marshall

High School

- Rated as one of the top-100 Houston-area recruits by the *Houston Chronicle*.
- Was named first team all-district as a senior with 32 tackles, five tackles for loss and three sacks.
- Was a team captain
- Finished with 21 tackles and three tackles for a loss as a junior

YOUNG'S CAREER STATS

Year	G	ST	AT	TT	TFL	Sacks	FR	FF	Int	PBU
2015	11	11	7	18	2.0	1.0	1	0	0	0
Career	11	11	7	18	2.0	1.0	1	0	0	0



PROFILES

↳ newcomers



94 Sam Aguilera

Punter/Kicker

Fr. ▶ 6-5 ▶ 200
Fort Worth, TX ▶ W.E. Boswell HS

High School

- Had 51 career punts at Boswell High School
- Longest career punt was 71 yards

- Earned District 5-5A honors as a senior



36 Dee Baulkman

Defensive Back

Jr. ▶ 5-11 ▶ 200
Bainbridge, GA ▶ Arizona Western

Junior College

- Two star Rivals, 247 and 247 composite recruits

- As a sophomore at Arizona Western, totaled 56 tackles, intercepted a pass and recovered a fumble
- Helped lead Arizona Western to a 7-4 record and a win in the El Toro Bowl



74 Chandler Anthony

Offensive Line

Fr. ▶ 6-7 ▶ 280
Tuttle, OK ▶ Tuttle HS

High School

- Was a two-star *Rivals*, 247 and 247 composite recruit

- Was a 192nd-ranked offensive tackle according to the 247 rankings
- Was the 199th-ranked offensive tackle according to the 247 composite rankings
- 33rd-ranked player in the state of Oklahoma according to 247 and 247 composite rankings
- Was a second-team all-state selection and Little All-City section on the *Daily Oklahoma's* teams
- Selected to the Oklahoma Coaches Association's All-State game
- As a senior, helped lead Tuttle to a 10-0 undefeated regular season and the Oklahoma Class 4A playoffs



43 Zack Bishop

Linebacker

RS Jr. ▶ 6-2 ▶ 225
Allen, TX ▶ Oklahoma Baptist


Junior College

- Was a 2015 Honorable Mention All-Great American Conference

- Was a 2014 Oklahoman state college football player of the week

High School

- Was a 2014 THSCA North Texas All-Star Champion
- Was a 2012 and 2013 6A Texas State Champion



85 Garrett Barton

Wide Receiver

Jr. ▶ 5-11 ▶ 185
Diana, TX ▶ Kilgore College


Junior College

- Had 45 catches for 469 yards and two touchdowns in 2015 at Kilgore

- Had 10 rushes for 93 yards in 2015 at Kilgore
- Had a 51 yard rush against Arkansas Baptist College on the opening play

High School

- As a senior, amassed 1432 rushing yards and 19 rushing touchdowns at New Diana HS.
- Also had 384 receiving yards and five touchdown catches.
- Defensively as a senior he posted 36 tackles, recorded an interception, three forced fumbles and a fumble recovery.



80 Will Boyd


Wide Receiver

Fr. ▶ 6-3 ▶ 185
Arlington, TX ▶ Pantego Christian

High School

- Had 18 carries for 266 yards as a senior
- Also had 10 receptions for 153 yards during

his senior campaign



8 Rico Bussey, Jr.

Wide Receiver


Fr. ▶ 6-2 ▶ 175
Lawton, OK ▶ Eisenhower HS

High School

- Was a three-star 247 recruit
- Was a two-star *Rivals*, *Scout* and 247 *composite* recruit

Composite recruit

- Was the 12th-ranked recruit in the state of Oklahoma according to the 247 *rankings*
- Was the 29th-ranked recruit in the state of Oklahoma according to the 247 *composite rankings*
- Was the 159th-ranked wide receiver in the nation according to the 247 *rankings*
- Was the 301st-ranked wide receiver in the nation according to the 247 *composite rankings*
- Was a member of *The Daily Oklahoman Super 30*
- Accounted for 2,059 all-purpose yards as a senior and 1,805 all-purpose yards as a junior
- Caught 74 passes for 833 yards and 13 touchdowns as a senior
- Rushed 62 times for 508 yards and three touchdowns as a senior
- Hauled in 66 passes for 1,233 yards and 15 touchdowns as a junior




10 Mitch Cason

Quarterback

Fr. ▶ 6-2 ▶ 183
Flower Mound, TX ▶ Marcus HS

High School

- Was a first-team all-district honoree as a senior
- Threw for over 2200 yards and 18 touchdowns



27 Kam Duhon

Wide Receiver

Fr. ▶ 5-11 ▶ 170
Southlake, TX ▶ Southlake Carroll HS

High School

- Had 23 receptions for 369 yards and four touchdowns as a high school senior
- Father, Shawn Duhon, is a principal at Carroll

Senior High School where Kam attended

- Older brother, Keaton Duhon, is a sophomore receiver at TCU



20 Spencer Edwards

Wide Receiver

Fr. ▶ 6-0 ▶ 180
Rockwall, TX ▶ Rockwall HS


Professional Baseball

- Was originally a second round draft choice of the Tampa Bay Rays (88th overall) in 2012

- Spent three seasons playing professionally, reaching A level ball with the Bowling Green Hot Rods

High School

- Attended Rockwall High School where he was a two-sport star in both football and baseball




22 E.J. Ejiya

Linebacker

Jr. ▶ 6-3 ▶ 220
Blain, MN ▶ North Dakota State College of Sciences

Junior College

- Was an NJCAA All-America honorable mention
- Totaled a team-high 62 tackles and four sacks
- Helped lead North Dakota SCS to an 8-3 record, a division championship and an appearance in the Minnesota College Athletic Conference state championships
- Was a second-team all-state selection and first team all-Metro selection at Spring Lake Park High School in Minneapolis



34 Bryce English

Defensive Tackle

RS Fr. ▶ 5-11 ▶ 332
DeSoto, TX ▶ Kansas State

Kansas State 2015

- Redshirted and did not see action


High School

- Was rated as the 30th best defensive tackle in the nation by *Rivals.com*, 35th by *ESPN* and 40th by *Scout.com*.
- His senior season, English had 56 tackles, 14 tackles for loss, six sacks and three forced fumbles
- Was named the 2014 District 8-6A co-Defensive Player of the Year
- Earned honorable mention all-state honors from the Texas Associated Press Sports Editors and all-area honors from the Dallas Morning News
- His father, Lee, played at North Texas from 1978-81 and was a four-year letterman as a running back, rushing for 1,028 yards and five touchdowns



PROFILES

↳ newcomers



6 Mason Fine


Quarterback

Fr. ▶ 5-11 ▶ 170
Locust Grove, OK ▶ Locust Grove HS

High School

- Was a two-star *Rivals*, 247 and 247 composite recruit

- Was the 27th-ranked recruit in the state of Oklahoma according to the 247 rankings
- Was the 34th-ranked recruit in the state of Oklahoma according to the 247 composite rankings
- Was the 91st-ranked pro-style quarterback in the nation according to the 247 rankings
- Was the 119th-ranked pro-style quarterback in the nation according to the 247 composite rankings
- Was a MaxPreps Small Schools All-American Team selection
- Was the first and only two-time Oklahoma Gatorade Player of the Year
- Set Oklahoma high school career records for passing yards (13,081) and touchdown passes (166)
- His 13,081 yards ranks eight nationally in high school football history and 166 touchdowns is tied for fifth nationally in high school football history
- Helped lead Locust Grove to a 42-8 record, including a 37-3 record in his final three years
- As a senior, completed 251-of-284 passes for 4,227 yards with 53 touchdowns, leading Locust Grove to the Class 3A state quarterfinals
- Completed 329-of-485 passes for 5,006 yards with 71 touchdowns, leading Locust Grove to the state semifinals during his junior season



82 Deion Hair-Griffin

Wide Receiver

Fr. ▶ 5-10 ▶ 165
Alief, TX ▶ Taylor HS

High School

- Was a two-star *Rivals*, Scout, 247 and 247 composite recruit

- Was the 165th-ranked athlete in the nation according to the 247 rankings
- Was the 180th-ranked athlete in the nation according to the 247 composite rankings
- Was the District 7-5A MVP as a senior and junior
- As a junior, helped lead Arlington Heights to the area round of the Texas 5A Division I UIL State Football Championships
- Led Arlington Heights back to the Texas 5A Division I state playoffs as a senior
- As a dual-threat quarterback, completed 107-of-177 passes for 1,895 yards with 25 touchdowns. Also rushed 111 times for 1361 yards and another 23 touchdowns during his senior season



62 Jerod Fritsch

Offensive Line

RS So. ▶ 6-5 ▶ 255
Denton, TX ▶ NCTC

Junior College

- Attended NCTC
- Went to Northwestern State out of Guyer HS



57 Shane Gerths

Linebacker


Fr. ▶ 6-1 ▶ 205
Celina, TX ▶ Celina HS

High School

- Was high-school teammates with Braydon Watson
- Reached the Class 4A Division II title game

his senior season

- Posted 136 tackles, 25 tackles for loss, six sacks, five forced fumbles, three fumble recoveries, two interceptions (including a game-clinching pick-six in a state semifinals game against Gilmer), scored three defensive touchdowns and recorded two blocked kicks



50 LaDarius Hamilton

Linebacker

Fr. ▶ 6-3 ▶ 240
Corrigan, TX ▶ Corrigan-Camden HS

High School

- Was a three-star 247 and 247 composite recruits, two-star *Rivals* and Scout recruit

- Was the 46th-ranked strongside defensive end according to the 247 rankings
- Was the 88th-ranked strongside defensive end according to the 247 composite rankings
- Was the 144th-ranked recruit in the state of Texas according to the 247 rankings
- Was the 219th-ranked recruit in the state of Texas according to the 247 composite rankings
- Was a first-team all-district selection as both a junior and senior
- Totaled 83 tackles with three forced fumble and two fumble recoveries as a senior
- As a senior, helped lead Corrigan-Camden to an 8-5 record and the regional round of the Texas 3A Division II UIL State Football Championships
- As a junior, helped lead Corrigan-Camden to a 10-2 record and the area round of the Texas 3A Division II UIL State Football Championships
- Was named the District 12-2A-DII defensive newcomer of the year as a sophomore



59 Hayden Harrison

Linebacker

Fr. ▶ 6-2 ▶ 220
Wolfforth, TX ▶ Frenship HS

High School

- Posted 123 tackles, five sacks, nine tackles for loss, two fumble recoveries and an interception as a senior



53 T.J.
Henson

Offensive Line

Jr. ▶ 6-4 ▶ 315
Plano, TX ▶ Trinity Valley CC

Junior College

- Was a two-time second-team District 10-5A selection at Plano East high school his senior and junior year



13 Quinetin
Jackson

Wide Receiver

Jr. ▶ 6-3 ▶ 205
Granite City, IL ▶ College of DuPage

Junior College

- Was teammates at DuPage with QB Devin O'Hara
- Caught 29 passes for 591 yards and 7 touch-

downs last season



13 Kway
Hill

Defensive Back

RS Fr. ▶ 5-11 ▶ 195
Columbus, GA ▶ LA Valley

Junior College

- Was LA Valley teammates with RB Anthony Wyche
- Served in the Air Force following high school



2 Eric
Jenkins

Defensive Back

Jr. ▶ 5-10 ▶ 180
New Orleans, LA ▶ LA Valley

Junior College

- No. 9 ranked JC CB by 247Sports
- Had 27 tackles, 4.5 tackles for a loss and six interceptions as a sophomore
- Had 27 tackles, five tackles for a loss, seven pass break-ups and three interceptions as a freshman
- Had 27 tackles, 4.5 tackles for a loss and six interceptions as a JC sophomore
- Helped lead LA Valley to an 9-2 record and win the 2015 Golden State Bowl



97 Demonte
Hood


Defensive Tackle

Sr. ▶ 6-0 ▶ 303
Arlington, TX ▶ Kansas State

Kansas State

- Played in 25 games at KSU
- Had 60 tackles, including seven for loss and two sacks, during his high school senior season

when he earned first team all-district honors. Also produced 87 tackles and 3.5 sacks as a junior.



92 Terrance
Johnson

Defensive Line

RS So. ▶ 6-4 ▶ 257
Austin, TX ▶ McNeil HS

2014

- Redshirted as a freshman at North Texas, though wasn't on the 2015 team
- Twin brother of Tillman Johnson




46 Christian
Hosley

Running Back

So. ▶ 5-9 ▶ 175
San Antonio, TX ▶ Howard Payne

Junior College

- Made nine appearances in 2015 for Howard Payne



32 Michael
Lawrence

Wide Receiver

Fr. ▶ 5-10 ▶ 165
Sweetwater, TX ▶ Sweetwater HS

High School


- Caught 73 passes for 1,154 yards and 18 touchdowns as a senior
- Helped lead Sweetwater to a 12-1 record and

the regional round of the Texas 4A Division II UIL State Football Championships



PROFILES

↳ newcomers



42 Corey Mann

Linebacker

Fr. ▶ 6-0 ▶ 195
Decatur, TX ▶ Temple HS

High School

- Was an 5A All-State honorable mention
- Waco Tribune named him the No. 16 recruit in Central Texas

- Was an All-District 17-5A selection at LB
- Ran a 4.7 40 in high school



47 Dakota Michaels

Wide Receiver


Fr. ▶ 6-1 ▶ 185
Lucas, TX ▶ Lovejoy HS

High School

- As a senior caught 51 passes for 654 yards and 8 touchdowns
- As a sophomore in high school took over at

quarterback for the injured starter.

- Completed 107 passes for 1,828 yards and threw for 13 touchdowns



34 Elijah McIntyre

Wide Receiver

Fr. ▶ 6-0 ▶ 184
Arlington, TX ▶ Grace Prep

High School

- Helped Grace Prep to a 7-5 record and a playoff appearance as a senior
- Scored five touchdowns as a senior



39 Jameel Moore

Defensive Back

Fr. ▶ 5-10 ▶ 160
Cedar Hill, TX ▶ Cedar Hill HS

High School

- Was a two-star Rivals, Scout, 247 and 247 composite recruit
- Was the 256th-ranked cornerback in the nation according to the 247 composite rankings

tion according to the 247 composite rankings

- Was a second team All-District 8-6A selection as a senior
- As a senior, helped lead Cedar Hill to a 9-2 record and a bi-district round of the Texas 5A Division I UIL State Football Championship
- Was a part of a Texas 6A Division II UIL State Championship team



40 Trever Merrell

Running Back

Fr. ▶ 5-10 ▶ 195
Davis, OK ▶ Davis HS

High School

- Lettered in baseball, basketball and football at Davis High School
- Had 41 total tackles as a junior

- As a high school junior helped Davis win second consecutive 2A state football championship with a pick-six with less than 2 minutes remaining



5 Alec Morris

Quarterback

Sr. ▶ 6-3 ▶ 233
Allen, TX ▶ Alabama


Alabama

- Spent four seasons at Alabama and was with the Crimson Tide during their national championship seasons in 2012 and 2015

- Served as the Alabama No. 3 quarterback in 2014 and 2015 and saw action in three games in 2015 and four games in 2014

High School

- At Allen, Rivals.com rated him 30th among pro-style quarterbacks and Scout.com rated Morris as the 37th best quarterback.
- Averaged 270.7 passing yards a game in 2011 with 35 touchdown passes, and threw for 2,534 yards and 22 touchdowns as a junior in 2010



4 Khairi Muhammad


Defensive Back

Fr. ▶ 5-11 ▶ 170
DeSoto, TX ▶ DeSoto HS

High School

- Was a two-star Scout, 247 and 247 composite recruit

- Was the 199th-ranked athlete in the nation according to the 247 composite rankings
- Was the 362nd-ranked athlete in the nation according to the 247 rankings
- Was the 426th-ranked athlete in the state of Texas according to the 247 composite rankings
- Was the 443rd-ranked athlete in the state of Texas according to the 247 rankings
- Was an Honorable mention All-District 8-6A selection playing wide receiver as a senior
- Hauled in 21 passes for 269 yards and two touchdowns as a senior
- Totaled 26 tackles and broke up four passes playing cornerback as a senior
- His cousin is fellow North Texas signee Bryce English, another DeSoto High School product



18 Devin O'Hara

Quarterback

Jr. ▶ 6-5 ▶ 211
Arlington Heights, IL ▶ College of Dupage

Junior College

- At DuPage threw for 1,786 yards and 21 touchdowns in 9 games last season
- Completed 112 of his 168 (66.7 percent)

- passes last season
- Threw for 198 yds/game



60 Doro Omerhi

Offensive Line

Fr. ▶ 6-4 ▶ 290
Pearlanc, TX ▶ Pearland HS

High School

- Was on the District Championship 22-6A team
- Was a first-team all-district selection (6A) as a senior




94 JoJo Ozougwu

Defensive End

Fr. ▶ 6-3 ▶ 205
Alief, TX ▶ Taylor HS

High School

- Finished his senior season with 78 tackles, 12 tackles for loss and eight sacks
- Was an all-district 23-5A player and a team captain
- His older brother, Cheta, played at Rice and was a seventh-round draft pick of the Houston Texans



93 Blake Patterson

Kicker

Fr. ▶ 6-2 ▶ 195
Round Rock, TX ▶ Cedar Ridge HS

High School

- Reached the second round of the Conference 6A State Playoffs as a senior at Cedar Ridge



5 Mylam Peters

Linebacker

Jr. ▶ 6-5 ▶ 240
Kissimmee, FL ▶ Arizona Western

Junior College

- Dealt with injuries and finished the season with 13 tackles in 11 games



PROFILES

↳ newcomers



88 Jason Pirtle

Wide Receiver

Fr. ▶ 6-2 ▶ 195
Locust Grove, OK ▶ Locust Grove HS

High School

- Hauled in 249 passes for 4,843 yards and 59 touchdowns, all Oklahoma state records, during his high school career

ing his high school career

- As a senior, caught 92 passes for 1,702 yards and 19 touchdowns
- Earned first team all-state honors on The Daily Oklahoman's team, setting single-season state records with 99 catches for 2,096 yards and 29 touchdowns as a junior
- Helped lead Locust Grove to a 42-8 record, including a 37-3 record in his final three years



57 Bernie Santos

Offensive Line

Fr. ▶ 6-3 ▶ 326
Argyle, TX ▶ Guyer HS

High School

- Was a 2014 Coach's 5-6A first team all-district

- Was a high school teammates with Kevin Dillman
- Went 11-2 as a high school junior
- Went 10-3 as a high school senior



84 Dennis Smith

Wide Receiver


RS Fr. ▶ 5-9 ▶ 170
San Antonio, TX ▶ Sterling College

Junior College

- Made one appearance for Sterling in 2015

High School

- Attended Madison High School



44 Nick Smith

Running Back

Fr. ▶ 5-10 ▶ 175
Arlington, TX ▶ Martin HS

High School

- Was a three-star ESPN Scout, 247 and 247 composite recruit, two-star Rivals recruit
- Was the 57th-ranked running back in the nation according to the 247 rankings

nation according to the 247 rankings

- Was the 86th-ranked running back in the nation according to the 247 composite rankings
- Was the 123rd-ranked recruit in the state of Texas according to the 247 rankings
- Was the 156th-ranked recruit in the state of Texas according to the 247 composite rankings
- Was the 13th-ranked running back in Texas and the Midlands region and 75th-ranked running back in the nation according to Scout
- Was the 118th-ranked running back in the nation, 220th-ranked Texas recruit, 287th-ranked Midlands regional recruit according to ESPN
- Was the all-time leading scorer in Arlington ISD and the leading rusher in school history
- Rushed for 3,803 yards and 66 touchdowns for his career, including 1,828 yards and 35 touchdowns as a junior and 1,439 yards and 19 touchdowns as a sophomore
- Despite missing part of his senior season, rushed 98 times for 536 yards and 12 touchdowns
- Helped lead Arlington Martin to three straight 10-3 season and three straight appearances in the regional round of Texas state playoffs
- Was high school teammates with fellow signee Tyler Wilson



91 Kel Straubmueller

Deep Snapper

RS So. ▶ 5-11 ▶ 195
Argyle, TX ▶ Louisiana-Lafayette

Louisiana-Lafayette


- Redshirted in 2015

Junior College

- Played in eight games as a long snapper as a true freshman in 2014 at Cisco College

High School

- Earned second-team all-district honors as a senior in 2013
- Went 15-0 his senior year
- Won district championship and Division II State 3A title



78 Jalen Thomas


Offensive Line

Jr. ▶ 6-6 ▶ 285
Troy, MI ▶ ASA Brooklyn

Junior College

- In addition to his time at ASA, he also attended City College of San Francisco

- Ranked No. 42 among JC offensive tackles class of 2016 247Sports



96 Tim Ursery

Deep Snapper

Fr. ▶ 6-2 ▶ 238
Great Mills, MD ▶ Great Mills HS

High School

- Competed at the 2015 Eastern Showcase Camp in May 2015 where he finished with average snap time of .84

- Had a camp best 11/15 on hitting short snap targets. Hit the first eight targets



6 Darius Turner


Defensive Back

Jr. ▶ 6-1 ▶ 205
Nashville, TN ▶ Arizona Western

Junior College

- As a sophomore at Arizona Western, totaled 22 tackles with two pass break-ups
- Helped lead Arizona Western to a 7-4

record and a win in the El Toro Bowl



39 Braydon Watson


Wide Receiver

Fr. ▶ 5-11 ▶ 175
Waco, TX ▶ Celina HS

High School

- Led his team with 56 catches and had 1,137 receiving yards and 17 touchdowns as a senior
- Was high school teammates with linebacker Shane Gerths

- Helped Celina to a 15-1 season as a senior



45 Nnamdi Umeakuana

Defensive Back

Jr. ▶ 6-1 ▶ 205
Irving, TX ▶ Austin College

Junior College

- Appeared in 10 games for Austin College in 2015



18 Joshua Wheeler

Defensive End

Jr. ▶ 6-3 ▶ 240
Grand Prairie, TX ▶ Tyler JC

High School

- Was an honorable mention All-American in 2015 and finished third in the nation with 16


sacks

- Notched 9.5 tackles for loss to go along with 49 tackles in 10 games last season for Tyler Junior College
- Finished his career at Tyler Junior College with 25 sacks



PROFILES

↳ newcomers



83 Tyler Wilson

Wide Receiver

Fr. ▶ 5-11 ▶ 170
Arlington, TX ▶ Martin HS

High School

- Was a two-star 247 recruit
- Was the 356th-ranked wide receiver in the nation according to the 247 rankings

- 406th-ranked recruit in the state of Texas according to the 247 rankings
- Was a two-time district utility player of the year
- Accounted for 2,615 all-purpose yards and 21 total touchdowns during his junior and senior season
- As a senior, rushed 29 times for 285 yards and four touchdowns and caught 48 passes for 770 yards and six touchdowns
- As a senior, also returned 14 kicks for 587 yards and three touchdowns
- Helped lead Arlington Martin to three straight 10-3 season and three straight appearances in the regional round of Texas state playoffs
- Was high school teammates with fellow signee Nic Smith



4 Anthony Wyche

Running Back

So. ▶ 5-11 ▶ 195
Philadelphia, PA ▶ LA Valley

Junior College

- Rushed for 820 yards off 146 carries and scored 15 touchdowns at LA Valley College
- Helped lead LA Valley College to a bowl

game

OPPONENTS

↳ 2016 opponents



Game 1

September 3, 2016

SMU at North Texas
Denton, Texas
Apogee Stadium

► The Series

Series Record: SMU leads 29-5-1
At Denton: North Texas leads 3-0
At Dallas: SMU leads 23-1-1
At Texas Stadium: SMU leads 6-1
First game: L, 66-0, 1922
Last game: L, 31-6, September 12, 2015

Date	Location	Result	Score
9/12/15	Dallas	L	31-13
9/6/14	Denton	W	43-6
9/8/07	Dallas	L	45-31
9/9/06	Denton	W	24-6
9/12/92	Dallas	L	28-14
10/6/90	Denton	W	14-7
10/28/89	Dallas	L	35-9
9/22/84	Irving*	L	24-6
10/2/82	Irving*	L	38-10
9/12/81	Irving*	L	34-7
9/13/80	Irving*	L	28-9
9/22/79	Irving*	L	20-9
9/17/77	Irving*	W	24-13
9/25/76	Irving*	L	38-31
9/14/74	Dallas	L	7-6
9/26/42	Dallas	L	26-7
9/27/41	Dallas	L	54-0
10/5/40	Dallas	L	20-7
10/7/39	Dallas	L	16-0
9/24/38	Dallas	L	34-7
9/25/37	Dallas	L	14-3
9/26/36	Dallas	L	6-0
9/21/35	Dallas	L	29-0
9/22/34	Dallas	L	33-0
1933	Dallas	W	7-0
1932	Dallas	T	0-0
9/26/31	Dallas	L	13-0
1929	Dallas	L	13-3
1928	Dallas	L	33-6
1927	Dallas	L	68-0
9/24/26	Dallas	L	42-0
9/26/25	Dallas	L	48-0
1924	Dallas	L	7-3
1923	Dallas	L	41-0
1922	Dallas	L	66-0

*- Texas Stadium

Game 2

September 10, 2016

Bethune-Cookman at North Texas
Denton, Texas
Apogee Stadium

► The Series

Series Record: First Meeting

Game 3

September 17, 2016

North Texas at Florida
Gainesville, Florida
Ben Hill Griffin Stadium

► The Series

Series Record: North Texas leads 1-0
At Denton: No Games Played
At Gainesville: North Texas leads 1-0
First game: W, 20-12, October 4, 1947
Last game: W, 20-12, October 4, 1947

Date	Location	Result	Score
10/4/47	Gainesville	W	20-12

Game 4

September 24, 2016

North Texas at Rice
Houston, Texas
Rice Stadium

► The Series

Series Record: Rice leads 4-2
At Denton: Rice leads 2-1
At Houston: Rice leads 2-1
First game: W, 33-17, November 19, 1988
Last game: L, 38-24, September 19, 2015

Date	Location	Result	Score
9/19/15	Denton*	L	38-24
10/25/14	Houston*	L	41-21
10/31/13	Denton*	W	28-16
9/11/10	Denton	L	32-31
9/27/08	Houston	L	77-20
11/19/88	Houston	W	33-17

*- Conference USA Game

Game 5

October 1, 2016

North Texas at Middle Tennessee
Murfreesboro, Tennessee
Floyd Stadium

► The Series

Series Record: North Texas leads 8-6
At Denton: North Texas leads 4-3
At Murfreesboro: North Texas leads 4-3
First game: W, 24-21, October 13, 2001
Last game: L, 41-7, November 21, 2015

Date	Location	Result	Score
11/21/15	Murfreesboro*	L	41-7
10/12/13	Denton*	W	34-7
10/27/12	Murfreesboro^	L	38-21
12/3/11	Denton^	W	59-7

11/13/10	Murfreesboro^	W	23-17
9/26/09	Denton^	L	37-21
11/22/08	Murfreesboro^	L	52-13
10/27/07	Denton^	L	48-28
9/30/06	Denton^	L	35-0
9/10/05	Murfreesboro^	W	14-7
10/2/04	Denton^	W	30-21
10/25/03	Murfreesboro^	W	33-28
11/23/02	Murfreesboro^	W	30-20
10/13/01	Denton*	W	24-21

*- Conference USA Game

^- Sun Belt Conference Game

Game 6

October 8, 2016

North Texas at Marshall
Huntington, West Virginia
Joan C. Edwards Stadium

► The Series

Series Record: Marshall leads 2-0
At Denton: No games played
At Huntington: Marshall leads 2-0
First game: L, 7-0, November 25, 1988
Last game: L, 30-13, October 24, 2015

Date	Location	Result	Score
10/24/15	Huntington*	L	30-13
11/25/88	Huntington	L	7-0

*- Conference USA Game

Game 7

October 22, 2016

North Texas at Army
West Point, New York
Michie Stadium

► The Series

Series Record: Army leads 4-0
At Denton: Army leads 1-0
At West Point: Army leads 1-0
At Texas Stadium: Army leads 2-0
First game: L, 27-10, September 28, 1996
Last game: L, 24-0, September 18, 2010

Date	Location	Result	Score
9/18/10	West Point	L	24-0
11/21/09	Denton	L	17-13
11/15/97	Irving*	L	25-14
9/28/96	Irving*	L	27-10

*- Texas Stadium



OPPONENTS

↳ 2016 opponents

Game 8

October 29, 2016

North Texas at UTSA
San Antonio, Texas
Alamodome

▶ The Series

Series Record: UTSA leads 2-1
At Denton: Series is tied 1-1
At San Antonio: UTSA leads 1-0
First game: L, 21-13, November 23, 2013
Last game: W, 30-23, October 31, 2015

Date	Location	Result	Score
10/31/15	Denton*	W	30-23
11/29/14	San Antonio*	L	34-27
11/23/13	Denton*	L	21-13

*- Conference USA Game

Game 9

November 5, 2016

Louisiana Tech at North Texas
Denton, Texas
Apogee Stadium

▶ The Series

Series Record: Series is tied 7-7
At Denton: Louisiana Tech leads 4-1
At Ruston: North Texas leads 5-4
First game: W, 14-8, October 30, 1976
Last game: L, 56-13, November 7, 2015

Date	Location	Result	Score
11/7/15	Ruston*	L	56-13
9/11/14	Denton*	L	42-21
10/19/13	Ruston*	W	28-13
11/4/06	Denton	L	34-31
11/22/05	Ruston	L	40-14
11/21/87	Denton^	W	10-5
10/4/86	Ruston^	L	17-10
10/5/85	Denton^	L	33-8
9/29/84	Ruston^	L	17-12
10/22/83	Denton^	L	25-18
11/3/79	Ruston	W	19-17
10/28/78	Ruston	W	16-14
11/19/77	Ruston	W	41-14
10/30/76	Ruston	W	14-8

*- Conference USA Game

^- Denotes Southland Conference Game

Game 10

November 12, 2016

North Texas at WKU
Bowling Green, Kentucky
Houchens Industries-L. T. Smith Stadium

▶ The Series

Series Record: North Texas leads 4-3
At Denton: Series is tied 2-2
At Bowling Green: North Texas leads 2-1
First game: W, 27-26, November 24, 2007
Last game: L, 55-28, October 15, 2015

Date	Location	Result	Score
10/15/15	Denton*	L	55-28
11/24/12	Bowling Green^	L	25-24
11/19/11	Denton^	L	31-21
10/30/10	Bowling Green^	W	33-6
10/31/09	Denton^	W	68-49
11/1/08	Bowling Green	W	51-40
11/24/07	Denton	W	27-26

*- Conference USA Game

^- Sun Belt Conference Game

Game 11

November 19, 2016

Southern Miss at North Texas
Denton, Texas
Apogee Stadium

▶ The Series

Series Record: Southern Miss leads 6-4
At Denton: Series tied at 2-2
At Hattiesburg: Southern Miss leads 3-2
At Neutral Site: Southern Miss leads 1-0 (New Orleans Bowl)
First game: W, 33-17, November 19, 1988
Last game: L, 49-14, October 3, 2015

Date	Location	Result	Score
10/3/15	Hattiesburg*	L	49-14
9/19/15	Denton*	L	38-24
10/18/14	Denton*	L	30-20
10/26/13	Hattiesburg*	W	55-14
12/14/04	New Orleans (New Orleans Bowl)	L	31-10
10/31/81	Denton	L	22-0
10/6/79	Hattiesburg	L	30-10
11/4/78	Denton	W	25-12
10/8/77	Hattiesburg	W	27-14
10/8/55	Hattiesburg	L	26-0
10/2/54	Denton	W	15-7

*- Conference USA Game

Game 12

November 26, 2016

North Texas at UTEP
El Paso, Texas
Sun Bowl

▶ The Series

Series Record: North Texas leads 14-7-3
At Denton: North Texas leads 8-2-2
At El Paso: North Texas leads 6-5-1
First game: W, 33-0, November 22, 1954
Last game: L, 20-17, November 28, 2015

Date	Location	Result	Score
11/28/15	Denton*	L	20-17
11/15/14	El Paso*	L	35-17
11/9/13	Denton*	W	41-7
9/20/80	El Paso	W	35-15
9/1/79	Denton	W	35-0
9/2/78	Denton	W	49-0
9/10/77	El Paso	W	41-10
11/9/68	El Paso	W	34-31
9/24/66	Denton	W	12-9
9/18/65	El Paso	L	61-15
9/19/64	Denton	T	0-0
9/2/63	El Paso	L	34-7
9/22/62	Denton	W	19-6
11/25/61	El Paso	W	24-14
9/24/60	Denton	T	16-16
9/26/59	El Paso	W	31-7
9/20/58	Denton	W	26-8
9/21/57	El Paso	L	14-13
10/20/56	Denton	W	13-6
9/24/55	El Paso	T	7-7
10/23/54	Denton	L	6-0
9/20/52	Denton	W	27-14
9/22/51	El Paso	W	33-0

*- Conference USA Game

OPPONENTS

↳ all-time results



OPPONENT	W	L	T	LAST MEETING	SCORE
Abilene Christian	15	8	1	1994	48-0
Air Force	0	1	0	2003	21-34
Akron	0	2	0	2006	13-33
Alabama	0	4	0	2011	0-41
Alcorn State	1	0	0	1990	20-7
Angelo State	1	0	0	1984	7-3
Arizona	0	1	0	2002	9-14
Arizona State	1	4	0	1998	15-34
Arkansas	0	9	0	2007	7-66
Ark.-Monticello	2	0	0	1941	60-0
Arkansas State	8	14	0	2012	19-37
Army	0	4	0	2010	0-24
Auburn	0	1	0	1981	0-20
Austin College	10	5	1	1946	14-0
Ball State	2	0	0	2013	34-27
Baylor	1	11	0	2004	14-37
Boise State	3	3	0	2000	0-59
Bowling Green	0	1	0	1964	7-21
BYU	2	3	0	1980	23-41
Burleson College	4	2	0	1922	13-9
Cal Poly-Pomona	2	0	0	1976	21-10
Cincinnati	9	7	1	2002	24-19
Clemson	0	1	0	2010	10-35
Colorado	0	1	0	2004	21-52
Colorado State	2	1	0	2001	20-45
Dallas University	3	2	0	1919	87-6
Daniel Baker Col.	3	0	0	1931	32-13
Dayton	0	1	0	1952	14-20
Decatur Baptist	11	0	0	1929	97-0
Drake	10	4	1	1976	63-0
East Carolina	0	1	0	1979	16-49
East Texas State	19	6	1	1951	48-7
E. Washington	1	0	1	1988	51-0
Emporia State	1	0	1	1955	62-0
Florida	1	0	0	1947	20-12
Florida Atlantic	4	6	0	2014	31-10
FIU	3	5	0	2014	17-14
Florida State	0	2	0	1977	14-35
Fresno State	2	0	0	1951	62-0
Georgia	0	1	0	2013	21-45
Hardin-Simmons	11	8	1	1963	18-12
Houston	7	7	0	2012	21-44
Howard Payne	2	1	0	1949	34-14
Idaho State	1	0	0	1995	41-38
Idaho	6	4	0	2013	40-6
Illinois State	1	0	0	1996	20-14
Indiana	1	1	0	2014	49-24
Iowa	0	1	0	2015	16-62
Kansas	0	3	0	1998	13-24
Kansas State	1	6	0	2012	21-35
Kentucky	0	3	0	1984	7-31
Lamar	4	2	0	1986	33-13
Long Beach State	0	2	1	1974	19-35
LSU	0	5	0	2012	14-41
Louisiana-Lafayette	9	8	0	2012	30-23

OPPONENT	W	L	T	LAST MEETING	SCORE
Louisiana Tech	6	8	0	2015	13-56
Louisville	10	7	0	1995	14-57
Marshall	0	2	0	2015	13-30
McMurray	4	2	2	1957	14-7
McNeese State	6	5	1	1994	38-17
Memphis	4	15	0	1980	29-10
Meridian	2	1	0	1920	41-0
Miami (Fla.)	0	1	0	1980	8-26
Midwestern	7	1	1	1956	14-7
Missouri	0	1	0	1995	7-28
Montana	0	1	0	1994	17-21
Murray State	1	0	0	1989	28-14
Middle Tenn.	8	6	0	2015	7-41
Mississippi	0	4	0	1956	0-45
Mississippi State	2	6	0	1978	5-17
Missouri State	2	1	1	1994	26-20
Nicholls State	6	0	0	2014	77-3
Navy	0	1	0	2007	62-74
Nebraska	0	1	0	1993	14-76
Nevada	2	9	0	1999	28-41
New Mexico	1	1	0	1983	18-8
New Mexico St.	22	9	2	2004	36-26
North Dakota	1	0	0	1952	55-0
Northwestern St	4	6	0	1994	28-25
N. Illinois	1	0	0	1996	24-21
N. Michigan	1	0	0	1968	17-3
Ohio	0	2	0	2013	21-27
Oklahoma	0	7	0	2007	10-79
Oklahoma Baptist	1	0	0	1920	29-0
Oklahoma City	1	1	0	1949	26-7
Oklahoma State	1	10	0	1994	34-36
Oregon State	1	1	0	1997	7-33
Pacific	1	1	0	1951	0-34
Parsons College	1	0	0	1965	26-7
Pittsburg State	1	0	0	1938	28-0
Portland State	0	1	0	2015	7-66
Rice	2	4	0	2015	24-38
Richmond	2	6	0	1982	22-13
Sam Houston State	19	11	1	1994	21-16
Samford	1	0	0	2000	14-6
San Diego State	1	6	0	1975	12-30
San Jose State	1	2	1	1981	16-28
SE Oklahoma	4	1	1	1920	47-0
Southern Illinois	4	0	0	1967	37-0
Southern Miss	4	6	0	2015	14-49
SMU	5	29	1	2015	13-31
SW Oklahoma	1	0	0	1950	76-6
South Alabama	1	0	0	2012	24-14
South Florida	0	2	0	2002	17-24
Southwestern	5	2	2	1938	27-6
Stephen F. Austin	23	3	3	1994	33-33
Sul Ross St.	1	0	0	1951	62-6
Tampa	1	2	0	1970	7-18
Tarleton State	1	2	0	1921	0-13
Tennessee	1	1	0	2015	0-24



OPPONENTS

↳ all-time results

OPPONENT	W	L	T	LAST MEETING	SCORE
Tenn-Chattanooga	5	3	0	1966	42-7
Terrell Academy	0	1	0	1914	0-6
Texas	0	10	0	2014	7-38
Texas A&M	0	7	0	1998	9-28
TCU	2	16	0	2002	10-16
Texas State	28	6	3	1994	27-14
Texas Southern	1	0	0	2012	34-7
Texas Tech	4	4	0	2001	14-42
Thorp Springs	1	0	0	1916	48-0
Trinity	16	9	2	1957	13-26
Troy	2	8	0	2012	7-14
Tulane	0	1	0	2013	21-24
Tulsa	7	17	0	2013	42-10
UAB	0	2	0	2014	56-21
ULM	13	16	0	2012	16-42
UNLV	1	4	0	2014	36-14
UTA	11	4	1	1985	23-20
UTEP	14	7	3	2015	17-20
UTSA	1	2	0	2015	30-23
Utah State	3	4	0	2004	31-23
Vanderbilt	0	2	0	1997	12-29
Weber State	1	1	0	1971	0-20
Wesley College	1	0	0	1921	33-6
Western Kentucky	4	3	0	2015	28-55
West Texas State	17	6	0	1983	32-3
Wichita State	11	5	1	1974	10-10
Youngstown	2	0	0	1957	68-13

Mean Green vs. FBS Conferences

Conference	Record	Last Played	Last Opponent
American Athletic	1-1	2015	SMU
Atlantic Coast	0-3	2010	Clemson
Big East	0-1	1980	Miami (FL)
Big 12	7-58	2014	Texas
Big 10	1-2	2015	Iowa
Conference USA	42-64-1	2015	UTEP
Independent	2-3	2013	Idaho
Mid-American	3-5	2013	Ball State
Mountain West	7-15	2014	UNLV
Pac-12	2-4	1997	Oregon State
Southeastern	3-35	2015	Tennessee
Sun Belt	41-46	2012	Western Kentucky
SWAC	1-0	2012	Texas Southern
Western Athletic	34-75-2	2006	Louisiana Tech

Homecoming Results (46-22-1)

1946	NT 47, East Texas St. 7
1947	NT 33, Houston 0
1948	NT 27, East Texas St. 7
1949	NT 28, Houston 23
1950	NT 34, Nevada 21
1951	NT 61, Midwestern St. 0
1952	NT 34, Texas Tech 19
1953	NT 38, West Texas St. 6
1954	UTEP 6, NT 0
1955	UT-Chattanooga 14, NT 6
1956	NT 7, Trinity 7
1957	NT 12, UT-Chattanooga 0
1958	NT 8, Tulsa 7
1959	NT 12, Wichita State 0
1960	NT 26, Hardin-Simmons 19
1961	NT 23, Tulsa 12
1962	NT 14, Cincinnati 8
1963	NT 7, Wichita State 3
1964	Cincinnati 27, NT 6
1965	NT 24, Wichita State 21
1966	NT 35, Cincinnati 13
1967	NT 20, Wichita State 14
1968	NT 55, Cincinnati 34
1969	NT 27, Wichita State 0
1970	Cincinnati 30, NT 10
1971	NT 21, Drake 12
1972	New Mexico St. 36, NT 22
1973	NT 31, Wichita State 21
1974	NT 24, New Mexico St. 19
1975	NT 27, Cal Poly Pomona 17
1976	Florida State 21, NT 20
1977	NT 45, New Mexico St. 17
1978	NT 25, S. Mississippi 12
1979	NT 28, West Texas St. 14
1980	NT 26, ULM 18
1981	NT 38, New Mexico St. 16
1982	New Mexico 20, NT 17
1983	NT 10, Lamar 0
1984	NT 10, ULM 3
1985	Louisiana Tech 33, NT 8
1986	Arkansas State 43, NT 21
1987	NT 41, Sam Houston 24
1988	NT 37, McNeese St. 0
1989	S.F. Austin 35, NT 16
1990	McNeese State 16, NT 14
1991	NT 18, S.F. Austin 14
1992	NT 37, Notherwestern State 34
1993	NT 35, Texas State 28
1994	NT 38, McNeese St. 17
1995	UAB 19, NT 14
1996	Nevada 40, NT 13
1997	Boise State 17, NT 14
1998	NT 27, Nevada 21
1999	Arkansas State 14, NT 10
2000	Utah State 17, NT 12
2001	NT 24, Middle Tennessee 21
2002	NT 41, ULM 2
2003	NT 37, Utah State 27
2004	NT 36, New Mexico St. 26
2005	ULM 24, NT 19
2006	NT 25, FIU 22
2007	Middle Tennessee 38, NT 28
2008	Troy 45, NT 17
2009	Florida Atlantic 44, NT 40
2010	FIU 34, NT 10
2011	NT 38, ULM 21
2012	Arkansas State 37, NT 19
2013	NT 41, UTEP 7
2014	NT 31, Florida Atlantic 10
2015	Portland State 66, North Texas 7

Wins in bold



↳ Mean Green 2015 Results

Date	Opponent	Results	Atten.
Sept. 12	at SMU	L, 31-13	25,401
Sept. 19	Rice*	L, 38-24	19,602
Sept. 26	at Iowa	L, 62-16	56,041
Oct. 3	at Southern Miss*	L, 49-14	26,430
Oct. 10	Portland St.	L, 66-7	19,801
Oct. 15	WKU*	L, 55-28	10,155
Oct. 24	at Marshall*	L, 30-13	27,217
Oct. 31	UTSA*	W, 30-23	10,292
Nov. 7	at Louisiana Tech*	L, 56-13	16,986
Nov. 14	at Tennessee	L, 24-0	96,197
Nov. 21	at Middle Tennessee*	L, 41-7	13,922
Nov. 28	UTEP*	L, 20-17	8,305

*Conference USA Game

↳ Win-Loss Breakdown

All Games	1	11	.083
Home	1	4	.200
Away	0	7	.000
Neutral	0	0	.000
C-USA Games	1	7	.125
Home	1	3	.250
Away	0	4	.000

↳ North Texas Record When ...

Leading at the half	0	1	.000
Trailing at the half	1	10	.091
Tied at the half	0	0	.000
Leading after three quarters	0	2	.000
Trailing after three quarters	1	9	.100
Tied after three quarters	0	0	.000
Scoring first	0	3	.000
Opponent scores first	1	8	.111
Running more plays than opponent	0	4	.000
Opponent runs more plays	1	6	.143
Same number of plays	0	1	.000
Committing more turnovers	0	9	.000
Committing less turnovers	0	2	.000
Turnovers are even	1	0	1.000
Committing at least two turnovers	0	7	.000
Winning time of possession	0	2	.000
Opponent wins time of possession	1	9	.100
Running 70 or more off. plays	0	6	.000
Running less than 70 off. plays	1	5	.166
Rushing for 150 yards or more	0	7	.000
Rushing for less than 150 yards	1	4	.200
Passing for 200 yards or more	0	5	.000
Passing for less than 200 yards	1	6	.143
Passing % is over 55%	0	4	.000
Passing % is less than 55%	1	7	.125
Third down conv. is over 40%	1	1	.500
Third down conv. is less than 40%	0	10	.000
Gaining more total yards than opp	0	0	.000
Gaining less total yards than opp	1	11	.083
Playing at home	1	4	.200
Playing on the road	0	7	.000
Playing on natural grass	0	1	.000
Playing on artificial surface	1	10	.091

↳ Team Statistics

	NT	OPP
SCORING	182	495
Points Per Game	15.2	41.2
FIRST DOWNS	224	310
Rushing	125	155
Passing	83	128
Penalty	16	27
RUSHING YARDAGE	1,904	2,879
Yards gained rushing	2,284	3,101
Yards lost rushing	380	222
Rushing Attempts	436	531
Average Per Rush	4.4	5.4
Average Per Game	158.7	239.9
TDs Rushing	7	37
PASSING YARDAGE	1,937	3,152
Comp-Att-Int	190-407-11	256-373-4
Average Per Pass	4.8	8.5
Average Per Catch	10.2	12.3
Average Per Game	161.4	262.7
TDs Passing	12	24
TOTAL OFFENSE	3,841	6,031
Total Plays	843	904
Average Per Play	4.6	6.7
Average Per Game	320.1	502.6
KICK RETURNS: #-Yards	52-1,090	24-582
PUNT RETURNS: #-Yards	20-172	19-181
INT RETURNS: #-Yards	4-28	11-243
KICK RETURN AVERAGE	21.0	24.2
PUNT RETURN AVERAGE	8.6	9.5
INT RETURN AVERAGE	7.0	22.1
FUMBLES-LOST	25-14	19-14
PENALTIES-Yards	74-681	56-530
Average Per Game	56.8	44.2
PUNTS-Yards	76-3,200	41-1,659
Average Per Punt	42.1	40.5
Net punt average	37.6	35.3
TIME OF POSSESSION/Game	26:36	33:24
3RD-DOWN Conversions	59-181	88-168
3rd-Down Pct	33%	52%
4TH-DOWN Conversions	12-27	9-17
4th-Down Pct	44%	53%
SACKS BY-Yards	19-91	27-208
MISC YARDS	0	0
TOUCHDOWNS SCORED	22	66
FIELD GOALS-ATTEMPTS	9-14	12-15
ON-SIDE KICKS	0-1	10-1
RED-ZONE SCORES	20-28 (71%)	55-63 (87%)
RED-ZONE TOUCHDOWNS	13-28 (46%)	46-63 (73%)
PAT-ATTEMPTS	21-21 (100%)	63-66 (95%)
ATTENDANCE	68,155	262,194
Games/Avg Per Game	5/13,631	7/37,456
Neutral Site Games	0/0	0/0

↳ Score By Quarters

	1st	2nd	3rd	4th	OT	Total
North Texas	9	54	41	78	0	182
Opponents	122	147	126	100	0	495



IN REVIEW

↳ individual statistics

Rushing	gp	att	gain	loss	net	avg	td	lg	avg/g
WILSON, Jeffrey	10	155	855	25	830	5.4	1	38	83.0
SMITH, DaMarcus	10	92	546	119	427	4.6	2	54	42.7
IVERY, Willy	11	44	322	32	290	6.6	2	52	26.4
JIMMERSON, A.	10	70	297	25	272	3.9	1	27	27.2
TUCKER, Andrew	11	15	75	0	75	5.0	0	18	6.8
EZZARD, A.J.	6	14	64	4	60	4.3	1	12	10.0
HARRIS, Carlos	12	6	27	6	21	3.5	0	12	1.8
SMILEY, Turner	11	1	10	0	10	10.0	0	10	0.9
ROLLINS, Rex	1	2	8	0	8	4.0	0	6	8.0
LYNN, Jarrod	11	3	2	1	1	0.3	0	1	0.1
GREER, Josh	4	3	2	9	-7	-2.3	0	2	-1.8
MCNULTY, Andrew	8	26	76	99	-23	-0.9	0	18	-2.9
TEAM	7	5	0	60	-60	-12.0	0	0	-8.6
Total	12	436	2284	380	1904	4.4	7	54	158.7
Opponents	12	531	3101	222	2879	5.4	38	70	239.9

Passing	gp	effic	comp-att-int	pct	yds	td	lg	avg/g
SMITH, DaMarcus	10	94.45	99-212-5	46.7	1010	8	61	101.0
MCNULTY, Andrew	8	89.28	81-170-4	47.6	820	3	93	102.5
GREER, Josh	4	52.82	8-23-2	34.8	97	0	24	24.2
KEENA, Eric	12	133.60	1-1-0	100.0	4	0	4	0.3
HARRIS, Carlos	12	480.40	1-1-0	100.0	6	1	6	0.5
Total	12	90.98	190-407-11	46.7	1937	12	93	161.4
Opponents	12	158.70	256-373-4	68.6	3152	24	81	262.7

Receiving	gp	no.	yds	avg	td	lg	avg/g
HARRIS, Carlos	12	61	727	11.9	7	93	60.6
SMITH, Marcus	12	29	261	9.0	0	24	21.8
SMILEY, Turner	11	25	255	10.2	1	39	23.2
KIDSY, Darvin	11	17	240	14.1	2	46	21.8
GOREE, Tee	11	15	118	7.9	1	20	10.7
LOVING, Chris	11	13	148	11.4	1	29	13.5
WILSON, Jeffrey	10	12	71	5.9	0	23	7.1
THOMPSON, T.	12	7	64	9.1	0	30	5.3
RUTHERFORD, O.	8	3	17	5.7	0	9	2.1
JIMMERSON, A.	10	2	12	6.0	0	10	1.2
IVERY, Willy	11	2	8	4.0	0	5	0.7
EZZARD, A.J.	6	1	8	8.0	0	8	1.3
TUCKER, Andrew	11	1	4	4.0	0	4	0.4
ROLLINS, Rex	1	1	3	3.0	0	3	3.0
LYNN, Jarrod	11	1	1	1.0	0	1	0.1
Total	12	190	1937	10.2	12	93	161.4
Opponents	12	256	3152	12.3	24	81	262.7

IN REVIEW

↳ individual statistics



Total Offense	g	plays	rush	pass	total	avg/g
SMITH, DaMarcus	10	304	427	1010	1437	143.7
WILSON, Jeffrey	10	155	830	0	830	83.0
MCNULTY, Andrew	8	196	-23	820	797	99.6
IVERY, Willy	11	44	290	0	290	26.4
JIMMERSON, A.	10	70	272	0	272	27.2
GREER, Josh	4	26	-7	97	90	22.5
TUCKER, Andrew	11	15	75	0	75	6.8
EZZARD, A.J.	6	14	60	0	60	10.0
HARRIS, Carlos	12	7	21	6	27	2.2
SMILEY, Turner	11	1	10	0	10	0.9
ROLLINS, Rex	1	2	8	0	8	8.0
KEENA, Eric	12	1	0	4	4	0.3
LYNN, Jarrod	11	3	1	0	1	0.1
TEAM	7	5	-60	0	-60	-8.6
Total	12	843	1904	1937	3841	320.1
Opponents	12	904	2879	3152	6031	502.6

Kick Returns	no.	yds	avg	td	lg
BRADLEY, D.	17	330	19.4	0	33
WILSON, Jeffrey	12	279	23.2	0	50
JOHNSON, Tre	9	252	28.0	0	53
KIDSY, Darvin	6	129	21.5	0	27
GRAY, James	4	64	16.0	0	21
ROBERTS, J.	2	4	2.0	0	4
SMILEY, Turner	1	15	15.0	0	15
SMITH, Marcus	1	17	17.0	0	17
Total	52	1090	21.0	0	53
Opponents	24	582	24.2	0	89

Interceptions	no.	yds	avg	td	lg
WHITFIELD, Zac	2	6	3.0	0	6
DAVIS, Chad	1	0	0.0	0	0
MCCLAIN, K.	1	5	5.0	0	5
Total	4	28	7.0	0	17
Opponents	11	243	22.1	3	88

Punt Returns	no.	yds	avg	td	lg
JOHNSON, Tre	11	139	12.6	1	53
KIDSY, Darvin	8	32	4.0	0	20
GRAY, James	1	1	1.0	0	1
Total	20	172	8.6	1	53
Opponents	19	181	9.5	0	38

Fumble Returns	no.	yds	avg	td	lg
MCCLAIN, K.	1	45	45.0	1	45
FINNEY, Cortney	1	13	13.0	1	13
Total	2	58	29.0	2	45
Opponents	1	26	26.0	1	26



IN REVIEW

↳ individual statistics

Field Goals	fg	pct.	01-19	20-29	30-39	40-49	50-99	lg	blk	Punting	no.	yds	avg	lg	tb	fc	i20	50+	blk
MOORE, Trevor	9-14	64.3	0-0	5-6	4-4	0-3	0-1	38	0	KEENA, Eric	60	2654	44.2	63	3	24	17	15	1
										MACEK, Blake	14	502	35.9	51	5	5	6	1	1
										TEAM	2	44	22.0	31	0	0	1	0	0
										Total	76	3200	42.1	63	8	29	24	16	2
										Opponents	41	1659	40.5	59	2	4	13	5	1

Scoring	td	fg	kick	rush	rcv	pass	dxp	saf	pts
MOORE, Trevor	-	9-14	21-21	-	-	-	-	-	48
HARRIS, Carlos	7	-	-	-	-	-	-	-	42
SMITH, DaMarcus	2	-	-	-	-	-	-	-	12
KIDSY, Darvin	2	-	-	-	-	-	-	-	12
IVERY, Willy	2	-	-	-	-	-	-	-	12
LOVING, Chris	1	-	-	-	-	-	-	-	6
JIMMERSON, A.	1	-	-	-	-	-	-	-	6
SMILEY, Turner	1	-	-	-	-	-	-	-	6
JOHNSON, Tre	1	-	-	-	-	-	-	-	6
GOREE, Tee	1	-	-	-	-	-	-	-	6
FINNEY, Cortney	1	-	-	-	-	-	-	-	6
MCCLAIN, K.	1	-	-	-	-	-	-	-	6
WILSON, Jeffrey	1	-	-	-	-	-	-	-	6
EZZARD, A.J.	1	-	-	-	-	-	-	-	6
DAVIS, Chad	-	-	-	-	-	-	1	-	2
MACEK, Blake	-	-	-	-	-	0-1	-	-	0
Total	22	9-14	21-21	-	-	0-1	1	-	182
Opponents	66	12-15	63-66	-	-	-	-	-	495

All Purpose	g	rush	rcv	pr	kr	ir	total	avg/g
WILSON, Jeffrey	10	830	71	0	279	0	1180	118.0
HARRIS, Carlos	12	21	727	0	0	0	748	62.3
SMITH, DaMarc	10	427	0	0	0	0	427	42.7
KIDSY, Darvin	11	0	240	32	129	0	401	36.5
JOHNSON, Tre	10	0	0	139	252	0	391	39.1
BRADLEY, D.	8	0	0	0	330	0	330	41.2
IVERY, Willy	11	290	8	0	0	0	298	27.1
JIMMERSON, A.	10	272	12	0	0	0	284	28.4
SMILEY, Turner	11	10	255	0	15	0	280	25.5
SMITH, Marcus	12	0	261	0	17	0	278	23.2
LOVING, Chris	11	0	148	0	0	0	148	13.5
GOREE, Tee	11	0	118	0	0	0	118	10.7
TUCKER, Andre	11	75	4	0	0	0	79	7.2
EZZARD, A.J.	6	60	8	0	0	0	68	11.3
GRAY, James	12	0	0	1	64	0	65	5.4
THOMPSON, T.	12	0	64	0	0	0	64	5.3
SCOTT, Fred	12	0	0	0	0	17	17	1.4
RUTHERFORD,	8	0	17	0	0	0	17	2.1
ROLLINS, Rex	1	8	3	0	0	0	11	11.0
WHITFIELD, Za	12	0	0	0	0	6	6	0.5
MCCLAIN, K.	12	0	0	0	0	5	5	0.4
ROBERTS, J.	12	0	0	0	4	0	4	0.3
LYNN, Jarrod	11	1	1	0	0	0	2	0.2
GREER, Josh	4	-7	0	0	0	0	-7	-1.8
MCNULTY, Andr	8	-23	0	0	0	0	-23	-2.9
TEAM	7	-60	0	0	0	0	-60	-8.6
Total	12	1904	1937	172	1090	28	5131	427.6
Opponents	12	2879	3152	181	582	243	7037	586.4

IN REVIEW

↳ final defensive statistics



#	Defensive Leaders	gp	Tackles			tfl/yds	Sacks no-yds	Pass defense			Fumbles		blkd	
			ua	a	tot			int-yds	brup	qbh	rcv-yds	ff	kick	saf
23	MCCLAIN, K.	12	77	33	110	2.5-3	.	1-5	3	.	1-45	2	.	.
21	GRAY, James	12	71	33	104	3.0-8	.	.	4	.	1-0	2	.	.
43	WALLACE, A.	12	38	43	81	2.5-6	.	.	1	.	1-0	.	.	.
32	SCOTT, Fred	12	38	30	68	5.5-12	1.0-4	0-17	1	1	2-0	1	.	.
24	WHITFIELD, Zac	12	38	10	48	1.5-5	.	2-6	4	.	.	1	.	.
17	FINNEY, Cortney	12	20	22	42	1.0-3	.	.	1	1	2-13	1	.	.
34	BROOKS, Nate	10	27	11	38	3.5-5	.	.	3
3A	ROBERTS, J.	12	15	16	31	10.0-50	6.5-38	.	1	5	1-0	.	.	.
16	DAVIS, Chad	11	19	10	29	2.5-6	1.0-1	1-0	5	.	.	1	.	.
91	ORR, Austin	12	16	12	28	6.5-12	0.5-0	.	.	4	1-0	.	1	.
15	TAUAALO, T.J.	12	13	14	27	2.0-4	0.5-1	.	.	.	1-0	.	.	.
3	MINOR, Calvin	9	11	12	23	2.0-9	1.0-5	.	.	1	.	.	1	.
27	BEAN, Blake	3	15	7	22	1	.	.
7	COMBS, Jareid	12	11	10	21	2.0-4	.	.	.	3
48	WALLACE, S.	12	9	10	19	0.5-4	.	.	1	1
49	YOUNG, Roderick	11	11	7	18	2.0-11	1.0-6	.	.	2	1-0	.	.	.
56	DILONGA, Malik	12	9	9	18	4.5-24	3.0-19	.	.	3	1-0	.	.	.
37	GARNER, Brandon	10	15	3	18	4.0-9	1.0-4
42	POLK, Chad	10	9	7	16	3.0-11	2.5-10	1	.	.
99	FLUSCHE, Andy	11	6	10	16	2.5-6	1.0-3	.	1
5E	DASH, Matthew	10	7	8	15	.	.	.	2	.	1-0	.	.	.
8	MARSHALL, Jamal	10	6	5	11	.	.	.	1
19	SCHILLECI, John	11	8	1	9	2.0-20	1-0	.	.	.
41	PRESTON, Ashton	10	8	.	8	.	.	.	1
90	JOHNSON, Ti.	10	4	3	7
14	FERNANDES, C.	2	5	1	6	1.0-6
25	TUCKER, Andrew	11	5	1	6
6	ELLIS, Sed	8	4	2	6
44	MOORE, Sid	4	2	4	6
84	KEENA, Eric	12	3	1	4
46	SMITH, A.J.	9	1	3	4
29	IVERY, Willy	11	2	2	4
82	BRADLEY, D.	8	1	2	3
51	MCNAIR, Darrien	1	1	2	3
39	LYNN, Jarrod	11	1	2	3	1	.	.
18	SMITH, Marcus	12	2	1	3
11	THOMPSON, T.	12	.	2	2
5	MCNULTY, Andrew	8	.	2	2
64	RICE, Sam	12	.	1	1
3C	GOREE, Tee	11	1	.	1
30	MOORE, Trevor	12	1	.	1
13	JOHNSON, Tre	10	.	1	1
TM	TEAM	7	1	.	1	1.0-2	1	.	.
10	SMITH, DaMarcus	10	1	.	1
9	HARRIS, Carlos	12	1	.	1
26	WILSON, Jeffrey	10	.	1	1
Total		12	533	354	887	65-220	19-91	4-28	29	21	14-58	12	2	.
Opponents		12	469	316	785	76-380	27-208	11-243	56	37	14-26	18	2	.



IN REVIEW

↳ superlatives

INDIVIDUAL GAME HIGHS

Rushes	22	WILSON, Jeffrey at Southern Miss (Oct 03, 2015)
	22	WILSON, Jeffrey vs UTSA (Oct 31, 2015)
Yards Rushing	138	WILSON, Jeffrey at Marshall (Oct 24, 2015)
TD Rushes	1	JIMMERSON, A. at SMU (Sep 12, 2015)
	1	EZZARD, A.J. vs RICE (Sep 19, 2015)
	1	IVERY, Willy at Southern Miss (Oct 03, 2015)
	1	SMITH, DaMarcus vs UTSA (Oct 31, 2015)
	1	WILSON, Jeffrey vs UTSA (Oct 31, 2015)
	1	IVERY, Willy vs UTSA (Oct 31, 2015)
	1	SMITH, DaMarcus at Middle Tennessee (Nov 21, 2015)
Long Rush	54	SMITH, DaMarcus vs UTSA (Oct 31, 2015)
Pass attempts	45	SMITH, DaMarcus at Louisiana Tech (Nov 07, 2015)
Pass completions	25	SMITH, DaMarcus at Louisiana Tech (Nov 07, 2015)
Yards Passing	303	MCNULTY, Andrew vs RICE (Sep 19, 2015)
TD Passes	4	SMITH, DaMarcus vs WKU (Oct 15, 2015)
Long Pass	93	MCNULTY, Andrew vs RICE (Sep 19, 2015)
Receptions	9	HARRIS, Carlos at Southern Miss (Oct 03, 2015)
	9	HARRIS, Carlos vs Portland St. (Oct 10, 2015)
Yards Receiving	193	HARRIS, Carlos vs RICE (Sep 19, 2015)
TD Receptions	2	HARRIS, Carlos vs RICE (Sep 19, 2015)
	2	HARRIS, Carlos vs WKU (Oct 15, 2015)
Long Reception	93	HARRIS, Carlos vs RICE (Sep 19, 2015)
Field Goals	3	MOORE, Trevor at IOWA (Sep 26, 2015)
Long Field Goal	38	MOORE, Trevor at IOWA (Sep 26, 2015)
Punts	8	KEENA, Eric at IOWA (Sep 26, 2015)
	8	KEENA, Eric vs Portland St. (Oct 10, 2015)
	8	KEENA, Eric at Tennessee (Nov 14, 2015)
	8	KEENA, Eric vs UTEP (Nov 28, 2015)
Punting Avg	51.0	KEENA, Eric vs RICE (Sep 19, 2015)
Long Punt	63	KEENA, Eric at Southern Miss (Oct 03, 2015)
	63	KEENA, Eric vs UTEP (Nov 28, 2015)
Punts inside 20	4	KEENA, Eric vs UTEP (Nov 28, 2015)
Long Punt Return	53	JOHNSON, Tre vs UTEP (Nov 28, 2015)
Long Kickoff Return	53	JOHNSON, Tre at Louisiana Tech (Nov 07, 2015)
Tackles	16	MCCLAIN, K. vs RICE (Sep 19, 2015)
Sacks	3.0	ROBERTS, J. vs RICE (Sep 19, 2015)
Tackles For Loss	4.5	ROBERTS, J. vs RICE (Sep 19, 2015)
Interceptions	1	WHITFIELD, Zac vs WKU (Oct 15, 2015)
	1	WHITFIELD, Zac at Louisiana Tech (Nov 07, 2015)
	1	DAVIS, Chad at Tennessee (Nov 14, 2015)
	1	MCCLAIN, K. at Middle Tennessee (Nov 21, 2015)

TEAM GAME HIGHS

Rushes	49	at Southern Miss (Oct 03, 2015)
Yards Rushing	267	vs UTSA (Oct 31, 2015)
Yards Per Rush	7.0	vs UTSA (Oct 31, 2015)
TD Rushes	3	vs UTSA (Oct 31, 2015)
Pass attempts	45	at Louisiana Tech (Nov 07, 2015)
Pass completions	25	at Louisiana Tech (Nov 07, 2015)
Yards Passing	303	vs RICE (Sep 19, 2015)
Yards Per Pass	8.7	vs RICE (Sep 19, 2015)
TD Passes	4	vs WKU (Oct 15, 2015)
Total Plays	88	at IOWA (Sep 26, 2015)
Total Offense	478	vs RICE (Sep 19, 2015)
Yards Per Play	7.7	vs RICE (Sep 19, 2015)
Points	30	vs UTSA (Oct 31, 2015)
Sacks By	4	vs RICE (Sep 19, 2015)
First Downs	26	at Southern Miss (Oct 03, 2015)
Penalties	10	vs UTEP (Nov 28, 2015)
Penalty Yards	120	vs UTEP (Nov 28, 2015)
Turnovers	4	at SMU (Sep 12, 2015)
	4	at Louisiana Tech (Nov 07, 2015)
Interceptions By	1	vs WKU (Oct 15, 2015)
	1	at Louisiana Tech (Nov 07, 2015)
	1	at Tennessee (Nov 14, 2015)
	1	at Middle Tennessee (Nov 21, 2015)
Punts	11	vs Portland St. (Oct 10, 2015)
Punting Avg	47.7	at Middle Tennessee (Nov 21, 2015)
Long Punt	63	at Southern Miss (Oct 03, 2015)
	63	vs UTEP (Nov 28, 2015)
Punts inside 20	4	at Marshall (Oct 24, 2015)
	4	vs UTEP (Nov 28, 2015)
Long Punt Return	53	vs UTEP (Nov 28, 2015)



OPPONENT INDIVIDUAL GAME HIGHS

Rushes	22	Canzeri, Jordan, at IOWA (Sep 26, 2015)
	22	DIXON, Kenneth, at Louisiana Tech (Nov 07, 2015)
Yards Rushing	195	DIXON, Kenneth, at Louisiana Tech (Nov 07, 2015)
TD Rushes	6	DIXON, Kenneth, at Louisiana Tech (Nov 07, 2015)
Long Rush	70	David Jones, vs Portland St. (Oct 10, 2015)
Pass attempts	41	Sturm, vs UTSA (Oct 31, 2015)
Pass completions	29	JACKSON, Driphu, vs RICE (Sep 19, 2015)
Yards Passing	373	JACKSON, Driphu, vs RICE (Sep 19, 2015)
TD Passes	4	MULLENS, Nick, at Southern Miss (Oct 03, 2015)
	4	DOUGHTY, B., vs WKU (Oct 15, 2015)
Long Pass	81	Beathard, C.J., at IOWA (Sep 26, 2015)
Receptions	11	JAMES, Richie, at Middle Tennessee (Nov 21, 2015)
Yards Receiving	163	PARKS, Dennis, vs RICE (Sep 19, 2015)
TD Receptions	3	THOMAS, Michael, at Southern Miss (Oct 03, 2015)
Long Reception	81	Smith, Tevaun, at IOWA (Sep 26, 2015)
Field Goals	3	SMITH, Nick, at Marshall (Oct 24, 2015)
Long Field Goal	46	J. Gonzales, vs Portland St. (Oct 10, 2015)
Punts	7	LUNA, Alan, vs UTEP (Nov 28, 2015)
Punting Avg	50.5	COLLINS, Jake, vs WKU (Oct 15, 2015)
Long Punt	59	COLLINS, Jake, vs WKU (Oct 15, 2015)
Punts inside 20	4	Daniel, T., at Tennessee (Nov 14, 2015)
Long Punt Return	38	King, Desmond, at IOWA (Sep 26, 2015)
Long Kickoff Return	89	SCOTT, Boston, at Louisiana Tech (Nov 07, 2015)
Tackles	12	GANT, Kendall, at Marshall (Oct 24, 2015)
Sacks	2.0	POOLE, Ja'Boree, at Southern Miss (Oct 03, 2015)
	2.0	Sadat Sulleyman, vs Portland St. (Oct 10, 2015)
	2.0	Neill, vs UTSA (Oct 31, 2015)
Tackles For Loss	4.0	Neill, vs UTSA (Oct 31, 2015)
Interceptions	1	JOHNSON, David, at SMU (Sep 12, 2015)
	1	RICHARDSON, H., at SMU (Sep 12, 2015)
	1	ESPINOSA, Zach, vs RICE (Sep 19, 2015)
	1	Bower, Bo, at IOWA (Sep 26, 2015)
	1	Jewell, Josey, at IOWA (Sep 26, 2015)
	1	ARMSTRONG, C., at Southern Miss (Oct 03, 2015)
	1	WARD, Marcus, vs WKU (Oct 15, 2015)
	1	MCKELVEY, Evan, at Marshall (Oct 24, 2015)
	1	BRICE, Kentrell, at Louisiana Tech (Nov 07, 2015)
	1	BYARD, Kevin, at Middle Tennessee (Nov 21, 2015)
	1	SMITH, Dashone, vs UTEP (Nov 28, 2015)

OPPONENT TEAM GAME HIGHS

Rushes	53	at SMU (Sep 12, 2015)
Yards Rushing	368	vs Portland St. (Oct 10, 2015)
Yards Per Rush	7.8	vs Portland St. (Oct 10, 2015)
TD Rushes	7	at Louisiana Tech (Nov 07, 2015)
Pass attempts	43	vs WKU (Oct 15, 2015)
Pass completions	31	vs WKU (Oct 15, 2015)
Yards Passing	400	vs WKU (Oct 15, 2015)
Yards Per Pass	13.7	vs Portland St. (Oct 10, 2015)
TD Passes	4	at Southern Miss (Oct 03, 2015)
	4	vs WKU (Oct 15, 2015)
Total Plays	91	vs UTSA (Oct 31, 2015)
Total Offense	683	vs WKU (Oct 15, 2015)
Yards Per Play	9.7	vs Portland St. (Oct 10, 2015)
Points	66	vs Portland St. (Oct 10, 2015)
Sacks By	5	at Southern Miss (Oct 03, 2015)
First Downs	35	vs WKU (Oct 15, 2015)
Penalties	8	at Southern Miss (Oct 03, 2015)
Penalty Yards	87	at Southern Miss (Oct 03, 2015)
Turnovers	5	vs UTEP (Nov 28, 2015)
Interceptions By	2	at SMU (Sep 12, 2015)
	2	at IOWA (Sep 26, 2015)
Punts	7	vs UTEP (Nov 28, 2015)
Punting Avg	50.5	vs WKU (Oct 15, 2015)
Long Punt	59	vs WKU (Oct 15, 2015)
Punts inside 20	4	at Tennessee (Nov 14, 2015)
Long Punt Return	38	at IOWA (Sep 26, 2015)



IN REVIEW

↳ individual all-purpose yards

ALL-PURPOSE YARDS	Total	SMU	RICE	IOWA	USM	PSU	WKU	MARSHA	UTSA	LATECH	UT	MT	UTEP
WILSON, Jeffrey	1180	DNP	DNP	98	136	168	153	147	139	96	59	108	76
HARRIS, Carlos	748	52	193	52	139	57	37	10	72	74	20	23	19
SMITH, DaMarcus	427	DNP	DNP	5	7	23	122	16	137	45	-6	36	42
KIDSY, Darwin	401	30	77	6	20	54	91	44	5	21	-	53	DNP
JOHNSON, Tre	391	-	-	DNP	DNP	-	-	12	34	168	24	53	100
BRADLEY, D.	330	21	33	46	66	-	95	45	24	DNP	DNP	DNP	DNP
IVERY, Willy	298	DNP	47	39	48	3	-	41	5	12	44	59	-
JIMMERSON, A.	284	42	94	65	16	5	12	-2	DNP	DNP	3	31	18
SMILEY, Turner	280	67	DNP	26	56	-	19	25	11	45	21	10	-
SMITH, Marcus	278	18	27	22	-	39	38	23	-	37	46	8	20
LOVING, Chris	148	22	67	37	DNP	-	-	-	4	13	-	5	-
GOREE, Tee	118	-11	-	16	DNP	5	29	17	-	6	-	28	28
TUCKER, Andrew	79	50	-	7	DNP	18	-	-	-	-	4	-	-
EZZARD, A.J.	68	7	8	DNP	DNP	13	DNP	16	DNP	-2	DNP	26	DNP
GRAY, James	65	-	-	-	-	-	-	-	21	30	13	-	1
THOMPSON, T.	64	-	16	-	-	-	-	-	-	42	-	-	6
SCOTT, Fred	17	-	-	-	-	-	17	-	-	-	-	-	-
RUTHERFORD, O.	17	DNP	-	-	3	DNP	5	-	-	DNP	9	DNP	-
ROLLINS, Rex	11	11	DNP	DNP	DNP	DNP	DNP	DNP	DNP	DNP	DNP	DNP	DNP
WHITFIELD, Zac	6	-	-	-	-	-	6	-	-	-	-	-	-
MCCLAIN, K.	5	-	-	-	-	-	-	-	-	-	-	5	-
ROBERTS, J.	4	-	-	-	-	-	-	-	-	4	-	-	-
LYNN, Jarrod	2	-	-	-	DNP	1	-	-	-	1	-	-	-
GREER, Josh	-7	DNP	DNP	-	DNP	-4	DNP	DNP	DNP	DNP	DNP	-3	-
MCNULTY, Andrew	-23	-9	26	-17	-25	-11	DNP	-	DNP	DNP	DNP	-	13
TEAM	-60	-6	-	-	-	-	-16	-	-2	-35	-1	-	-



↳ Team Comparisons

	Tm. Rushing		Tm. Passing		Tm. Total Offense		Tm. First Downs		Fumbles-Lost	
	(Att.-Yds.-TDs)		(Att.-Comp.-Yds.-Int.-TDs)							
	NT	Opp	NT	Opp	NT	Opp	NT	Opp	NT	Opp
at SMU	33-112-1	53-273-2	34-16-128-2-0	24-17-171-0-2	240	444	17	27	4-2	4-3
vs. Rice	27-175-1	51-189-2	35-19-303-1-2	39-29-373-0-3	478	562	20	28	3-2	0-0
at Iowa	45-183-0	43-210-5	43-17-173-2-1	22-19-278-0-2	356	488	22	23	1-1	2-2
at Southern Miss	49-185-1	33-248-3	32-14-201-1-1	36-27-325-0-4	386	573	26	24	0-0	0-0
vs. Portland State	31-76-0	46-368-6	41-16-122-0-1	22-13-302-0-3	198	670	13	27	0-0	1-1
vs. WKU	35-203-0	40-283-3	35-17-228-1-4	43-31-400-1-4	431	683	22	35	3-1	0-0
at Marshall	40-209-0	43-213-2	37-15-128-1-1	34-19-189-0-1	337	402	22	21	0-0	0-0
vs. UTSA	38-267-3	50-230-2	22-11-104-0-0	41-27-245-0-1	371	475	20	31	2-1	2-1
at Louisiana Tech	36-82-0	36-274-7	45-25-234-1-2	26-17-296-1-0	316	573	20	25	4-3	3-2
at Tennessee	32-92-0	48-237-3	26-13-107-0-0	28-18-172-1-0	199	409	14	24	2-0	1-0
at MTSU	39-191-1	39-165-2	28-17-133-1-0	41-30-329-0-3	324	494	18	30	3-2	1-1
vs. UTEP	31-129-0	48-187-1	29-10-76-1-0	16-8-69-0-1	205	256	10	15	2-1	6-5

Individual Rushing (Att.-Yds.-TD)

	Wilson	D. Smith	Ivery
at SMU	---	---	---
vs. Rice	---	---	5-47-0
at Iowa	15-75-0	1-5-0	6-39-0
at Southern Miss	22-136-0	6-7-0	6-48-1
vs. Portland State	9-49-0	2-23	4-0-0
vs. WKU	13-91-0	16-122	0-0-0
at Marshall	17-138-0	14-16	6-41-0
vs. UTSA	22-127-1	14-137-1	1-5-1
at Louisiana Tech	16-67-0	14-45	4-7-0
at Tennessee	14-52-0	11-(6)	4-44-0
at MTSU	12-39-0	7-36	7-59-0
UTEP	15-56-0	7-42	1-0-0

Individual Passing (Att.-Comp.-Yds.-Int.-TD)

	D. Smith	McNulty	Greer
at SMU	---	34-16-128-2-0	---
vs. Rice	---	35-19-303-1-2	---
at Iowa	1-0-0-0-0	36-14-137-1-0	5-2-30-1-0
at Southern Miss	11-3-70-1-0	21-11-131-0-1	---
vs. Portland State	6-3-35-0-1	25-10-57-0-0	10-3-30-0-0
vs. WKU	35-17-228-1-4	---	---
at Marshall	37-15-128-1-1	0-0-0-0-0	---
vs. UTSA	22-11-104-0-0	---	---
at Louisiana Tech	45-25-234-1-2	---	---
at Tennessee	25-12-103-0-0	---	---
at MTSU	17-10-80-1-0	4-4-16-0-0	7-3-37-0-0
UTEP	13-3-28-0-0	15-7-48-0-0	1-0-0-1-0

Individual Receiving (Rec.-Yds.-TD)

	Harris	M. Smith	Smiley	Kidsy	Goree	Loving
at SMU	5-40-0	0-0-0	3-42-0	1-12-0	1(-11)-0	2-22-0
vs. Rice	8-193-2	3-31-0	---	0-0-0	0-0-0	5-67-0
at Iowa	5-43-0	3-23-0	2-26-0	1-6-0	2-16-0	3-37-1
at Southern Miss	9-136-1	1-25-0	3-56-0	1-6-0	---	---
vs. Portland State	9-57-1	2-13-0	0-0-0	0-0-0	1-5-0	0-0-0
vs. WKU	4-43-2	3-42-0	2-19-0	3-93-1	2-29-1	0-0-0
at Marshall	2-10-0	0-0-0	3-25-0	4-44-1	1-17-0	0-0-0
vs. UTSA	6-72-0	1-4-0	2-11-0	1-5-0	0-0-0	1-4-0
at Louisiana Tech	5-74-1	0-0-0	5-45-1	2-21-0	1-6-0	1-13-0
at Tennessee	2-20-0	0-0-0	3-21-0	0-0-0	0-0-0	0-0-0
at MTSU	3-20-0	1-8-0	2-10-0	4-53-0	4-28-0	1-5-0
UTEP	3-19-0	1-2-0	0-0-0	---	3-28-0	0-0-0



IN REVIEW

↳ starting lineups

↳ Offense

Game	LT	LG	C	RG	RT	WR	WR	WR	TE	RB	QB
at SMU	Banogu	Rice	Kirby	Thompson	Miles	Smiley	Goree	Kidsy	M. Smith	Tucker	McNulty
vs. Rice	Murray	Rice	Kirby	Thompson	Miles	T. Thompson	Goree	Harris	M. Smith	Jimmerson	McNulty
at Iowa	Banogu	Rice	Kirby	Thompson	Miles	Smiley	Goree	Harris	M. Smith	Jimmerson	McNulty
at Southern Miss	Banogu	Rice	Kirby	Thompson	Miles	Smiley	T. Thompson	Harris	M. Smith	Wilson	McNulty
Portland State	Banogu	Rice	Kirby	Thompson	Miles	Smiley	Goree	Harris	M. Smith	Wilson	McNulty
WKU	Banogu	Rice	Kirby	Thompson	Miles	Smiley	T. Thompson	Harris	M. Smith	Wilson	D. Smith
at Marshall	Banogu	Rice	Kirby	Thompson	Miles	Smiley	T. Thompson	Harris	M. Smith	Goree (WR)	D. Smith
UTSA	Banogu	Rice	Kirby	Thompson	Miles	Smiley	T. Thompson	Harris	M. Smith	Wilson	D. Smith
at Louisiana Tech	Banogu	Rice	Kirby	Thompson	Miles	Goree	T. Thompson	Kidsy	M. Smith	Wilson	D. Smith
at Tennessee	Banogu	Rice	Kirby	Thompson	Miles	Smiley	Goree	Harris	M. Smith	Wilson	D. Smith
at Middle Tennessee	Banogu	Rice	Barr	Thompson	Miles	Smiley	Goree	Harris	M. Smith	Wilson	D. Smith
UTEP	Murray	Rice	Barr	Thompson	Miles	Goree	T. Thompson	Harris	M. Smith	Wilson	McNulty

↳ Defense

Game	DE	DT	DT	DE	LOLB	MLB	ROLB	CB	CB	FS	SS
at SMU	Roberts	S. Wallace	Orr	Dilonga	Garner	Bean	Scott	Whitfield	Davis	McClain	Gray
vs. Rice	Roberts	S. Wallace	Orr	Dilonga	Garner	Bean	Scott	Whitfield	Davis	McClain	Gray
at Iowa	Roberts	S. Wallace	Orr	Flusche	Garner	A. Wallace	Scott	Whitfield	Davis	McClain	Gray
at Southern Miss	Roberts	Young	Orr	Flusche	Garner	A. Wallace	Scott	Whitfield	Davis	McClain	Gray
Portland State	Roberts	S. Wallace	Orr	Flusche	Garner	A. Wallace	Scott	Whitfield	Davis	McClain	Gray
WKU	Roberts	S. Wallace	Orr	Flusche	Marshall	A. Wallace	Scott	Brooks	Preston	McClain	Gray
at Marshall	Roberts	S. Wallace	Orr	Combs	Marshall	A. Wallace	Scott	Brooks	Davis	McClain	Gray
UTSA	Roberts	S. Wallace	Orr	Dilonga	Whitfield	A. Wallace	Scott	Brooks	Davis	McClain	Gray
at Louisiana Tech	Roberts	S. Wallace	Orr	Combs	Minor	A. Wallace	Scott	Brooks	Davis	McClain	Gray
at Tennessee	Roberts	S. Wallace	Young	Dilonga	Whitfield	A. Wallace	Scott	Brooks	Davis	Dash	Gray
at Middle Tennessee	Roberts	S. Wallace	Orr	Dilonga	Preston	A. Wallace	Scott	Brooks	Davis	McClain	Gray
UTEP	Polk	S. Wallace	Orr	Dilonga	Minor	A. Wallace	Scott	Brooks	Davis	McClain	Gray



↳ North Texas Individual Leaders By Game

Game	Rushing (att-yds-td)	Passing (att-comp-yds-td)	Receiving (rec-yds-td)	Tackles
at SMU	Tucker (10-50-0)	McNulty (34-16-128-0)	Harris (5-40-0)	Bean (10)
vs. Rice	Jimmerson (13-94-0)	McNulty (35-19-303-2)	Harris (8-193-2)	McClain (16)
at Iowa	Wilson (15-75-0)	McNulty (36-14-137-0)	Harris (5-43-0)	Gray (11)
at Southern Miss	Wilson (22-136-0)	McNulty (21-11-131-1)	Harris (9-136-1)	Gray (7)
vs. Portland State	Wilson (9-49-0)	McNulty (25-10-57-0)	Harris (9-57-1)	Gray (10)
vs. WKU	Smith (16-122-0)	Smith (35-17-228-4)	Kidsy (3-93-1)	Wallace (13)
at Marshall	Wilson (17-138-0)	Smith (37-15-128-1)	Kidsy (4-44-1)	McClain (14)
vs. UTSA	Smith (14-137-1)	Smith (22-11-104-0)	Harris (6-72-0)	Three Players (11)
at Louisiana Tech	Wilson (16-67-0)	Smith (45-25-234-2)	Harris (5-74-1)	Scott (9)
at Tennessee	Wilson (14-52-0)	Smith (25-12-103-0)	M. Smith (5-46-0)	Wallace (11)
at MTSU	Ivery (7-59-0)	Smith (17-10-80-0)	Kidsy (4-53-0)	Gray (11)
vs. UTEP	Wilson (15-56-0)	McNulty (15-7-48-0)	Goree (3-28-0)	McClain (14)

↳ Opponent Individual Leaders By Game

Game	Rushing (att-yds-td)	Passing (att-comp-yds-td)	Receiving (rec-yds-td)	Tackles
at SMU	Davis (17-125-2)	Davis (24-17-171-2)	Sutton (5-65-1)	Wood/Lawler (6)
vs. Rice	Davis (21-102-0)	Jackson (39-29-373-3)	Parks (8-163-2)	Ibe (9)
at Iowa	Canzeri (22-115-4)	Beathard (21-18-278-2)	Smith (4-115-1)	Fisher/Jewell (9)
at Southern Miss	Hayes (16-86-1)	Mullens (36-27-325-4)	Thomas (7-155-3)	Four Players (7)
vs. Portland State	Jones (9-134-2)	Kuresa (19-11-269-3)	Adams (4-100-1)	Duronslet (7)
vs. WKU	Wales (21-193-2)	Doughty (37-26-350-4)	Taylor (7-134-2)	Roush (6)
at Marshall	Foster (17-105-1)	Litton (34-19-189-1)	Reaves (6-68-0)	Gant (12)
vs. UTSA	Sturm (21-73-0)	Sturm (41-27-245-1)	Thomas Jr. (9-75-0)	Wheeler (10)
at Louisiana Tech	Dixon (22-195-6)	Driskel (26-17-296-0)	Henderson (5-162-0)	Fitte (8)
at Tennessee	Kamara (15-127-2)	Dobbs (23-15-136-0)	Malone (4-38-0)	Kirkland Jr. (8)
at MTSU	Parker (11-55-1)	Stockstill (38-27-322-3)	James (11-98-0)	Wafford (9)
vs. UTEP	Johnson (16-75-1)	Johnson (11-4-43-1)	Redix (3-42-1)	Brown (7)



IN REVIEW

↳ box scores

Game 1

September 12, 2015

Dallas, Texas

SMU 31 North Texas 13

↳ Team Statistics

	NT	SMU
First Downs	17	27
Rushes-Yards	33-112	53-273
Passing-Yards	128	171
Comp-Att-Int	16-34-2	17-24-0
Total Plays-Yards	67-240	77-444
Punts-Yards	5-207	2-79
Fumbles/Lost	4-2	4-3
Penalties	7-73	6-50
3rd Down Conv.	6-for-16	9-for-15
Time of Possession	24:10	35:50

↳ Individual Statistics

RUSHING - North Texas - Tucker 10-50. SMU - Davis 17-125

PASSING - North Texas - McNulty - 16-34-128-2. SMU - Davis - 17-24-171-0

RECEIVING North Texas - Harris 5-40. SMU- Sutton 5-65.

↳ Score By Quarters

	1	2	3	4	Score
North Texas	3	3	7	0	13
SMU	7	0	3	21	31

↳ Scoring Summary

NT - Moore 25 yd FG, 11:00, 1st

SMU - Sutton 27 yd pass from Davis (Hedlund kick), 8:11, 1st

NT - Moore 25 yd FG, 8:00, 2nd

SMU - Hedlund 27 yd FG, 5:09, 3rd

NT - Jimmerson 25 yd run (Moore kick), 2:04 3rd

SMU - Gaines 8 yd pass from Davis (Hedlund kick), 14:15, 4th

SMU - Davis 50 yd run (Hedlund kick), 9:21 4th

SMU - Davis 14 yd run (Hedlund kick), 2:59 4th

Game 2

September 19, 2015

Denton, Texas

Rice 38 North Texas 24

↳ Team Statistics

	Rice	NT
First Downs	28	20
Rushes-Yards	51-189	27-175
Passing-Yards	373	303
Comp-Att-Int	29-39-0	19-35-1
Total Plays-Yards	90-562	62-478
Punts-Yards	3-122	2-69
Fumbles/Lost	0-0	3-2
Penalties	7-60	4-45
3rd Down Conv.	12-for-19	8-for-13
Time of Possession	41:50	18:10

↳ Individual Statistics

RUSHING - Rice - Davis 21-102. North Texas - Jimmerson 13-95.

PASSING - Rice - Jackson-29-39-373-0. North Texas - McNulty - 19-35-303-1

RECEIVING Rice - Parks 8-163. North Texas - Harris 8-193

↳ Score By Quarters

	1	2	3	4	Score
Rice	0	17	21	0	38
North Texas	3	7	7	7	24

↳ Scoring Summary

NT - Moore 23 yd FG, 2:18, 1st

Rice - Parks 13 yd pass from Jackson (Fox kick), 11:35, 2nd

NT - Harris 33 yd pass from McNulty (Moore kick), 9:59, 2nd

Rice - Wright 30 yd pass from Jackson (Fox kick), 7:41, 2nd

Rice - Fox 20 yd FG, 0:00, 2nd

Rice - Stewart 5 yd run (Fox kick), 11:33, 3rd

Rice - Turner 5 yd run (Fox kick), 6:55, 3rd

Rice - Parks 8 yd pass from Jackson (Fox kick), 2:01, 3rd

NT - Ezzard 5 yd run (Moore kick), 0:00, 3rd

NT - Harris 93 yd pass from McNulty (Moore Kick), 7:42, 4th



Game 3

September 26, 2015

Iowa City, Iowa

Iowa 62 North Texas 16

↳ Team Statistics

	NT	Iowa
First Downs	22	23
Rushes-Yards	45-183	43-210
Passing-Yards	173	278
Comp-Att-Int	17-43-2	19-22-0
Total Plays-Yards	88-356	65-488
Punts-Yards	8-379	3-126
Fumbles/Lost	1-1	2-2
Penalties	8-62	4-24
3rd Down Conv.	7-for-21	6-for-9
Time of Possession	28:15	31:45

↳ Individual Statistics

RUSHING - North Texas - Wilson 15-75. **Iowa** - Canzari 22-115.
PASSING - North Texas - McNulty - 14-36-137-1. **Iowa** - Beathard 18-21-278-0
RECEIVING North Texas - Harris 5-43. **Iowa** - Smith 4-115

↳ Score By Quarters

	1	2	3	4	Score
North Texas	0	13	3	0	16
Iowa	14	21	13	14	62

↳ Scoring Summary

Iowa - Canzeri 16 yd run (Koehn kick), 1st, 11:36
 Iowa - Canzeri 10 yd run (Koehn kick), 1st, 5:56
 NT - Moore 38 yd FG, 2nd, 13:17
 Iowa - Kittle 43 yd pass from Beathard, (Koehn kick) 2nd, 12:20
 Iowa - Smith 81 yd pass from Beathard (Koehn kick), 2nd, 10:47
 NT - Moore 38 yd FG, 2nd, 7:54
 NT - Loving 6 yd pass from Harris (Moore kick), 2nd, 7:33
 Iowa - Canzeri 3 yd run (Koehn kick), 2nd, 1:56
 NT - Moorre 31 yd FG, 3rd, 10:48
 Iowa - Canzeri 1 yd run (Koehn kick), 0:45, 3rd
 Iowa - Jewell 34 yd INT return (Koehn kick failed), 0:15, 3rd
 Iowa - Wadley 2 yd run (Recinos kick), 6:35, 4th
 Iowa - Bower 88 yd INT return (Recinos kick), 2:47, 4th

Game 4

October 3, 2015

Hattiesburg, Mississippi

Southern Miss 49 North Texas 14

↳ Team Statistics

	NT	Southern Miss
First Downs	26	24
Rushes-Yards	49-185	33-248
Passing-Yards	201	325
Comp-Att-Int	14-32-1	27-36-0
Total Plays-Yards	81-386	69-573
Punts-Yards	6-266	4-188
Fumbles/Lost	0-0	0-0
Penalties	5-40	8-87
3rd Down Conv.	5-for-17	6-for-11
Time of Possession	29:51	30:09

↳ Individual Statistics

RUSHING - North Texas - Wilson 22-136. **Southern Miss** - Hayes 16-86, Smith 9-84
PASSING - North Texas - McNulty 11-21-131-0. **Southern Miss** - Mullens 27-36-325-0
RECEIVING North Texas - Harris 9-136 **Southern Miss** - Thomas 7-155

↳ Score By Quarters

	1	2	3	4	Score
North Texas	0	0	0	14	14
Southern Miss	7	14	14	14	49

↳ Scoring Summary

USM - Thomas 5 yd pass from Mullens (Shaunfield kick), 1st, 1:58
 USM - Martin 3 yd pass from Mullens (Shaunfield kick), 2nd, 8:30
 USM - Mullens 4 yd run (Shaunfield kick), 2nd, 5:46
 USM - Thomas 5 yd pass from Mullens (Shaunfield kick), 3rd, 8:55
 USM - Thomas 62 yd pass from Mullens (Shaunfield kick), 3rd, 6:35
 NT - Harris 23 yd pass from McNulty (Moore kick), 4th, 14:45
 USM - Smith 4 yd run (Shaunfield kick), 4th, 9:58
 USM - Hayes 2 yd run (Shaunfield kick), 4th, 6:35
 NT - Ivery 3 yd run (Moore kick), 4th, 4:03



IN REVIEW

↳ box scores

Game 5

October 10, 2015

Denton, Texas

Portland State 66 North Texas 7

Game 6

October 15, 2015

Denton, Texas

Western Kentucky 55 North Texas 28

↳ Team Statistics

	PSU	NT
First Downs	27	13
Rushes-Yards	47-368	31-76
Passing-Yards	302	122
Comp-Att-Int	13-22-0	16-41-0
Total Plays-Yards	69-670	72-198
Punts-Yards	5-191	11-474
Fumbles/Lost	0-0	1-1
Penalties	5-65	8-74
3rd Down Conv.	6-for-12	3-for-18
Time of Possession	33:37	26:23

↳ Individual Statistics

RUSHING - PSU - Jones 9-134, Long 14-78. **North Texas** - Wilson 9-49.

PASSING - PSU - Kuresa -11-19-269-0. **North Texas** - McNulty - 10-25-57-0

RECEIVING PSU - Adams 4-100. **North Texas** - Harris 9-57

↳ Score By Quarters

	1	2	3	4	Score
Portland State	14	31	14	7	66
North Texas	0	0	0	7	7

↳ Scoring Summary

PSU - Adams 34 yd pass from Kuresa (Gonzales kick), 1st, 7:30
 PSU - Tago 15 yd run (Gonzales kick), 1st, 2:50
 PSU - Tago 1 yd run (Gonzales kick), 2nd, 14:23
 PSU - Jones 70 yd run (Gonzales kick), 2nd, 13:16
 PSU - Carter 56 yd pass from Kuresa (Gonzales kick), 2nd, 8:06
 PSU - Jones 7 yd run (Gonzales kick), 2nd, 2:50
 PSU - Gonzales 46 yd FG, 2nd, 0:27
 PSU - Jones 60 yd pass from Kuresa (Gonzales kick), 3rd 14:13
 PSU - Long 1 yd run (Gonzales kick), 3rd, 1:21
 PSU - Thompson 68 yd run (Gonzales kick), 4th, 12:27
 NT - Harris 9 yd pass from Smith, 1:02, 4th

↳ Team Statistics

	WKU	NT
First Downs	35	22
Rushes-Yards	40-283	35-203
Passing-Yards	400	228
Comp-Att-Int	31-43-1	17-35-1
Total Plays-Yards	83-683	70-431
Punts-Yards	2-101	7-274
Fumbles/Lost	0-0	3-1
Penalties	7-55	5-37
3rd Down Conv.	9-for-14	5-for-13
Time of Possession	33:54	26:06

↳ Individual Statistics

RUSHING - WKU - Wales 21-193. **North Texas** - Smith 16-122

PASSING - WKU - Doughty 26-37-350-1. **North Texas** - Smith - 17-35-228-1.

RECEIVING WKU - Taylor 7-134. **North Texas** - Harris 4-43.

↳ Score By Quarters

	1	2	3	4	Score
Western Kentucky	14	20	14	7	55
North Texas	0	14	0	14	28

↳ Scoring Summary

WKU - Wales 5 yd pass from Doughty (Schwettman kick), 1st, 10:12
 WKU - Dangerfield 2 yd pass from Doughty (Schwettman kick), 1st, 6:01
 NT - Goree 20 yd pass from Smith (Moore kick), 2nd, 11:04
 WKU - Schwettman 25 yd FG, 2nd, 6:48
 WKU - Schwettman 43 yd FG, 2nd, 4:28
 WKU - Taylor 56 yd pass from Doughty (Schwettman kick), 2nd, 4:10
 WKU - Taylor 31 yd pass from Doughty (Schwettman kick), 2nd, 0:52
 NT - Kidsy 46 yd pass from Smith (Moore kick), 2nd, 0:00
 WKU - Wales 8 yd run (Schwettman kick), 3rd, 10:01
 WKU - Wales 1 yd run (Schwettman kick), 3rd, 3:44
 WKU - Warr 3 yd run (Schwettman kick), 4th, 10:23
 NT - Harris 4 yd pass from Smith (Moore kick), 4th, 5:34
 NT - Harris 14 yd pass from Smith (Moore kick), 4th, 0:29



Game 7

October 24, 2015

Huntington, West Virginia

Marshall 30 North Texas 13

Game 8

October 31, 2015

Denton, Texas

North Texas 30 UTSA 23

↳ Team Statistics

	NT	Marshall
First Downs	22	21
Rushes-Yards	40-209	43-213
Passing-Yards	128	189
Comp-Att-Int	15-37-1	19-34-0
Total Plays-Yards	77-337	77-402
Punts-Yards	7-298	4-164
Fumbles/Lost	0-0	0-0
Penalties	5-28	4-50
3rd Down Conv.	5-for-16	6-for-17
Time of Possession	25:03	34:57

↳ Individual Statistics

RUSHING - North Texas - Wilson 17-138. Marshall - Foster 17-105, Watson 17-83

PASSING - North Texas - Smith 15-37-128-1. Marshall - Litton 19-34-189-0.

RECEIVING - North Texas - Kidsy 4-44. Marshall - Reaves 6-68.

↳ Score By Quarters

	1	2	3	4	Score
North Texas	0	3	3	7	13
Marshall	17	7	3	3	30

↳ Scoring Summary

MARSH - Hunt 1 yd pass from Litton (Smith kick), 1st, 10:40

MARSH - Smith 34 yd FG, 1st, 4:54

MARSH - Watson 10 yd run (Smith kick), 1st, 1:18

MARSH - Foster 3 yd run (Smith kick), 2nd, 1:30

NT - Moore 37 yd FG, 2nd 0:00

MARSH - Smith 32 yd FG, 3rd, 11:34

NT - Moore 26 yd FG, 3rd, 6:00

MARSH - Smith 38 yd FG, 4th, 11:08

NT - Kidsy 22 yd pass from Smith (Moore kick), 4th, 1:09

↳ Team Statistics

	UTSA	NT
First Downs	31	20
Rushes-Yards	50-232	38-267
Passing-Yards	245	104
Comp-Att-Int	27-41-0	11-22-0
Total Plays-Yards	91-477	60-371
Punts-Yards	4-146	6-229
Fumbles/Lost	3-1	2-1
Penalties	7-72	8-80
3rd Down Conv.	9-for-17	4-for-10
Time of Possession	37:36	22:24

↳ Individual Statistics

RUSHING - UTSA - Sturm 21-78. NT - Smith 14-137, Wilson 22-127

PASSING - UTSA - Sturm -27-41-245-0. NT - Smith - 11-22-104-0

RECEIVING - UTSA - Thomas, Jr. 9-75. NT- Harris 6-72

↳ Score By Quarters

	1	2	3	4	Score
UTSA	7	3	7	6	23
North Texas	0	7	7	16	30

↳ Scoring Summary

UTSA - Williams 3 yd run (Portillo kick), 1st, 2:54

NT - Wilson 6 yd run (Moore kick), 2nd, 11:18

UTSA - Portillo 24 yd FG, 2nd, 1:00

NT - McClain 45 yd fumble return (Moore kick), 3rd, 5:58

UTSA - Clay 4 yd run Portillo kick, 2nd, 3:59

NT - Ivery 5 yd run (Moore kick), 4th, 13:55

UTSA - Steward 1 yd pass from Sturm (Portillo kick block), 4th, 9:30

NT - Davis PAT return, 4th, 9:30

NT - Smith 1 yd run (Moore kick), 4th, 7:51



IN REVIEW

↳ box scores

Game 9

November 7, 2015

Ruston, Louisiana

Louisiana Tech 56 North Texas 13

↳ Team Statistics

	NT	LATECH
First Downs	20	25
Rushes-Yards	36-82	36-274
Passing-Yards	234	299
Comp-Att-Int	25-45-1	18-27-1
Total Plays-Yards	81-316	63-573
Punts-Yards	5-187	1-46
Fumbles/Lost	4-3	2-2
Penalties	3-35	3-32
3rd Down Conv.	6-for-17	4-for-7
Time of Possession	32:53	27:07

↳ Individual Statistics

RUSHING - NT - Wilson 16-67. **LATECH** - Dixon 22-195

PASSING - NT - Smith 25-45-234-1. **LATECH** - Driskel 17-26-296-1.

RECEIVING NT - Harris 5-74. **LATECH** - Henderson 5-162

↳ Score By Quarters

	1	2	3	4	Score
North Texas	0	0	0	13	13
Louisiana Tech	21	7	14	14	56

↳ Scoring Summary

LATECH - Dixon 1 yd run (Barnes kick), 1st, 8:01
 LATECH - Abraham 26 yd fumble recovery (Barnes kick), 1st, 4:18
 LATECH - Dixon 7 yd run (Barnes kick), 1st, 3:01
 LATECH - Dixon 1 yd run (Barnes kick), 2nd, 2:25
 LATECH - Dixon 40 yd run, 3rd, 8:57
 LATECH - Dixon 14 yd run (Barnes kick), 3rd, 4:53
 LATECH - Dixon 3 yd run (Barnes kick), 4th, 13:41
 NT - Smiley 5 yd pass from Smith (Moore kick), 4th, 8:56
 NT - Harris 14 yd pass from Smith (Macek pass failed), 4th, 4:28
 LATECH - Martin 1 yd run (Barnes kick), 4th, 3:34

Game 10

November 14, 2015

Knoxville, Tennessee

Tennessee 24 North Texas 0

↳ Team Statistics

	NT	TENN
First Downs	14	24
Rushes-Yards	32-92	48-237
Passing-Yards	107	172
Comp-Att-Int	13-26-0	18-28-1
Total Plays-Yards	58-199	76-409
Punts-Yards	8-317	5-179
Fumbles/Lost	2-0	1-0
Penalties	5-35	2-10
3rd Down Conv.	2-for-12	7-for-16
Time of Possession	30:59	29:01

↳ Individual Statistics

RUSHING - North Texas - Wilson 14-52. **TENN** - Kamara 15-127

PASSING - North Texas - D. Smith 12-25-103-0. **TENN** - Dobbs - 15-23-136-1

RECEIVING North Texas - M. Smith 5-46.. **TENN**- Golden 3-50.

↳ Score By Quarters

	1	2	3	4	Score
North Texas	0	0	0	0	0
Tennessee	7	10	0	7	24

↳ Scoring Summary

TENN - Kamara 27 yd run (Medley kick), 1st, 13:51
 TENN - Hurd 1 yd run (Medley kick), 2nd, 14:57
 TENN - Medley 34 yd FG, 2nd, 2:41
 TENN - Kamara 15 yd run (Medley kick), 4th, 13:47



Game 11

November 21, 2015

Murfreesboro, Tennessee

Middle Tennessee 41 North Texas 7

Game 12

November 28, 2015

Denton, Texas

UTEP 20 North Texas 17

↳ Team Statistics

	NT	MT
First Downs	18	30
Rushes-Yards	39-191	39-165
Passing-Yards	133	329
Comp-Att-Int	17-28-1	30-41-1
Total Plays-Yards	67-324	80-494
Punts-Yards	3-143	1-42
Fumbles/Lost	3-2	1-1
Penalties	6-52	1-5
3rd Down Conv.	4-for-12	10-for-15
Time of Possession	28:48	31:12

↳ Individual Statistics

RUSHING - North Texas - Ivery 7-59. MT - Parker 11-55
PASSING - North Texas - Smith 10-17-80-1. MT - Stockstill 27-38-322-1.
RECEIVING - North Texas - Kidsy 4-53. MT - James 11-98.

↳ Score By Quarters

	1	2	3	4	Score
North Texas	0	7	0	0	7
Middle Tennessee	14	17	10	0	41

↳ Scoring Summary

MT - Grammar 19 yd run (Clark kick), 1st, 10:59
 MT - Collis 11 yd pass from Stockstill (Clark kick), 1st, 2:57
 MT - Frazier 12 yd pass from Stockstill (Clark kick), 2nd, 13:59
 NT - Smith 1 yd run (Moore kick), 2nd, 7:27
 MT - Batties 2 yd pass from Stockstill (Clark kick), 2nd, 3:32
 MT - Clark 35 yd FG, 2nd, 0:00
 MT - Clark 40 yd FG, 3rd, 8:09
 MT - Parker 3 yd run (Clark kick), 3rd, 0:58

↳ Team Statistics

	UTEP	NT
First Downs	15	10
Rushes-Yards	48-187	31-129
Passing-Yards	69	76
Comp-Att-Int	8-16-0	10-29-1
Total Plays-Yards	64-256	60-205
Punts-Yards	7-275	8-357
Fumbles/Lost	6-5	2-1
Penalties	2-20	10-120
3rd Down Conv.	4-for-16	4-for-16
Time of Possession	33:47	26:13

↳ Individual Statistics

RUSHING - UTEP - Johnson 16-75. North Texas - Wilson 15-56.
PASSING - UTEP - Johnson 4-11-43-0. North Texas - McNulty 7-15-48-0
RECEIVING - UTEP - Redix 3-42. North Texas - Goree 3-29.

↳ Score By Quarters

	1	2	3	4	Score
UTEP	0	0	13	7	20
North Texas	3	0	14	0	17

↳ Scoring Summary

NT - Moore 28 yd FG, 1st, 2:18
 UTEP - Johnson 5 yd run (Mattox kick failed), 3rd, 10:37
 NT - Johnson 53 yd punt return (Moore kick), 3rd, 7:23
 UTEP - Smith 65 yd INT return (Mattox kick), 3rd, 5:32
 NT - Finney 13 yd fumble return (Moore kick), 3rd, 2:48
 UTEP - Redix 32 yd pass from Johnson (Mattox kick), 4th, 7:51



↳ 2014 Heart of Dallas Bowl

January 1, 2014
North Texas 36
UNLV 14

DALLAS - For the first time in eleven years and the first time on New Year's Day in program history, the North Texas football team is a bowl champion.

In a game that epitomized the 2013-14 North Texas season, the Mean Green fell behind early but showed its boundless resiliency, methodically taking control of the game, battering the UNLV offense into submission, getting an efficient performance from senior quarterback Derek Thompson, and scoring a Heart of Dallas bowl-record 22 fourth-quarter points to roll to a 36-14 victory at the Cotton Bowl.

"Really proud of my football team," North Texas coach Dan McCarney said. "I dreamed of day these seniors could go to a bowl game and win a bowl game."

Thompson completed 21-of-30 passes for 256 yards and two touchdowns and no interceptions, and earned the game's Most Valuable Player award, while Breelan Chancellor scored two touchdowns on reverses, both in the fourth-quarter assault that sealed the win.

"We knew if we picked up the tempo that we could do some things and move the football," Thompson said. "We just made plays. I wasn't anything special that we did. We just executed. The defense did the rest."

There were a number of negative streaks facing the Mean Green coming into the game. North Texas had never won on New Year's Day (0-1), had never won at the Cotton Bowl (0-3) and had never beaten UNLV (0-4), and the Rebels had never lost a bowl game (3-0). But before a crowd of 38,380 - almost entirely outfitted in North Texas green - the Mean Green put all those streaks to rest.

Early on, however, UNLV's read-option offense sorely tested the Mean Green defense. The Rebels came into the game averaging 31 points and 423 yards a game, and backed up those stats on their opening drive with a 95-yard scoring march for a 7-0 lead.

But the North Texas defense adjusted quickly and reined in the Rebel attack. A pair of big losses - on a tackle by Will Wright and a sack by James Jones - marked the beginning of a relentless, merciless pounding of UNLV quarterback Caleb Herring.

"I was telling the guys to settle in," said senior linebacker Zach Orr, who led North Texas with nine sacks and had two and a half sacks. "It was the first time we had played a football game in over a month, and I felt like that first drive we were kind of playing on our heels and not playing our great defense. It just really did bounce back after that drive, and we pretty much shut them out the rest of the game."

North Texas sacked Herring five times and hit him countless other times, forcing errant throws. North Texas also broke up six passes. After completing his first nine passes, Herring completed just six of his next 24 throws and was intercepted for just the fifth time this season when Kenny Buyers came up with his third interception.

It took longer for the North Texas offense to get going, as the Mean Green struggled to find consistency in the first half. A 43-yard run by Brandin Byrd on the game-opening drive was called back by a penalty, and from that point on the offense sputtered, converting just one of six third downs in the first half.

The Mean Green, however, got a break late in the opening period that got them even on the scoreboard. A punt to UNLV was jarred loose from Rebel return man Keith Whitely when one of his own blockers crashed into him as he was fielding the kick. Zed Evans recovered the fumble for North Texas at the UNLV 42.

Wide receivers Chancellor and Carlos Harris then sparked the offense and moved the Mean Green to the UNLV three with three reverses, something North Texas practiced again and again in the lead-up to the game. Antoine Jimmerson scored from a yard out to tie the game.

With the game tied 7-7 at halftime, North Texas took complete control in the second half. UNLV had 192 yards of total offense in the first half, but just 20 in the third quarter and 50 in the fourth period, while the Mean Green offense found its legs.

The Mean Green took the lead for the first time on its first drive of the second half, a march capped by a Thompson-to-Drew Miller seven-yard touchdown pass and a 14-7 lead.

Chancellor, who had 181 all-purpose yards to shatter the North Texas career and single-season records, scored on a three-yard run, then Thompson dropped a perfect pass into Darnell Smith for a 34-yard score and a commanding 28-7 lead. Chancellor finished the North Texas scoring with another wide-receiver reverse, this one from 15 yards out.

↳ Score By Quarters

	1	2	3	4	Score
UNLV	7	0	0	7	14
North Texas	7	0	7	22	36

↳ Scoring Summary

- UNLV - Sullivan 9 yd catch, 3:00, 1st
- NT - Jimmerson 1 yd run, 3:55, 1st
- NT - Miller 7 yd catch, 5:11, 3rd
- NT - Chancellor 3 yd run, 4:44, 4th
- NT - Smith 34 yd catch, 5:31, 4th
- UNLV - Rice Jr. 13 yd catch, 1:54, 4th
- NT - Chancellor 15 yd run, 1:39, 4th



↳ 2004 Wyndham New Orleans Bowl

December 14, 2004
Southern Miss 31
North Texas 10

NEW ORLEANS, La - Southern Miss quarterback Dustin Almond passed for 247 yards and all-America linebacker Michael Boley returned an interception for a touchdown in a 31-10 win over North Texas in the Wyndham New Orleans Bowl.

The North Texas offense was held to 78 yards rushing and 156 yards passing. Quarterback Scott Hall was sacked a season-high five times and was intercepted twice after having just two total interceptions in 11 regular-season games.

North Texas' standout freshman running back Jamario Thomas was held to 92 yards rushing, his lowest total since a Sept. 25 loss at Baylor. He finished his freshman campaign with 1,801 yards, the third-most by a freshman in NCAA history.

Sophomore Johnny Quinn led the team in receptions with eight, including an 11-yard touchdown pass to end the game. Quinn's fumble after a punt return led to the Golden Eagles' final score with two minutes to play in the game.

The Golden Eagles' offense scored only seven points in the second half despite putting up 173 yards of total offense. Darren McCaleb missed two field goals in the third quarter from distances of 33 and 42 yards.

North Texas won the turnover battle, 2-0, in the first half but was only able to convert on one of those opportunities. Senior Andy Blount recovered a fumble by kickoff returnman John Eubanks at NT's 19-yard line, which led to a Nick Bazaldua field goal from 24 yards.

It was the fourth straight trip to the New Orleans Bowl for North Texas after it completed a perfect 7-0 record in the Sun Belt Conference.

Score by Quarters	1	2	3	4	Score
Southern Miss	14	3	0	14	31
North Texas	0	3	0	7	10

Scoring Summary:

USM - Graves 37 pass from Dustin Almond;
 USM - Dustin Almond 1 run; NT - Nick Bazaldua 24 FG; USM - Darren McCaleb 45 FG; USM - Michael Boley 62 Int; USM - Moore 1 run; NT - Johnny Quinn 11 pass from Scott Hall

↳ 2003 New Orleans Bowl

December 16, 2003
Memphis 27
North Texas 17

NEW ORLEANS, La. -- North Texas' bid to win its second straight New Orleans Bowl fell short with a 27-17 loss to Memphis at the Superdome.

With the loss, North Texas' win streak was snapped at eight games and its overall bowl record dropped to 2-4.

The Mean Green took the game's opening kickoff and marched 51 yards before settling for a 47-yard field goal to begin the scoring in the opening quarter.

Memphis responded with a 66-yard touchdown drive to take a lead it would never relinquish with 6:57 to play in the first quarter. The Tigers added another touchdown and a field goal in the second quarter to take a 17-3 halftime lead.

North Texas cut the lead to seven twice in the second half, both on touchdown runs by Sun Belt Conference Offensive Player of the Year Patrick Cobbs. Cobbs broke a 35-yard touchdown late in the third quarter to cut the lead to 17-10, but Memphis came back with a touchdown of its own in the fourth quarter to seal the victory.

Cobbs led all rushers with 110 yards and two touchdowns and secured his place as the nation's leading rusher and nation's leading scorer. It was Cobbs' ninth straight game with over 100 yards rushing.

North Texas also held Memphis to just 88 yards rushing, which was the Tiger's lowest output of the season and the eighth Mean Green opponent held below the century mark of the year.

Score by Quarters	1	2	3	4	Score
Memphis	7	10	0	10	27
North Texas	3	0	7	7	17

Scoring Summary:

NT - Nick Bazaldua 46 FG; MEM - Danny Wimprine 7 run; MEM - Chris Kelley 10 pass from Danny Wimprine; MEM - Stephen Gostkowski 21 FG; NT - Patrick Cobbs 35 run; MEM - LaKendus Cole 5 run; NT - Patrick Cobbs 2 run; MEM - Stephen Gostkowski 32 FG

↳ 2002 New Orleans Bowl

December 17, 2002
North Texas 24
Cincinnati 19

NEW ORLEANS, La. -- Five different Mean Green players came up with interceptions and running back Kevin Galbreath rushed for 130 yards and a touchdown to earn MVP honors as North Texas battled past Cincinnati, 24-19, on Tuesday to capture the second annual New Orleans Bowl.

In winning the school's first bowl game since 1946, North Texas broke out to a 24-7 third-quarter lead before holding off a fourth-quarter comeback effort by the Conference USA champion Bearcats.

North Texas got outstanding efforts in all phases of the game. The defense came up with a season-best five interceptions while the offense rode the legs of Galbreath for his eighth 100-yard rushing performance of the season.

And on special teams, Ja'Mel Branch set up a touchdown with a 36-yard kickoff return, Patrick Cobbs had a 50-yard kickoff return and punter Brad Kadlubar nailed five of seven punts inside the 20-yard line.

Junior defensive back Jeremy Pearl highlighted the Mean Green's defensive play, returning his first career interception 27 yards for a touchdown in the second quarter that gave North Texas the lead for good.

Also pulling down interceptions for the Mean Green were defensive backs Don McGee and Markeith Knowlton in the first quarter, linebacker Chris Hurd in the second and linebacker Cody Spencer in the third.

Galbreath took home the game's Most Valuable Player trophy after rushing 28 times for 130 yards and one touchdown. North Texas redshirt freshman quarterback Andrew Smith threw for 126 yards with one interception of his own.

Score by Quarters	1	2	3	4	Score
Cincinnati	7	0	6	6	19
North Texas	3	14	7	6	24

Scoring Summary:

UC - Keith 6 pass from Guidugli; NT - Nick Bazaldua 30 FG; NT - Patrick Cobbs 27 run; NT - Jeremy Pearl 20 interception return; NT - Kevin Galbreath 35 run; UC - Rufin 29 FG; UC - Rufin 33 FG; UC - Callicott 43 fumble return.



↳ 2001 New Orleans Bowl

December 17, 2001
Colorado State 45
North Texas 20

NEW ORLEANS, La. -- Colorado State exhibited its bowl game experience, overpowering North Texas 45-20 in the inaugural New Orleans Bowl before 27,004 at the Superdome.

The Rams, who were making their fourth straight bowl game appearance, scored in every quarter to hold off the Mean Green, which won the Sun Belt Conference's first-ever football title and was playing in the school's first bowl game in 42 years.

Colorado State had four rushing touchdowns and quarterback Bradlee Van Pelt threw for another as the Rams (7-5) racked up 246 yards on the ground and passed for 129. They also intercepted one North Texas pass, recovered a fumble and blocked a Mean Green punt attempt that resulted in another score.

After North Texas had trimmed the CSU lead to 10 at 24-14 at halftime, the Rams scored in the third quarter when a Jason Ball punt was blocked and recovered in the end zone by game's Most Valuable Player, Ram defensive back Justin Gallimore.

Colorado State later scored twice in the fourth quarter on drives of 67 and 70 yards before North Texas's Justin Claborn blocked a Ram punt to set up the Mean Green's final TD drive.

North Texas sophomore quarterback Scott Hall completed 13 of 30 passes with two touchdowns, and junior running back Kevin Galbreath rushed 22 times for 108 yards.

Score by Quarters	1	2	3	4	Score
Colorado State	17	7	7	14	45
North Texas	0	14	0	6	20

Scoring Summary:

CSU - Brad Svoboda 2 run; CSU - Kent Naughton; CSU - Jose Ochoa 8 pass from Van Pelt; NT - Dustin Dean 5 pass from Hall; CSU - Van Pelt 6 run; NT - Ja'Mel Branch 42 pass from Hall; CSU - Justin Gallimore blocked punt for TD; CSU - Chad Dixon 2 run; CSU - Michael Vomhof 20 run; NT - Andy Blount 13 pass from Bridges.

↳ 1959 Sun Bowl

December 31, 1959
New Mexico St. 28
North Texas 8

EL PASO, Texas -- The New Mexico State Aggies took advantage of several NTSC turnovers to beat the Eagles in the Sun Bowl.

North Texas lost four fumbles inside the Aggie 25-yard line and six of seven fumbles overall. NTSC could mount a score only on a 51-yard punt return by Billy Christle on the final play of the third quarter.

The second UNT fumble of the first quarter came on the Aggie 24-yard line with New Mexico State up 7-0. Down 14-0, the Eagles drove to the Aggie four-yard line before losing a fumble. New Mexico State then drove 96 yards on 13 plays to increase the lead to 21-0.

As the half ended, the Eagles had a drive stall on the Aggie 10-yard line. On NTSC's second drive of the third quarter, the Eagles lost a fumble on the Aggie 10-yard line.

New Mexico State struck on its next possession following the Christle punt return for a score to build the lead to 28-8. Two more fourth-quarter drives ended in frustration as the Eagles fumbled the ball away on the Aggie eight-yard line and had another drive stall on the Aggie 37-yard line.

Score by Quarters	1	2	3	4	Score
North Texas	0	0	8	0	8
New Mexico State	14	7	0	7	28

Scoring Summary

NM - Atkins 57 pass from Johnson (Gaiters run); NM - Rudzik fumble recovery in end zone (run failed); NM - Kelly 15 pass from Johnson (Villanueva kick); NT - Christle 51 punt return (Duty pass to Perkins); NM - Gaiters 44 run (Villanueva kick).

↳ 1948 Salad Bowl

January 1, 1948
Nevada 13
North Texas 6

PHOENIX, Ariz. -- The Eagles made their second consecutive post-season bowl appearance in Odus Mitchell's second season as head coach, but this time it was NTSC that came out on the short end of a close decision.

Bill Cromer, who intercepted a Stan Heath pass to start the drive, gave the Eagles the early first-quarter lead as his four-yard run put NTSC up 6-0. The touchdown was set up by a 45-yard pass from Fred McCain to Joe Abbey.

Heath rebounded from his first-quarter mistake to hook up with Tommy Kalmanir on a 94-yard pass play in the second quarter to grab a 7-6 halftime lead.

Neither team scored in the third quarter and early in the fourth quarter the Wolf Pack mounted what would become the game-winning drive. The drive culminated with Nevada fullback Ernie Zeno scoring on fourth down and a foot.

The Eagles tried to rally and got into Wolf Pack territory, but a long pass from Zeke Martin to Abbey failed to connect and the Eagles went down to defeat.

Although the Eagles lost their last game, it was an outstanding season as NTSC won its second consecutive Lone Star Conference title.

Score by Quarters	1	2	3	4	Score
North Texas	6	0	0	0	6
Nevada	0	7	0	6	13

Scoring Summary

NT - Bill Cromer 4 run (kick failed); UN - Tommy Kalmanir 94 pass from Stan Heath (Bob Corley kick); UN - Ernie Zeno 1 run (kick failed).



↳ 1946 Optimist Bowl

December 21, 1946
North Texas 14
Pacific 13

HOUSTON, Texas -- Louis Reinzi caught a nine-yard touchdown pass from Billy Dinkle on fourth down with nine seconds left and Dinkle's point after carried the Eagles to a thrilling 14-13 win over the University of the Pacific in the first Optimist Bowl.

It was a significant game for several reasons, not the least being the final game as head coach at Pacific for the famous Amos Alonzo Stagg. It also capped the first season for Eagle head coach Odus Mitchell.

The winning score capped a 67-yard drive by the Eagles. North Texas led 7-0 at the half thanks to a 58-yard interception return for a touchdown by Ned McNeil.

The Eagles won despite being out-gained 274 to 94. The Eagles also had to play most of the game without starting quarterback Fred McCain, who was kicked out of the game in the first quarter for fighting.

For Stagg, the inventor of the T-formation, it was the only bowl game that he would coach during his 57 years as a college coach. Stagg became a head coach at Springfield College in 1890 and amassed a career record of 329-190-35, which ranks third among all college coaches in career games coached. His Hall of Fame career came to a close with a loss at the hands of the Eagles.

Score by Quarters	1	2	3	4	Score
Pacific	0	0	7	6	13
North Texas	0	7	0	7	14

Scoring Summary

NT - Ned McNeil 58 interception (Billy Dinkle kick); COP - John Rhode 19 pass from Bruce Orvis (Waits kick); COP - Heck 22 pass from Klein (Waits kick failed); NT - Louis Reinzi 9 pass from Billy Dinkle (Dinkle kick).

↳ 1994 NCAA I-AA Playoffs

November 26, 1994
Boise State 24
North Texas 20

BOISE, Idaho -- It was UNT's first post-season appearance in six years and its final year as a member of I-AA. It turned out to be a heartbreaking defeat for UNT as Boise State scored 14 fourth-quarter points to advance to the second round.

The Broncos would eventually advance all the way to the championship game before falling. UNT came into the game ranked #18 in the country while Boise State was ranked #3, but it was the Mean Green that had a 20-10 halftime lead.

Quarterback Mitch Maher completed 21-of-32 passes for 226 yards, no interceptions and a touchdown in the first half. But UNT could not get any kind of running game going, gaining just 89 yards on 34 carries and BSU forced UNT to throw in the second half.

UNT could have had a bigger lead at the half, but BSU stopped UNT three times on its own one-yard line and forced the Mean Green to settle for a field goal as the first half ended.

BSU drove 87 yards in nine plays midway through the fourth quarter to cut the lead to 20-17. Three plays later, Maher threw an interception, it was returned to the UNT six-yard line, and on the first play from scrimmage, BSU scored a touchdown to take the 24-20 lead with 5:38 left in the game.

Benny Cherry led the UNT defense with 13 tackles and a quarterback sack.

Score by Quarters	1	2	3	4	Score
North Texas	10	10	0	0	20
Boise State	10	0	0	14	24

Scoring Summary

UNT - Mitch Maher 8 run (Jeff Graham kick); BSU - Ryan Ikebe 40 pass from Tony Hilde (Greg Erickson kick); BSU - Erickson 29 FG; UNT - Graham 31 FG; UNT - Vertis McKinney 19 pass from Maher (Graham kick); UNT - Graham 18 FG; BSU - K.C. Adams 1 run (Erickson kick); BSU - Willie Bowens 6 pass from Hilde (Erickson kick).

↳ 1988 NCAA I-AA Playoffs

November 26, 1988
Marshall 7
North Texas 0

HUNTINGTON, W.V. -- It was a frustrating day for UNT's run-and-shoot offense and a tough end to the season for a Mean Green team that was ranked #1 in the country for six weeks.

UNT quarterback Scott Davis completed just 9 of 19 passes for 91 yards. The two teams came into the game averaging a combined 694 yards and 62 points per game, but the only score of the game came after UNT star punt returner Marcus Camper fumbled a punt while attempting a fair catch.

The Thundering Herd recovered the ball on the UNT 40-yard line and six plays later scored the game's only touchdown.

The Mean Green's only scoring chance in the first half failed when Keith Chapman's 42-yard field goal attempt was tipped at the line of scrimmage. UNT drove to the Marshall 29-yard line on the first drive of the second half, but Chapman missed a 52-yard field goal attempt.

UNT drove to the Marshall 40-yard line midway through the fourth quarter, but came up with nothing and then recovered a Thundering Herd fumble at the Mean Green 45-yard line with 1:27 left in the game, but could not move the ball.

Linebacker Robbie Legg led a solid UNT defense as he finished with 12 tackles and a fumble recovery.

Score by Quarters	1	2	3	4	Score
North Texas	0	0	0	0	0
Marshall	7	0	0	0	7

Scoring Summary

MU - Mike Barber 8 pass from John Gregory (Dewey Klein kick).



↳ **1987 NCAA I-AA Playoffs**

November 23, 1987
Louisiana-Monroe 30
North Texas 9

MONROE, La. -- Louisiana-Monroe proved to be UNT's biggest nemesis in 1987, preventing the Mean Green from winning an outright Southland Conference title and then beating UNT in the first round of the I-AA playoffs.

The Indians had beaten the Eagles 24-23 in Monroe back on November 14 when the Mean Green missed an extra point with 1:23 left in the game, spoiling a rally that saw UNT score 16 points in the final seven and a half minutes.

There were no such theatrics on this day as ULM scored 30 unanswered points after Keith Chapman's 28-yard field goal gave UNT a first quarter 3-0 lead.

Three Mean Green turnovers were turned into 13 points as Stan Humphries passed for 237 yards and a touchdown to lead ULM.

Score by Quarters	1	2	3	4	Score
North Texas	3	0	0	6	9
Louisiana-Monroe	0	17	10	3	30

Scoring Summary

NT - Keith Chapman 28 FG; ULM - Tommy Minville 1 run (Teddy Garcia kick); ULM - Garcia 49 FG; ULM - Jackie Harris 5 pass from Stan Humphries (Garcia kick); ULM - Richard 6 run (Garcia kick); ULM - Garcia 21 FG; NT - Edsel Ford 3 run (pass failed).

↳ **1983 NCAA I-AA Playoffs**

November 24, 1983
Nevada 20
North Texas 17 (OT)

RENO, Nev. -- UNT's first post-season appearance in 24 years ended in disappointment as the Southland Conference Champions fell in overtime.

The Eagles got a first-round bye and Nevada beat Idaho State to setup the quarter-final match-up.

Played in a snow storm, the Mean Green found themselves in a 7-7 tie at halftime. UNT took a 10-7 lead when Tom Bresnahan kicked a 33-yard field goal just one minute into the second half following a fumbled kickoff to open the second half by Nevada.

The Wolf Pack stormed back to score the next 10 points as Tony Zendejas kicked a 24-yard field goal to give Nevada a 17-10 lead with 11:29 left in regulation.

UNT tied the game by taking advantage of another Wolf Pack mistake, this time a fumbled punt. UNT had the ball first and 10 at the Nevada 12-yard line and on third and 10, quarterback Greg Carter completed a touchdown pass to Grady Davis to tie the game at 17 with 4:45 left in the contest.

UNT had one more chance to score, starting a drive from the UNR 29-yard line with 3:09 left. UNT lost seven yards on the drive and Todd Smith's 42-yard field goal attempt was no good.

Nevada won the coin flip to start the overtime and UNT had the ball on the Wolf Pack 15-yard line. UNT drove the ball of the UNR one-yard line, but couldn't put it in the end zone and missed a 26-yard field goal attempt when the snap was bobbled.

Zendejas, who had missed three of four previous attempts, then made a 32-yard field goal on the first play of its overtime possession to win the game.

Score by Quarters

North Texas	0	7	3	7	0	17
Nevada	7	0	0	10	3	20

Scoring Summary

UN - Scott Threde 17 pass from Eric Beavers (Tony Zendejas kick); NT - Tim Wasson 13 pass from Greg Carter (Brenahan kick); NT - Tom Bresnahan 33 FG; UN - Alphonso Williams 24 pass from Beavers (Zendejas kick); UN - Zendejas 24 FG; NT - Brady Davis 12 pass from Carter (Brenahan kick); UN - Zendejas 32 FG.



↳ A

Joe Abbey, 1947
 Richard Abbe, 2010, 2011, 2012, 2013
 Chance Adair, 1996, 1997, 1998, 1999
 Adryan Adams, 2008, 2009
 Joe Adams, 1961, 1962
 Ayodele Adedipe, 2010, 2011
 Kartey Agbottah, 2006, 2007, 2008
 Craig Agnew, 1982-83
 J.B. Airhart, 1927
 Brandon Akpunku, 2008, 2009, 2010, 2011
 Derek Akunne, 2011, 2012, 2013, 2014
 Josh Alexander, 2005
 Anthony Allen, 1991
 Brad Allen, 1990, 91
 Joe Allen, 1969
 Lee Allen, 1965-66
 Hut Allred, 1994, 1996, 1997, 1998
 Alfred Anderson, 1981, 1982, 1983
 Billy Anderson, 1968
 Courtney Anderson, 1974
 Robert Anderson, 1965, 1966
 Stacey Anderson, 1992, 1993
 Ward Anderson, 1939
 LaChris Anyiam, 2010, 2012, 2013
 Ramone Archie, 1998, 99
 Ronnie Arendall, 1956
 Nick Arizaga, 1978, 1979, 1980
 Phillip Armour, 1995, 1996, 1997, 1998
 Quincy Armstrong, 1949, 1950
 Tony Armstrong, 1974
 Bob Arnold, 1945, 1946, 1948
 Vernon Ashton, 1940, 1941
 Steve Atchley, 1968, 1969
 Earl Atkins, 1929, 1930, 1931
 John Atkins, 1975
 Shavod Atkinson, 2009, 2010
 Will Atterberry, 2009, 2010, 2011, 2012
 Jason Attaway, 1997, 1998, 1999
 Meredith Atwell, 1925, 1926
 Don Audas, 1956, 1957
 Adrian Awasom, 2001, 2002, 2003, 2004

↳ B

Frank Babb, 1975, 1976, 1977, 1978
 Blake Bahner, 1978, 1979
 Gene Bahnsen, 1951, 1952, 1953
 Kenneth Bahnsen, 1949, 1950, 1951
 Mike Bailey, 1964
 Tyler Bailey, 2006, 2007, 2008, 2009
 Chase Baine, 2010, 2011
 Don Baker, 1951, 1952, 1953, 1954
 John Baker, 1997, 1998, 1999
 Tony Baker, 1986, 1987
 Glen Balch, 1921
 Cordale Baldwin, 2003
 Jack Ball, 1982, 1983
 Jason Ball, 1999, 2000, 2001
 Wes Ballou, 1968, 1969
 Micahel Banogu, 2014, 2015
 Ajani Banks, 2006
 Starsky Banks, 1996, 1997, 1998, 1999
 Chris Barber, 2002
 Matt Barber, 1984
 Bernie Barbour, 1967, 1968, 1969
 Clarence Barnes, 1970
 Nelson Barnes, 1976, 1978, 1979, 1980
 Tomur Barnes, 1991
 Isaac Barnett, 1989, 1990
 Creighton Barr, 2015
 Harold Bartlett, 1946, 1947
 Mark Bartlett, 1983, 1984
 J. Horace Bass, 1919
 Ronnie Battle, 1977, 1978, 1980
 Richard Baxter, 1980, 1981
 Nick Bazaldua, 2002, 2003, 2004, 2005
 Bron Beal, 1985, 1986, 1987, 1988
 Blake Bean, 2015
 Dwain Bean, 1962, 1963
 Jeremy Bean, 2011
 Jeff Beard, 1979, 1980, 1981
 Charles Beatty, 1966, 1967, 1968
 Mark Beaty, 1975, 1976, 1977, 1978
 Russell Beck, 2001, 2002, 2003, 2004
 James Beckam, 1918
 Jake Beckham, 1942
 Aaron Bellazin, 2010, 2011, 2012, 2013
 Bruce Bell, 1975, 1976
 Sam Bell, 1945, 1946
 Ronnie Bell, 1965, 1966
 Frank Belkin, 1922, 1923, 1925
 Allen Bennett, 1964
 Jonah Bense, 2001, 2002
 Bobby Benton, 1967
 George Benz, 1949, 1950
 John Berry, 1913
 Milton Bessent, 1951
 Kenneth Biggers, 1984, 1985, 1987
 Anthony Biggs, 1983
 Craig Birdsong, 1984, 1985
 Bill Bishop, 1949, 1950
 E.B. Bishop, 1925, 1926, 1927
 Joe Bishop, 1975
 John Bishop, 1972
 Roy Bishop, 2002, 2003
 Judie Bitner, 1954
 Stan Blackmon, 1974
 Scott Blank, 1997, 1998
 Bob Blanks, 1920
 Andy Blount, 2001, 2002, 2003, 2004
 Robert Blowers, 1990
 Kermit Boaz, 1934, 1935, 1936
 Clay Bode, 1987, 1988, 1989, 1990
 Ben Boehnke, 1954, 1955
 Carroll Boland, 1964, 1965, 1966
 Aaron Bonds, 1970, 1971
 Wayne Bonner, 1945
 Mike Boone, 1995, 1996, 1997
 Ron Boston, 1996, 1997
 Bobby Bottles, 1976
 Ryan Boutwell, 2010, 2011, 2012, 2013
 Don Bowen, 1965
 Toby Bowen, 1979, 1980, 1981
 James Bower, 1963, 1964, 1965
 Phillip Bowers, 1952
 Jeff Bowles, 1994
 John Bowles, 1972, 1973
 Scott Bowles, 1987, 1988, 1989, 1990
 Charles Bowlin, 1951, 1952
 Ben Boyd, 1992
 Merle Boyd, 1960, 1961, 1962
 Richard Boyd, 1938
 Sidney Bradford, 1986, 1987, 1988
 Q.L. Bradford, 1934
 D'Aundrey Bradley, 2015
 Dode Bradley, 1917, 1918
 Matt Bradshaw, 2001, 2002, 2003
 Bob Brady, 1942
 Chris Brainard, 2009
 E.M. Bralley, 1914
 Ja'Mel Branch, 2001, 2002, 2003, 2005
 Claude Brannan, 1919, 1921
 Ed Brantley, 1965, 1966, 1967
 Bill Brashier, 1949, 1950, 1951
 George Bray, 1970
 Jim Braymer, 1954, 1955, 1956
 Billy Brewer, 1985, 1986, 1987
 Carl Brewer, 1986, 1988
 James Brewer, 1949, 1950
 N.H. Brewer, 1923
 Andy Brewster, 2001, 2002, 2003, 2004
 Jim Brewster, 1968, 1969
 Eric Bridges, 2000, 2001, 2002
 Richard Bridges, 1998, 1999, 2000, 2001
 Mike Briscoe, 1969, 1970
 Phil Broadus, 1980, 1981, 1982, 1983
 David Brooks, 1991, 1992
 Nate Brooks, 2015
 Andy Broome, 1974
 Charles Brown, 2005, 2007, 2008
 Chris Brown, 1990, 1991, 92, 1993
 David Brown, 1991, 1992, 1993, 1994
 Greg Brown, 2008, 2009, 2010, 2011
 Jeff Brown, 1975, 1976, 1977

↳ B

Jeremy Brown, 2004, 2005, 2006
 Jeremy Brown, 2012
 John Brown, 1974
 Kevin Brown, 1979
 Lawrence Brown, 2006, 2007
 Azel Browning, 1927, 1928, 1929
 L.L. Browning, 1926
 Jason Bruner, 2011
 Randy Bruns, 1980, 1981
 J.H. Buckingham, 1914
 Jonas Buckles, 2001, 2002, 2003, 2004
 Jimmy Burch, 1961, 1962, 1963
 Lonnie Burgess, 1982, 1983
 Bobby Burk, 1990
 Raymond Burks, 2012
 Hardy Burke, 1964, 1965, 1966
 Ken Burkhalter, 1960, 1961
 Jimmy Burkholder, 1973, 1974, 1975, 1976
 C.K. Burns, 1937
 David Burns, 1991, 1992
 Beau Burruss, 2007
 Blake Burruss, 2004, 2005, 2006
 David Busby, 2012
 Antoine Bush, 2006, 2007, 2008, 2009
 Bert Butaud, 1949, 1950
 Kenny Buyers, 2012, 2013, 2014
 Joey Byerly, 2004
 Aubrey Byerly, 1970, 1971, 1972
 Brett Byland, 1990, 1991, 1992
 Chris Bynes, 2011, 2012
 Brandin Byrd, 2010, 2011, 2012, 2013
 Hal Byrd, 1958, 1959

↳ C

Brendan Campbell, 2012, 2013
 Byron Campbell, 2001
 W.M. Campbell, 1913
 Kip Camp, 1951, 1952
 Marcus Camper, 1985, 1986, 1987, 1988
 Trevinn Cantly, 2009, 2010, 2011, 2012
 Jeff Cantrell, 1985, 1986, 1987, 1988
 Carl Caldwell, 2014
 Chris Cardwell, 1984, 1985, 1987
 Evan Cardwell, 2001, 2002, 2003, 2004
 Darius Carey, 2009, 2010
 Vidal Carlin, 1965, 1966
 Brian Carlson, 2006, 2007
 C. L. Carr, 1941, 1942
 Herby Carr, 1963, 1964
 Bill Carrico, 1958, 1959
 Greg Carter, 1981, 1982, 1983
 Kenneth Carter, 1951
 Tyrone Carter, 2002, 2004, 2005, 2006
 Jordan Case, 1978, 1979
 Taylor Casey, 2000, 2001, 2002, 2003
 Walter Casey, 1987, 1988, 1989, 1990
 Dick Caskey, 1917
 Tory Castillo, 1993, 1994, 1995, 1996
 John Castrese, 1997
 A.D. Cate, 1946, 1947, 1948
 James Cate, 1932, 1933
 John Cavaglieri, 1951
 Mike Cavender, 1969
 George Cecil, 1973, 1974
 Andy Chambers, 1964
 Bruce Chambers, 1976, 1977, 1978, 1979
 Lonnie Chambers, 2003, 2004
 Terry Champagne, 1976, 1977, 1978
 Ken Chambliss, 1981
 Winston Chance, 1946
 Brelan Chancellor, 2010, 2011, 2012, 2013
 Jimmy Chaney, 2005
 Jeremiah Chapman, 2004, 2005, 2006, 2007
 Joe Chapman, 1922, 1923
 Keith Chapman, 1985, 1986, 1987, 1988
 Walter Chapman, 1973, 1974, 1975, 1977
 John Chappell, 1977
 Carlen Charleston, 1980, 1981, 1982, 1983
 Desmon Chatman, 2006
 Aaron Chavers, 2003, 2004
 John Chelf, 2014
 Benny Cherry, 1993, 1994, 1996, 1997
 Willie Cherry, 1965, 1966
 Will Chinn, 1997, 2000
 Tim Christian, 1994, 1995, 1996, 1997
 Bill Christie, 1959, 1960, 1961
 John Chupp, 1992
 Justin Claborn, 2000, 2001, 2002, 2003
 Billy Ray Clark, 1949, 1950
 Richard Clark, 1990
 Colton Clay, 2011
 Dominic Clay, 1997
 Ervin Clay, 1939, 1940, 1941
 Lee Clay, 2002, 2003
 J.D. Clayton, 1940
 Raymond Clement, 1958, 1959, 1960
 Charles Clemmons, 1974, 1975
 Fred Clotiaux, 1949, 1950
 James Clotiaux, 1948
 Fred Cobbs, 1918, 1919
 John Cobb, 1918
 Patrick Cobbs, 2001, 2002, 2003, 2005
 Chris Coit, 1998
 Charlie Cole, 1956, 1957
 Mack Cole, 2008
 Vernon Cole, 1957, 1958, 1959
 Anthony Coleman, 1994, 1995, 1996
 Tubby Coleman, 1995, 1996, 1997, 1998
 Tim Collier, 1988
 A.V. Collins, 1946, 1947, 1948
 Bill Collins, 1913, 1914, 1916
 Carrol Collins, 1936, 1937
 Danny Collins, 1970
 Darrin Collins, 1986, 1987, 1988
 David Collins, 2006
 Milton Collins, 1978, 1979
 Williams Collins, 1918, 1919
 Jared Combs, 2015
 George Compton, 1913
 Luke Conder, 2000, 2001, 2002, 2003
 Robert Conrad, 1999, 2000, 2002
 DaWaylon Cook, 2008, 2009
 J.F. Cook, 1942
 S. T. Cook, 1918
 Stanley Cook, 1985
 Tony Cook, 1987, 1988, 1989, 1990
 Rayford Cooks, 1980, 1981, 1982, 1983
 Mike Cooksey, 1973, 1976
 Chad Cooley, 2004, 2005, 2006
 Carter Cooper, 1980, 1981
 Hank Cooper, 1964
 Jerome Cooper, 1985, 1986, 1987, 1988
 Jim Cooper, 1946, 1947
 W.A. Cooper, 1915, 1918, 1919, 1920
 Roderick Cotton, 2004
 Mack Cope, 1961, 1962
 Chase Corley, 1998
 Zeb Cormist, 1998, 1999
 Roderick Cotton, 2005, 2006, 2007
 John County, 1991, 1992, 1993
 Garret Courtney, 1997, 1998
 Forrest Covin, 1939, 1940, 1941
 TaRon Covington, 2004, 2005
 Herman Cowley, 1927, 1928, 1929
 Billy Cox, 1976, 1977
 Boyd Cox, 1951
 Charles Cox, 1932, 1933, 1934
 Deavin Cox, 2004, 2005, 2006, 2007
 LeRoy Crabtree, 1927, 1928, 1929
 Richard Crawford, 1967, 1968
 William Crawford, 1927, 1928
 Kervin Crenshaw, 1993
 Dalton Criswell, 1942
 Winton Criswell, 1951, 1952
 Jimmy Croft, 1977, 1978, 1979, 1980
 Bill Cromer, 1947
 Cedric Cromer, 1993, 1994, 1995, 1996
 Mike Crowell, 1974
 Chuck Crowsley, 1980, 1981
 Alton Crum, 1959, 1960
 Noel Crum, 1989, 1990, 1991, 1992
 Fatty Cuest, 1917
 Eric Cuffee, 1984, 1985
 TJ Culberson, 2003, 2004



HISTORY

↳ letterwinners

Mack Cumby, 1974, 1976
J.B. Cunningham, 1915
Wilburn Curnutt, 1946
Hal Curry, 1942
Byron Curtis, 1999, 2000
Zac Cypert, 1979, 1980, 1981

↳ D

C.R. Daffern, 1956
Benge Daniels, 1933, 1934, 1935
Bobby Daniels, 1979, 1980, 1981, 1982
Darrell Daniels, 2001, 2002
Jeff Daniels, 1994
John Darby, 1956, 1957, 1958
Matthew Dash, 2015
Ryan Davenport, 2005, 2006, 2007, 2008
Danny David, 1984
Beau Davidson, 2004, 2005, 2006
Bryan Davidson, 1991
Christian Davidson, 2007, 2008, 2009
Greg Davidson, 1976, 1977, 1978, 1979
G.H. Davidson, 1923
Guy Davidson, 1919, 1920, 1921, 1922
Brady Davis, 1981, 1982, 1983
Calvin Davis, 1995, 1996, 1997
Chad Davis, 2013, 2014, 2015
Dirk Davis, 1984, 1985
Frank Davis, 1972, 1973
Marquese Davis, 2008
Melvin Davis, 1973, 1974, 1975
Mike Davis, 1989, 1990
Scott Davis, 1987, 1988, 1989, 1990
Trey Davis, 2000, 2001, 2002
Wallace Davis, 1921, 1922, 1923, 1924
Duane Day, 1958, 1959
Germaine Dawson, 2005, 2006, 2007, 2008
Dustin Dean, 1998, 1999, 2000, 2001
Trent Deans, 2009, 2010, 2011
David Deaton, 1972, 1973, 1974
Grady Deaton, 1916, 1917
Erwin Debose, 1945, 1946, 1948
Richard Defelice, 1991, 1992, 1993
Ira DeFoor, 1941
Horace DeFord, 1949, 1950
Brent DeGroot, 1999, 2000, 2001
Robbie Deheck, 2008, 2009
Ivan Delgado, 2011, 2012
Robert DeLong, 1951, 1952
John Delaney, 1918
Chacory Demart, 1995, 1996
Norman Denney, 1957, 1959
Wiley Denson, 1961
Jesse DeSoto, 2007, 2008, 2009
Sam Dibrell, 2007, 2008
Kevin Dickerson, 2008, 2009
Steve Dieb, 1977, 1978, 1979
Dennis Dillard, 1973, 1974, 1975, 1976
Malik Dilonga, 2014, 2015
Billy Dinkle, 1947
E.C. Dittrich, 1935
Larry Dixon, 1976, 1977, 1978, 1979
Demario Dixon, 2010
Lester Dixon, 1985
Preston Dixon, 1984, 1985, 1986, 1987
Ray Dodds, 1949, 1950
Riley Dodge, 2009, 2010
Odell Dodson, 1922, 1923
Mike Dooley, 1974, 1975, 1976
Ryan Downing, 2010, 2011
Kelvin Drake, 2006, 2007, 2009, 2010
Paul Draper, 1966, 1967
Kirk Drew, 1949, 1950
Erwin DuBose, 1948, 1949
Albert Dudley, 1937, 1938
Charles Duffey, 1949, 1950
Scott Dukatnik, 1990, 1991, 1992, 1993
Lance Dunbar, 2008, 2009, 2010, 2011
Blake Dunham, 2012, 2014
Donald Dunlap, 1973, 1974
Leonard Dunlap, 1969, 1970
Steve Dunn, 1971

John Dunsworth, 1924
Raifu Durodoye, 2005, 2006, 2007
Robert Duty, 1958, 1959, 1960

↳ E

Jim Eagle, 1946, 1947, 1948
Shawn Early, 2002, 2003, 2004
Gary Easley, 1974, 1975
Red Echols, 1928, 1929, 1930
A. G. Edens, 1941
Dralves Edwards, 1970, 1971
John Edwards, 1971
Leland Edwards, 1935, 1936
Henry Eke, 2006
Jack Elder, 1931, 1933
Lester Elder, 1932
David Eliff, 1979, 1980
Howard Ellenburg, 1937
Tony Elliott, 1980, 1981
David Ellis, 1964
Mike Ellis, 1975
Sed Ellis, 2013, 2014, 2015
Lawrence Ellis, 1997, 1998, 1999, 2000
Jerry Ellison, 1971, 1972
Marquis Ellison, 2005
Fred Ende, 1973, 1974, 1975
Lindy Endsley, 1966, 1967
Kent Englehardt, 1991, 1992, 1993
Lee English, 1978, 1979, 1980, 1981
Trey Enterline, 2015
Donald Ericks, 1989, 1990
Brad Eskridge, 1987, 1988
Zed Evans, 2013
Andy Everest, 1974, 1975, 1976
A.J. Ezzard, 2015

↳ F

Mack Faggett, 1980, 1981, 1982, 1983
Darrin Faler, 1996, 1997
Tim Falgout, 1962, 1963
Luther Fambro, 1945, 1946, 1947, 1948,
Gerald Farley, 1994, 1995
Eugene Farmer, 1990
Richard Farris, 1961, 1962
Don Fechtman, 1974, 1976, 1977
Coleman Feeley, 2008, 2010, 2012
Joe Ferguson, 1962, 1963
Cedric Fernandes, 2015
Guy Fernandez, 2005
Herb Ferrill, 1946, 1947, 1948
Lewis Fields, 1988, 1989, 1990
Reggie Finch, 1991, 1992
Robert Finklea, 1964, 1965
Cortney Finney, 2015
Mike Fisher, 1981, 1983
Robert Fisher, 1968
Casey Fitzgerald, 2005, 2006, 2007, 2008
Mike Flanagan, 1989, 1990
Ed Fleming, 1985
Ronnie Fleming, 1971, 1972
Noe Flores, 1959, 1960, 1961
Andy Flusche, 2014, 2015
Ken Fontno, 1971
Willie Forbes, 2015
Charles Ford, 1989, 1990, 1991
Edsel Ford, 1987, 1988
Steven Ford, 2011
Tony Ford, 1972, 1973, 1974
Nance Formagus, 1940, 1941
Aaron Fortenberry, 2009, 2010, 2011, 2012
Avery Fortenberry, 2015
Joel Foster, 2003, 2004, 2006
Rudy Forti, 1994, 1995
Tommy Fouts, 1937
Guy Fowler, 1964, 1965
Lyndon Fox, 1969, 1970, 1971
Jimmy Franklin, 1969, 1970, 1971, 1972
Troy Franklin, 2008
Fred Freeman, 1928, 1929
Winston Freeman, 1960, 1961, 1962
Ulysses Fromm, 1922, 1923

Kelly Fry, 1975, 1976, 1977
Randy Fry, 1975, 1976
Zack Fry, 1973, 1974
Randall Fuller, 1990, 1991
Bobby Furrh, 1946, 1948
Brian Futrell, 1998, 1999

↳ G

Frank Gaines, 2010
Kevin Galbreath, 2001, 2002
Paul Gallamore, 1988, 1989, 1990
Bob Gandy, 1949, 1950
Judge Gambill, 1927
Bernard Gantt, 1913
Randy Gardner, 2000, 2001, 2002
Brandon Garner, 2015
J.C. Garrett, 1973
Dan Garza, 1942
Tony Gates, 1996, 1997, 1998, 1999
Mike Gattis, 1967, 1968
Adkins Gay, 1933
Clayton George, 1990, 1991, 1992, 1993
James Gibson, 1966, 1967, 1968
LeRoy Gibson, 1942, 1946
Travis Gibson, 1990, 1991, 1992, 1993
Joe Gieb, 1942, 1945, 1946
Troy Gilbert, 1961
James Victor Gill, 2007, 2008, 2009, 2010
Richard Gill, 1968, 1969
Steve Gilliand, 1994
Conor Gilmartin Donohue, 2010
Eddrick Gilmore, 2005, 2007, 2008, 2009
Tom Gipson, 1969, 1970
Lennis Givens, 1970
Bryan Glass, 2007, 2008
Rex Glendenning, 1976, 1977, 1978
John Glenn, 1952
Tommy Glenn, 1965, 1966
Bill Glover, 1935
Chris Glover, 1988
Sam Golden, 1971, 1972, 1973
Philip Gonzales, 1962, 1963, 1964
Buck Goode, 1918, 1919, 1920
Charles Goodson, 1960
Derek Gordon, 1998, 1999
Fred Gordon, 1977, 1978
Robbie Gordon, 2007, 2008, 2009, 2010
Tee Goree, 2015
Ted Gosline, 1971, 1972, 1973
Brian Gothard, 1991, 1992
Toby Gowin, 1993, 1994, 1995, 1996
Benny Graham, 1940, 1941
Brad Graham, 2010, 2011
Jeff Graham, 1994, 1995, 1996
Wynne Graham, 1916, 1917
S.M. Granstaff, 1936
Robert Grant, 1996, 1997
Phillip Graves, 2003, 2004, 2005, 2006
Dennis Gray, 1964
Edgar Gray, 1956, 1957, 1958
Tommy Gray, 1949, 1950, 1951
Dominique Green, 2005, 2006
Ollie Green, 1973, 1974, 1975, 1976
Shawn Green, 1997
Thomas Green, 1986, 1987
Charles Greene, 1967
DeLon Greene, 1990, 1991, 1992
Joe Greene, 1966, 1967, 1968
Major Greene, 1987, 1988, 1989, 1990
Harold Greer, 1970
Josh Greer, 2104
I.B. Griffith, 1920, 1924, 1925
Coylin Grimes, 1994, 1995, 1996, 1997
Robert Griswold, 1967
Bill Groce, 1957, 1958, 1959
Byron Gross, 1987, 1988, 1989, 1990
Sterling Guest, 1995, 1996
Josh Gulley, 1995
Garrett Gunter, 2015

↳ H

Glynn Hachtel, 1969, 1970, 1971
Eugene Haecker, 1957, 1959
Marvin Hagan, 1977, 1978
David Hagerman, 1977, 1978, 1979
Greg Hahn, 1972
Ken Hall, 1951, 1952
Rodney Hall, 1994, 1995
Cory Hall, 2002
Scott Hall, 2000, 2001, 2003, 2004
Jimmy Hamic, 1991
Dick Hamilton, 1958, 1959
James Hamilton, 2008, 2009, 2010, 2011
Hugh Hamm, 1978, 1979
Brad Hammit, 1973, 1975, 1976
Bill Hammond, 1951
Lateef Hampton, 1996, 1997
John Hansard, 1919, 1920, 1921
Artie Hanson, 1942
Bob Hardie, 1951, 1952
Cedric Hardman, 1968, 1969
T. K. Hardy, 1949, 1950
Burkley Harkless, 1965, 1966
Robert Harmon, 2004, 2005, 2006
Gabe Haro, 1999, 2000, 2001
Lester Harper, 1980, 1981, 1982
Lee Harrington, 1973, 1974
Bob Harris, 1930, 1931
Carlos Harris, 2012, 2013, 2014, 2015
Jeff Harris, 1997, 1998, 1999, 2000
Kevin Harris, 1982, 1983
Sidney Harris, 1974, 1975
E.B. Harriss, 1925, 1926
Allan Harrison, 2003, 2004
Bo Harrison, 1994, 1995, 1996, 1997
Tommy Harrison, 2001, 2002, 2003, 2004
Paul Hartsfield, 1991, 1992
Aaron Harvey, 2003
Pete Harvey, 1978, 1979, 1980, 1981
Richard Harvey, 1949, 1950, 1951
Gerry Hawkins, 1960, 1961, 1962
Carl Hayes, 1970
Mike Hayner, 1971, 1972
Abner Haynes, 1957, 1958, 1959
Charles Haynes, 1967
Howard Haynes, 1931, 1932
Louis Haynes, 1979, 1980, 1981
Jack Hays, 1952, 1953
Lynn Heathman, 1988
Clyde Hebert, 1970, 1971, 1972
Don Helms, 1931
Bart Helsley, 1989, 1990
Bob Heltterbran, 1968, 1969
Jack Hemby, 1967
Keronna Henderson, 2005, 2006, 2007, 2008
Ralph Henderson, 1978, 1979, 1980
R.C. Hendrix, 1975, 1976
Rick Hendrix, 1979
Chad Henkleman, 1993, 1994, 1995
Mike Henry, 1975, 1976, 1977
Randy Henry, 1967
George Herring, 1957, 1958, 1959
Wilson Herring, 1931, 1932
Julian Herron, 2010, 2011
Darron Hester, 1998, 1999
Lanier Hester, 1935, 1936, 1937
Fred Hickman, 1949, 1950
Michael Hickmon, 1999, 2000, 2001, 2002
Gary Hicks, 1966
Shawn Hicks, 1991, 1992
Olvis Hicks, 1940
Cliff Higgs, 2005, 2006, 2007
Michael High, 1991, 1992, 1993, 1994
Wayne Hightower, 1947
Kylie Hill, 2008, 2009
Morcellius Hill, 1995, 1996, 1997
Royce Hill, 2008, 2009, 2010, 2011
Rusty Hill, 1980, 1981, 1982
L.W. Hillian, 1936, 1937
Richard Hinch, 1971, 1972
Greg Hirsch, 1993, 1994
George Hoagland, 1952, 1953



Ian Hobbs, 2000, 2002, 2003
 Preshe Hodge, 1971
 Byron Hoffereck, 1986, 1987
 Robert Hoffman, 1995
 Joe Holbert, 1935, 1936
 Clint Holden, 1988
 Gabe Holivay, 2008, 2009
 Henry Holland, 1965, 1966, 1967
 Kendrick Hollie, 1996, 1997, 1998
 J.T. Hollins, 1974, 1975, 1976
 Chuck Holloway, 1959, 1960, 1961
 Glen Holloway, 1967, 1968, 1969
 Aaron Holly, 1999, 2000
 Louis Holman, 1971, 1972, 1973
 Maurice Holman, 2005, 2006, 2007
 Johnnie Holmes, 1980, 1981, 1982, 1983
 Glenn Holtzman, 1952, 1953
 Dennis Hopovac, 2003, 2004, 2005, 2006
 Nick Hoppe, 1999, 2000
 Chris Hornbeak, 1993, 1994, 1995, 1996
 Randy Horton, 1989, 1990
 Kevin Howard, 2000, 2001, 2002, 2004
 Oscar Howard, 1965
 Tom Howarth, 1928, 1928, 1929
 Maxwell Howe, 1941
 Tom Howey, 1979, 1980, 1981, 1982
 Willie Hubbard, 2012
 Tommie Hudgins, 1946
 Randy Hudson, 1985
 Willis Hudson, 1993, 1994, 1995
 Roy Huffines, 1919
 Bill Hughes, 1917
 Bobby Hughes, 1951, 1952
 Griff Hughes, 1952
 Michael Hughes, 1980, 1982, 1983
 Willie Hughes, 1989, 1990, 1991, 1992
 Ronald Hull, 2006
 Rex Humbarger, 1971, 1972, 1974
 Roy Humphrey, 1968
 Ray Hundley, 1922, 1923, 1924, 1925
 David Hunt, 1982, 1983, 1985
 Steve Hunt, 1995, 1996, 1997
 W.A. Hunter, 1940
 Chris Hurd, 2000, 2001, 2002, 2003
 Leslie Hurley, 1997
 Eli Hutchison, 2004, 2005

↳ **I**

Norm Ingebritsen, 1951, 1952
 Glenn Ingram, 1966
 Warren Isaac, 1972, 1973, 1974
 Willy Ivery, 2015
 James Ivy, 1966, 1967, 1968

↳ **J**

Mike Jacko, 1981, 1982, 1983
 Bernard Jackson, 1978, 1979
 Brandon Jackson, 2004, 2005, 2006, 2007
 Hilbert Jackson, 2011, 2012, 2013
 Jamaal Jackson, 2009, 2010
 Kelvin Jackson, 2009, 2010
 Rashad Jackson, 2015
 Roland Jackson, 1992, 1993, 1994, 1995
 Ty Jackson, 1999, 2000, 2001
 Vance Jackson, 1973
 Coy Jacobs, 1992, 1993
 H.G. James, 1913, 1914
 I.T. James, 1937, 1939
 Leonard James, 1938
 Sean January, 2010, 2011
 Harlan Jefferson, 1980, 1981, 1982, 1983
 Lavelle Jenkins, 1974, 1975
 Clay Jennings, 1992, 1993, 1994, 1995
 Leonard Jeter, 1963
 Antoinette Jimmerson, 2012, 2013, 2014, 2015
 Dick Johns, 1936, 1937
 Antonio Johnson, 2011, 2012, 2013, 2014
 Bill Johnson, 1986, 1987, 1988
 Brandon Johnson, 2013
 Breece Johnson, 2007, 2008, 2010, 2011
 Charles A. Johnson, 1971, 1972, 1973

Charles Johnson, 1975
 Clifford Johnson, 1938
 Churn Johnson, 1919
 D.Q. Johnson, 2013
 Forlando Johnson, 2010, 2011
 Garvin Johnson, 1925
 Joe Johnson, 1996, 1997, 1998
 J.J. Johnson, 2008, 2009, 2011
 Julius Johnson, 1936, 1937, 1938
 Marvin Johnson, 1922, 1923,
 Rex Johnson, 1987, 1988
 Richard Johnson, 1951, 1952
 Roderick Johnson, 2007, 2008
 Tillman Johnson, 2014, 2015
 Tony Johnson, 2013, 2015
 Tre Johnson, 2015
 Andrew Jones, 1995, 1996, 1997
 Andrew Jones, 2015
 Calvin Jones, 1919
 Cooper Jones, 2013, 2014
 Craig Jones, 2000, 2001, 2002, 2003
 James Jones, 2013, 2014
 Lowell Jones, 1928
 Malcolm Jones, 1976, 1977, 1979, 1980
 Mike Jones, 1975, 1976, 1977
 Ronnie Jones, 1963, 1964
 Steve Jones, 1965
 Terry Jones, 1985
 Jonathan Jusiewicz, 2002

↳ **K**

Brad Kadlubar, 2002, 2003, 2004
 Martin Kahn, 1963, 1964, 1965
 Brad Kassell, 1998, 1999, 2000, 2001
 Jeff Katon, 1985, 1986, 1987, 1988
 Josh Kay, 1999, 2000
 Buck Keahey, 1916, 1917, 1918
 Eric Keena, 2014, 2015
 Tom Kelly, 1978
 Fred Kelsay, 1918, 1919
 Jolley Kelsay, 1935, 1936
 Horace Kembell, 1942, 1945, 1946
 Bill Kemplin, 1947, 1948
 Brandon Kennedy, 2000, 2001, 2002, 2003
 Paul Kerestine, 1978, 1979
 David Kervin, 1972, 1973
 Iseed Khoury, 1975, 1976, 1977
 Darvin Kidsy, 2013, 2014, 2015
 Don King, 1977, 1978
 Garry King, 1973, 1975, 1976, 1977
 Leon King, 1957
 Bill Kirbie, 1959, 1960, 1961
 Kaydon Kirby, 2013, 2014, 2015
 David Kirk, 1973, 1975
 Frank Klein, 1957, 1958, 1959
 Harold Knight, 1963
 Jeremy Knott, 2008, 2009
 Sidney Knowles, 1922, 1923, 1924
 Wenton Knowles, 1932, 1934
 Markeith Knowlton, 2001, 2002, 2003, 2004
 Brad Koch, 1990, 1991
 Marc Koke, 1995, 1996, 1997
 Troy Kokjohn, 2008, 2009, 2010, 2011
 Mickey Koonce, 1954, 1955
 Ted Koonce, 1940, 1941
 Kail Krider, 2007
 J.B. Kuehl, 1942
 Julian Kuehl, 1946, 1948
 Dennis Kuithe, 1980, 1981, 1982, 1983
 Herb Kunz, 1991
 Rich Kuranda, 1988
 Larry Kuykendall, 1973, 1974
 Roy Kyle, 1940

↳ **L**

Dennis Lackey, 1967
 Dan LaGrasta, 1951, 1952, 1953
 Charles Laine, 1951, 1952, 1953
 Bill Lalicker, 1945, 1946, 1947, 1948
 Bill Lammes, 1949, 1950
 David Lancaster, 1961

Chris Land, 2000
 Charles Langford, 1919, 1920
 James Langston, 1986, 1987
 Bobby Lankford, 1951
 Melvin Lark, 1976, 1977, 1978, 1979
 Bill Lawhorn, 1949, 1950
 Jack Lawless, 1949, 1950
 Pete Lawless, 1947, 1948
 Frank Lawlis, 1960, 1961
 Clark Lawrence, 1972, 1973
 James Leatherwood, 1964
 Greg Lee, 1984, 1985
 Lairamie Lee, 2011, 2012, 2013, 2014
 Laymonde Lee, 1995, 1996, 1997, 1998
 Marlon Lee, 1999, 2000
 Robbie Legg, 1985, 1986, 1987, 1988
 Jim Lemming, 1977, 1978, 1979, 1980
 Dennis Lemmons, 1973, 1974
 Cyril Lemon, 2011, 2012, 2013, 2014
 Nick Leppo, 2010
 Wilmer Levels, 1969, 1970
 Ralph Lewerenz, 1982, 1982, 1983
 B. J. Lewis, 2007, 2009, 2010
 Dhathi Lewis, 1996, 1997
 George Lewis, 1976, 1977
 Glenn Lewis, 1977, 1978
 Henry Lewis, 1925
 Reginald Lewis, 1975, 1976, 1977, 1978
 Robert Lewis, 2012, 2013
 Eric Lichty, 2007
 Peter Linck, 1962, 1963, 1964
 Alexander Lincoln, 2011, 2012, 2013, 2014
 Dick Lindsay, 1945, 1946, 1947, 1948
 Jay Linville, 1982, 1983
 Dylan Lineberry, 2004, 2005, 2006
 Bernie Little, 1974, 1975, 1976
 Ret Little, 1967, 1968, 1970
 Phillip Littlejohn, 1995, 1996, 1997, 1998
 James Littlepage, 1961, 1962, 1963
 Jeff LoCaste, 1977, 1978, 1979
 Carl Lockhart, 1962, 1963, 1964
 Tim Loftin, 1975, 1976, 1977
 Bob London, 1928, 1929, 1930
 Jack London, 1920
 Audie Long, 1963, 1964, 1965
 Rondy Long, 1990
 Roy Loren, 2006
 Alex Lott, 2008, 2009, 2010
 Andy Lott, 1998, 1999
 David Lott, 1954, 1955, 1956
 John Lott, 1984, 1985
 John Love, 1965, 1966
 Chris Loving, 2014, 2015
 Loyd Lowe, 1948, 1949, 1950
 Weldon Lucas, 1929, 1930
 Noel Luna, 2007
 H.H. Lundon, 1921
 Jarrod Lynn, 2014, 2015
 Richard Lynn, 1919
 Greg Lyssy, 1980, 1981, 1982

↳ **M**

Greg Mabra, 1991
 Blake Macek, 2013, 2014, 2015
 Dominique Mackey, 2001, 2003, 2004
 Marshall Magill, 1913, 1914
 Dave Maggard, 1932, 1933
 David Magnenat, 1960, 1961, 1962
 Colt Mahan, 2006, 2007, 2008
 Mitch Maher, 1991, 1992, 1993, 1994
 Cannon Maki, 2015
 Henderson Malone, 1931, 1932
 Onel Malone, 1928, 1929
 Ed Maltony, 1954, 1955
 Roderick Manning, 1986, 1987, 1988
 Rogdrick Manor, 1994, 1995
 Michael Marr, 1967, 1968, 1969
 George Marshall, 2000, 2001, 2002
 Gordon Marshall, 1975
 Jamal Marshall, 2012, 2013, 2014, 2015
 Mike Marshall, 2011, 2012, 2013
 Cecil Martin, 1947, 1948, 1950

Elbert Martin, 1931
 Jarrod Martin, 1998
 Paul Martin, 1974, 1975, 1976, 1977
 Roger Martin, 1934, 1935, 1936
 Wesley Martin, 1937
 J.D. Martinez, 1987, 1988, 1990
 Ernie Marvel, 1948, 1949, 1950, 1951
 Daryl Mason, 2012, 2013, 2014
 Corie Massey, 2000, 2002
 Johnny Mata, 1966, 1967
 Jeremi Mathis, 2009
 Travis Matlock, 2000
 Greg Matthews, 1990, 1991, 1992, 1993
 Paul Matthews, 1934
 Jason May, 2003, 2005
 Sean Mayes, 1990, 1991, 1992, 1993
 Dan McAlister, 1918, 1919, 1920
 Cougar McBride, 2001
 Fred McCain, 1945, 1946, 1947, 1948
 Kishawn McClain, 2014, 2015
 Bob McClendon, 1951, 1952
 Sam McClure, 1926, 1927, 1929, 1930
 Benny McCollum, 1959, 1960
 L.L. McCombs, 1924, 1925
 D'Leon McCord, 2010, 2011
 Brandon McCoy, 2010, 2011, 2012, 2013
 Steve McCoy, 1969
 Glen McCracken, 1915, 1918
 Loren McCray, 1919, 1920, 1921
 Maurice McCray, 1922, 1923, 1924
 James McCurin, 1977, 1978
 James McDaniel, 1938, 1939, 1940
 Kevin McDaniel, 1991
 Ed McDonald, 1969, 1970
 Danny McElroy, 1982, 1983
 Ray McFarland, 1980
 Gordon McFeders, 1984, 1985, 1986, 1987
 Ray McGallion, 1949, 1950, 1951
 Don McGee, 1999, 2000, 2001, 2002
 Randal McGee, 1949, 1950
 John McGill, 1988, 1989, 1990
 Bill McGinnis, 1960
 Charlie McGinty, 1951, 1952, 1953
 David McGinty, 1986, 1987, 1988
 Efreem McGowan, 1981, 1982, 1983
 Broderick McGrew, 1996, 1997, 1998, 1999
 James McIngvale, 1972, 1973
 Leland McIntyre, 1939, 1940
 Chris McIver, 1999, 2000, 2001, 2002
 Dan McIver, 2000
 Dwyer McKeith, 1997
 Shawn McKinney, 2013
 Vertis McKinney, 1994, 1995
 LaDarrin McLane, 1997, 1998, 1999, 2000
 Shane McLaughlin, 1991, 1993, 1994, 1995
 Mitch McManus, 1981, 1982, 1983
 Russell McMillan, 1990, 1991, 1992
 Arther McNac, 2003, 2004
 Darrien McNair, 2015
 Mark McNeely, 1978
 Jim McNeill, 1927
 Ned McNeill, 1945, 1946, 1947, 1948
 Andrew McNulty, 2011, 2014, 2015
 Bill McWatters, 1962
 Lloyd McWhirter, 1941
 Daniel Meager, 2005, 2006, 2007, 2008
 Connor Means, 2015
 Matt Menard, 2007, 2008
 Derek Mendoza, 2004, 2005, 2006, 2007
 Tony Merriwether, 1980, 1981, 1982, 1983
 Leonard Mershon, 1937, 1938
 Tom Middaugh, 1984, 1985, 1986, 1987
 Albert Mikeska, 1941, 1941
 Chris Miles, 2015
 Ben Miller, 2000, 2001, 2002
 Carl Miller, 1922, 1923, 1924, 1925
 Chris Miller, 2002, 2003, 2004, 2005
 Drew Miller, 2011, 2012, 2013
 Don Miller, 1976
 Jackie Miller, 1971
 Joseph Miller, 2005, 2006, 2007, 2008
 Kevin Miller, 1985, 1986, 1987, 1988
 Ron Miller, 1976



HISTORY

↳ letterwinners

Chuck Mills, 1968, 1969
 Jason Mills, 1994, 1995
 Andy Milum-Lott, 1998
 Calvin Minor, 2014, 2015
 Mike Minter, 1984, 1985
 James Mitchell, 2003, 2004, 2005, 2006
 Julius Mitchell, 1976, 1977, 1978, 1979
 Mark Mitchell, 1994
 Joe Milton, 1969, 1970
 Joey Missildine, 1991, 1992
 Shields Mitchell, 1949
 Walter Mitchell, 1937, 1938
 James Moffitt, 1969
 Mark Molamphy, 2001
 Art Molina, 1981-82
 Chris Moncrief, 1972
 Brandon Monroe, 2004, 2005, 2006, 2007
 Byron Monroe, 2013
 Charles Monroe, 1987, 1988, 1989, 1990
 Cam Montgomery, 2008, 2009
 Carl Montgomery, 1941
 Corbin Montgomery, 1997, 1998
 Jalen Montgomery, 2015
 Wes Montgomery, 1987, 1988
 Health Moody, 1997, 1998, 1999, 2000
 Monty Moon, 1984, 1985, 1986, 1988
 Barry Moore, 1968, 1969
 Ben Moore, 1952, 1953
 Curtis Moore, 1965, 1967
 Elbert Moore, 1927, 1928
 James Moore, 1962, 1963, 1964
 John C. Moore, 1918
 J.D. Moore, 1931, 1932
 Kevin Moore, 2003, 2004
 Red Moore, 1917
 Rodney Moore, 1981, 1982, 1983
 Sid Moore, 2014, 2015
 Trevor Moore, 2014, 2015
 U.G. Moore, 1928
 Thomas Moreland, 2007
 David Morgan, 1997, 1998, 1999
 Velton Morgan, 1989, 1990
 David Morris, 1977, 1978, 1979, 1980
 Peter Morriss, 1973, 1975, 1976
 Marty Morrison, 1976, 1977, 1978, 1979
 Andre Mosely, 1980, 1981, 1982, 1983
 Wendall Mosely, 1990, 1991
 Dale Moses, 1979, 1980, 1981, 1982
 Micah Mosley, 2007, 2008, 2009, 2010
 Bill Moss, 1959
 Howard Moss, 1973, 1974, 1975
 Wayne Mueller, 1961, 1962, 1963
 Jeff Muenchow, 1999, 2000, 2001, 2002
 Garvin Mugg, 1942
 Troy Mullins, 1932, 1933
 Durwood Mumford, 1941, 1947
 Scott Murphy, 1995, 1996
 Charles Murray, 1977, 1978
 Jordan Murray, 2015
 Tom Murskie, 1964, 1965
 Milton Musick, 1942
 Zachary Muzzy, 2004, 2005, 2006
 Roy Myers, 1968, 1969
 Terence Myracle, 1926
 Williams Myers, 1918, 1919, 1920, 1925

↳ N

Boyce Nall, 1938, 1939, 1940
 Paul Nance, 1979, 1980, 1981, 1982
 Chris Neal, 2007, 2008, 2009
 David Neale, 1964, 1965
 Butch Neasley, 1967, 1969
 Brian Nelson, 2007
 Gordon Nelson, 1963
 John Ed Nelson, 1964
 Kendell Nelson, 1984, 1985, 1986, 1987
 Tommy Nelson, 1971
 Chris Nevins, 2003, 2004
 Roy Newman, 1951, 1953
 Jonathan Newton, 1978, 1979
 James Nichols, 1932, 1933, 1934
 Winton Noah, 1924, 1925, 1926

Damion Nobles, 2003, 2004
 H.C. Nolte, 1942
 Levene Norman, 1972, 1973
 Ed Norris, 1940
 Latif Nurudeen, 2007, 2008
 Richard Nutt, 1947, 1948
 Joel Nwigwe, 2002, 2003, 2005, 2006
 Tobe Nwigwe, 2006, 2008, 2009
 Larry Nyquist, 1956

↳ O

K.C. Obi, 2009, 2010, 2011, 2012
 Jimmy Odoms, 1975, 1976, 1977, 1978
 Walter O'Farrell, 1949, 1950
 Bill Oglesby, 1942, 1945, 1946, 1947
 E.O. Oglesby, 1914, 1915
 Ford Oglesby, 1913, 1914, 1915
 Jamize Olawale, 2010, 2011
 Zach Olen, 2010, 2011, 2012, 2013
 Mike Oliphant, 1976, 1977, 1978, 1979
 Joe Oliver, 1958, 1959, 1960
 Ivan Oliver, 1922, 1923, 1924
 Ken O'Neill, 1971, 1972
 Sutton Orenbaum, 1940, 1941
 Austin Orr, 2013, 2014, 2015
 Zach Orr, 2010, 2011, 2012, 2013
 Brent Osborn, 2012
 Chris Osborne, 1979
 Michael Outlaw, 2009, 2011
 Bobby Owen, 1972, 1973, 1974, 1975
 Ed Owens, 1984, 1985, 1986, 1987
 Sam Owusu-Hemeng, 2007, 2008, 2009

↳ P

Sam Pack, 1972
 Alex Pahulu, 2000, 2001
 Jerry Pair, 1959
 Ron Paris, 1998, 1999, 2000, 2001
 Sam Parker, 2000, 2001
 Walt Parker, 1938, 1939
 W.E. Parker, 1938
 Willie Parker, 1969, 1970
 Montrell Parks, 2001, 2002
 Terry Parks, 1959, 1960
 Zane Paschall, 1985, 1986, 1987, 1988
 Ephraim Patterson, 2005
 Vince Patterson, 1996, 1997, 1998, 1999
 Zach Paul, 2013
 Bryan Paxton, 1989, 1990
 Crillon Payne, 1938, 1939
 Robert Peachey, 2006
 Jeremy Pearl, 2001, 2002, 2003
 Charles Peck, 1967
 Erric Pegram, 1988, 1989, 1990
 Homer Pegram, 1933, 1934, 1935
 Reggie Pegram, 2013, 2014
 John Pegues, 1974
 Shelton Pendarves, 1971, 1972, 1973
 Robert Penn, 1988
 A. J. Penson, 2007, 2008, 2009, 2010
 Robert Pentecost, 1936
 Arthur Perkins, 1959, 1960, 1961
 James Perry, 1978, 1979, 1980
 Corry Pertile, 1997, 1998, 1999, 2000
 Fred Pertile, 1997, 1998, 1999, 2000
 Steve Petcavage, 1976
 Andre Phillips, 1996, 1997, 1998
 Cecil Phillips, 1939
 James Phillips, 1936
 Jeremy Phillips, 2009, 2010, 2011, 2012
 Kevin Phillips, 1986, 1987
 Kim Phillips, 1986, 1987, 1988
 Matt Phillips, 2005, 2006, 2007, 2008
 Rudolph Phillips, 1977, 1978, 1979, 1980
 Jerry Pickens, 1983
 Paul Pierson, 1931, 1932, 1933
 Mike Pirkle, 1960, 1961, 1962
 Steve Piskor, 1990, 1991
 Chase Pistole, 2005
 Rex Pitts, 1965
 Lynrick Pleasant, 2011, 2012, 2013
 Sam Pogue, 1949, 1950, 1951

Chad Polk, 2012, 2013, 2014, 2015
 T.A. Pollan, 1920, 1921, 1925
 Matt Ponce, 2009
 Gene Pool, 1985, 1986, 1987, 1988
 Lawrence Pool, 1929, 1930
 Marcell Porter, 2015
 Ted Pospisil, 1967, 1968
 James Potts, 1913, 1914
 Tommie Powell, 1971
 Frank Powers, 1940, 1941
 Andrew Power, 2011, 2012
 J.W. Powlledge, 1914
 Ashton Preston, 2015
 Bobby Price, 1961, 1962
 Greg Price, 1993, 1994
 Tom Price, 1964, 1965, 1966
 Larry Priestley, 1965
 Walter Priestley, 2001, 2002, 2003, 2004
 Daniel Prior, 2009, 2010, 2011, 2013
 Perry Pruett, 1968, 1969, 1970
 Michael Pruitt, 2003, 2004
 Sky Pruitt, 2004, 2005, 2006
 Joe Mack Pryor, 1957, 1958
 Jim Puryear, 1952, 1953
 John Pyszynski, 1970, 1971

↳ Q

Charles Qualls, 1949, 1950, 1951
 Mark Quinlan, 1968, 1969
 Johnny Quinn, 2003, 2004, 2005, 2006

↳ R

Howard Ramey, 1957
 Kelly Ramsey, 1995
 Steve Ramsey, 1967, 1968, 1969
 J.R. Randle, 1999, 2000, 2001, 2002
 Willie Ransom, 2005
 David Ray, 1975, 1976, 1977
 Glen Ray, 1975, 1976
 Justin Ray, 1993, 1994, 1995, 1996
 Bob Reams, 1947, 1948
 Jay Record, 1980, 1981
 Troy Redwine, 1993, 1994, 1995
 Beasley Reece, 1973, 1974, 1975
 Charles Reece, 1990, 1991
 Dan Reeder, 1981, 1982, 1983
 DeWayne Reeder, 1984, 1985
 Gene Reese, 1967
 Tony Reese, 1965, 1968
 Barrett Reeves, 1942
 Otis Reeves, 1935, 1937
 Wylie Reinhardt, 2015
 Brett Renfro, 1993, 1994, 1995, 1996
 Dean Renfro, 1951, 1952, 1953
 John Renfro, 1954, 1955
 Ray Renfro, 1949, 1950, 1951
 Zene Renfro, 1979, 1980, 1981, 1982
 Ryan Rentfro, 2014, 2015
 Rex Repass, 1934, 1935, 1937
 Tye Rexrode, 2006
 Mac Reynolds, 1954, 1955, 1956
 Ralph Reynolds, 1951, 1952
 Mike Rhone, 1984, 1985, 1986, 1987
 Clay Rice, 1928
 Don Rice, 1971
 Ronny Rice, 1957, 1958, 1959
 Sam Rice, 2015
 Jeff Richards, 1930
 Bobby Richardson, 1960
 Marvin Richardson, 1982, 1983
 Paul Richardson, 1942
 Charles Ricks, 1937, 1938
 Chris Ridgeway, 2000
 Louis Rienzi, 1945, 1946, 1947, 1948
 James Riggs, 1939, 1940
 Frank Riley, 1922, 1923, 1926
 Ron Riley, 1996, 1997
 Todd Rimbey, 1995, 1996
 Johnnie Riola, 1938, 1939, 1940
 Dallas Rish, 1930, 1932, 1933
 Thomas Ritchey, 1966

John Roady, 1922, 1923
 Ralph Roberson, 1985, 1986, 1987, 1988
 Ray Roberson, 1949, 1950
 Sam Roberson, 2008, 2009
 Craig Robertson, 2007, 2008, 2009, 2010
 Ed Robertson, 1946
 Evan Robertson, 2006
 Donald Robinson, 1935
 Foster Robinson, 1913
 Jerry Robinson, 1972
 Jarrian Roberts, 2014, 2015
 Nathan Roberts, 2000
 Willie Robinson, 2015
 Jeff Rodgers, 1997, 1998, 1999, 2000
 A.B. Rogers, 1933
 Bill Rogers, 1949, 1950, 1951
 James Roller, 1977
 Rex Rollins, 2013, 2015
 Scott Rollins, 1997, 1998, 1999
 Evyn Roman, 2007
 Ronnie Romike, 1963, 1964, 1965
 Chad Rose, 2005, 2006, 2008
 Morris Rose, 1958, 1959
 Steve Rose, 1965, 1968
 Draylen Ross, 2006, 2008, 2009, 2010
 Richard Ross, 1978
 Forrest Rucker, 2009
 Nick Ruggerie, 1940
 Ramon Ruiz, 1956
 Tommy Runnels, 1952, 1953, 1954
 James Russell, 1965, 1966, 1967
 Jerry Russell, 1956, 1957
 Kyle Russo, 2008
 O'Keeron Rutherford, 2015
 Earl Rutledge, 1913, 1914
 Bill Ryan, 1961, 1962, 1963
 John Ryan, 2000, 2001, 2002

↳ S

Jay Saad, 1982, 1983
 Steve Sakis, 1972
 Kregg Sanders, 1987, 1988
 Robert Sanders, 1964, 1965
 Esteban Santiago, 2007, 2008, 2009, 2010
 Kendrick Sapp, 1996, 1997, 1998, 1999
 Konockus Sashington, 2012
 Hurlles Scales, 1971, 1972
 John Schilleci, 2013, 2014, 2015
 Johnny Schindler, 1984, 1985
 Herbert Schulze, 1960, 1961, 1962
 Paul Schulze, 1980, 1981, 1982
 Casey Schutz, 2010, 2011
 Fred Scott, 2014, 2015
 Clare Seay, 1931, 1932
 Gayle Sebastian, 1933
 Bryant Seidle, 2006, 2008, 2009
 J.R. Selexman, 1990
 W.B. Self, 1942
 Ken Selph, 1961, 1962, 1963
 Fritz Shankles, 1915
 Ronnie Shanklin, 1967, 1968, 1969
 Joe Sharp, 1942
 Dennis Shaw, 1954, 1955
 Jerrell Shaw, 1957, 1958
 Bruce Shaw, 1942
 Rick Shaw, 1971, 1972, 1973
 Floyd Shawver, 1929, 1931
 Bill Sheffield, 1938, 1939, 1940
 Charles Shepard, 1951, 1952, 1953, 1954
 John Shepherd, 1974
 DeWayne Sheppard, 1987, 1988
 Robert Sheppard, 1934, 1935, 1936
 Jim Sherburn, 1956, 1957, 1958
 Strickland Shoefner, 1941
 Harold Shoemaker, 1936, 1942
 Johnny Shoemaker, 1936, 1938
 Michael Shook, 1967, 1968
 John Shorter, 2008, 2009, 2010, 2011
 Phil Shotland, 1971, 1972, 1973
 Paul Shotwell, 1975, 1976, 1977
 Dan Shurley, 1992, 1993
 Fred Sigler, 1928, 1929
 Luis Silva, 1991, 1992, 1993, 1994



Bruce Simmons, 1957, 1958
 James Simmons, 1922, 1923, 1924
 Charles Simpson, 1981, 1982, 1983
 Ilias Simpson, 2003, 2004
 Richard Sims, 1984, 1985
 Walter Sims, 1976, 1977, 1978
 Mike Sizelove, 1981, 1983
 Ted Sizemore, 1920
 George Skipper, 1954
 Fred Slack, 1921, 1922, 1923, 1924
 Phillip Slater, 1956, 1957
 Rudolph Smart, 1927, 1928
 Ted Smart, 1926
 Turner Smiley, 2014, 2015
 A.J. Smith, 2015
 Andrew Smith, 2002, 2003
 Basil Smith, 1942
 Bert Smith, 1917
 Brad Smith, 1993, 1994
 Brian Smith, 1994, 1995
 Bobby Smith, 1961, 1962, 1963
 Charlie Smith, 1978, 1979, 1980, 1981
 DaMarcus Smith, 2015
 Dan Smith, 1959, 1961
 Darnell Smith, 2012, 2013
 Don Smith, 1954, 1955, 1956
 Ellery Smith, 1990
 Garry Smith, 1974, 1975
 Gary Smith, 1975, 1976, 1977
 Ira Smith, 2009, 2010
 Isiah Smith, 2007, 2008
 James Smith, 1970, 1971
 James F. Smith, 1945, 1946, 1947, 1948
 J.T. Smith, 1974, 1975, 1976, 1977
 Ken Smith, 1975, 1976, 1977
 LaJaylin Smith, 2012
 Larry Smith, 1974, 1975
 Lou Smith, 1986, 1987, 1988
 Marcus Smith, 2013, 2014, 2015
 Mark Smith, 1980
 Raymond Smith, 1929, 1930, 1931
 Royce Smith, 1973, 1976
 Tanner Smith, 2011, 2012, 2013, 2014
 Todd Smith, 1983, 1984, 1985
 Tommy Smith, 1954, 1955
 Whit Smith, 1979, 1980
 John Snead, 1954, 1955
 C.B. Snyder, 1920
 Harrison Sorge, 2015
 Weston Squire, 2009, 2010, 2011
 Cecil Sountagg, 1931, 1932
 Mike South, 1990, 1991
 Bill Spencer, 1966
 Cody Spencer, 2000, 2001, 2002, 2003
 Richard Spencer, 1966
 Thomas Spencer, 2000
 Truman Spencer, 2005, 2006, 2007, 2008
 Brad Spinks, 1993, 1994, 1995, 1996
 Charles Sportsman, 1924, 1925
 Carl Sprock, 1983, 1984, 1985
 Spencer Stack, 1999, 2000, 2001
 Tom Standifer, 1914
 Sammy Stanger, 1957, 1958, 1959
 Bobby Stansel, 1954
 C.H. Starnes, 1913, 1914
 John Starnes, 1981, 1982, 1983
 Steve Stephenson, 1917
 Ron Sterling, 1998, 1999
 Joe Stevenson, 1978, 1979, 1980
 Montey Stevenson, 2004, 2005, 2006, 2007
 Doug Stewart, 1954
 Jonathan Stewart, 2007, 2008
 Matt Stewart, 1980, 1981, 1982
 Lawrence Stickland, 1951, 1952
 Brock Stickler, 2005, 2006, 2007, 2008
 Billy Still, 1995, 1997
 Michael Stojkovic, 2011
 Gaines Stovall, 1963, 1964
 Johnnie Stovall, 1934, 1935
 P.B. Stovall, 1935, 1936
 Bob Stout, 1972, 1973
 Tyler Stradford, 2010

Jim Stuart, 1949, 1950
 Arthur Stubblefield, 2007
 Mike Sturm, 1969
 Jerry Suhler, 1965, 1966, 1967
 Steve Sullivan, 1969, 1970, 1971
 Larry Sullivant, 1960, 1961, 1962
 Nicholas Summerfield, 2012
 Lloyd Sutton, 1970
 Willard Sutton, 1933, 1934, 1935
 Lawrence Svehlak, 1961, 1962
 Wendell Swann, 1949, 1950
 Sammy Swierc, 1974, 1975, 1976
 Jim Swords, 1968, 1969
 Marquis Sykes, 2007, 2008

↳ T

Jimmie Tallant, 1935, 1936
 Elmer Tampke, 1924, 1926, 1927, 1928
 R.A. Tampke, 1921
 Jarrell Tarpley, 1984, 1985, 1987, 1988
 Ed Tasby, 1970, 1971
 Arichie Tatum, 1980
 Kiev Tatum, 1987, 1988
 T.J. Tauaalo, 2015
 Tony Taveras, 2007
 Leo Taylor, 1968, 1969
 Weldon Taylor, 1933, 1934, 1935
 Willie Taylor, 2009, 2010, 2011
 Harold Teal, 1954, 1955
 Kerry Tecklenburg, 1980, 1981, 1982, 1983
 Derrick Teegarden, 2013, 2014
 Darius Terrell, 2013, 2014
 Darrell Terrell, 1978, 1979, 1980
 George Terrell, 1951
 Scott Terry, 1991
 Weston Thaggard, 2002, 2003, 2004
 Theon Thetford, 1957, 1958
 Isaac Thomas, 2005, 2006, 2007, 2008
 Jamario Thomas, 2004, 2005, 2006, 2007
 Larry Thomas, 1962, 1963, 1964
 Mike Thomas, 1999
 Richard Thomas, 1990
 Stan Thomas, 1993, 1994
 Kevin Thomes, 1986, 1987
 Derek Thompson, 2009, 2011, 2012, 2013
 Doyle Thompson, 1930
 Micah Thompson, 2013, 2014, 2015
 Mike Thompson, 1982, 1983
 Thaddeous Thompson, 2015
 Wade Thompson, 1925, 1926
 James Thorne, 1971
 Michael Thrash, 2002, 2003
 Matt Tiemann, 1984
 Oran Tipps, 1918
 Andy Todd, 1990, 1991, 1992, 1993
 Matt Tomlinson, 2009, 2010, 2011
 Ray Toole, 1956, 1957
 F. H. Toombs, 1915
 Trent Touchstone, 1988, 1989
 Marcus Trice, 2012, 2013
 Bob Tricks, 1969, 1970
 Everett Truitt, 1980, 1981, 1982
 Andrew Tucker, 2014, 2015
 Glenn Tucker, 1969, 1970
 Robert Tucker, 1966, 1967
 Nathan Tune, 2007, 2008, 2009, 2010
 Charles Turner, 1935, 1936
 R.E. Turner, 1925
 Reginald Turner, 1973
 Matt Turney, 1999, 2000, 2001, 2002
 Jeff Tutson, 1988, 1989, 1990

↳ U

Wayne Ulmer, 1962

↳ V

Greg Van Ness, 1973
 Don Vardell, 1966, 1967, 1968
 Les Varner, 1973
 Jack Vaughn, 1931, 1932, 1933

George Veit, 1952, 1953, 1954
 Adam Venegas, 2005, 2006, 2007
 Gene Verkerk, 1951, 1952
 Ray Verkerk, 1951, 1952, 1953
 Danny Vick, 1980, 1981, 1982, 1983
 Harold Vick, 1937
 Brian Vickers, 1991
 Don Vickers, 1962
 Reb Villard, 1917
 Leon Vinyard, 1937, 1938, 1939
 Giovanni Vizza, 2007, 2008

↳ W

Robert Waddle, 1994, 1995, 1996, 1997
 James Wade, 1963, 1964, 1965
 Sheldon Wade, 2013, 2014
 Jack Wages, 1954
 A.J. Waight, 1964
 Bruce Walker, 1990, 1991
 De Walker, 1937, 1938, 1939
 Doyle Walker, 1939, 1940
 Joe Walker, 1984, 1985, 1986, 1987
 Marvin Walker, 1979, 1980, 1981, 1982
 Prentiss Walker, 1929, 1930, 1932
 Reece Walker, 1991
 Tony Walker, 1989, 1990
 Wayne Walker, 1990, 1991, 1992, 1993
 Anthony Wallace, 2014, 2015
 Charles Wallace, 1964
 Henry Wallace, 1924
 Robert Wallace, 1964, 1965
 Sir Calvin Wallace, 2014, 2015
 James Walton, 1989, 1990
 David Warehime, 1982, 1983
 Frank Ward, 1989, 1990
 Freddie Warner, 2011
 Garland Warren, 1954, 1955, 1956
 Justin Warren, 1999, 2000
 Steve Warren, 2005, 2006, 2008, 2009
 Shawn Wash, 1987, 1988, 1989, 1990
 Burks Washington, 1975, 1976, 1977, 1978
 Fred Washington, 1966, 1967
 Ken Washington, 1974, 1975, 1976, 1977
 Corey Washington, 2006, 2007
 Lorenza Washington, 1992, 1993, 1994, 1995
 Brian Waters, 1995, 1996, 1997, 1998
 Maurice Waters, 1942
 Dan Watson, 1995, 1996
 Dutton Watson, 2014
 Terry Watson, 1994, 1995
 Bobby Way, 1957, 1958, 1959
 Fred Way, 1952, 1953
 Aaron Weathers, 2005, 2006, 2007
 Bill Weaver, 1959, 1960, 1961
 John Weber, 2010
 Mendel Weiss, 1994, 1995
 Jeff Webb, 1974, 1975
 Phil Wells, 1966, 1968
 Steve Wells, 1977, 1978, 1979
 Bill Wendler, 1972, 1973, 1974
 Bernard West, 1977, 1978, 1979
 Damon West, 1995
 I.M. West, 1918, 1920, 1921
 Phil West, 1986, 1987
 W.B. West, 1921
 Walter West, 1925
 Ray Whisenhunt, 1916, 1922, 1923
 Danny Whitaker, 1976, 1977, 1978, 1979
 Charles White, 1990, 1991, 1992
 Dee White, 1992, 1993, 1994
 Donald White, 1993, 1994, 1995
 Kyle White, 2009
 Lance White, 1984, 1985, 1986
 Robert Whitehead, 1998, 1999, 2000
 A.D. Whitfield, 1962, 1963, 1964
 Zac Whitfield, 2012, 2013, 2014, 2015
 Felton Whitlow, 1945, 1946, 1947
 Lewis Whitson, 1958, 1959, 1960
 Ralph Widacki, 1962, 1963
 Derrick Wiggins, 1987, 1988
 JaQuay Wilburn, 1997, 1998, 1999, 2000

Terrence Wilburn, 1995
 J.A. Wilkerson, 1917, 1921
 Keith Wilkerson, 1989, 1990, 1991, 1992
 Michael Wilkerson, 1973, 1974, 1975, 1976
 Walter Wilkerson, 1918
 Wayne Wilkins, 1968
 Collin Williams, 1974, 1975
 Craig Williams, 1986, 1987, 1988
 Dajon Williams, 2014
 Darien Williams, 2008, 2009
 Darrell Williams, 1996, 1997, 1998, 1999
 Freck Williams, 1920
 John Williams, 1947, 1948
 Mit Williams, 1913
 Pete Williams, 1968
 Steve Williams, 1985
 Victor Williams, 1966, 1967
 Welby Williams, 1939, 1940
 Ray Williamson, 1960, 1961
 Homer Willis, 1922, 1923
 Eugene Wilson, 1931, 1932, 1933
 Jamaal Wilson, 2010, 2011
 James Wilson, 1980, 1981, 1982, 1983
 Jeffrey Wilson, 2014, 2015
 Jimmy Wilson, 1954, 1955
 Kelon Wilson, 1994, 1995, 1996
 Neal Wilson, 1964
 Noel Wilson, 1928, 1930, 1931
 Woodrow Wilson, 1934, 1935, 1936
 Woody Wilson, 2006
 Ernest Winfrey, 1954
 Brad Winn, 1997, 1998
 Albert Wirz, 1931, 1932, 1933
 Lee Wise, 1952
 John Withers, 1973
 Mark Witte, 1979, 1980, 1981, 1982
 Paul Wleczyk, 1980, 1981, 1982
 Jimmy Wolff, 1965
 Greg Womble, 1979, 1980
 Royce Womble, 1949, 1950
 David Wood, 1978, 1979, 1980
 Eugene Wood, 1940, 1941
 Glen Wood, 1949, 1950
 Aaron Woodard, 1996, 1997
 Steve Woodard, 1987, 1988
 Billy Woods, 1966
 Elmer Woods, 1924
 Fred Woods, 1969, 1970, 1971
 Sears Woods, 1975
 Detriorn Woodson, 1996, 1997, 1998, 1999
 Dave Woodward, 1962, 1963
 Elex Woodworth, 2015
 B. Wynn Wooley, 1913
 Brad Woosley, 2000, 2001
 Mayfield Workman, 1938
 Avery Wright, 1993, 1994, 1995, 1996
 Donovan Wright, 2000, 2001, 2002
 James Wright, 1961, 1962
 J. N. Wright, 1954, 1955, 1956
 Ted Wright, 1931, 1932
 Weldon Wright, 1954, 1955
 Will Wright, 2010, 2011, 2012, 2013
 Bob Wyatt, 1969, 1970, 1971
 Koryee Wyatt, 2002, 2003

↳ Y

David Yaege, 1971, 1972
 Jim Yarber, 1974, 1975
 Terrell Yarborough, 1932, 1933, 1934
 Mason Y'Barbo, 2011, 2012, 2013, 2014
 Carlos Yearwood, 1997, 1998
 Todd Yocum, 1982, 1983
 Shane York, 1997, 1998
 Bill Young, 1972, 1973, 1974
 Charles Young, 1978, 1979, 1980, 1981
 Jay Young, 1997, 1998
 Jerry Young, 1954, 1955, 1956
 Roderick Young, 2015

↳ Z

James Zaleski, 1959, 1960
 Nicolas Zuniga, 2000, 2001, 2002, 2003



HISTORY

↳ mean green in the nfl

↳ Pro Draftees

The initial draft was held February 8, 1936. Below are North Texas' draftees since the first draft. Free agents are also included.

Year	Name, Pos., NFL Team	Rd.	Pick	Year	Name, Pos., NFL Team	Rd.	Pick
2014	Derek Akunne, Falcons	free agent			Willie Parker, C, SF 49'ers	3rd	23rd
	Antonio Johnson, Jets	free agent			Wilmur Levels, DB, Browns	9th	14th
	Cyril Lemon, Saints	free agent			Tom Gipson, DT, Raiders	14th	19th
2013	Brelan Chancellor, Chargers	free agent			Glenn Tucker, LB, Redskins	16th	10th
	Zach Orr, Ravens	free agent			Perry Pruett, DB, Patriots	free agent	
	Marcus Trice, Bears	free agent		1970	Cedric Hardman, DE, SF 49'ers	1st	9th
2012	Lance Dunbar, RB, Cowboys	free agent			Ron Shanklin, WR, Steelers	2nd	2nd
	Jamize Olawale, TE, Cowboys	free agent			Steve Ramsey, QB, Saints	5th	22nd
2011	Craig Robertson, LB, Browns	free agent			Glen Holloway, G, Bears	10th	1st
2009	Truman Spencer, P, Chargers	free agent			Robert Helterbran, G, Bears	16th	1st
2008	Brandon Jackson, WR, Chargers	free agent		1969	Joe Greene, DT, Steelers	1st	4th
2007	Johnny Quinn, WR, Bills	free agent			Charles Beatty, DB, Steelers	7th	4th
2006	Patrick Cobbs, RB, Patriots	free agent			Michael Shook, DB, Redskins	13th	5th
2005	Adrian Awasom, DE, Giants	free agent			Billy Wood, DB, Broncos	16th	10th
2004	Cody Spencer, LB, Raiders	6th	17th	1968	Lindon Endsley, C, Chiefs	8th	21st
	Brandon Kennedy, DT, Broncos	free agent			Ed Brantley, T, Bengals	8th	27th
2002	Don McGee, DB, Cowboys	free agent			Henry Holland, C, Falcons	9th	2nd
2001	Brad Kassell, LB, Titans	free agent			James Russell, E, Bengals	10th	27th
2000	Phillip Armour, OC, Colts	free agent		1967	Vidal Carlin, QB, Cardinals	3rd	16th
	John Baker, P, Rams	free agent			John Love, WR, Redskins	7th	13th
1998	Brian Waters, TE/DL, Cowboys	free agent		1966	Martin Kahn, T, Falcons	5th	16th
1996	Toby Gowin, P, Cowboys	free agent			Bob Sanders, C, Falcons	9th	1st
1995	Anthony Bridges, DB, Cardinals	6th	34th	1965	Jim Moore, LB, Lions	12th	11th
1992	Tomur Barnes, CB, Oilers	free agent			Carl Lockhart, DB, Giants	13th	1st
1991	Erric Pegram, RB, Falcons	6th	6th		A.D. Whitfield, FB, Cowboys	free agent	
	Scott Bowles, RT, 49ers	6th	26th	1964	Bobby Smith, HB, Steelers	7th	10th
	Scott Davis, QB, Steelers	free agent			Bill McWatters, RB, Vikings	8th	5th
1990	Roderick Manning, Bears	free agent			Dwain Bean, B, Packers	12th	13th
1989	Kim Phillips, DB, Saints	3rd	23rd		Crest Whitaker, WR, Saints	free agent	
1983	Mark Witte, TE, Buccaneers	11th	18th	1963	Bob Price, G, 49ers	19th	8th
1982	Louis Haynes, LB, Chiefs	4th	17th	1962	Art Perkins, RB, Rams	4th	2nd
	Tony Elliott, DE, Saints	5th	3rd		Richard Farris, G, Rams	8th	2nd
1981	Ron Battle, TE, Rams	7th	9th	1960	Abner Haynes, RB, Steelers	5th	7th
1980	Greg Davidson, C, Oilers	free agent			Sammy Stanger, C, Rams	14th	2nd
1979	Reginald Lewis, DE., Buccaneers	3rd	22nd	1959	Ed Gray, T, Bears	11th	9th
1978	J.T. Smith, WR, Chiefs/Cardinals	free agent			Bill Carrico, G, Steelers	16th	7th
1976	Beasley Reece, DB, Cowboys	9th	27th	1958	Ray Toole, B, Cardinals	21st	1st
	Mel Davis, DE, Steelers	15th	28th		Bill Groce, B, Steelers	25th	6th
1975	Stan Blackmon, TE, Packers	14th	10th		Garland Warren, C, 49ers	28th	10th
1973	Hurles Scales, DB, Bengals	14th	17th	1956	Dennis Shaw, E, Colts	11th	6th
1972	Steve Sullivan, T, Jets	13th	12th		Tom Runnels, B, Rams	14th	11th
1971	Leonard Dunlap, DB, Colts	1st	26th	1955	Dean Renfro, B, Browns	2nd	12th
					Gene Verkerk, T, Bears	8th	10th
					Charlie McGinty, E, Cardinals	9th	1st
					Charles Shephard, B, Colts	18th	3rd
				1954	Ken Hall, E, Packers	11th	2nd
					John Cavaglieri, T, Redskins	21st	7th
					Ralph Reynolds, B, 49ers	22nd	10th
					Glenn Holtzman, T, Rams	26th	9th



Year	Name, Pos., NFL Team	Rd.	Pick
1953	Larry Strickland, C, Bears	13th	5th
	Ken Bahnsen, FB, 49ers	21st	7th
	Ray Verkirk, T, Browns	28th	10th
1952	Ray Renfro, B, Browns	4th	11th
	Bill Bishop, OT, Bears	8th	5th
	Jim Brewer, G, Eagles	16th	4th
	Lloyd Lowe, HB, Bears	free agent	
	Royce Womble, FL, Colts	free agent	
1951	Cecil Martin, B, Redskins	23rd	1st
	Quincy Armstrong, C, Giants	26th	11th
1950	Jim Eagle, C, Eagles	25th	13th
1949	R.R. Walston, G, Steelers	13th	4th
	Richard Nutt, B, Giants	18th	4th
	A.D. Cate, G, Giants	21st	5th
	Joe Abbey, DE, Bears	free agent	
1948	Jim Cooper, C, Steelers	8th	9th
	Felton Whitlow, T, Steelers	27th	8th
1943	Garvin Mugg, OT, Lions	free agent	
1933	Ted Wright, HB, Redskins		

↳ All-Americans

2014	Trevor Moore	Placekicker (Sports Illustrated, Freshman All-American Team)
2010	Lance Dunbar	Running Back (Honorable Mention, Sports Illustrated)
2009	Lance Dunbar	Running Back (Honorable Mention, Sports Illustrated)
2007	Casey Fitzgerald	Wide Receiver (Honorable Mention, Sports Illustrated)
2004	Jamario Thomas	Running Back (First team, CBS Sportsline; Third team, AP)
2003	Patrick Cobbs	Running Back (Honorable Mention, Sports Illustrated)
2002	Brandon Kennedy	Defensive Line (Third-team) (College Football News)
1997	John Baker	Punter (Third team, AP)
1996	Toby Gowin	Punter (Third team, AP)
1990	Scott Bowles	Offensive Line (First team, Div. I-AA)
1990	Mike Davis	Defensive Line (First team, Kodak)
1990	Byron Gross	Linebacker (First team, Div. I-AA)
1990	Bart Helsley	Punter (First team, Div. I-AA)
1988	Rex Johnson	Defensive Line (First team, Kodak)
1983	Rayford Cooks	Defensive Line (First team, Kodak)
1983	Ronnie Hickman	Defensive Line (First team, Kodak)
1982	Marvin Walker	Receiver (Second Team, AP)
1977	Walter Chapman	Defensive Line (Third-Team, AP)
1969	Cedric Hardman	Defensive Line (HM All-America)
1968	Joe Greene	Defensive Tackle (Consensus first team)
1966	John Love	Receiver (HM All-America)
1959	Abner Haynes	Halfback (Time Magazine)
1959	Bill Carrico	Guard (Williamson All-America)
1955	Don Baker	Quarterback (Third team, Little All-America)
1954	Charlie McGinty	End (Williamson All-America)
1953	Ralph Reynolds	Halfback (HM All-America)
1952	Kenneth Bahnsen	Fullback (Honorable Mention AP)
1951	Kenneth Bahnsen	Fullback (Honorable Mention AP)
1951	Quincy Armstrong	Center (First team, Williamson)
1951	Ray Renfro	Halfback (First Team AP)
1950	Jim Eagle	Guard (HM Little All-America)
1948	Richard Nutt	Halfback (Williamson)
1947	Felton Whitlow	Tackle (AP)
1946	Jim Cooper	Center (HM Little All-America)
1946	Billy Dinkle	Halfback (HM Little All-America)
1939	Johnie Riola	Quarterback (HM Little All-America)
1932	Ted Wright	Quarterback (Grantland Rice)



↳ All-Pro Selections

“Mean” Joe Greene

Greene played for the Pittsburgh Steelers from 1969-81. He was a Pro Bowl selection 10 times and was the NFL Rookie of the Year in 1969. He recorded 66 quarterback sacks in his career and is regarded as one of the greatest defensive tackles in the history of the NFL. The anchor of the famed “Steel Curtain” defense that led the Pittsburgh Steelers to four Super Bowl titles, he was inducted into the NFL Hall of Fame in 1987. Greene was inducted into the National Football Foundation College Football Hall of Fame in 1983. He was the fourth player selected in the 1969 NFL Draft after earning All-America honors at North Texas in 1968.

Abner Haynes

Haynes made his mark at North Texas as one of the first African-Americans to play college football in the southwest in 1957. He was an All-America pick in 1959 and signed with the Dallas Texans of the AFL after leading North Texas to the Sun Bowl. He was named AFL Player of the Year in 1960 and helped the Texans to the 1962 AFL Title. Haynes rushed for over 4,500 yards during his pro career and was an AFL All-Star from 1960-63. He had his number retired by the Kansas City Chiefs in 1988 and received the NCAA Silver Anniversary Award in 1985. In 2008, he was inducted into the Texas Sports Hall of Fame.

Brian Waters

Waters has been one of the top offensive linemen in the NFL for several years, making four trips to the Pro Bowl and being named All-Pro twice. He was the recipient of the prestigious Walter Payton NFL Man of Year Award in 2009, being recognized for his charitable contributions in addition to his performance on the field. Waters was an undrafted free agent in 1999 before signing with and spending his entire career with the Kansas City Chiefs where he has been since 2000.

Ray Renfro

Renfro spent 12 years in the National Football League, all with the Cleveland Browns from 1952-1963. Renfro was a three-time selection to the Pro Bowl in 1953, 57 and 1960. He was drafted 48th overall in the 1952 NFL draft after a successful career at North Texas where he was named first team All-America running back by the Associated Press in 1951.

J.T. Smith

Smith earned his reputation in the NFL as one of the premiere punt returners of his time. Smith was selected to two Pro Bowl games and was once named first team All-Pro for his returning prowess, which he led the league with in both 1979 and 1980. He also led the NFL in receptions in 1987 as a member of the St. Louis Rams. Smith played 13 years with three different teams, including seven years with the Kansas City Chiefs, where he finished as the team’s all-time leader in punt returns.

Cedric Hardman

Hardman played 12 years in the NFL, 10 with the San Francisco 49ers and two with the Oakland Raiders. Hardman was a first round draft pick (ninth overall) of the 49ers in 1970 and was a two-time Pro Bowl selection in 1971 and 1975. He is still the all-time sacks leader for the 49ers and was a member of the Raiders 1981 Super Bowl Championship team.



↳ Conference USA

- 2015** Kaydon Kirby, OL (honorable mention)
- 2014** Derek Akunne, LB (1st team)
Cyril Lemon, OL (1st team)
James Jones, DB (2nd team)
Carlos Harris, WR (honorable mention)
Antonio Johnson, OL (honorable mention)
Eric Keena, P (honorable mention)
Trevor Moore, PK (honorable mention)
Chad Polk, DL (honorable mention)
Kishawn McClain (freshman team)
Trevor Moore, PK (freshman team)
- 2013** Brelan Chancellor, KR (1st team)
Brelan Chancellor, PR (1st team)
Cyril Lemon, OL (1st team)
Zach Orr, LB (1st team)
Marcus Trice, DB (1st team)
Aaron Bellazin, DE (1st team)
Brelan Chancellor, WR (2nd team)
Mason Y'Barbo, OL (2nd team)
Richard Abbe, DT (honorable mention)
Derek Akunne, LB (honorable mention)
Brandin Byrd, RB (honorable mention)
Kenny Buyers, DB (honorable mention)
Lairamie Lee, DB (honorable mention)
Darnell Smith, WR (honorable mention)
Kaydon Kirby, OL (freshman team)
Blake Macek, P (freshman team)

↳ Sun Belt Conference

- 2012** Aaron Fortberry, OL (1st team)
Will Atterberry, P, (2nd team)
Zach Orr, LB, (2nd team)
Zac Whitfield, DB, (2nd team)
Cyril Lemon, OL, (honorable mention)
Mason Y'Barbo, (honorable mention)
- 2011** Lance Dunbar, RB (1st team)
Matt Tomlinson, OL (1st team)
Will Atterberry, P (1st team)
Zach Orr, LB (2nd team)
Brandon Akpunku, DE (2nd team)
Cyril Lemon, OL (honorable mention)
Brelan Chancellor, WR (honorable mention)
- 2010** Lance Dunbar, RB (1st team)
Victor Gill, OL (1st team)
Craig Robertson, LB (1st team)
Esteban Santiago, OL (1st team)
Brelan Chancellor, WR (honorable mention)
- 2009** Lance Dunbar, RB (1st team)
Jamaal Jackson, WR (2nd team)
Esteban Santiago, OL (2nd team)
Kelvin Drake, OL (honorable mention)

Craig Robertson, LB (honorable mention)

- 2008** Casey Fitzgerald, WR (1st team)
Truman Spencer, P (1st team)
Tobe Nwigwe, LB (2nd team)
Cam Montgomery, RB (honorable mention)
Craig Robertson, LB (honorable mention)
- 2007** Casey Fitzgerald, WR (1st team)
Jeremiah Chapman, DL (1st team)
Kelvin Drake, C (2nd team)
Craig Robertson, LB (honorable mention)
Brandon Jackson, WR (honorable mention)
- 2006** Johnny Quinn, WR (1st team)
Jeremiah Chapman, DL (2nd team)
Truman Spencer, P (2nd team)
Maurice Holman, LB (honorable mention)
Aaron Weathers, DB (honorable mention)
- 2005** Patrick Cobbs, RB (1st team)
Dylan Lineberry, OL (1st team)
Johnny Quinn, WR (2nd team)
Jeremiah Chapman, DL (2nd team)
Phillip Graves, LB (2nd team)
Aaron Weathers, DB (2nd team)
Maurice Holman, LB (honorable mention)
Nick Bazaldua, PK (honorable mention)
- 2004** Andy Brewster, C (1st team)
Andy Blount, TE (1st team)
Jamario Thomas, RB (1st team)
Adrian Awasom, DL (1st team)
Jonas Buckles, DB (1st team)
Nick Bazaldua, PK (1st team)
Johnny Quinn, WR (2nd team)
Dylan Lineberry OG (2nd team)
Evan Cardwell, DL (2nd team)
Michael Pruitt, DL (2nd team)
Markeith Knowlton DB (2nd team)
Lonnie Chambers, OG (2nd team)
Scott Hall, QB (2nd team)
- 2003** Nick Zuniga, OG (1st team)
Andy Brewster, C (1st team)
Scott Hall, QB (1st team)
Patrick Cobbs, RB (1st team)
Brandon Kennedy DL (1st team)
Adrian Awasom DL (1st team)
Cody Spencer, LB (1st team)
Chris Hurd, LB (1st team)
Craig Jones, DB (1st team)
Jonas Buckles, DB (1st team)
Taylor Casey, LB (2nd team)
Brad Kadlubar, P (2nd team)
- 2002** J.R. Randle, OT (1st team)
Nick Zuniga, OG (1st team)
Jeff Muenchow, TE (1st team)

- Kevin Galbreath, RB (1st team)
Brandon Kennedy, DL (1st team)
Darrell Daniels, DL (1st team)
Taylor Casey, LB (1st team)
Cody Spencer, LB (1st team)
Craig Jones, DB (1st team)
Don McGee, DB (1st team)
Matt Turney, OL (2nd team)
Adrian Awasom, DL (2nd team)
Chris McIver, DL (2nd team)
Jonas Buckles, DB (2nd team)
Brad Kadlubar, P (2nd team)
Ja'Mel Branch, ST (2nd team)

- 2001** J. R. Randle, OT (1st team)
Nick Zuniga, OG (1st team)
Jeff Muenchow, TE (1st team)
Kevin Galbreath, RB (1st team)
Brandon Kennedy, DT (1st team)
Brad Kassell, LB (1st team)
Jonas Buckles, FS (1st team)
Jason Ball, PK, P (1st team)
George Marshall, WR (2nd team)
Alex Pahulu, DT (2nd team)
Ron Paris, DE (2nd team)
Craig Jones, SS (2nd team)
Cody Spencer, LB (2nd team)
Matt Turney, OT (2nd team)

↳ Big West Conference

- 2000** Brad Kassell, LB (1st team)
Lawrence Ellis, DB (1st team)
Nick Zuniga, OL (2nd team)
Brandon Kennedy, DL (2nd team)
Chris McIver, DL (2nd team)
Corry Pertile LB, (2nd team)
J.R. Randle OL, (honorable mention)
- 1999** Corbin Montgomery, DL (1st team)
John Baker, P (1st team)
Brad Kassell, LB (2nd team)
Jason Ball, PK, (2nd team)
Ja'Quay Wilburn, RB, (2nd team)
Broderick McGrew, WR (2nd team)
Andy Lott, OL (2nd team)
Vinnie Patterson OL (honorable mention)
J.R. Randle, OL (honorable mention)
Fred Pertile LB (honorable mention)
Jeff Rogers LB (honorable mention)
Ramone Archie, DB (honorable mention)
- 1998** Phillip Armour, C (1st team)
Brian Waters, DT (1st team)
Phillip Littlejohn, DB (1st team)
Broderick McGrew RS (1st team)
Ramone Archie, DB (2nd team)



HISTORY

↳ all-conference selections

Brad Winn, OL, DB (2nd team)
 Corbin Montgomery DL (2nd team)
 John Baker P (2nd team)
 Scott Blank, DL (honorable mention)
 Fred Pertile LB (honorable mention)

1997 Phillip Armour, C (1st team)
 Scott Blank, DL (1st team)
 Benny Cherry, LB (1st team)
 John Baker, P (1st team)
 Garrett Courtney, PK (1st team)
 Broderick McGrew, WR (2nd team)
 Hut Allred, RB (honorable mention)

1996 Phillip Armour, C (1st team)
 Benny Cherry, LB (1st team)
 Toby Gowin, P (1st team)
 Dhati Lewis, DB (2nd team)
 Scott Murphy, DL (2nd team)
 Brad Spinks, DL (2nd team)
 Brett Renfro, LB (2nd team)
 Avery Wright, DB (2nd team)

↳ Southland Conference

1994 Mitch Maher, QB (1st team)
 David Brown, WR (1st team)
 Luis Silva, TE (1st team)
 Willis Hudson, DT (1st team)
 Troy Redwine, WR (2nd team)
 Brad Smith (2nd team)
 Stan Thomas (2nd team)
 Dmitri Markham (2nd team)
 Anthony Bridges (2nd team)
 John Luker (2nd team)
 Gerald Farley (2nd team)

1993 Mitch Maher, QB (2nd team)
 Terrance Brown, RB (2nd team)
 Troy Redwine, WR (2nd team)
 Luis Silva (2nd team)
 Scott Dukatnik (2nd team)
 Wayne Walker (2nd team)

1992 Richard DeFelice (2nd team)
 Terrance Brown, RB (2nd team)
 Mitch Maher, QB (2nd team)
 Tomur Barnes (2nd team)
 Russell McMillan (2nd team)

1991 Brad Koch (2nd team)

1990 Scott Davis, QB (1st team)
 Byron Gross, LB (2nd team)
 Erric Pegram, RB (2nd team)
 Paul Gallamore (2nd team)
 Bryan Paxton (2nd team)
 Clay Bode (2nd team)

Mike Davis (2nd team)

1989 Keith Chapman, PK (1st team)
 Roderick Manning, DE (1st team)
 Byron Gross, LB (1st team)
 Erric Pegram, RB (1st team)
 Tony Cook, RB (1st team)

1988 Scott Davis, QB (1st team)
 Marcus Camper, WR (1st team)
 Scott Bowles, OT (1st team)
 Zane Paschall, OT (1st team)
 Keith Chapman, PK (1st team)
 Rex Johnson, DT (1st team)
 Kim Phillips, CB (1st team)
 Bron Beal, P (1st team)
 Roderick Manning (2nd team)
 Byron Gross, LB (2nd team)

1987 Bron Beal, P (1st team)
 Darrin Collins, FB (1st team)
 Scott Bowles, OT (1st team)
 Dwight Poole, OG (1st team)
 Kendal Nelson, OC (1st team)
 Gordon McFeders, DT (1st team)
 Tom Middaugh, DT (1st team)
 Marcus Camper, WR (2nd team)
 Zane Paschall (2nd team)
 Keith Chapman, K (2nd team)
 Joe Walker (2nd team)
 Byron Gross, LB (2nd team)
 Kenneth Biggers (2nd team)

1986 Mike Rhone, S (1st team)
 Ed Fleming, LB (1st team)
 Lance White, LB (1st team)
 Mike Minter, DT (1st team)
 John Lott, OG (1st team)
 Bron Beal, P (1st team)
 Randy Bentley (2nd team)
 Kim Phillips (2nd team)

1985 Monty Moon (2nd team)
 Mike Minter, LB (2nd team)
 Jerry Pickens (2nd team)
 Matt Tiemann (2nd team)

1984 John Starnes, P (1st team)
 Jay Saad, LB (1st team)
 Lance White, LB (2nd team)

1983 Greg Carter, QB (1st team)
 Dan Reeder, OG (1st team)
 Ronnie Hickman, LB (1st team)
 Rayford Cooks, DT (1st team)
 Lester Harper, LB (1st team)
 John Starnes, P (1st team)
 Tim Wasson, (2nd team)
 Cederick Nelson (2nd team)

Jay Saad, LB (2nd team)
 Andre Mosley (2nd team)

↳ Missouri Valley Conference

1974 Walter Chapman, DT (1st team)

1973 J.C. Garrett, DL (1st team)
 Don Dunlap, DB (1st team)
 Ted Gosline, DB (1st team)

1972 David Yaeger, P (1st team)

1971 David Yaeger, P (1st team)

1970 Leonard Dunlap, DB (1st team)
 Dralves Edwards, WR (1st team)
 Glenn Tucker, LB (1st team)

1969 Bernie Barbour, DB (1st team)
 Cedric Hardman, DE (1st team)
 Glen Holloway, OG (1st team)
 Barry Moore, WR (1st team)
 Steve Ramsey, QB (1st team)
 Ron Shanklin, WR (1st team)
 Steve Atchley, LB (2nd team)
 Mike Marr, OG (2nd team)
 Willie Parker, C (2nd team)

1968 Barry Moore, WR (1st team)
 Glen Holloway, OG (1st team)
 Steve Ramsey, QB (1st team)
 Leo Taylor, RB (1st team)
 Joe Greene, DT (1st team)
 James Ivy, LB (1st team)

1967 Charles Beatty, CB (1st team)
 Ed Brantley, OT (1st team)
 Paul Draper, OC (1st team)
 Lindy Endsley, NG (2nd team)
 Joe Greene, DT (2nd team)
 Johnny Mata, LB (2nd team)
 Steve Ramsey, QB (2nd team)
 James Russell, WR (2nd team)
 Ron Shanklin, WR (2nd team)
 Bob Tucker, DE (2nd team)

1966 Ed Brantley, OT (1st team)
 Paul Draper, OC (1st team)
 Joe Greene, DT (1st team)
 Burkley Harkless, NG (1st team)
 John Love, WR (1st team)
 James Russell, WR (1st team)
 Billy Woods, CB (1st team)

1965 Burkley Harkless, NG (1st team)
 Henry Holland, DE (1st team)
 John Love, WR (1st team)
 Tom Price, S (1st team)
 Ronnie Romike, OT (1st team)



James Russell, WR (1st team)
Bob Sanders, OC (1st team)

1964 Carl Lockhart, CB (1st team)
James Moore, DT (1st team)
Bob Sanders, OC (1st team)

1963 Dwain Bean, RB (1st team)
James Moore, DT (1st team)

1962 Dwain Bean, RB (1st team)
Richard Farris, OG (1st team)
Bobby Price, OT (1st team)

1961 Billy Christle, RB (1st team)
Bobby Smith, RB (1st team)

1960 Arthur Perkins, FB (1st team)
Bill Weaver, G (1st team)

1959 Bill Carrico, G (1st team)
George Herring, T (1st team)
Abner Haynes, RB (1st team)

1958 Bill Carrico, G (1st team)
Vernon Cole, (1st team)
Abner Haynes, RB, (1st team)
Fred Way (1st team)

↳ **Gulf Coast Conference**

1956 Dennis Shaw, E (1st team)
Mickey Koonce, T (1st team)
Tommy Smith, T, (2nd team)
Ray Toole, QB, (2nd team)
Mac Reynolds, E, (2nd team)

1955 Dennis Shaw, E (1st team)
Tommy Runnels, B (2nd team)
Buzz Stansel, C (2nd team)
Garland Warren, T (2nd team)

1953 Lawrence Strickland, C (1st team)
Ken Hall, E (1st team)
Ralph Reynolds, B (1st team)

1952 Kenneth Bahnsen, B (1st team)
Ray McGallion, LB (1st team)
Charlie Qualls, T (1st team)
Lawrence Strickland, C (1st team)
Gene Verkerk, G (1st team)

1951 Ray Renfro, B (1st team)
Quincy Armstrong, C (1st team)
Kenneth Bahnsen, B (1st team)
Zeke Martin, QB (2nd team)
Wendell Swann, E (2nd team)
Jim Brewer, T (2nd team)
Bill Bishop, T (2nd team)
Glen Wood, G (2nd team)

1950 Zeke Martin, QB (1st team)
Wendell Swann, E (1st team)
Jim Brewer, T (1st team)
Bill Bishop, T (1st team)
Glen Wood, G (1st team)
Quincy Armstrong, C (1st team)
Kenneth Bahnsen, B (1st team)

1949 Zeke Martin, QB (1st team)

↳ **Lone Star Conference**

1947 A.D. Cate, G (1st team)
Dick Lindsay, T (1st team)
Richard Nutt, B (1st team)
Jim Cooper, C (1st team)
Bill Cromer, B (1st team)
Joe Abbey, E (1st team)
Felton Whitlow, G (1st team)

1946 Jim Cooper, C (1st team)
Billy Dinkle, B (1st team)
Felton Whitlow, T (1st team)

1941 Eugene Wood (1st team)
Benny Graham (1st team)
Durwood Mumford (1st team)
Forrest Covin (1st team)

1940 Bill Sheffield, C (1st team)
Forrest Covin, E (1st team)
Boyce Nall, G (1st team)
Doyle Walker, T (1st team)
Johnie Riola, QB (1st team)

1939 Bill Sheffield, C (1st team)
Cecil Phillips, T (1st team)
Boyce Nall, G (1st team)
I.T. James, B (1st team)
Johnie Riola, QB (1st team)

1938 Johnny Shoemaker, B (1st team)
L.W. Killian, B (1st team)
Albert Dudley, T (1st team)

1937 Lanier Hester, QB (1st team)
Albert Dudley, T (1st team)

1936 P.B. Stovall, T (1st team)
Robert Shepard, G (1st team)
Kermit Boaz, E (1st team)
Johnny Stovall, B (1st team)
Lanier Hester, QB (1st team)

1934 Charley Cox, B (1st team)
James Nichols, T (1st team)
Winlon Knowles, C (1st team)
Willard Sutton, G (1st team)

1933 Charley Cox, G (1st team)

James Nichols, T (1st team)

1932 James Nichols, T (1st team)

↳ **Four-Time Receptients**

2011-14 Cyril Lemon
2001-04 Jonas Buckles
2000-03 Brandon Kennedy
1999-02 J.R. Randle
1987-90 Byron Gross

↳ **Three-Time Receptients**

2010-13 Brelan Chancellor
Zach Orr
2009-11 Lance Dunbar
2005-07 Jeremiah Chapman
2004-06 Johnny Quinn
2002-04 Adrian Awasom
2001-03 Nick Zuniga
Craig Jones
Cody Spencer
1999-01 Brad Kassell
1997-99 Broderick McGrew
1996-98 Phillip Armour
1996-98 John Baker
1992-94 Mitch Maher
1986-88 Bron Beal
1967-69 Steve Ramsey
1966-68 Joe Greene
1965-67 James Russell
1950-52 Kenneth Bahnsen
1949-51 Zeke Martin
1932-34 James Nichols



HISTORY

↳ conference award winners

↳ Conference Award Winners

Coach of the Year

2004	Darrell Dickey	Sun Belt
2003	Darrell Dickey	Sun Belt
2002	Darrell Dickey	Sun Belt
2001	Darrell Dickey	Sun Belt
1994	Matt Simon	Southland
1983	Corky Nelson	Southland
1973	Hayden Fry	Missouri Valley
1967	Rod Rust	Missouri Valley
1966	Odus Mitchell	Missouri Valley
1958	Odus Mitchell	Missouri Valley

Player of the Year

2004	Jamario Thomas	Sun Belt
2003	Brandon Kennedy	Sun Belt
2002	Brandon Kennedy	Sun Belt
1994	Mitch Maher	Southland

Offensive Player of the Year

2004	Jamario Thomas	Sun Belt
2003	Patrick Cobbs	Sun Belt
1988	Scott Davis	Southland
1983	Greg Carter	Southland

Defensive Player of the Year

2003	Chris Hurd	Sun Belt
2002	Brandon Kennedy	Sun Belt
2001	Brad Kassell	Sun Belt
1986	Ed Fleming	Southland
1973	J.C. Garrett	Missouri Valley

Special Teams Player of the Year

2013	Brelan Chancellor	Conference USA
------	-------------------	----------------

Freshman of the Year

2007	Giovanni Vizza	Sun Belt
2004	Jamario Thomas	Sun Belt
2001	Ja'Mel Branch	Sun Belt
1987	Scott Davis	Southland

Newcomer of the Year

2005	Aaron Weathers	Sun Belt
2004	Dylan Lineberry	Sun Belt
2001	Kevin Galbreath	Sun Belt
1992	Terrance Brown	Southland
1974	Ken Washington	Missouri Valley

NCAA Postgraduate Scholarship

2005	Nick Bazaldua, Kicker
1976	Pete Morris, Linebacker
1967	Paul Draper, Center

CoSIDA Academic All-America

2005	Patrick Cobbs, Running Back (2nd team)
1998	John Baker, Punter (2nd team)
1976	Pete Morris, Linebacker
1975	Pete Morris, Linebacker



↳ Team Scoring

Points

Game: 97 vs. Decatur Baptist, 1929
Opp. Low: 0 on several occasions
Season: 428 in 1951; Opp. Low: 6 in 1915
Per Game: 36.2 in 1951

Touchdowns

Game: 15 vs. Decatur Baptist, 1929
Opp. Low: 0 on several occasions
Season: 64 in 1951; **Opp. Low:** 1 in 1915

Field Goals

Game: 5 vs. SMU, 9/6/14
 5 vs. FIU, 10/7/06
 5 vs. Utah State, 11/22/97
Season: 27 in 1989

PATs Made

Game: 10 vs. SW Oklahoma State 10/6/50
Season: 50 in 1951, 50 in 2013

Most Points Scored(Season)

1. 1951	428
2. 2013	414
3. 2003	358
4. 1994	343
5. 1949	336
6. 1988	330
7. 1993	328
8. 2014	326
9. 1969	316
10. 1977	305

Most Points Per Game

1. 1951	36.2
2. 2013	31.8
3. 1969	31.6
4. 1977	30.5
5. 1993	29.8
6. 1915	29.6
7. 1919	29.1
8. 1994	28.6
9. 1920	28.3
10. 1949	28.0

Most Points Scored (Game)

1. vs. Decatur Baptist, 1929	97
2. vs. Dallas University, 1919	87
3. vs. Arkansas-Monticello, 1940	79
4. vs. Nicholls, 2014	77
5. vs. SW Oklahoma, 1950	76
6. vs. Decatur Baptist, 1915	75
7. vs. Youngstown St., 1957	68
vs. Western Kentucky, 2009	68
9. vs. Drake, 1976	63
vs. Nicholls St., 1993	63
11. vs. Navy, 2007	62
vs. Sul Ross St., 1951	62
vs. Fresno St., 1951	62
vs. Emporia St., 1955	62

↳ Touchdowns (Rushing, Receiving & Returns)

Game

1. Fred Cobb vs. U. of Dallas, 1919	6
Bill Collins vs. Thorp Springs College, 1916	6
3. Casey Fitzgerald vs. Navy, 11/10/07	5
4. Lance Dunbar vs. Middle Tennessee, 12/3/11	4
Lance Dunbar vs. Louisiana-Lafayette, 10/10/09	4
Jamario Thomas vs. Idaho, 11/13/04	4
Patrick Cobbs vs. Arkansas State, 11/15/03	4
Bobby Smith vs. Drake, 11/4/61	4
Scott Davis vs. E. Washington, 10/1/88	4
T10. Brandin Byrd vs. Tulsa (11/30/13)	3
Done 23 times, Last By Byrd	

Season

1. Patrick Cobbs, 2003	21
2. Lance Dunbar, 2009	19
3. Jamario Thomas, 2004	17
4. Michael Jones, 1977	16
Lance Dunbar, 2010	16
6. Ray Renfro, 1951	15
7. Leo Taylor, 1968	14
Abner Haynes, 1959	14
9. Ron Shanklin, 1967	13
Ken Bahnsen, 1951	13

Career

1. Lance Dunbar, 2008-11	49
2. Patrick Cobbs, 2001-05	38
3. Ron Shanklin, 1967-69	31
4. Ken Bahnsen, 1950-52	29
Scott Davis, 1987-90	29
6. Jamario Thomas, 2004-07	27
7. Antoine Jimmerson, 2011-15	23
8. David Brown, 1991-94	22
Johnny Quinn, 2003-06	22
10. Ray Renfro, 1948-51	21

↳ Touchdowns Responsible For

(Passing, Rushing, Receiving & Returns)

Game

1. Giovanni Vizza vs. Navy, 2007	8
2. Riley Dodge vs. WKU, 2009	7
3. Fred Cobb vs. U. of Dallas, 1919	6
Bill Collins vs. Thorp Springs College, 1916	6
5. Dajon Williams vs. Nicholls, 2014	5
Casey Fitzgerald vs. Navy, 2007	5
Scott Hall vs. Louisiana-Lafayette, 2001	5
Mitch Maher vs. Texas State, 1993	5
Steve Ramsey vs. Cincinnati, 1968	5
Steve Ramsey vs. UTEP, 1968	5
Steve Ramsey vs. Louisiana-Lafayette, 1969	5
12. 18 times (Last by DaMarcuse Smith, 2015)	4

Season

1. Mitch Maher (24 pass, 7 rush) 1993	31
2. Mitch Maher (26 pass, 1 rush) 1994	30
3. Steve Ramsey (24 pass, 1 rush) 1969	25
4. Steve Ramsey (24 pass, 0 rush) 1968	24
5. Scott Davis (12 pass, 11 rush) 1988	23

Career

1. Mitch Maher (67 pass, 17 rush), 1991-94	84
2. Steve Ramsey (69 pass, 2 rush), 1979-69	71
3. Scott Davis (41 pass, 29 rush), 1987-90	70
4. Scott Hall (50 pass, 7 rush), 2000-04	57
5. Derek Thompson (42 pass, 8 rush), 2009-13	50
6. Lance Dunbar (41 rush, 8 receiving) 2008-11	49
7. Patrick Cobbs (36 rush, 2 pass, 1 receiving, 1 blocked punt recovery), 2001-05	40
8. Jason Mills (31 pass, 5 rush), 1994-97	36
9. Vidal Carlin (25 pass, 3 rush), 1965,66	28
10. Jamario Thomas (27 rush), 2004-07	27

↳ Total Points

Game

1. Fred Cobb vs. Dallas University, 1919	45
2. Bill Collins vs. Thorp Springs College, 1916	36
3. Casey Fitzgerald vs. Navy, 2007	30
T4. Lance Dunbar vs. Middle Tennessee, 2011	24
Lance Dunbar vs. Louisiana-Lafayette, 2009	24
Jamario Thomas vs. Idaho, 2004	24
Patrick Cobbs vs. Arkansas St., 2003	24
Patrick Cobbs vs. ULM, 2002	24
Scott Davis vs. E. Washington, 1988	24
Bobby Smith vs. Drake, 1961	24

Season

1. Patrick Cobbs, 2003	126
2. Lance Dunbar, 2009	114
3. Jamario Thomas, 2004	102
4. Michael Jones, 1977	98
5. Lance Dunbar, 2010	96
6. Keith Chapman (PK), 1988	94
7. Ray Renfro, 1951	90
Abner Haynes, 1958	90
9. John Love, 1966	88

Career

1. Lance Dunbar, 2008-11	294
2. Nick Bazaldua, 2002-05	247
3. Keith Chapman, 1985-89	233
4. Patrick Cobbs, 2001-05	228
5. Ron Shanklin, 1967-69	186
6. Scott Davis, 1987-90	180
7. Zach Olen, 2010-13	179
8. Ken Bahnsen, 1950-52	174
9. Jamario Thomas, 2004-07	162
10. Abner Haynes, 1957-59	158

Most Points Combined (Game)

1. 136, NT (62), Navy (74), 11/10/07
2. 117, NT (68), Western Kentucky (49), 10/31/09
3. 99, NT (51), Utah State (48), 11/22/97
4. 97, NT (97), Decatur Baptist (0), 1929
97, NT (20), Rice (77), 9/27/08
6. 93, NT (87), Dallas University (6), 10/11/19
7. 92, NT (31), NE Louisiana (61), 11/20/93
8. 91, NT (51), W. Kentucky (40), 11/1/08
9. 90, NT (14), Nebraska (76), 9/4/93
90, NT (41), Kansas State (49), 11/27/10

Largest Margin of Victory

1. 97, NT (97), Decatur Baptist (0), 1929
2. 81, NT (87), Dallas University (6), 10/11/19
3. 79, NT (79), Ark.-Monticello (0), 10/11/40
5. 74, NT (77), Nicholls (3), 9/20/14
6. 70, NT (76), SW Oklahoma (6), 10/6/50
7. 62, NT (62) vs. Fresno State (0), 11/17/51



RECORDS

↳ scoring

↳ Year-By-Year Scoring Leaders

Year	Player	TD	PAT	FG	Pts.
2015	Trevor Moore	0	21	9	48
2014	Trevor Moore	0	37	15	82
2013	Zach Paul	0	48	10	78
2012	Zach Olen	0	28	33	61
2011	Lance Dunbar	12	0	0	72
2010	Lance Dunbar	16	0	0	96
2009	Lance Dunbar	19	0	0	114
2008	Jeremy Knott	0	22	12	58
2007	Casey Fitzgerald	12	0	0	72
2006	Denis Hopovac	0	13	15	58
2005	Nick Bazaldua	0	15	8	39
2004	Jamario Thomas	17	0	0	102
2003	Patrick Cobbs	21*	0	0	126
2002	Nick Bazaldua	0	25	10	55
2001	George Marshall	11	0	0	66
2000	Jason Ball	0	18	6	36
1999	Jason Ball	0	11	9	38
1998	Garrett Courtney	0	14	15	59
1997	Garrett Courtney	0	22	14	64
1996	Jeff Graham	0	17	14	59
1995	Troy Redwine	8	0	0	48
1994	David Brown	11	0	0	66
1993	Terrance Brown	10	0	0	60
1992	Richard DeFelice	0	24	13	63
1991	Kevin McDaniel	0	5	9	32
1990	Scott Davis	11	3#	0	72
1989	Keith Chapman	0	23	12	59
1988	Keith Chapman	0	37	19	94
1987	Keith Chapman	0	25	14	67
1986	Todd Smith	0	27	7	48
1985	Todd Smith	0	10	8	34
1984	Todd Smith	0	5	7	26
1983	Tom Bresnahan	0	26	8	50
1982	Marvin Walker	11	2	0	68
1981	Lonnie Green	0	9	6	27
1980	Whit Smith	0	24	14	66
1979	Malcolm Jones	7	2	0	44
1978	Charlie Murray	9	0	0	54
1977	Michael Jones	16	2	0	98
1976	Iseed Khoury	0	15	8	39
1975	Sears Woods	8	2	0	50
1974	John Brown	4	0	0	24
	Lee Harrington	0	12	4	24
1973	David Kervin	7	2	0	44
1972	Charles Johnson	6	4	0	40
1971	David Yaege	4	2	0	26
1970	Mike Briscoe	0	17	8	41
1969	Ron Shanklin	10	0	0	60
1968	Leo Taylor	14	0	0	84
1967	Ron Shanklin	13*	0	0	78
1966	John Love	10	28	0	88
1965	John Love	8	18	1	69
1964	Mike Bailey	3	0	0	18
1963	Dwain Bean	4	10	0	34
1962	Dwain Bean	8	1	0	49
1961	Bobby Smith	7	0	0	42
1960	Arthur Perkins	3	4	0	22
1959	Abner Haynes	14	6	0	90
1958	Abner Haynes	7	2	0	44
1957	David Lott	7	0	0	42
1956	Ray Toole	6	0	0	36
1955	Tommy Runnels	7	1	0	43
1954	Charles McGinty	5	0	0	30
1953	Dean Renfro	7	0	0	42
1952	Tommy Gray	10	0	0	60
1951	Ray Renfro	15	0	0	90
1950	Ken Bahnsen	7	0	0	42

* NCAA Leader

Two-point conversions



↳ Team Rushing

Attempts

Game: 73 vs. New Mexico State, 10/4/58
73 vs. San Diego State, 12/4/71
Opp. Low: 16, Abilene Christian, 9/5/92
Season: 587, 2002; **Opp. Low:** 376, 1977

Yards

Game: 464 vs. North Dakota State, 9/27/52, Middle Tennessee, 12/3/11
Opp. Low: -44, Texas-El Paso, 9/24/66
Season: 3,207, 1951; **Opp. Low:** 513, 1966

Touchdowns

Game: 9 vs. Decatur Baptist, 1929
Opp. Low: 0, on several occasions
Season: 28, 2003; **Opp. Low:** 1, 1915

Most Yards Rushing (Game)

1. vs. North Dakota, 1952.....	464
vs. Middle Tennessee, 2011.....	464
3. vs. UTEP, 1959.....	414
4. vs. Arkansas-Monticello, 1940.....	387
5. vs. UTEP, 1978.....	380
6. vs. Tulsa, 2013.....	377
7. vs. UTEP, 1979.....	375
8. vs. BYU, 1961.....	370
9. vs. Lamar, 1986.....	369
10. vs. Texas Southern, 2012.....	352

Most Rushing Attempts (Season)

1. 1951.....	609
2. 2002.....	587
3. 1980.....	577
4. 1978.....	576
5. 2003.....	561
6. 1961.....	558
7. 1983.....	556
8. 2013.....	549
9. 1986.....	537
1985.....	537

Most Rushing Touchdowns (Season)

1. 1951.....	33
2. 2013.....	31
3. 2003.....	28
4. 2009.....	27
5. 1977.....	24
6. 2002.....	23
7. 1961.....	22
8. 2014.....	21
2004.....	21
1986.....	21
1980.....	21

Most Yards Rushing (Season)

1. 1951.....	3,079
2. 1959.....	2,908
3. 1952.....	2,593
4. 1953.....	2,512
5. 2010.....	2,426
6. 2002.....	2,372
7. 1980.....	2,366
8. 2013.....	2,349
9. 1986.....	2,344
10. 1957.....	2,308

Most Rushing Yards Per Game

1. 1959.....	290.8
2. 1951.....	279.9
3. 1952.....	259.3
4. 1953.....	251.2
5. 1986.....	234.4
6. 1957.....	230.8
7. 1980.....	215.0
8. 1961.....	210.9
9. 2010.....	202.1
10. 2002.....	197.6

↳ Single-Game Rushing Leaders

Rushing Attempts

1. Jamario Thomas, vs ULM, 2004**	41
Ja'Quay Wilburn vs. New Mexico St., 2000	41
3. Lance Dunbar vs. Tulsa, 2011	40
Lance Dunbar vs. Middle Tennessee, 2011	40
5. Patrick Cobbs vs. Idaho, 2003	39
6. Jamario Thomas vs. Utah St., 2004	38
Jamario Thomas vs. FIU, 2006	38
8. Patrick Cobbs vs. New Mexico St., 2003	37
Patrick Cobbs vs. Arkansas St., 2005	37
10. Jamario Thomas vs. Louisiana-Lafayette, 2004	36
Patrick Cobbs vs. Utah St., 2003	36
Malcolm Jones vs. Memphis, 1980	36
Leo Taylor vs. Wichita St. 1968	36
Lance Dunbar vs. Middle Tennessee, 2010	36

Rushing Yards

1. Lance Dunbar vs. Middle Tennessee, 2011	313
2. Jamario Thomas vs. Idaho, 2004**	291
3. Lance Dunbar vs. Kansas St., 2010	270
4. Jamario Thomas vs. New Mexico St., 2004	258
5. Jamario Thomas vs. Utah St., 2004	256
6. Brandin Byrd, vs. Tulsa, 2013	251
7. Patrick Cobbs vs. Idaho, 2003	249
8. Jamario Thomas vs. Colorado, 2004	247
Malcolm Jones, ULM, 1980	247
10. Lance Dunbar vs. Florida Atlantic, 2009	238

Rushing Touchdowns

1. Lance Dunbar vs. Middle Tennessee, 2011	4
Lance Dunbar vs. Louisiana-Lafayette, 2009	4
Scott Davis vs. E. Washington, 1988	4
Jamario Thomas vs. Idaho, 2004**	4
Patrick Cobbs vs. ULM, 2002	4
6. 13 Times, Last by Brandin Byrd, 2013	3

Yards Per Play

(Minimum 10 carries or 100 yards gained)

1. Ray Renfro, vs. Midwestern St., 1951	36.2
2. Dean Renfro vs. West Texas St., 1953	19.6
3. Tommy Gray vs. SW Oklahoma, 1950	19.5
4. Ray Renfro vs. UTEP, 1951	15.9
5. Patrick Cobbs vs. Baylor, 2003	13.1
6. Lance Dunbar vs. Kansas State, 2010	12.2
7. Abner Haynes vs. Chattanooga, 1957	10.6
8. Jamario Thomas vs. Idaho, 2004**	10.4
9. Lance Dunbar vs. Army, 2009	10.1

** - Freshman Record

↳ Single-Season Rushing Leaders

Rushing Attempts

1. Patrick Cobbs, 2003	307
2. Jamario Thomas, 2004	285
3. Lance Dunbar, 2010	274
4. Kevin Galbreath, 2002	272
5. Bernard Jackson, 1978	269
Lance Dunbar, 2011	269
7. Kevin Galbreath, 2001	264
8. Malcolm Jones, 1980	254
9. Leo Taylor, 1968	246
10. Terrance Brown, 1993	235

Rushing Yards

1. Jamario Thomas, 2004	1,801
2. Patrick Cobbs, 2003	1,680
3. Lance Dunbar, 2010	1,553
4. Bernard Jackson, 1978	1,453
5. Lance Dunbar, 2009	1,378
6. Kevin Galbreath, 2002	1,298
7. Patrick Cobbs, 2005	1,154
8. Malcolm Jones, 1980	1,144
9. Kevin Galbreath, 2001	1,119
10. Lance Dunbar, 2011	1,115

Rushing Touchdowns

1. Patrick Cobbs, 2003	19
2. Jamario Thomas, 2004	17
Lance Dunbar, 2009	17
4. Lance Dunbar, 2010	13
5. Mike Jones, 1977	12
6. Abner Haynes, 1959	11
Scott Davis, 1990	11
Scott Davis, 1988	11
Brandin Byrd, 2013	11
10. Lance Dunbar, 2011	10
Terrance Brown, 1992	10
Terrance Brown, 1993	10
Tommy Gray, 1952	10

Yards Per Play

(Minimum 80 carries)

1. Ray Renfro (127-959), 1951	7.5
2. Tommy Runnels (83-570), 1955	6.9
Dean Renfro (101-700), 1953	6.9
Lance Dunbar (200-1,378), 2009	6.9
5. Jamario Thomas (285-1,801), 2004	6.3
Abner Haynes (116-730), 1959	6.3
7. Ralph Reynolds (123-758), 1952	6.1

↳ Career Rushing Leaders

Rushing Attempts

1. Patrick Cobbs, 2001-05	818
2. Lance Dunbar, 2008-11	782
3. Jamario Thomas, 2004-07	667
4. Ja'Quay Wilburn, 1997-2000	647
5. Kevin Galbreath, 2001-02	580
6. Darrin Collins, 1986-89	544
7. Ken Washington, 1974-77	532
8. Hut Allred, 1994-98	466
9. Brandin Byrd, 2010-2013	461
10. Bernard Jackson, 1977-80	429

Rushing Yards

1. Lance Dunbar, 2008-Pres	4,224
2. Patrick Cobbs, 2001-05	4,050
3. Jamario Thomas, 2004-07	3,496
4. Ja'Quay Wilburn, 1997-2000	3,120
5. Kevin Galbreath, 2001-02	2,417
6. Bernard Jackson, 1977-80	2,256
7. Darrin Collins, 1986-89	2,220



RECORDS

↳ rushing

↳ Year-By-Year Rushing Leaders

Year	Player	Att.	Yds.	Avg.	TD
2015	Jeffrey Wilson	155	830	5.4	1
2014	Antoinne Jimmerson	120	589	4.9	5
2013	Brandin Byrd	202	1075	5.3	11
2012	Brandin Byrd	205	875	4.3	4
2011	Lance Dunbar	269	1115	4.1	10
2010	Lance Dunbar	274	1552	5.7	13
2009	Lance Dunbar	200	1378	6.9	17
2008	Cam Montgomery	170	928	5.5	9
2007	Jamario Thomas	112	666	5.9	8
2006	Jamario Thomas	181	668	3.7	2
2005	Patrick Cobbs	231	1154	5.0	6
2004	Jamario Thomas	285	1801*	6.3	17
2003	Patrick Cobbs	307	1680*	5.5	19
2002	Kevin Galbreath	272	1298	4.8	9
2001	Kevin Galbreath	264	1119	4.2	4
2000	Ja'Quay Wilburn	173	756	4.4	4
1999	Ja'Quay Wilburn	234	1016	4.3	2
1998	Ja'Quay Wilburn	128	754	5.9	3
1997	Ja'Quay Wilburn	112	594	5.3	3
1996	Hut Allred	210	907	4.3	4
1995	Bo Harrison	161	455	2.8	2
1994	Eteka Huckaby	97	435	4.5	3
1993	Terrance Brown	235	1101	4.7	10
1992	Terrance Brown	233	976	4.2	10
1991	Travis Gibson	85	370	4.4	1
1990	Erric Pegram	212	957	4.5	5
1989	Erric Pegram	119	513	4.3	5
1988	Scott Davis	160	439	2.7	11
1987	Darrin Collins	208	851	4.1	5
1986	Darrin Collins	125	603	4.8	5
1985	Monty Moon	119	507	4.3	1
1984	Monty Moon	106	464	4.4	2
1983	Nathan Williams	164	691	4.2	2
1982	Bobby Daniels	127	455	3.6	1
1981	C. Charleston	106	420	4.0	1
1980	Malcolm Jones	254	1144	4.5	7
1979	Bernard Jackson	152	749	4.9	5
1978	Bernard Jackson	269	1453	5.4	6
1977	Michael Jones	187	940	5.0	12
1976	Michael Jones	86	411	4.8	4
1975	Sears Woods	131	446	3.4	7
1974	John Brown	152	674	4.4	3
1973	Reggie Turner	105	366	3.5	3
1972	Charles Johnson	164	685	4.2	5
1971	Fred Woods	121	417	3.4	4
1970	Nap Landry	64	191	3.0	2
1969	Leo Taylor	150	545	3.6	5
1968	Leo Taylor	246	1017	4.1	9
1967	Vic Williams	157	606	3.9	7
1966	Willie Cherry	75	218	2.9	7
1965	Willie Cherry	75	397	5.3	4
1964	A.D. Whitfield	148	592	4.0	2
1963	Dwain Bean	152	770	5.1	4
1962	Dwain Bean	140	657	4.7	8
1961	Bobby Smith	120	541	4.5	7
1960	Arthur Perkins	101	441	4.3	3
1959	Abner Haynes	116	730	6.3	14
1958	Abner Haynes	117	495	4.2	7
1957	Abner Haynes	112	639	5.7	4
1956	Ben Boehnke	107	483	4.5	3
1955	Tommy Runnels	83	570	6.9	6
1954	Dean Renfro	97	499	5.1	2
1953	Dean Renfro	101	700	6.9	7
1952	Tommy Gray	140	829	5.9	10
1951	Ray Renfro	127	959	7.5	9
1950	Ken Bahnsen	145	829	5.7	10

*NCAA Leader

8. Brandin Byrd, 2010-13	2,202
9. Ken Bahnsen, 1950-52	2,095
10. Terrance Brown, 1992-93	2,077
11. Hut Allred, 1994-98	1,964
12. Abner Haynes, 1957-59	1,864
13. Antoinne Jimmerson, 2011-15	1,851
14. Tommy Gray, 1950-52	1,767
15. Malcolm Jones, 1979-80	1,642
16. Mike Jones, 1974-77	1,627
17. Erric Pegram, 1988-90	1,613
18. Leo Taylor, 1968-69	1,562
19. Ray Renfro, 1949-51 (48 figures NA)	1,556
20. Scott Davis, 1987-90 (QB)	1,513

Touchdowns

1. Lance Dunbar, 2008-11	41
2. Patrick Cobbs, 2001-05	36
3. Scott Davis, 1987-90	29
4. Jamario Thomas, 2004-07	27
5. Ken Bahnsen, 1950-52	26
6. Terrance Brown, 1992-93	20
7. Mike Jones, 1974-77	19
Abner Haynes, 1957-59	19
9. Antoinne Jimmerson, 2011-15	18
10. Mitch Maher, 1991-94	17
Brandin Byrd, 2010-13	17

Yards Per Play

(Minimum 175 carries upon completion of career)

1. Ray Renfro (230-1,556), 1948-51	6.8
2. Dean Renfro (213-1,204), 1952-54	5.7
3. Tommy Runnels (208-1,191) 1952-55	5.7
4. Tommy Gray (314-1,767) 1950-52	5.6
5. Ralph Reynolds (242-1,331) 1952-53	5.5

Career 100-Yard Rushing Games

1. Patrick Cobbs, 2001-05	21
Lance Dunbar, 2008-11	21
3. Kevin Galbreath, 2001-02	15
4. Jamario Thomas, 2004-07	13
5. Bernard Jackson, 1978-79	12
Ja'Quay Wilburn, 1997-00	12
7. Terrance Brown, 1992-93	9
8. Hut Allred, 1994-98	7

Consecutive 100-Yard Rushing Games

1. Patrick Cobbs, 2003	10
2. Jamario Thoms, 2004	6
3. Lance Dunbar, 2009	5
Kevin Galbreath, 2002	5
Kevin Galbreath, 2001	5
Bernard Jackson, 1978	5
7. Ja'Quay Wilburn, 1998	3
Mike Jones, 1977	3
Lance Dunbar, 2011	3

Longest Rushing Plays

1. Cedric Cromer vs. Idaho St, 1995	95
Ray Renfro vs. Midwestern St., 1951	95
Tommy Gray vs. SW Oklahoma, 1950	95
4. Brandin Byrd vs. Tulsa, 2013	91
5. Bernard Jackson vs. East Carolina, 1979	87
6. Brandin Byrd vs. South Alabama, 2012	85
Malcolm Jones vs. East Carolina, 1979	85
8. Monte Moon, vs. Lamar, 1986	83
Lance Dunbar vs. ULM, 2010	83
10. Brandin Byrd vs. UTEP, 2013	82
11. Patrick Cobbs vs. Baylor, 2003	81
Ja'Quay Wilburn vs. Texas Tech, 1999	81
13. David Jones vs. Wichita St., 1969	80
14. Bill Lalicker vs. Houston., 1949	78
15. Jamario Thomas vs. MTSU, 2007	77
Jamario Thomas vs. New Mexico St, 2004	77
17. Johnny Shoemaker vs. Trinity, 1937	76



↳ North Texas Career Rushing Leaders

1. Lance Dunbar - 4,224 2008-11

Year	G	Att.	Yards	Avg.	TD	Long
2008	5	39	178	4.6	1	24
2009	12	200	1,378	6.9	17	71
2010	12	274	1,553	5.7	13	83
2011	12	269	1,115	4.1	10	60
Career	41	782	4,224*	5.4	41*	83

2. Patrick Cobbs - 4,050 2001-05

Year	G	Att.	Yards	Avg.	TD	Long
2001	12	93	399	4.3	3	50
2002	13	159	761	4.8	8	33
2003	11	307*	1,680	5.5	19*	81
2004	2	28	56	2.0	0	15
2005	11	231	1,154	5.0	6	59
Career	48	818*	4,050	5.0	36	81

3. Jamario Thomas - 3,496 2004-07

Year	G	Att.	Yards	Avg.	TD	Long
2004	10	285	1,801*	6.3	17	77
2005	8	89	361	4.1	0	39
2006	11	181	668	3.7	2	28
2007	11	112	666	5.9	8	77
Career	40	667	3,496	5.2	27	77

4. Ja'Quay Wilburn - 3,120 1997-00

Year	G	Att.	Yards	Avg.	TD	Long
1997	10	112	594	5.3	3	62
1998	11	128	754	5.9	3	76
1999	11	234	1,016	4.3	2	81
2000	11	173	756	4.4	4	68
Career	43	647	3,120	4.8	12	81

5. Kevin Galbreath - 2,417 2001-02

Year	G	Att.	Yards	Avg.	TD	Long
2001	11	264	1,119	4.2	4	50
2002	13	272	1,298	4.8	9	70
Career	24	536	2,417	4.5	13	70

6. Bernard Jackson - 2,256 1978-80

Year	G	Att.	Yards	Avg.	TD	Long
1978	11	269	1,453	5.4	6	45
1979	11	152	749	4.9	5	87
1980	1	8	54	6.8	0	24
Career	23	429	2,256	5.3	11	87

7. Darrin Collins - 2,220 1986-89

Year	G	Att.	Yards	Avg.	TD	Long
1986	10	125	603	4.8	5	37
1987	11	208	851	4.1	5	31
1988	11	104	412	4.0	5	31
1989	10	97	354	3.7	2	32
Career	42	534	2,220	4.2	17	37

8. Brandin Byrd - 2,202 2010-13

Year	G	Att.	Yards	Avg.	TD	Long
2010	12	34	173	5.0	1	53
2011	11	20	83	4.2	1	25
2012	12	205	875	4.3	4	85
2013	13	202	1,075	5.3	11	91
Career	48	461	2,202	4.8	17	91

9. Ken Bahnsen - 2,095 1950-52

Year	G	Att.	Yards	Avg.	TD
1950	10	145	829	5.7	10
1951	12	122	608	5.0	10
1952	10	128	658	5.1	6
Career	32	395	2,095	5.3	26

10. Terrance Brown - 2,077 1992-93

Year	G	Att.	Yards	Avg.	TD	Long
1992	11	233	976	4.2	10	61
1993	11	235	1,101	4.7	10	52
Career	22	468	2,077	4.4	20	61



RECORDS

↳ passing

↳ Team Passing

Attempts

Game: 65 vs. SW Louisiana, 9/20/69

Opp. Low: 2, Southern Mississippi, 10/31/81

Season: 553, 2007; Opp. Low: 115, 1960

Completions

Game: 46 vs. SMU, 9/8/07;

Opp. Low: 0, West Texas State, 11/29/75

Season: 330, 2007; Opp. Low: 49, 1959

Yards

Game: 601 vs. SMU, 9/8/07

Opp. Low: 0, West Texas State, 11/29/75

Season: 3,476, 2007; Opp. Low: 581, 1959

Touchdowns

Game: 8 vs. Navy, 11/10/07

Season: 27, 1994

Opp. Low: 0, 1959

Most Yards Passing

1. vs. SMU, 2007.....	601
2. vs. Louisiana-Lafayette, 1969.....	524
3. vs. Stephen F. Austin, 1994.....	486
4. vs. Navy, 2007.....	478
5. vs. Cincinnati, 1968.....	433
6. vs. UNLV, 1995.....	422
7. vs. Texas, 1988.....	419
8. vs. Idaho, 2013.....	404
9. vs. Southern Illinois, 1966.....	398
10. vs. Louisiana-Lafayette, 2007.....	383

Most Pass Attempts (Season)

1. 2007.....	553
2. 2008.....	493
3. 1982.....	454
4. 1969.....	447
5. 1965.....	420

Most Pass Completions (Season)

1. 2007.....	330
2. 2008.....	309
3. 2009.....	277
4. 2013.....	261
5. 1994.....	245
6. 1982.....	226

Most Touchdown Passes (Season)

1. 1994.....	27
2. 1967.....	25
1968.....	25
1969.....	25
1966.....	25

Most Passing Yards Per Game (Season)

1. 1969.....	294.4
2. 1994.....	292.5
3. 2007.....	289.7
4. 1966.....	259.5
5. 1967.....	254.6

Most Interceptions Thrown (Season)

1. 1969.....	36
2. 1971.....	33
3. 1966.....	31
4. 2007.....	28
5. 1973.....	27
1991.....	27

↳ Single-Game Passing Leaders

Passing Attempts

1. Daniel Meager vs. SMU, 2007	64
2. Giovanni Vizza vs. ULM, 2008	61
Daniel Meager vs. Florida Atlantic, 2007	61
Rusty Hill vs. Tulsa, 1982	61
5. Phill Shotland vs. San Diego St., 1971	59
6. Joe Milton vs. Cincinnati, 1970	58
7. Giovanni Vizza vs. Louisiana-Lafayette, 2007**	57
8. Mitch Maher vs. Stephen F. Austin, 1994	56
9. Riley Dodge vs. Middle Tennessee, 2009	54
Giovanni Vizza vs. FIU, 2007	54
Vidal Carlin vs. Arkansas, 1965	54
Vidal Carlin vs. Tulsa, 1966	54

Pass Completions

1. Daniel Meager vs. SMU, 2007	46
2. Rusty Hill vs. Tulsa, 1982	42
3. Giovanni Vizza vs. Navy, 2007**	40
4. Daniel Meager vs. Florida Atlantic, 2007	38
Giovanni Vizza vs. ULM, 2008	38
6. Riley Dodge vs. Middle Tennessee, 2009	35
Giovanni Vizza vs. Louisiana-Lafayette, 2007	35
Mitch Maher vs. Stephen F. Austin, 1994	35
Steve Ramsey vs. Louisiana-Lafayette, 1969	35
10. Giovanni Vizza vs. FIU, 2008	32
Vidal Carlin vs. Arkansas, 1965	32

Pass Efficiency

1. Tony Ford vs. Wichita State, 1973	309.02
2. Mitch Maher vs. Nicholls St., 1993	295.41
3. Scott Hall vs. Middle Tennessee, 2003	276.26
4. Dajon Williams vs. Nicholls, 2014	254.89
5. Ken Washington vs. Louisiana Tech, 1977	225.04
6. Scott Davis vs. Texas, 1988	221.78
7. Derek Thompson, vs. Idaho, 2013	218.21
8. Scott Davis vs. Arkansas St., 1988	214.59
9. Giovanni Vizza vs. Navy, 2007**	205.10

Pass Yards

1. Daniel Meager vs. SMU, 2007	601
2. Steven Ramsey vs. Louisiana-Lafayette, 1969	495
3. Mitch Maher vs. Stephen F. Austin, 1994	486
4. Giovanni Vizza vs. Navy, 2007**	478
5. Steve Ramsey vs. Cincinnati, 1968	433
6. Josh Gulley vs. UNLV, 1995	422
7. Scott Davis vs. Texas, 1988	419
8. Corkey Boland vs. S. Illinois, 1966	398
9. Giovanni Vizza vs. Louisiana-Lafayette, 2007	383
10. Steve Ramsey vs. Wichita St., 1969	381

Passing Touchdowns

1. Giovanni Vizza vs. Navy, 2007**	8
2. Steve Ramsey vs. Cincinnati, 1968	5
Steve Ramsey vs. UTEP, 1968	5
Steve Ramsey vs. Louisiana-Lafayette, 1969	5
5. 11 players, the last is Riley Dodge, 2009	4

Interceptions

1. Scott Davis vs. Stephen F. Austin, 1988	6
Steve Ramsey vs. Memphis, 1968	6
Steve Ramsey vs. Drake, 1969	6
3. Steve Ramsey vs. San Diego St., 1969	5

** - Freshman Record

↳ Single-Season Passing Leaders

Pass Attempts

1. Giovanni Vizza, 2008	493
2. Steve Ramsey, 1969	414
3. Derek Thompson, 2013	390
4. Giovanni Vizza, 2007	383
5. Derek Thompson, 2012	372
6. Mitch Maher, 1994	370
7. Vidal Carlin, 1965	341
8. Steve Ramsey, 1968	332
9. Mitch Maher, 1993	324

Passes Completed

1. Giovanni Vizza, 2008	309
2. Derek Thompson, 2013	251
3. Mitch Maher, 1994	231
4. Giovanni Vizza, 2007	223
5. Derek Thompson, 2012	214
6. Riley Dodge, 2009	205
7. Steve Ramsey, 1969	195
8. Steve Ramsey, 1968	177
Rusty Hill, 1982	177
10. Mitch Maher, 1993	176

Passing Efficiency

1. Mitch Maher, 1994	190.89
2. Ken Washington, 1977	158.93
3. Scott Hall, 2003	153.43
4. Mitch Maher, 1993	137.40
5. Scott Hall, 2004	137.09
6. Riley Dodge, 2010	134.15
7. Derek Thompson, 2013	133.61
8. Scott Hall, 2001	133.07

Touchdown Passes

1. Mitch Maher, 1994	26
2. Steve Ramsey, 1969	24
Steve Ramsey, 1968	24
Mitch Maher, 1993	24
5. Steve Ramsey, 1967	21

Passing Yards

1. Mitch Maher, 1994	3,103
2. Derek Thompson, 2013	2,896
3. Steve Ramsey, 1969	2,828
4. Giovanni Vizza, 2008	2,758
5. Derek Thompson, 2012	2,649
6. Mitch Maher, 1993	2,595
7. Steve Ramsey, 1968	2,516
8. Scott Davis, 1988	2,409
9. Giovanni Vizza, 2007	2,388
10. Mitch Maher, 1992	2,090

Interceptions

1. Steve Ramsey, 1969	31
2. Vidal Carlin, 1966	24
3. Giovanni Vizza, 2007	20
4. Steve Ramsey, 1967	19
Rich Shaw, 1971	19
6. Jason Mills, 1995	18
Vidal Carlin, 1965	18

Completion Percentage (at least 100 completions)

1. Riley Dodge (205-303), 2009	67.7
2. Derek Thompson (251-390), 2013	64.4
3. Daniel Meager (107-169), 2007	63.3
4. Giovanni Vizza (309-493), 2008	62.7
5. Mitch Maher (231-370), 1994	62.4
6. Jordan Case (103-167), 1979	61.6
7. Rusty Hill (177-292), 1982	60.6
8. Riley Dodge (106-176), 2010	60.2
9. Scott Davis (155-263), 1989	58.9
10. Jordan Case (105-179), 1978	58.6



↳ Year-By-Year Passing Leaders

Year	Player	Att.	Cmp.	TD	Yds.
2015	DaMarcus Smith	212	99	8	1,010
2014	Andrew McNulty	202	110	6	1,295
2013	Derek Thompson	390	251	16	2,896
2012	Derek Thompson	372	214	14	2,649
2011	Derek Thompson	272	157	11	1,759
2010	Riley Dodge	176	106	11	1,212
2009	Riley Dodge	303	205	9	1,975
2008	Giovanni Vizza	493	309	15	2,758
2007	Giovanni Vizza	383	223	20	2,388
2006	Daniel Meager	100	53	4	517
2005	Daniel Meager	202	101	4	941
2004	Scott Hall	237	134	14	1,818
2003	Scott Hall	186	107	13	1,732
2002	Andrew Smith	196	91	7	1,206
2001	Scott Hall	194	102	17	1,453
2000	Scott Hall	154	75	6	937
1999	Richard Bridges	150	54	3	621
1998	Jason Attaway	109	51	3	680
1997	Jason Mills	245	127	13	1,667
1996	Jason Mills	211	91	5	1,016
1995	Jason Mills	216	105	12	1,183
1994	Mitch Maher	370	231	26	3,103
1993	Mitch Maher	324	176	24	2,595
1992	Mitch Maher	292	151	11	2,090
1991	Wendell Mosley	169	75	4	861
1990	Scott Davis	262	142	7	1,550
1989	Scott Davis	263	155	14	1,941
1988	Scott Davis	270	158	12	2,409
1987	Scott Davis	127	64	8	1,023
1986	Bron Beal	95	43	5	664
1985	Mike Rhone	94	30	2	487
1984	Scott Toman	112	35	2	494
1983	Greg Carter	185	93	12	1,275
1982	Rusty Hill	292	177	9	1,704
1981	Greg Carter	138	73	2	782
1980	Joe Stevenson	236	129	11	1,582
1979	Jordan Case	167	103	3	1,152
1978	Jordan Case	179	105	8	1,360
1977	Ken Washington	129	81	10	1,155
1976	Ken Smith	111	47	5	630
1975	Glen Ray	65	26	2	472
1974	Ken Washington	201	78	6	1,042
1973	Phil Shotland	176	72	5	959
1972	Rick Shaw	177	47	1	734
1971	Rick Shaw	124	41	6	666
1970	Joe Milton	296	138	9	1,852
1969	Steve Ramsey	414	195	24	2,828
1968	Steve Ramsey	332	177	24	2,516
1967	Steve Ramsey	269	119	21*	1,732
1966	Vidal Carlin	292	117	13	1,510
1965	Vidal Carlin	341	159	12	1,723
1964	Corkey Boland	116	49	3	608
1963	Billy Ryan	59	21	5	277
1962	Billy Ryan	49	17	1	189
1961	Billy Ryan	50	20	0	179
1960	Robert Duty	109	49	2	614
1959	Vernon Cole	58	29	1	304
1958	Vernon Cole	98	48	7	589
1957	Ray Toole	72	26	6	367
1956	Ray Toole	66	29	6	485
1955	Don Baker	85	40	8	700
1954	Don Baker	98	46	8	630
1953	Bobby Hughes	115	59	3	757
1952	Bobby Hughes	70	28	4	385
1951	Richard Harvey	131	61	14	1,194
1950	Zeke Martin	109	48	3	822

*NCAA Leader

↳ Career Passing Leaders

Passing Attempts

1. Mitch Maher, 1991-94	1,149
2. Derek Thompson, 2009-13	1,055
3. Steve Ramsey, 1967-69	1,015
4. Scott Davis, 1987-90	922
5. Giovanni Vizza, 2007-08	876
6. Scott Hall, 2000-04	784
7. Jason Mills, 1994-97	697
8. Vidal Carlin, 1965-66	633
9. Ken Washington, 1974-77	484
10. Riley Dodge, 2008-10	481

Passes Completed

1. Mitch Maher, 1991-94	640
2. Derek Thompson, 2009-13	636
3. Giovanni Vizza, 2007-08	532
4. Scott Davis, 1987-90	519
5. Steve Ramsey, 1967-69	491
6. Scott Hall, 2000-04	422
7. Jason Mills, 1995-97	337
8. Riley Dodge, 2008-01	311
9. Vidal Carlin, 1965-66	276

Passing Efficiency

1. Scott Hall, 2000-04	132.26
2. Mitch Maher, 1991-94	128.56
3. Scott Davis, 1987-90	126.44
4. Derek Thompson, 2009-13	126.27
5. Riley Dodge, 2008-10	125.71
6. Steve Ramsey, 1967-69	116.16
7. Giovanni Vizza, 2007-08	114.01
8. Jordan Case, 1977-79	111.61
9. Andrew McNulty, 2011-15	110.22
10. Ken Washington, 1974-77	105.01

Touchdown Passes

1. Steve Ramsey, 1967-69	69
2. Mitch Maher, 1991-94	67
3. Scott Hall, 2000-04	50
4. Derek Thompson, 2009-13	42
5. Scott Davis, 1987-90	41
6. Giovanni Vizza, 2007-08	32
Jason Mills, 1995-97	32
8. Vidal Carlin, 1965-66	25

Passing Yards

1. Mitch Maher, 1991-94	8,519
2. Derek Thompson, 2009-13	7,447
3. Steve Ramsey, 1967-69	7,076
4. Scott Davis, 1987-90	6,923
5. Scott Hall, 2000-04	5,975
6. Giovanni Vizza, 2007-08	5,146
7. Jason Mills, 1994-97	3,981
8. Vidal Carlin, 1965-66	3,233
9. Riley Dodge, 2008-10	3,187
10. Ken Washington, 1974-77	3,040

Interceptions

1. Steve Ramsey, 1967-69	67
2. Mitch Maher, 1991-94	50
3. Vidal Carlin, 1965-66	47
4. Jason Mills, 1995-97	37
5. Giovanni Vizza, 2007-08	36

Completion Percentage (at least 200 completions)

1. Riley Dodge (311-481), 2008-10	64.7
2. Jordan Case (218-354), 1977-79	61.6
3. Giovanni Vizza (223-383), 2007-08	60.7
4. Derek Thompson (636-1,055), 2009-13	60.3
5. Scott Davis (519-922), 1987-90	56.7
6. Rusty Hill (241-432), 1980-82	55.8
7. Mitch Maher (640-1,149), 1991-94	55.7
8. Daniel Meager (261-471), 2005-08	55.4
9. Scott Hall (422-784), 2000-04	53.8
10. Greg Carter (236-461), 1980-83	51.2



RECORDS

↳ passing

↳ Career 200-Yard Passing Games

1. Mitch Maher, 1991-94	23
2. Steve Ramsey, 1967-69	20
Derek Thompson, 2009-13	20
4. Giovanni Vizza, 2007-08	15
5. Scott Davis, 1987-90	9
6. Vidal Carlin, 1965-66	8
7. Scott Hall, 2000-04	7
Riley Dodge, 2008-10	7

↳ Consecutive 200-Yard Passing Games

1. Mitch Maher, 1994	10
2. Derek Thompson, 2012	8
3. Giovanni Vizza, 2008	6
Steve Ramsey, 1969	6
5. Steve Ramsey, 1968	4
Vidal Carlin, 1965	4

↳ Career 300-Yard Passing Games

1. Derek Thompson, 2009-13	7
2. Steve Ramsey, 1966-69	6
3. Giovanni Vizza, 2007-08	4
Mitch Maher, 1991-94	4
5. Scott Davis, 1987-90	3
6. Riley Dodge, 2008-10	2
Daniel Meager, 2005-08	2

↳ 300-Yard Passing Games

1. Daniel Meager vs. SMU, 2007	601
2. Steve Ramsey vs. Louisiana-Lafayette, 1969	495
3. Mitch Maher vs. Stephen F. Austin, 1994	486
4. Giovanni Vizza vs. Navy, 2007	478
5. Steve Ramsey vs. Cincinnati, 1968	433
6. Josh Gulley vs. UNLV, 1995	422
7. Scott Davis vs. Texas, 1988	419
8. Corkey Boland vs. S. Illinois, 1966	398
9. Giovanni Vizza vs. Louisiana-Lafayette, 2007	383
10. Steve Ramsey vs. Wichita St., 1969	381
11. Jason Mills vs. Utah St., 1997	377
Rusty Hill vs. Tulsa, 1982	377
13. Steve Ramsey vs. UTEP, 1968	376
14. Steve Ramsey vs. Cincinnati, 1969	373
15. Phil Shotland vs. San Diego St., 1971	370
16. Mitch Maher vs. Oklahoma St., 1994	364
17. Giovanni Vizza vs. ULM, 2008	362
18. Giovanni Vizza vs. Louisiana-Lafayette, 2008	361
19. Derek Thompson vs. Idaho, 2013	349
20. Joe Milton vs. Cincinnati, 1970	342
21. Corkey Boland vs. Chattanooga, 1966	339
22. Derek Thompson vs. ULM, 2012	333
23. Derek Thompson vs. ULM, 2011	332
24. Derek Thompson vs. Troy, 2011	331
25. Derek Thompson vs. Tulane, 2013	326
26. Mitch Maher vs. ULM, 1993	323
27. Scott Davis vs. Arkansas St., 1988	322
28. Mitch Maher vs. Nicholls St., 1994	319
29. Derek Thompson vs. Arkansas St., 2012	316
30. Riley Dodge vs. FIU, 2009	314
31. Riley Dodge vs. Middle Tennessee, 2009	313
32. Steve Ramsey vs. Cincinnati, 1967	308
Scott Davis vs. Stephen F. Austin, 1988	308
34. Vidal Carlin vs. Arkansas, 1965	307
35. Andrew McNulty vs. Rice, 2015	303
36. Daniel Meager vs. Florida Atlantic, 2007	301
37. Derek Thompson vs. Southern Miss, 2013	300

↳ Longest Passing Plays

1. G. Vizza to C. Fitzgerald vs. ULM, 2007	99
2. Mitch Maher to T. Redwin vs. Nicholls St, 1993	96
3. Andrew McNulty to C. Harris vs. Rice, 2015	93
4. Steve Ramsey to R. Shanklin vs. Cincinnati, 1969	91
5. Steve Ramsey to Leo Taylor vs. Cincinnati, 1968	87
6. Steve Ramsey to R. Shanklin vs. Cincinnati, 1968	85
Derek Thompson to Breelan Chancellor vs. Idaho, 2013	85
8. Derek Thompson to Lance Dunbar vs. Indiana, 2011	83
9. Spencer Stack to Scott McGrew vs. New Mexico St. 1999	80
Derek Thompson to Breelan Chancellor vs. LSU, 2012	80

↳ North Texas Career Passing Leaders

1. Mitch Maher - 8,519 1991-94

Year	Att	Cmp	Pct	Yds	TD	Int
1991	162	82	51	731	6	8
1992	293	151	52	2,090	11	14
1993	324	176	54	2,595	24	14
1994	370	231	62	3,103*	26*	14
Career	1,149*	640*	56	8,519*	67	50

2. Derek Thompson - 7,447 2009-13

Year	Att	Cmp	Pct	Yds	TD	Int
2009	3	3	100.0	60	1	0
2010	18	11	61.1	83	0	1
2011	272	157	57.7	1,759	11	7
2012	372	214	57.5	2,641	14	14
2013	390	251	64.4	2,896	16	13
Career	1,055	636	60.3	7,447	42	34

3. Steve Ramsey - 7,076 1967-69

Year	Att	Cmp	Pct	Yds	TD	Int
1967	269	119	42	1,732	21	19
1968	332	177	53	2,516	24	17
1969	414	195	47	2,828	24	31*
Career	1,015	491	48	7,076	69*	67*

4. Scott Davis - 6,923 1987-90

Year	Att	Cmp	Pct	Yds	TD	Int
1987	127	64	50	1,023	8	4
1988	270	158	58	2,409	12	15
1989	263	155	59	1,941	14	12
1990	262	142	54	1,550	7	4
Career	922	519	56	6,923	41	35

5. Scott Hall - 5,975 2000-04

Year	Att	Cmp	Pct	Yds	TD	Int
2000	154	75	49	937	6	6
2001	194	102	53	1,453	17	11
2002	13	4	31	35	0	0
2003	186	107	58	1,732	13	5
2004	237	134	57	1,818	14	4
Career	784	422	54	5,975	50	26

*- School Record



↳ Single-Game Receiving Leaders

Receiving Yards

1. Casey Fitzgerald vs. SMU, 2007	327
2. Casey Fitzgerald, vs. Louisiana-Lafayette, 2008	231
Scott Ford vs. Abilene Christian, 1992	231
4. Barry Moore vs. UTEP, 1968	228
5. Marcus Camper vs. Texas, 1988	224
6. John Love vs. Chattanooga, 1966	220
7. Barry Moore vs. Louisiana-Lafayette, 1969	217
8. Carlos Harris vs. Southern Miss, 2014	216
9. Carlos Harris vs. Rice, 2015	193
10. David Yaege vs. San Diego St., 1971	191

Most Receptions

1. Marvin Walker vs. Tulsa, 1982	22
2. Casey Fitzgerald vs. SMU, 2007	18
3. Carlos Harris vs. Southern Miss, 2014	15
4. Casey Fitzgerald vs. Troy, 2008	14
Casey Fitzgerald vs. Louisiana-Lafayette, 2008	14
Casey Fitzgerald vs. Louisiana-Lafayette, 2007	14
Peter Harvey vs. ULM, 1981	14
John Love vs. Arkansas, 1965	14
9. Casey Fitzgerald vs. Navy, 2007	13
10. Darnell Smith vs. UTSA, 2013	13

Receiving Touchdowns

1. Casey Fitzgerald vs. Navy, 2007	5
2. Johnny Quinn vs. Louisiana-Lafayette, 2007	3
Barry Moore vs. UTEP, 1968	3
Ron Shanklin vs. Tulsa, 1969	3
Troy Redwine vs. Oregon St., 1995	3
John Love vs. Wichita St., 1966	3
John Love vs. Chattanooga, 1966	3
David Kervin vs. Wichita St., 1973	3
Charlie Murray vs. ULM, 1978	3

↳ Single-Season Receiving Leaders

Receiving Yards

1. Casey Fitzgerald, 2007	1,322
2. Barry Moore, 1969	1,130
John Love, 1966	1,130
4. Casey Fitzgerald, 2008	1,119
5. Barry Moore, 1968	1,053
6. David Brown, 1968	1,013
7. John Love, 1965	994
8. Marcus Camper, 1988	938
9. Marvin Walker, 1982	934
10. Ron Shanklin, 1969	874

Receptions

1. Casey Fitzgerald, 2008	113
2. Casey Fitzgerald, 2007	111
3. Marvin Walker, 1982	91
4. Brandon Jackson, 2007	79
5. John Love, 1965	76
6. Barry Moore, 1969	71
Jamaal Jackson, 2009	71
8. Darnell Smith, 2013	70
Carlos Harris, 2014	70
10. Barry Moore, 1968	69

**Freshman Record

Touchdowns

1. Ron Shanklin, 1967	13
2. Casey Fitzgerald, 2007	12
3. David Brown, 1994	11
George Marshall, 2001	11
Marvin Walker, 1982	11
6. John Love, 1966	10
7. Johnny Quinn, 2004	9
Charlie Murray, 1978	9
9. Troy Redwine, 1995	8
10. Five Players Tied	7

Yards Per Reception

(Minimum 20 catches)

1. A.V. Collins (30-949), 1949	31.6
2. Troy Redwine (34-867), 1993	25.5
3. Vance Jackson (29-639), 1973	22.0
4. Ron Shanklin (41-867), 1967	21.1
5. Johnny Quinn (34-709), 2003	20.9
6. Scott Ford (21-435), 1992	20.7

↳ Career Receiving Leaders

Yards

1. Johnny Quinn, 2003-06	2,718
2. Troy Redwine, 1992-96	2,567
3. Casey Fitzgerald, 2005-08	2,533
4. Ron Shanklin, 1967-69	2,465
5. Carlos Harris, 2012-15	2,406
6. David Brown, 1991-94	2,402
7. Barry Moore, 1968-69	2,183
8. John Love, 1965-66	2,124
9. Marcus Camper, 1985-88	1,939
10. Pete Harvey, 1978-81	1,932

Receptions

1. Casey Fitzgerald, 2005-08	229
2. Carlos Harris, 2012-15	197
3. Johnny Quinn, 2003-06	187
4. David Brown, 1991-94	182
5. Pete Harvey, 1978-81	164
6. John Love, 1965-66	144
Ron Shanklin, 1967-69	144
8. Barry Moore, 1968-69	140
9. Troy Redwine, 1992-96	138
10. Marvin Walker, 1979-82	137

Receiving Touchdowns

1. Ron Shanklin, 1967-69	31
2. Troy Redwine, 1992-95	23
3. David Brown, 1991-94	22
4. Johnny Quinn, 2003-06	21
5. Casey Fitzgerald, 2005-08	20
6. John Love, 1965-66	17
7. George Marshall, 1999-02	15
8. Marcus Camper, 1985-88	14
James Russell, 1965-67	14

Yards Per Reception (minimum 40 catches)

1. Broderick McGrew (66-1,224), 1996-99	18.7
2. Troy Redwine (138-2,567), 1992-96	18.6
3. David Kervin (69-1,246), 1972-73	18.1
4. David Yaege (77-1,369), 1971-72	17.8
5. Marcus Camper (111-1,939), 1985-88	17.4

↳ Career 100-Yard Receiving Games

1. John Love, 1965-66	11
Barry Moore, 1968-69	11
3. Casey Fitzgerald, 2005-08	10
4. Ron Shanklin, 1967-69	9
5. Brelan Chancellor, 2010-13	7
6. Casey Fitzgerald, 2005-08	6
Johnny Quinn, 2003-06	6
Troy Redwine, 1993-95	6
David Yaege, 1971-72	6
10. David Brown, 1991-94	5

↳ Consecutive 100-Yard Receiving Games

1. Ron Shanklin, 1969	3
Ret Little, 1970	3
David Yaege, 1972	3
4. Brelan Chancellor, 2010-13	2
Casey Fitzgerald, 2008	2
Casey Fitzgerald, 2007	2
Sam Dibrell, 2007	2
Johnny Quinn, 2006	2
Johnny Quinn, 2004	2
Troy Redwine, 1993	2
Barry Moore, 1969	2

↳ 150-Yard Receiving Games

1. Casey Fitzgerald vs. SMU, 2007	327
2. Casey Fitzgerald vs. Louisiana-Lafayette, 2008	231
Scott Ford vs. Abilene Christian, 1992	231
4. Barry Moore vs. UTEP, 1968	228
5. Marcus Camper vs. Texas, 1988	224
6. John Love vs. Chattanooga, 1966	220
7. Barry Moore vs. Louisiana-Lafayette, 1969	217
8. Carlos Harris vs. Southern Miss, 2014	216
9. Carlos Harris vs. Rice, 2015	193
10. David Yaege vs. San Diego St., 1971	191
11. Ron Shanklin vs. Cincinnati, 1969	184
12. Johnny Quinn vs. Louisiana-Lafayette, 2003**	176
13. Ret Little vs. Cincinnati, 1970	175
14. Tony Merriwether vs. ULM, 1982	172
15. David Brown vs. Stephen F. Austin, 1994	168
16. John Love vs. Arkansas, 1965	167
Troy Redwine vs. Oklahoma St., 1994	167
18. Ret Little vs. New Mexico St., 1970	166
19. Marvin Walker vs. Tulsa, 1982	164
20. James Russell vs. S. Illinois, 1966	163
21. Troy Redwine vs. ULM, 1993	162
22. Joel Nwigwe vs. Middle Tennessee, 2003	158
John Love vs. Parsons College, 1965	158
Ron Shanklin vs. Louisville, 1967	158
25. Pete Harvey vs. ULM, 1981	157
26. Barry Moore vs. Arkansas, 1968	155
27. Broderick McGrew vs. Nevada, 1999	154
28. Johnny Quinn vs. Middle Tennessee, 2004	153
29. David Brown vs. Texas State, 1994	152
30. Lance Dunbar vs. Indiana, 2011	152
31. Ron Shanklin vs. Cincinnati, 1968	151

Freshman Record



RECORDS

↳ receiving

↳ North Texas Career Receiving Leaders

1. Johnny Quinn - 2,718

2003-06

Year	G	Rec.	Yards	Avg.	TD	Long
2003	13	34	709	20.9	3	54
2004	12	49	785	16.0	9	67
2005	11	47	591	12.6	5	42
2006	11	57	633	11.1	4	54
Career	47	187	2,718*	15.15	21	67

2. Troy Redwine - 2,567

1992-96

Year	G	Rec.	Yards	Avg.	TD	Long
1992	11	5	89	17.8	0	30
1993	11	34	867	25.5	8	96
1994	12	49	811	16.6	7	59
1995	11	50	800	16.0	8	70
Career	45	138	2,567	18.9	23	96

3. Casey Fitzgerald - 2,533

2005-08

Year	G	Rec.	Yards	Avg.	TD	Long
2005	5	1	9	9.0	0	9
2006	6	4	83	20.8	2	36
2007	12	111	1,322*	11.9	12	99*
2008	12	113*	1,119	9.9	6	57
Career	35	229*	2,533	12.9	20	99

4. Ron Shanklin - 2,465

1967-69

Year	G	Rec.	Yards	Avg.	TD	Long
1967	10	47	724	15.4	8	
1968	9	41	867	21.1	13	
1969	12	56	1,322	23.6	10	
Career	31	144	2,465	20.0	31*	

5. Carlos Harris - 2,406

2012-15

Year	G	Rec.	Yards	Avg.	TD	Long
2012	12	19	263	13.8	1	33
2013	13	47	553	11.8	2	42
2014	12	70	863	12.3	3	51
2015	12	61	727	11.9	7	93
Career	49	197	2,406	12.2	13	93

*School Record

↳ Year-By-Year Pass Receptions Leaders

Year	Player	Rec.	Yds.	Avg.	TD
2015	Carlos Harris	61	727	11.9	7
2014	Carlos Harris	70	863	12.3	3
2013	Darnell Smith	70	791	11.3	4
2012	Ivan Delgado	42	570	13.6	0
2011	Brelan Chancellor	37	457	12.4	3
2010	Darius Carey	38	524	13.8	5
2009	Jamaal Jackson	71	701	9.9	6
2008	Casey Fitzgerald	113	1,119	9.9	6
2007	Casey Fitzgerald	111	1,322	11.9	12
2006	Johnny Quinn	57	633	11.1	4
2005	Johnny Quinn	47	591	12.6	5
2004	Johnny Quinn	49	785	16.0	9
2003	Johnny Quinn	34	709	20.9	3
2002	George Marshall	30	398	13.3	2
2001	George Marshall	32	546	17.1	11
2000	Byron Curtis	21	336	16.0	1
1999	Broderick McGrew	32	601	18.8	5
1998	Jay Young	32	428	13.4	1
1997	Jay Young	36	552	15.3	4
1996	Brian Waters	28	272	9.7	4
1995	Troy Redwine	50	800	16.0	8
1994	David Brown	66	1,013	15.3	11
1993	David Brown	45	497	11.0	7
1992	Clayton George	36	563	15.6	2
1991	David Brown	45	531	11.8	1
1990	Erric Pegram	55	444	8.1	1
1989	Tony Cook	45	523	11.6	3
1988	Marcus Camper	54	938	17.3	7
1987	Marcus Camper	24	422	17.5	3
1986	Marcus Camper	16	247	15.4	1
1985	Marcus Camper	17	332	19.5	3
1984	Tim Wasson	28	453	16.1	1
1983	Tim Wasson	37	553	14.9	4
1982	Marvin Walker	91*	934	10.3	11
1981	Pete Harvey	57	743	13.0	3
1980	Pete Harvey	47	496	10.6	5
1979	Pete Harvey	37	424	11.5	1
1978	Charlie Murray	32	546	17.1	9
1977	Tim Loftin	33	523	15.8	5
1976	J.T. Hollins	22	331	15.0	1
1975	Jeff Webb	23	375	16.3	1
1974	J.T. Hollins	27	374	13.9	1
1973	David Kervin	34	641	18.8	6
1972	David Yaeger	42	738	17.6	2
1971	David Yaeger	35	631	18.0	4
1970	Ret Little	43	733	17.0	2
1969	Barry Moore	71	1,130	15.9	5
1968	Barry Moore	69	1,053	15.3	7
1967	James Russell	44	624	14.1	5
1966	John Love	68	1,130	16.6	10
1965	John Love	76	994	13.1	7
1964	Carl Lockhart	29	341	11.8	1
1963	Herb Carr	7	88	12.6	1
1962	A.D. Whitfield	7	116	16.6	3
1961	W. Freeman	6	63	10.5	0
1960	Billy Christle	12	161	13.4	0
1959	Abner Haynes	16	231	14.4	3
1958	Abner Haynes	19	298	15.7	3
1957	Abner Haynes	11	50	4.5	0
1956	Dennis Shaw	15	279	18.6	1
1955	Dennis Shaw	13	225	17.3	2
1954	Charlie McGinty	25	376	15.0	5
1953	Ken Hall	18	288	15.5	3
1952	Winton Criswell	12	157	13.1	1
1951	Wendell Swann	23	472	20.5	5
1950	Wendell Swann	26	434	16.7	1

*NCAA Leader



↳ Team Total Offense

Plays

Game: 99 vs. New Mexico State, 10/31/70
Opp. Low: 36 vs. New Mexico State, 10/4/58
Season: 951, 2013; **Opp. Low:** 532, 1958

Yards

Game: 635 vs. Navy, 11/10/07
Opp. Low: 46 vs. Cincinnati, 10/10/59
Season: 5,336, 2013; **Opp. Low:** 1821, 1967

Most Yards Total Offense

1. 2007 vs. Navy.....	635
2. 2007 vs. SMU.....	613
3. 2013 vs Idaho	591
4. 2009 vs. Western Kentucky.....	583
5. 1969 vs. Louisiana-Lafayette	579
1968 vs. Cincinnati	579
7. 2013 vs. Tulsa	550
8. 1990 vs. Abilene Christian.....	544

Most Plays

1. 951	2013
2. 934	2007
3. 884	2008
4. 878	1980
5. 853	2012

Most Yards of Total Offense

1. 5,336	2013
2. 4,904	2009
3. 4,901	2007
4. 4,845	1951
5. 4,751	2012

Most Yards of Total Offense Per Game

1. 421.0	1969
2. 420.2	1951
3. 410.5	2013
4. 408.7	2009
5. 408.4	2007

↳ Individual Total Offense

(300-Yard Total Offense Games)

1. Daniel Meager vs. SMU, 2007	597
2. Giovanni Vizza vs. Navy, 2007	571
3. Mitch Maher vs. Stephen F. Austin, 1994	491
4. Steve Ramsey vs. Louisiana-Lafayette, 1969	483
5. Jason Mills vs. Utah St., 1997	443
6. Josh Gulley vs. UNLV, 1995	433
7. Scott Davis vs. Texas, 1988	426
8. Giovanni Vizza vs. Louisiana-Lafayette, 2007	413
9. Riley Dodge vs. FIU, 2009	398
10. Steve Ramsey vs. Cincinnati, 1968	393
11. Giovanni Vizza vs. Louisiana-Lafayette, 2008	382
Phil Shotland vs. San Diego St., 1971	382
13. Riley Dodge vs. Middle Tennessee, 2009	370
14. Rusty Hill vs. Tulsa, 1982	366
15. Giovanni Vizza vs. ULM, 2008	364
16. Steve Ramsey vs. Cincinnati, 1969	360
17. Mitch Maher vs. Oklahoma St., 1994	359
18. Steve Ramsey vs. Wichita St., 1969	358
19. Steve Ramsey vs. UTEP, 1968	351
20. Derek Thompson vs. Idaho, 2013	350
21. Derek Thompson vs. Troy, 2011	346
22. Derek Thompson vs. Tulane, 2013	345
23. Derek Thompson vs. ULM, 2012	341
24. Mitch Maher vs. ULM, 1993	334
Joe Milton vs. Cincinnati, 1970	334

26. Scott Davis vs. Arkansas St., 1988	333
27. Daniel Meager vs. Florida Atlantic, 2007	332
Riley Dodge vs. Western Kentucky, 2009	332
29. Andrew McNulty vs. Rice, 2015	329
30. Casey Fitzgerald vs. SMU, 207	327
31. Corkey Boland vs. Chattanooga, 1966	327
32. Mitch Maher vs. Nicholls St., 1994	326
33. Lance Dunbar vs. Middle Tennessee, 2011	320
Derek Thompson vs. ULM, 2011	320
35. Riley Dodge vs. Army, 2009	315
36. Derek Thompson vs. Arkansas St., 2012	314
37. Andrew McNulty vs. UTSA, 2014	310
38. Mitch Maher vs. Abilene Christian, 1992	305
Lance Dunbar vs. Kansas St., 2010	305
Derek Thompson vs. Southern Miss, 2013	305

↳ Single-Game Total Offense Leaders

Most Plays

1. Giovanni Vizza vs. Louisiana-Lafayette, 2007	73
2. Daniel Meager vs. SMU, 2007	72
Daniel Meager vs. Florida Atlantic, 2007	72
4. Joe Milton vs. Cincinnati, 1970	66
Phil Shotland vs. San Diego St., 1971	66

Most Yards

1. Daniel Meager vs. SMU, 2007	597
2. Giovanni Vizza vs. Navy, 2007	571
3. Mitch Maher vs. Stephen F. Austin, 1994	491
4. Steve Ramsey vs. Louisiana-Lafayette, 1969	483
5. Jason Mills vs. Utah St., 1997	443

↳ Single-Season Total Offense Leaders

Most Plays

1. Giovanni Vizza, 2007	516
2. Steve Ramsey, 1969	481
3. Scott Davis, 1990	463
4. Mitch Maher, 1994	458
5. Derek Thompson, 2013	454

Most Yards

1. Mitch Maher, 1994	3,280
2. Derek Thomopson, 2013	3,053
3. Giovanni Vizza, 2008	2,944
4. Scott Davis, 1988	2,848
5. Mitch Maher, 1993	2,711
6. Giovanni Vizza, 2007	2,687
7. Derek Thompson, 2012	2,675
8. Steve Ramsey, 1969	2,637

↳ Career Total Offense Leaders

Most Plays

1. Scott Davis, 1987-90	1,549
2. Mitch Maher, 1991-94	1,471
3. Derek Thompson, 2009-13	1,214
4. Steve Ramsey, 1967, 69	1,132
5. Scott Hall, 2000-04	1,101

Most Yards

1. Mitch Maher, 1991-94	9,006
2. Scott Davis, 1987-90	8,436
3. Derek Thompson, 2009-13	7,760
4. Steve Ramsey, 1967-69	6,568
5. Scott Hall, 2000-04	6,440
6. Giovanni Vizza, 2007-08	5,631
7. Ken Washington, 1974-77	4,313
8. Lance Dunbar, 2008-11	4,224
9. Jason Mills, 1994-97	4,161
10. Patrick Cobbs, 2001-05	4,093

↳ Year-By-Year Total Offense Leaders

Year	Player	Rush	Pass	Total
2015	DaMarcus Smith	427	1,010	1437
2014	Andrew McNulty	54	1,295	1349
2013	Derek Thompson	157	2,896	3053
2012	Derek Thompson	26	2,649	2675
2011	Derek Thompson	113	1,759	1872
2010	Lance Dunbar	1,553	0	1553
2009	Riley Dodge	463	1,975	2438
2008	Giovanni Vizza	116	2,828	2944
2007	Giovanni Vizza	299	2,388	2687
2006	Jamario Thomas	668	0	668
2005	Patrick Cobbs	1,154	33	1187
2004	Scott Hall	11	1,818	1829
2003	Scott Hall	74	1,732	1806
2002	Kevin Galbreath	1,298	0	1298
2001	Scott Hall	143	1,453	1596
2000	Scott Hall	230	937	1167
1999	Ja'Quay Wilburn	1,016	0	1016
1998	Ja'Quay Wilburn	754	0	754
1997	Jason Mills	35	1,667	1702
1996	Jason Mills	24	1,016	1040
1995	Jason Mills	55	1,183	1238
1994	Mitch Maher	177	3,103	3280
1993	Mitch Maher	116	2,595	2711
1992	Mitch Maher	167	2,090	2257
1991	Wendell Mosley	-37	861	824
1990	Scott Davis	643	1,550	2193
1989	Scott Davis	115	1,941	2056
1988	Scott Davis	439	2,409	2848
1987	Scott Davis	316	1,023	1339
1986	Bron Beal	331	664	995
1985	Mike Rhone	294	487	781
1984	Mike Rhone	206	375	581
1983	Greg Carter	80	1,275	1355
1982	Rusty Hill	-61	1,704	1643
1981	Greg Carter	-38	782	744
1980	Joe Stevenson	89	1,582	1671
1979	Jordan Case	-52	1,152	1100
1978	Jordan Case	267	1,360	1627
1977	Ken Washington	258	1,155	1413
1976	Ken Washington	395	587	982
1975	Glen Ray	7	472	479
1974	Ken Washington	481	1,042	1523
1973	Phil Shotland	-13	959	946
1972	Rick Shaw	74	734	808
1971	Rick Shaw	99	666	756
1970	Joe Milton	186	1,852	2038
1969	Steve Ramsey	-191	2,828	2637
1968	Steve Ramsey	-149	2,516	2367
1967	Steve Ramsey	-168	1,732	1564
1966	Vidal Carlin	-122	1,510	1388
1965	Vidal Carlin	-65	1,723	1658
1964	A.D. Whitfield	592	0	592
1963	Dwain Bean	770	14	784
1962	Dwain Bean	657	0	657
1961	Bobby Smith	541	0	541
1960	Robert Duty	30	614	644
1959	Vernon Cole	550	304	854
1958	Vernon Cole	269	589	858
1957	Ray Toole	316	367	683
1956	Ray Toole	90	485	575
1955	Don Baker	164	700	864
1954	Don Baker	164	630	794
1953	Dean Renfro	700	0	700
1952	Tommy Gray	829	0	829
1951	Richard Harvey	-143	1,194	1051
1950	Zeke Martin	2	822	824



RECORDS

↳ all-purpose yards

↳ All-Purpose Yards

Yards In A Game

1. Brelan Chancellor vs. Houston, 2011	332
2. Casey Fitzgerald vs SMU, 2007	327
3. Lance Dunbar vs. Middle Tennessee, 2011	320
4. Lance Dunbar vs. Kansas St., 2010	305
5. Jamario Thomas vs. Idaho, 2004	301
6. David Kervin vs. Wichita St., 1973	287
7. John Love vs. Arkansas, 1965	285
8. Erric Pegram vs. Alcorn St., 1990	284
9. Brelan Chancellor vs. Idaho, 2013	283
10. Lance Dunbar vs. Indiana, 2011	279

Yards In A Season

1. Brelan Chancellor, 2013	1,964
2. Lance Dunbar, 2010	1,885
3. Jamario Thomas, 2004	1,815
4. Lance Dunbar, 2009	1,735
5. Patrick Cobbs, 2003	1,711
6. Leo Taylor, 1968	1,652
7. Brelan Chancellor, 2011	1,628
8. Bernard Jackson, 1978	1,604
9. Erric Pegram, 1990	1,594
10. John Love, 1965	1,504

Yards In A Career

1. Brelan Chancellor, 2010-13	5,503
2. Lance Dunbar, 2008-11	5,375
3. Patrick Cobbs, 2001-05	5,222
4. Johnny Quinn, 2003-06	3,835
5. Jamario Thomas, 2004-07	3,670
6. Marcus Camper, 1985-88	3,562
7. Abner Haynes, 1957-59	3,322
8. Ja'Quay Wilburn, 1997-2000	3,299
9. Broderick McGrew, 1996-99	3,022
10. David Brown, 1991-94	3,011

↳ Year-By-Year All-Purpose Yards Leaders

Year	Name	Rush	Rec.	Rtn.	Tot.
2015	Jeffrey Wilson	830	71	279	1180
2014	Carlos Harris	92	863	496	1451
2013	Brelan Chancellor	123	792	1,049	1964
2012	Brandin Byrd	875	92	28	995
2011	Brelan Chancellor	46	457	1125	1628
2010	Lance Dunbar	1,553	332	0	1885
2009	Lance Dunbar	1,378	300	57	1735
2008	Casey Fitzgerald	47	1119	14	1180
2007	Casey Fitzgerald	0	1322	0	1322
2006	Johnny Quinn	0	633	175	808
2005	Patrick Cobbs	1154	106	226	1486
2004	Jamario Thomas	1801	14	0	1815
2003	Patrick Cobbs	1680	43	48	1771
2002	Kevin Galbreath	1298	21	0	1319
2001	Kevin Galbreath	1119	12	0	1131
2000	Ja'Quay Wilburn	756	63	0	819
1999	Broderick McGrew	0	601	473	1074
1998	Broderick McGrew	0	393	587	980
1997	Hut Allred	586	49	206	841
1996	Hut Allred	907	19	41	967
1995	Billie Smith	-7	441	563	997
1994	David Brown	8	1013	364	1385
1993	Terrance Brown	1101	6	0	1107
1992	Terrance Brown	976	16	0	992
1991	David Brown	58	531	307	896
1990	Erric Pegram	957	444	193	1594
1989	Tony Cook	-21	523	422	924
1988	Marcus Camper	0	938	412	1350
1987	Marcus Camper	0	422	368	790
1986	Marcus Camper	49	247	397	693
1985	Marcus Camper	0	332	397	729
1984	Tim Wasson	46	453	408	907
1983	Tim Wasson	38	553	126	717
1982	Marvin Walker	0	934	0	934
1981	C. Charleston	420	94	433	947
1980	Malcolm Jones	1144	250	0	1394
1979	Bernard Jackson	749	77	445	1271
1978	Bernard Jackson	1453	76	75	1604
1977	Mike Jones	940	245	0	1185
1976	Mike Jones	411	164	0	575
1975	Sears Woods	446	44	326	816
1974	John Brown	674	57	0	731
1973	David Kervin	82	641	554	1277
1972	Charles Johnson	685	118	381	1184
1971	Ken Fontno	0	0	702	702
1970	Ret Little	0	733	0	733
1969	Leo Taylor	545	357	328	1230
1968	Leo Taylor	1017	443	192	1652
1967	Ron Shanklin	0	867	0	867
1966	John Love	-5	1130	307	1432
1965	John Love	54	994	497	1545
1964	Carl Lockhart	169	341	297	807
1963	Dwain Bean	770	51	0	821
1962	Dwain Bean	657	3	0	660
1961	Bobby Smith	541	63	172	776
1960	Terry Parks	229	243	168	640
1959	Abner Haynes	730	231	248	1209
1958	Abner Haynes	495	298	391	1184
1957	Abner Haynes	639	50	240	929



↳ Punts

Yards
Game: 518, David Yaeger vs. Weber St., 9/18/71
Season: 3,946, Toby Gowin, 1996
Career: 11,345, John Starnes, 1981-84

Number
Game: 14, David Yaeger vs. Drake, 9/30/72
Season: 89, Toby Gowin, 1996
Career: 286, John Starnes, 1981-84

Average
Game: 54.5, Jerry Pair vs. W. Texas St., 10/3/59
Season: 47.2 John Baker, 1997
Career: 44.0, John Baker, 1997-99

Longest Punt

1. Toby Gowin vs. Vanderbilt, 1996	92
2. Don Baker vs. Chattanooga, 1955	91
Bart Helsley vs. ULM, 1990	91
4. John Starnes vs. UTA, 1983	87
5. Jason Ball vs. Middle Tennessee, 2001	79
6. Bron Beal vs. Arkansas St., 1987	77
John Starnes vs. ULM, 1984	77
8. Truman Spencer vs. SMU, 2007	73
Truman Spencer vs. Middle Tennessee, 2007	73
10. Whit Smith vs. Miami (Fla.), 1980	72
Bart Helsley vs. McNeese St., 1990	72
12. Whit Smith vs. SMU, 1980	71
Eric Keena vs. UAB, 2014	71
13. Will Atterberry vs. Arkansas St., 2010	70
14. Will Atterberry vs. WKU, 2011	70

Top-10 Punting Average

Season	
1. John Baker, 1997	47.2
2. Don Baker, 1955	45.0
3. Eric Keena, 2014	44.8
4. Toby Gowin, 1996	44.3
5. Eric Keena, 2015	44.2
6. Don Fechtman, 1976	44.1
7. Will Atterberry, 2011	43.5
8. John Baker, 1999	43.1
9. Don Fechtman, 1975	42.8
10. Brad Kadlubar, 2002	42.6

↳ PAT's Made

Game

1. Trevor Moore vs. Nicholls, 2014	11
2. Freddie Clotiaux vs. SW Oklahoma, 1950	10
3. Jeremy Knott vs. Western Kentucky, 2009	9
4. Thomas Moreland vs. Navy, 2007	8
Gene Bahnsen vs. Sul Ross, 1951	8
Richard DeFelice vs. Nicholls St., 1993	8
7. Buddy Hamm vs. UTEP, 1978	7
Tom Bresnahan vs. UTA, 1983	7
Zach Paul vs. Southern Miss, 2013	7

Season

1. Zach Paul, 2013	48
2. Nick Bazaldua, 2003	44
3. Nick Bazaldua, 2004	37
Iseed Khoury, 1977	37
Keith Chapman, 1988	37
Trevor Moore, 2014	37
6. Jeremy Knott, 2009	35
7. Thomas Moreland, 2007	34

Career

1. Nick Bazaldua, 2002-05	121
2. Keith Chapman, 1986-89	89
3. Zach Olen, 2010-13	83
4. Iseed Khoury, 1975-77	70
5. Jason Ball, 1999-01	59
6. Trevor Moore, 2014-present	58
7. Jeremy Knott, 2008-09	57
8. Zach Paul, 2012-14	48
9. Jeff Graham, 1994-96	46
John Love, 1965-66	46

↳ PAT Percentage

Season (at least 10 att.)

1. Iseed Khoury, (37-37), 1977	1.000
Keith Chapman, (37-37), 1988	1.000
Keith Chapman, (22-22), 1989	1.000
Trevor Moore, (37-37), 2014	1.000
5. Zach Paul, (48-49), 2013	97.9
6. Nick Bazaldua, (44-45), 2003	97.7
7. Nick Bazaldua (37-38), 2004	97.4

Career

1. Iseed Khoury, (69-70), 1975-77	98.5
2. Zach Paul, (48-49), 2012-14	97.9
3. Keith Chapman, (89-91), 1986-89	97.8

Most Consecutive PAT's Made

1. Keith Chapman, 1987-89	61
2. Iseed Khoury, 1975-77	60

↳ Year-By-Year Punting Leaders

Year	Name	No.	Yds.	Avg.
2015	Eric Keena	60	2,654	44.2
2014	Eric Keena	43	1,927	44.8
2013	Blake Macek	66	2,713	41.1
2012	Will Atterberry	70	2,888	41.3
2011	Will Atterberry	74	3,218	43.5
2010	Will Atterberry	43	1,799	41.8
2009	Will Atterberry	55	2,143	39.0
2008	Truman Spencer	69	2,925	42.4
2007	Truman Spencer	65	2,703	41.6
2006	Truman Spencer	55	2,245	40.8
2005	Truman Spencer	75	2,829	37.7
2004	Brad Kadlubar	73	2,919	40.0
2003	Brad Kadlubar	73	2,951	40.4
2002	Brad Kadlubar	85	3,619	42.6
2001	Jason Ball	66	2,553	38.7
2000	Jason Ball	75	2,865	38.2
1999	John Baker	82	3,535	43.1
1998	John Baker	66	2,783	42.2
1997	John Baker	62	2,925	47.2
1996	Toby Gowin	89	3,946	44.3
1995	Toby Gowin	78	3,280	42.1
1994	Toby Gowin	49	1,767	36.1
1993	Toby Gowin	32	1,162	36.3
1992	Erik Forrest	41	1,416	34.5
1990	Bart Helsley	62	2,353	37.9
1989	Bart Helsley	52	1,903	36.5
1988	Bron Beal	42	1,582	37.7
1987	Bron Beal	66	2,696	40.8
1986	Bron Beal	54	2,227	41.2
1985	Bron Beal	79	2,860	36.2
1984	John Starnes	76	3,201	42.1
1983	John Starnes	71	2,914	41.0
1982	John Starnes	72	2,739	38.0
1981	John Starnes	67	2,491	37.2
1980	Whit Smith	55	2,159	39.3
1979	Billy Ortiz	32	1,164	36.4
1978	Hugh Hamm	61	2,107	34.5
1977	Don Fechtman	56	2,261	40.4
1976	Don Fechtman	54	2,383	44.1
1975	Don Fechtman	66	2,826	42.8
1974	Don Fechtman	59	2,314	39.2
1973	Paul Schroeder	47	1,582	33.7
1972	David Yaeger	74	2,787	37.7
1971	David Yaeger	84	3,463	41.2
1970	Danny Collins	47	1,706	36.3
1969	Steve Ramsey	56	2,150	38.4
1968	Billy Anderson	60	2,062	34.4
1967	James Russell	26	1,062	40.8
1966	James Russell	71	2,579	36.3
1965	David Neale	66	2,591	39.3
1964	Carl Lockhart	54	2,141	39.6
1963	Carl Lockhart	40	1,578	39.5
1962	Butch Wright	47	1,619	34.4
1961	Butch Wright	45	1,501	33.4
1960	Dan Starnes	14	424	30.3
1959	Jerry Pair	12	489	40.8
1958	Charlie Cole	15	522	34.8
1957	David Lott	22	787	35.8
1956	Not available			
1955	Don Baker	30	1,349	45.0
1954	Don Baker	38	1,398	36.8
1953	Don Baker	10	386	38.6
1952	Don Baker	46	1,698	37.8
1951	Bill Brashier	49	1,825	37.2
1950	Bill Brashier	27	959	35.5



RECORDS

↳ kicking

↳ Field Goals Made

Game	
1. Trevor Moore vs. SMU, 2014	5
Denis Hopovac vs. FIU, 2006	5
Garrett Courtney vs. Utah St., 1997	5
3. Trevor Moore vs. UTSA, 2014	4
Zach Paul vs. Ball State, 2013	4
Zach Olen vs. Arkansas St., 2010	4
Garrett Courtney vs. New Mexico St., 1998	4
Iseed Khoury vs. SMU, 1976	4
7. 10 different players	3

Season

1. Keith Chapman, 1989	19
2. Trevor Moore, 2014	15
Denis Hopovac, 2006	15
3. Nick Bazaldua, 2004	14
Garrett Courtney, 1997	14
Jeff Graham, 1996	14
Keith Chapman, 1988	14
Keith Chapman, 1987	14
Whit Smith, 1980	14

Career

1. Keith Chapman, 1985-89	49
2. Nick Bazaldua, 2002-05	42
3. Zach Olen, 2010-13	32
4. Garrett Courtney, 1987-88	29
5. Todd Smith, 1983-86	27
6. Iseed Khoury, 1975-77	26
Jeff Graham, 1994-96	26

↳ Field Goal Percentage

Season (at least 10 attempts)

1. Trevor Moore, (15-17), 2014	88.2
2. Garrett Courtney, (14-16), 1997	87.5
3. Zach Olen, (13-15), 2010	86.7
4. Jason Ball, (9-11), 1999	81.8
5. Richard DeFelice, (13-16), 1993	81.3
6. Nick Bazaldua, (14-18), 2004	77.8
7. Jeff Graham, (10-13), 1996	76.9

Career (at completion of career)

1. Jeff Graham, (26-35), 1994-96	74.3
Garrett Courtney, (29-39), 1997-98	74.3
3. Richard DeFelice, (18-25), 1992-93	72.0
4. Denis Hopovac, (15-21), 2003-06	71.4
5. Keith Chapman, (49-71), 1985-89	69.0
6. Jeremy Knott, (22-32), 2008-09	68.8
7. Jason Ball, (24-36), 1999-2001	66.7
8. Zach Olen, (32-48), 2010-13	66.7
9. Nick Bazaldua, (42-64), 2002-05	65.6

↳ Longest Field Goal

1. Iseed Khoury vs. Richmond, 1977	62
2. Garrett Courtney vs. Idaho, 1998	61
3. Jason Ball vs. Arkansas St., 2001	57
Iseed Khoury vs. UTEP, 1977	57
5. Keith Chapman vs. Texas Tech, 1988	55
6. Todd Smith vs. Lamar, 1983	54
7. Zach Olen vs. Middle Tennessee, 2010	53
Lonnie Green vs. Baylor, 1982	53
9. Zach Olen vs. Florida Atlantic, 2011	52
Zach Olen vs. Tulsa, 2011	52
Jason Ball vs. Utah St., 2000	52
Iseed Khoury vs. UTA, 1977	52
Iseed Khoury vs. Louisiana Tech, 1977	52

↳ Year-By-Year Field Goal Leaders

Year	Name	Att	Md	Pct.	Long
2015	Trevor Moore	14	9	.643	38
2014	Trevor Moore	17	15	.882	47
2013	Zach Paul	16	10	.667	48
2012	Zach Olen	16	11	.688	48
2011	Zach Olen	16	8	.500	52
2010	Zach Olen	15	13	.867	53
2009	Jeremy Knott	15	10	.667	41
2008	Jeremy Knott	17	12	.706	47
2007	Thomas Moreland	15	8	.533	37
2006	Denis Hopovac	21	15	.714	42
2005	Nick Bazaldua	16	8	.500	50
2004	Nick Bazaldua	18	14	.778	51
2003	Nick Bazaldua	15	10	.667	49
2002	Nick Bazaldua	15	10	.667	44
2001	Jason Ball	14	9	.643	57
2000	Jason Ball	10	6	.600	52
1999	Jason Ball	11	9	.818	38
1998	Garrett Courtney	23	15	.652	61
1997	Garrett Courtney	16	14	.875	51
1996	Jeff Graham	20	14	.700	48
1995	Robert Hoffman	3	3	1.000	32
1994	Jeff Graham	13	10	.769	37
1993	Richard DeFelice	9	5	.555	44
1992	Richard DeFelice	16	13	.813	50
1991	Kevin McDaniel	12	9	.750	37
1990	Brad Allen	10	3	.300	39
1989	Keith Chapman	27	19	.703	51
1988	Keith Chapman	20	14	.700	51
1987	Keith Chapman	20	14	.700	48
1986	Todd Smith	13	7	.538	48
1985	Todd Smith	15	8	.533	43
1984	Todd Smith	15	7	.467	47
1983	Tom Bresnahan	12	8	.667	38
1982	Danny McElroy	7	6	.857	42
1981	Lonnie Green	10	6	.600	45
1980	Whit Smith	21	14	.667	42
1979	Whit Smith	10	6	.600	41
1978	Buddy Hamm	4	3	.750	29
1977	Iseed Khoury	25	11	.440	62
1976	Iseed Khoury	16	8	.500	43
1975	Iseed Khoury	17	7	.411	47
1974	Lee Harrington	9	4	.444	36
1973	Lee Harrington	7	4	.571	42
1972	Ron Sigler	6	2	.333	34
1971	Mark Means	3	2	.667	36
1970	Mike Briscoe	16	8	.500	41
1969	Bernie Barbour	16	8	.500	30
1968	Mike Gattis	9	5	.556	27
1967	Randy Henry	19	6	.316	37
1966	Willie Cherry	2	2	1.000	23
1965	John Love	3	1	.333	22



↳ Team Kickoff Returns

Yards
Game: 286 vs. Houston, 9/10/11
Season: 1,576, 2008

Average
Game: 44.3 vs. Tennessee, 10/25/75
Season: 31.5, 1986

↳ Kickoff Returns

Number
Game: 9, Brelan Chancellor vs. Houston, 9/10/11
Season: 50, Brelan Chancellor, 2011
Career: 125, Brelan Chancellor, 2010-13

Yards
Game: 285, Brelan Chancellor vs. Houston 9/10/11
Season: 1,094, Brelan Chancellor, 2011
Career: 3,031, Brelan Chancellor, 2010-13

Average
Game: 44.3, Sears Woods vs. Tennessee, 10/25/75
Season: 32.6, Sears Woods, 1975
Career: 25.2, Broderick McGrew, 1996-99

Kickoff Returns For Touchdown

Season

1. Michael High, 1993	2
Brelan Chancellor, 2010	2

Career

1. Brelan Chancellor, 2010-13	3
2. Michael High, 1991-94	2

↳ Longest Kickoff Return

1. Darvin Kidsy vs. Rice, 2014	100
Broderick McGrew vs. Utah St., 1998	100
Johnny Stovall vs. Sam Houston St., 1936	100
4. Brelan Chancellor vs. Georgia, 2013	99
Brian Smith vs. Idaho St., 1995	99
Michael High vs. Missouri St., 1993	99
7. Kim Phillips vs. TCU, 1968	98
Sears Woods vs. Tennessee, 1975	98
9. Brelan Chancellor vs. Kansas St., 2010	93
10. Brelan Chancellor vs. Kansas St., 2010	91
11. Johnny Shoemaker vs. Austin College, 1938	90

↳ Punt Returns

Number
Game: 7, Bernie Barbour vs. Wichita St., 11/11/67
Season: 36, Bernie Barbour, 1969; J.T. Smith, 1976
Career: 100, J.T. Smith, 1974-77

Yards
Game: 132, Darvin Kidsy vs. Nicholls, 9/20/14
Season: 386, Brelan Chancellor, 2013
Career: 945, Bernie Barbour, 1967-69

Average
Game: 44.0, Darvin Kidsy vs. Nicholls, 9/20/14
Season: 39.3, Abner Haynes, 1957
Career: 28.6, Abner Haynes, 1957-59

Punt Returns For Touchdown

Season

1. Bill Woods, 1966	3
2. Marcus Camper, 1988	2
3. Multiple Players	1

Career

1. Bill Woods, 1966	3
Marcus Camper, 1985-88	3

↳ Longest Punt Return

1. Bill Woods, 1966	91
Richard Nutt vs. Houston, 1948	91
3. Johnny Quinn vs. ULM, 2004	85
4. Bernie Barbour vs. New Mexico St., 1968	83
5. Bill Woods vs. Chattanooga, 1966	80
6. Darvin Kidsy vs. Nicholls, 2014	75
6. David Kervin vs. New Mexico St., 1973	71
7. Marcus Camper vs. McNeese St., 1988	69
8. Brelan Chancellor vs. Rice, 2013	65
Carlen Charleston vs. UTA, 1980	65

↳ Year-By-Year Punt Return Leaders

Year	Name	No.	Yds.	Avg.
2015	Tre Johnson	11	139	12.6
2014	Darvin Kidsy	23	233	10.1
2013	Brelan Chancellor	24	386	16.1
2012	Brelan Chancellor	5	10	2.0
2011	Brelan Chancellor	11	31	2.8
2010	Darius Carey	5	26	5.2
2009	Darius Carey	7	43	6.1
2008	John Shorter	7	32	4.6
2007	Eryn Roman	17	97	5.7
2006	Johnny Quinn	13	92	7.1
2005	Johnny Quinn	13	98	7.5
2004	Johnny Quinn	13	118	9.1
2003	Ja'Mel Branch	12	92	7.7
2002	Ja'Mel Branch	29	229	7.9
2001	Ty Jackson	22	177	8.0
2000	Ty Jackson	16	171	10.7
1999	Ty Jackson	17	135	7.9
1998	Heath Moody	25	175	7.0
1997	Heath Moody	17	91	5.4
1996	Tubby Coleman	27	200	7.4
1995	Brian Smith	25	192	7.7
1994	Brian Smith	22	177	8.0
1993	Greg Matthews	12	91	7.5
1992	Michael High	11	126	11.5
1991	Greg Matthews	18	64	3.6
1990	Greg Matthews	21	189	9.0
1989	Tony Cook	11	126	11.5
1988	Marcus Camper	28	319	11.4
1987	Marcus Camper	23	148	6.4
1986	Marcus Camper	14	194	9.6
1985	Marcus Camper	17	90	5.3
1984	Tim Wasson	28	207	7.4
1983	Tony Merriwether	32	359	11.2
1982	Tony Merriwether	9	148	16.4
1981	Carlen Charleston	8	99	12.4
1980	Carlen Charleston	20	87	4.4
1979	Pete Harvey	13	129	9.9
1978	Charlie Murray	21	141	6.7
1977	J.T. Smith	23	143	6.2
1976	J.T. Smith	36	380	10.6
1975	J.T. Smith	25	217	8.7
1974	J.T. Smith	16	118	7.4
1973	David Kervin	25	282	11.3
1972	Staggs	15	90	6.0
1971	Ken Fontno	27	237	8.8
1970	Wilmer Levels	8	121	15.1
1969	Bernie Barbour	36	371	10.3
1968	Bernie Barbour	28	277	9.9
1967	Bernie Barbour	30	297	9.9
1966	Billy Woods	20	351	17.6
1965	John Love	9	133	14.8
1964	Carl Lockhart	15	116	7.7
1963	Philip Gonzales	2	26	13.0
1962	Carl Lockhart	4	47	11.8
1961	Butch Wright	6	65	10.8
1960	Billy Christle	5	80	16.0
1959	Abner Haynes	9	96	10.7
1958	Abner Haynes	8	168	21.0
1957	Abner Haynes	4	157	39.3

↳ Year-By-Year Kickoff Return Leaders

Year	Name	No.	Yds.	Avg.
2015	D'Aundrey Bradley	17	330	19.4
2014	Carlos Harris	19	449	23.6
2013	Brelan Chancellor	24	663	27.6
2012	Brelan Chancellor	18	351	19.5
2011	Brelan Chancellor	50	1,094	21.9
2010	Brelan Chancellor	33	923	28.0
2009	Jamaal Jackson	17	463	27.2
2008	DaWaylon Cook	26	506	19.5
2007	Micah Mosley	32	636	19.9
2006	Zach Muzzy	19	359	18.9
2005	Johnny Quinn	26	513	19.7
2004	Zach Muzzy	23	425	18.5
2003	Ja'Mel Branch	11	217	19.7
2002	Ja'Mel Branch	19	385	20.3
2001	Ja'Mel Branch	23	516	22.4
2000	Ty Jackson	16	334	20.9
1999	Broderick McGrew	23	473	20.6
1998	Broderick McGrew	18	587	32.6
1997	Broderick McGrew	22	531	24.1
1996	Tubby Coleman	23	458	19.9
1995	Brian Smith	15	371	24.7
1994	David Brown	16	364	22.8
1993	Michael High	27	750	27.7
1992	Michael High	6	176	29.3
1991	David Brown	16	301	18.8
1990	Greg Matthews	9	199	22.1
1989	Tony Cook	13	296	22.8
1988	Kim Phillips	9	187	20.8
1987	Tony Baker	13	280	21.5
1986	Kim Phillips	11	346	31.5
1985	Marcus Camper	14	307	21.9
1984	Todd Smith	15	342	22.8
1983	Carlen Charleston	9	175	19.4
1982	Carlen Charleston	15	269	17.9
1981	Carlen Charleston	18	334	18.6
1980	Carlen Charleston	22	587	26.7
1979	Bernard Jackson	19	445	23.4
1978	Lee English	7	187	26.7
1977	Bruce Chambers	9	148	16.4
1976	Jeff Brown	13	147	11.3
1975	Sears Woods	10	326	32.6
1974	Jeff Webb	17	307	18.1
1973	David Kervin	12	272	22.7
1972	Charles Johnson	18	381	21.2
1971	Ken Fontno	26	465	17.9
1970	Ken Fontno	32	699	21.8
1969	Leo Taylor	13	328	25.2
1968	Leo Taylor	10	192	19.2
1967	Bernie Barbour	12	239	19.2
1966	John Love	13	256	19.7
1965	John Love	16	364	22.8
1964	David Neale	10	198	19.8
1963	Bobby Smith	11	241	21.9
1962	Bobby Smith	7	134	19.1
1961	Billy Christle	4	117	29.3
1960	Terry Parks	7	168	24.0
1959	Abner Haynes	6	152	25.3
1958	Abner Haynes	11	223	20.2
1957	Don Smith	5	96	19.2



RECORDS

↳ defense

↳ TEAM DEFENSE

Interceptions

Number

Game: 7 vs. Wichita State, 11/20/71

Season: 32, 1969; **Opp. Low:** 4, 2004

Interception Return Yards

Game: 180 vs. Drake, 10/4/69

Season: 497, 1978; **Opp. Low:** 31, 1979

Most Points Allowed

1. Oklahoma, 2007	79
2. Rice, 2008	77
3. Nebraska, 1993	76
4. Navy, 2007	74
5. Nevada, 1991	72
6. Oklahoma, 1987	69
7. SMU, 1927	68
8. SMU, 1922	66
Arkansas, 2007	66
Portland State, 2015	66

Fewest Rushing Yards Per Game

1. 1967	71.2
2. 2003	104.7
3. 1989	112.8
4. 2001	116.9
5. 1966	118.4

Fewest Passing Yards Per Game

1. 1959	58.1
2. 1953	69.6
3. 1958	71.6
4. 1960	82.4
5. 1976	116.2

Fewest Total Yards Per Game

1. 1967	182.1
2. 1959	196.5
3. 1958	210.9
4. 1960	241.2
5. 1983	247.5

Fewest Points Per Game

1. 1915	1.2
2. 1932	2.2
3. 1920	5.5
1933	5.5
5. 1917	6.0

Most Interceptions

1. 1969	32
2. 1967	28
1978	28
4. 1970	26
5. 1968	25

Most Fumbles Recovered

1. 1971	36
2. 1976	28
3. 1952	26
1975	26
5. 1980	25

↳ Tackles

Season (since 1977)

1. Trent Touchstone, 1989	143
2. Craig Robertson, 2010	133
3. Brent Koch, 1991	126
Lance White, 1984	126
5. Zach Orr, 2013	123
6. Byron Gross, 1990	122
7. Cody Spencer, 2003	121
8. Chris Hurd, 2003	120
Walter Chapman, 1977	120
10. Taylor Casey, 2002	117

Career

1. Byron Gross, 1987-90	386
2. Craig Robertson, 2006-10	381
3. Brad Kassell, 1998-2001	365
Zach Orr, 2010-13	365
5. Lester Harper, 1980-83	362
6. Burks Washington, 1975-78	351
7. Lance White, 1983-86	325

↳ Interceptions

Game

1. Ken Fontno vs. Wichita St., 1971	3
Leonard Dunlap vs. Drake, 1969	3
Leonard Dunlap vs. BYU, 1969	3
Wilmer Levels vs. Drake, 1970	3
Bernie Barbour vs. Louisville, 1968	3
Ret Little vs. Louisville, 1967	3
Mike Shook vs. Cincinnati, 1967	3
James Wright vs. Louisville, 1961	3
Bill Brashier vs. Houston, 1951	3
Bill Sheffield vs. Stephen F. Austin, 1940	3
James Potts vs. Decatur Baptist, 1915	3

Season

1. Bill Brashier, 1951	10
2. Lyndon Fox, 1969	8
3. Ray Toole, 1957	7
Billy Ryan, 1962	7
Leonard Dunlap, 1970	7
Marty Morrison, 1978	7
David Morris, 1980	7

Career

1. Bill Brashier, 1949-51	19
2. Lyndon Fox, 1969-71	18
3. J.T. Smith, 1975-77	13
Leonard Dunlap, 1969-70	13
5. Jonas Buckles, 2001-04	11
Bernie Barbour, 1967-69	11
Don McGee, 1999-2002	11

Interception Return Yards

Game: 128, Ret Little vs. Louisville, 9/30/67

Season: 250, Leonard Dunlap, 1969

Career: 382, Leonard Dunlap, 1969-70

↳ Longest Plays

Interception Return

1. Don Baker vs. Midwestern St., 1955	100
J.T. Smith vs. Louisiana Tech, 1976	100
3. Maurice Holman vs. Middle Tennessee, 2005	99
4. Zac Whitfield vs. Nicholls, 2014	98
5. Tobe Nwigwe vs. Western Kentucky, 2008	97
Bill Rogers vs. SW Oklahoma, 1950	97
7. Charles Beatty vs. Southern Illinois, 1966	95
9. Clyde Wilkerson vs. McMurry, 1938	90
Leonard Dunlap, vs. Drake, 1969	90
10. Hurles Scales vs. West Texas St., 1972	88

↳ Sacks

Game (since 1998)

1. Jarrian Roberts vs. Rice, 2015	3.0
Tillman Johnson vs. Nicholls, 2014	3.0
Adrian Awason vs. Utah St., 2004	3.0
Evan Cardwell vs. Baylor, 2003	3.0
Darrell Daniels vs. ULM, 2002	3.0
Corbin Montgomery vs. Texas Tech, 1999	3.0
6. K.C. Obi vs. Florida Atlantic, 2012	2.5
Aaron Bellazin vs. UTEP, 2013	2.5
8. 16 players tied	2.0

Season (since 1983)

1. Willis Hudson, 1994	14.5
2. Scott Blank, 1997	13.0
Roderick Manning, 1989	13.0
4. Ronnie Hickman, 1983	12.0
5. Matt Tiemann, 1985	11.0
6. Brandon Kennendy, 2002	10.0
Brad Spinks, 1996	10.0
8. Rex Johnson, 1988	9.0
Aaron Bellazin, 2013	9.0
10. Willis Hudson, 1995	8.5

Career (since 1983)

1. Willis Hudson, 1991-95	24.0
2. Adrian Awason, 2001-04	20.0
Roderick Manning, 1986-89	20.0
4. Corbin Montgomery, 1997-99	19.5
5. Scott Blank, 1997-98	18.0
6. Brandon Akpunku, 2008-11	17.0
7. Brandon Kennedy, 2000-03	16.5
8. Jeremiah Chapman, 2004-07	15.5
9. Aaron Bellazin, 2010-13	15.0
10. Brandon McCoy, 2010-13	14.5

↳ Tackles For Loss

Game (since 2001)

1. Brandon Kennedy vs. Idaho, 2002	6.0
2. Jarrian Roberts vs. Rice, 2015	4.5
Adrian Awason vs. Utah St., 2004	4.5
3. Evan Cardwell vs. Baylor, 2003	4.0
4. Tillman Johnson vs. Nicholls, 2014	3.0
Monte Stevenson vs. ULM, 2007	3.0
Eddrick Gilmore vs. FIU, 2007	3.0
Jeremiah Chapman vs. Florida Atlantic, 2005	3.0
Brandon Akpunku vs. Indiana, 2004	3.0
Brad Kassell vs. TCU, 2001	3.0
Brandon Kennedy vs. ULM, 2001	3.0

Season (since 2001)

1. Brandon Kennedy, 2002	24
2. Jeremiah Chapman, 2007	17
Brad Kassell, 1999	17
Brandon Kennedy, 2003	17
5. Adrian Awason, 2004	14
6. Zach Orr, 2013	13.5
7. Aaron Bellazin, 2013	12.5
8. Brad Kassell, 2001	12
9. Scott Blank, 1997	11
10. K.C. Obi, 2012	10.5

Career (since 1996)

1. Brandon Kennedy, 2000-03	61.0
2. Brad Kassell, 1998-01	39.0
3. Adrian Awason, 2001-04	32.0
4. Brandon Akpunku, 2008-11	27.0
5. Corbin Montgomery, 1996-99	26.0
6. Zach Orr, 2010-13	25.0
7. Aaron Bellazin, 2010-13	24.0
8. Derek Akunne, 2011-14	23.0
Craig Robertson, 2006-10	23.0
10. Brandon McCoy, 2010-13	21.5



↳ Year-By-Year Interception Leaders

Year	Name	No.	Yds.	Avg.
2015	Zac Whitfield	2	6	3.0
2014	James Jones	3	33	11.0
2013	Marcus Trice	5	62	12.4
2012	Zac Whitfield	3	--	-1.7
2011	Royce Hill	2	88	44.0
	Brad Graham	2	15	7.5
	Steven Ford	2	15	7.5
2010	John Shorter	2	50	25.0
	Jeremy Phillips	2	18	9.0
2009	Royce Hill	3	58	19.3
2008	Tobe Nwigwe	3	98	32.7
2007	Craig Robertson	5	12	2.4
2006	Six players	1	--	--
2005	Aaron Weathers	3	31	10.3
2004	Markeith Knowlton	4	40	10.0
2003	Markeith Knowlton	4	38	9.5
2002	Don McGee	5	109	21.8
2001	Jonas Buckles	5	9	1.8
2000	Brad Kassell	4	23	5.8
	Don McGee	4	32	8.0
1999	Heath Moody	2	23	11.5
1998	Phillip Littlejohn	3	51	17.0
	Lawrence Ellis	3	0	0.0
1997	Five players	1	--	--
1996	Dhati Lewis	3	45	15.0
1995	Calvin Davis	3	0	0.0
1994	Dmitri Markham	5	12	2.4
1993	Greg Matthews	2	31	15.5
	Benny Cherry	2	18	9.0
1992	Tomur Barnes	3	33	11.0
1991	Tomur Barnes	3	51	17.0
	Donald Ericks	3	19	6.3
1990	Jeff Tutson	3	23	7.7
1989	Issac Barnett	3	19	6.3
1988	Kim Phillips	4	41	10.3
1987	Kim Phillips	4	60	15.0
1986	Mike Rhone	3	26	8.7
1985	Craig Birdsong	4	88	22.0
	Jerry Pickens	4	10	2.5
1984	Five players	1	--	--
1983	Jerry Pickens	3	23	7.7
1982	Andre Moore	3	15	5.0
1981	Zac Cypert	4	45	11.3
1980	David Morris	7	56	8.0
1979	Three players	2		
1978	Marty Morrison	7	111	15.9
1977	David Morris	3	51	17.0
	J.T. Smith	3	48	16.0
1976	J.T. Smith	4	143	35.8
1975	J.T. Smith	6	59	9.8
1974	Three players	3	--	--
1973	Don Dunlap	6	48	8.0
1972	Hurles Scales	5	131	26.2
1971	Ken Fontno	6	22	3.7
1970	Leonard Dunlap	7	132	18.9
1969	Lyndon Fox	8	64	8.0
1968	Bernie Barbour	6	87	14.5
1967	Mike Shook	7	42	6.0
1966	Billy Woods	6	138	23.0
1965	Larry Priestley	5	139	27.9
1964	Carl Lockhart	3	5	1.7
1963	Carl Lockhart	4	38	9.5
1962	Billy Ryan	7	174	24.9
1961	Butch Wright	4	88	22.0
1960	Ray Williamson	2	11	5.5
1959	Terry Parks	5	80	16.0
1958	Abner Haynes	5	122	24.4
1957	Ray Toole	7	133	19.0

↳ Year-By-Year Sack Leaders

(since 1983)

Year	Name	No.
2015	Jarrian Roberts	6.5
2014	Chad Polk	5.5
2013	Aaron Bellazin	9.0
2012	K.C. Obi	5.5
2011	Brandon Akpunku	7.5
2010	Brandon Akpunku	3.5
2009	Brandon Akpunku	6
2008	Eddrick Gilmore	3
2007	Jeremiah Chapman	5
2006	Jeremiah Chapman	5
2005	Jeremiah Chapman	4
2004	Adrian Awasom	8
2003	Brandon Kennedy	6
	Evan Cardwell	6
2002	Brandon Kennedy	10
2001	Darrell Daniels	3
2000	Brad Kassell	3
	Corry Pertile	3
1999	Corbin Montgomery	5
1998	Corbin Montgomery	7
1997	Scott Blank	13
1996	Brad Spinks	10
1995	Willis Hudson	9
1994	Willis Hudson	15
1993	Chad Rudzik	3
1992	Russell McMillan	7
1991	Russell McMillan	4
	Bruce Walker	4
1990	Shawn Walsh	4
1989	Roderick Manning	13
1988	Rex Johnson	9
1987	Tom Middaugh	8
1986	Tom Middaugh	5
1985	Matt Tiemann	11
1984	Mike Thompson	7
1983	Ronnie Hickman	12

↳ Year-By-Year Tackles For Loss

(since 1996)

Year	Name	No.	Yards	Avg.
2015	Jarrian Roberts	10.0	50	5.0
2014	Derek Akunne/Chad Polk	8.5	31/41	4.1
2013	Zach Orr	13.5	65	4.8
2012	K.C. Obi	10.5	47	4.5
2011	Brandon Akpunku	10.0	47	4.7
2010	Craig Robertson	10.0	37	3.7
2009	Brandon Akpunku	11.5	54	4.7
2008	Craig Robertson	7.5	20	2.7
2007	Jeremiah Chapman	17	72	4.2
2006	Jeremiah Chapman	9	41	4.6
2005	Jeremiah Chapman	9	39	4.0
2004	Adrian Awasom	14	47	3.3
2003	Brandon Kennedy	17	60	3.2
2002	Brandon Kennedy	24	102	4.3
2001	Brad Kassell	12	29	2.4
2000	Brandon Kennedy	10	24	2.4
1999	Brad Kassell	17	27	1.6
1998	Corbin Montgomery	6	15	2.5
1997	Scott Blank	11	54	4.9
1996	Brett Renfro	10	23	2.3

↳ Most Sacks In A Single Season

Team	Sacks	Team	Sacks
1. 2002	45	7. 1994	31.5
2. 1997	39	8. 1985	29
2013	39	9. 2011	27
4. 1996	34	10. 2004	25
5. 1992	33	2003	25
2014	33		

↳ Year-By-Year Tackle Leaders

Year	Name	UT	AT	TT
2015	Kishawn McClain	77	33	110
2014	Derek Akunne	65	43	108
2013	Zach Orr	57	66	123
2012	Zach Orr	57	51	108
2011	Zach Orr	39	35	74
2010	Craig Robertson	66	67	133
2009	Craig Robertson	67	40	107
2008	Tobe Nwigwe	51	60	111
2007	Jeremiah Champman	47	31	78
2006	Aaron Weathers	45	33	78
2005	Aaron Weathers	62	51	113
2004	Markeith Knowlton	65	23	88
2003	Cody Spencer	53	68	121
2002	Taylor Casey	61	56	117
2001	Cody Spencer	56	49	105
2000	Brad Kassell	72	43	115
1999	Brad Kassell	78	34	112
1998	Phillip Littlejohn	75	35	100
1997	Ron Boston	79	32	111
1996	Brett Renfro	71	27	98
1995	Brett Renfro	50	36	86
1994	Willis Hudson	48	33	81
1993	Sean Mayes	47	46	93
1992	Shawn Hicks	46	51	97
1991	Brad Koch	70	56	126
1990	Byron Gross	51	71	122
1989	Trent Touchstone	88	55	143
1988	Byron Gross	43	37	80
1987	Byron Gross	44	40	84
1986	Ed Fleming	52	53	105
1985	Lance White	52	48	100
1984	Lance White	57	69	126
1983	Lester Harper	57	39	96
1982	Lester Harper	53	70	123
1981	Zac Cypert	48	62	110
1980	Louis Haynes	75	33	108
1979	Louis Haynes	62	37	99
1978	Not available	--	--	--
1977	Burks Washington	70	40	110



RECORDS

↳ miscellaneous & ncaa stats

↳ Team First Downs

Total

Game: 31, four times (last time vs. Ball St, 9/14/13)
Opp. Low: 3, New Mexico State, 10/17/64
Season: 279 (2013); **Opp. Low:** 103 (1958)

Rushing

Game: 25 vs. New Mexico State, 10/4/58
Opp. Low: 1, New Mexico St., 10/17/64
Season: 152, 1959; **Opp. Low:** 54, 1966 and 1967

Passing

Game: 26, vs. SMU, 9/8/07
Opp. Low: 0, on several occasions
Season: 140, 2013; **Opp. Low:** 27, 1959

Penalty

Game: 6 vs. West Texas State, 11/16/74; vs. New Mexico State, 11/6/82
Opp. Low: 0, on several occasions
Season: 25, 1982; **Opp. Low:** 1, 1961

↳ Team Penalties

Number

Game: 17 vs. Arkansas State, 11/15/03
Season: 114, 2003 **Opp. Low:** 33, 1959

Yards

Game: 239 vs. North Dakota, 9/27/52;
Season: 1,130, 2003; **Opp. Low:** 272, 1959

↳ Team Fumbles

Number

Game: 12 vs. Southern Mississippi, 10/31/81
Season: 48, 1984; **Opp. Low:** 18, 1961

↳ Single-Season Team Records

Most Wins

1. 1947	10
1977	10
3. 1959	9
1978	9
2003	9
2013	9

Most Losses

1. 2015	11
2008	11
2. 1972	10
2007	10
2009	10
5. 1981	9
1982	9
1984	9
1995	9
1999	9
2005	9
2006	9
2010	9

Best Winning Percentage

1. 1977 (10-1)909
2. 1920 (7-1)875
1941 (7-1)875
4. 1932 (8-1-1)850
5. 1947 (10-2)833

↳ Yearly NCAA Statistical Leaders

Individual

Rushing (avg. per game)

2004 - Jamario Thomas, 180.1

2003 - Patrick Cobbs, 152.7

Scoring (avg. per game)

2003 - Patrick Cobbs, 11.45

Pass Receptions (avg. per game)

2008 - Casey Fitzgerald, 9.42

Interceptions Returned For Touchdown

1969 - Leonard Dunlap, 3

Touchdown Passes

1967 - Steve Ramsey, 21

Touchdown Receptions

1967 - Ron Shanklin, 13

Interceptions

1957 - Ray Toole, 7

Punting

1955 - Don Baker, 45.0

Team

Interceptions

1967 - 28

Punt Return Average

1957 - 17.5

↳ Current NCAA Record Holders

Team - Game

Most Overtimes

Seven OT vs. Florida International, 10/7/06*

Most Plays Both Teams

196, San Diego State (99) and North Texas (97), 12/4/71

Most Combined Points In A Regulation Game

136, Navy (74) and North Texas (62), 11/10/07

Most Combined Points In A Quarter

63, Navy (35) and North Texas (28), 2nd Quarter, 11/10/07

Most Field Goals Attempted

9 vs. Florida International, 10/7/06*

Safeties Recorded

3, vs. UL-Lafayette, 9/27/2003*

Longest Fumble Return

100 Yards vs. Utah State, 10/9/2004*

Team - Season

Most Turnovers

61, in 1971

Lowest Average Yards Per Rush

(Min. 400 Rushes)

1.3, in 1966 (408 rushes for 513 yards)

Most Opponent Fumbles Recovered

36 in 1972

Individual - Game

Longest Fumble Return

100 yards - T.J. Covington, 2004*

Most Field Goals Attempted

9, Denis Hopovac, vs. FIU, 10/7/06*

Most Touchdown Passes In A Half

7, Giovanni Vizza, vs. Navy, 11/10/07

Most Touchdown Passes In A Game By A Freshman

8, Giovanni Vizza, vs. Navy, 11/10/07

Individual - Season

Earliest Game Reaching 1,000 Yards Rushing by a Freshman

5th Game - Jamario Thomas, 2004*

Most Games Gaining 200 Yards or More Rushing by a Freshman

6 Games - Jamario Thomas, 2004

Consecutive Games Gaining 200 Yards Rushing

5 Games - Jamario Thomas, 2004*

Individual - Career

Interceptions Per Game

2.3, Steve Ramsey, 1967-69

(67 interceptions in 29 games)

↳ Former NCAA Record Holders

Career Touchdown Passes

69, Steve Ramsey, 1967-69

Career Total Offense Yards

6,568, Steve Ramsey, 1967-69

Career Touchdowns

71, Steve Ramsey, 1967-69

Career Points

436, Steve Ramsey, 1967-69

Career Pass Completions

491, Steve Ramsey, 1967-69

Career Touchdown Passes

69, Steve Ramsey, 1967-69

Career Passing Yards

7,076, Steve Ramsey, 1967-69

Career Pass Attempts

1,105, Steve Ramsey, 1967-69

Career TDs By A Passer/Receiver

Combination

30, Steve Ramsey and Ron Shanklin, 1967-69

Receptions In One Season

91, Marvin Walker, 1982 (I-AA)

Receptions In One Game

22, Marvin Walker vs. Tulsa, 11/20/82

Long Punt

91, Bart Helsley vs. NE Louisiana, 1990 (Div. I-AA)

↳ Final National Rankings

1977 - No. 16 (UPI)

1983 - No. 4 (Div. I-AA)

1987 - No. 16 (Div. I-AA)

1988 - No. 12 (Div. I-AA)

1994 - No. 18 (Div. I-AA)

* Ties Record



↳ Missouri Valley Conference

Team Records*Fewest Plays Allowed - Game*

36, vs. New Mexico State, 1958

Passes Had Intercepted - Season

36 in 1969

Fewest Rushing Yards Allowed - Season

413 in 1966

Fewest Passing Yards Allowed - Season

581 in 1959

Most Interceptions - Season

32 in 1969

Individual Records*Interception Return Yards - Season*

250, Leonard Dunlap, 1969

Kickoff Return Yards - Season

699, Ken Fontno, 1970

Passing Yards - Career

7,076, Steve Ramsey, 1967-69

Touchdown Passes - Career

69, Steve Ramsey, 1967-69

Interception Return Yards - Career

382, Leonard Dunlap, 1969-70

Punt Return Yards - Career

945, Bernie Barbour, 1967-69

↳ Southland Conference

Team Records*Most Fumbles Lost - Game*

6, vs. McNeese State, 1984 (tie)

↳ Big West Conference

Team Records*Most Field Goals - Game*

5, vs. Utah State, 1997 (tie with six teams)

Most Punting Yards - Season

3,975 in 1996

Individual Records*Most Field Goals Made - Game*

5, Garrett Courtney, vs. Utah State, 1997 (tie)

Most Punts - Season

89, Toby Gowin, 1996

Most Punting Yards - Season

3,946, Toby Gowin, 1996

Longest Punt

92, Toby Gowin vs. Vanderbilt, 1996

Longest Field Goal

61, Garrett Courtney vs. Idaho, 1998

↳ Sun Belt Conference

Team Records*Most Pass Attempts - Season*

553 in 2007

Most Pass Completions - Season

330 in 2007

Yards Per Pass Attempt - Season

8.7 in 2003

Touchdown Passes - Game

8 vs. Navy, 2007

Yards Per Pass Completion - Season

16.0 in 2003

Interceptions Thrown - Season

28 in 2007

Most Points By Two Teams - Game

136 vs. Navy, 2007

Field Goals Attempted - Game

9 vs. Florida Int'l, 2006

Field Goals Made - Game

5 vs. Florida Int'l, 2006

Yards Punted - Game

508 vs. TCU, 2002

Yards Punted - Season

3,673 in 2002

Punts Returns for Touchdowns - Game

1 vs. UL-Monroe 2005 (tie)

Most Kick Returns - Game

11 vs. Arkansas 2007 (tie)

Most Kick Returns - Season

85 in 2008

Quarterback Sacks - Season

44 in 2002

Safeties - Season

4 in 2003

Fewest Rushes Allowed - Season

380 in 2001

Fewest Points Allowed - Season

192 in 2002

Fewest Points Per Game - Season

12.8 in 2006

Most Fumbles Recovered - Game

6 vs. Florida International, 2005

↳ Individual Records

Rushing Yards - Season

1,801, Jamario Thomas, 2004

Rushing Attempts - Season

307, Patrick Cobbs, 2003

Rushing Attempts Per Game - Season

28.5, Jamario Thomas, 2004

Rushing Yards Per Game - Season

180.1, Jamario Thomas, 2004

Passing Attempts - Season

493, Giovanni Vizza, 2008

Passing Completions - Season

309, Giovanni Vizza, 2008

Passing Touchdowns - Game

8, Giovanni Vizza vs. Navy, 2007

Interceptions Thrown - Season

20, Giovanni Vizza, 2007

Longest Passing Play

99, Giovanni Vizza vs. ULM, 2007

Receiving Yards - Game

327, Casey Fitzgerald vs. SMU, 2007

Receiving Yards - Season

1,322, Casey Fitzgerald, 2007

Receiving Yards - Career

2,718, Johnny Quinn, 2003-06

Receptions - Game

17, Casey Fitzgerald vs. SMU, 2007

Receptions - Season

113, Casey Fitzgerald, 2008

Receptions - Career

229, Casey Fitzgerald, 2005-08

Receptions Per Game - Season

9.4, Casey Fitzgerald, 2008

Receiving Yards Per Game - Season

110.2, Casey Fitzgerald, 2007

Touchdown Receptions - Game

5, Casey Fitzgerald vs. Navy, 2007

Touchdown Receptions - Season

12, Casey Fitzgerald, 2007

All Purpose Yards Per Game - Season

181.5, Jamario Thomas, 2004

Touchdowns Responsible For - Game

8, Giovanni Vizza vs. Navy, 2007

Field Goals Attempted - Game

9, Dennis Hopovac vs. Florida International, 2007

Field Goals Made - Game

5, Dennis Hopovac vs. Florida International, 2007

Longest Field Goal

57, Jason Ball vs. Arkansas State, 2001

Most Punts - Game

12, Brad Kadlubar vs. Texas, 2004 &

Truman Spencer vs. Kansas State, 2005 (tie)

Most Punts - Season

85, Brad Kadlubar, 2002

Most Punts - Career

264, Truman Spencer, 2005-08

Yards Punted - Game

508, Brad Kadlubar vs. TCU, 2002

Yards Punted - Season

3,619, Brad Kadlubar, 2002

Yards Punted - Career

10,702, Truman Spencer, 2005-08

Longest Punt

79, Jason Ball vs. Middle Tennessee, 2001 (tie)

Interception Return Yards - Game

99, Maurice Holman vs. Middle Tennessee, 2005

Most Yards Per Interception Return - Career

51.0, Maurice Holman, 2004-07

Longest Interception Return

99, Maurice Holman vs. Middle Tennessee, 2005

Passes Defended - Career

30, Jonas Buckles, 2001-04



RECORDS

↳ conference annual leaders

↳ Team Categories

Passing Offense

1994	Southland	268.6
1988	Southland	230.0
1969	Missouri Valley	294.4

Passing Defense

2009	Sun Belt	216.8
2002	Sun Belt	171.7

Total Offense

1994	Southland	392.8
1969	Missouri Valley	421.0

Total Defense

2003	Sun Belt	317.2
2002	Sun Belt	290.6
2001	Sun Belt	354.4
1969	Missouri Valley	309.9

Rushing Offense

2010	Sun Belt	202.2
2004	Sun Belt	186.4
1961	Missouri Valley	210.1

Rushing Defense

2003	Sun Belt	104.7
2002	Sun Belt	118.9
2001	Sun Belt	127.5
1969	Missouri Valley	122.4

Scoring Offense

2004	Sun Belt	25.8
1994	Southland	29.4

Scoring Defense

2013	Conference USA	17.8
2003	Sun Belt	21.9
2002	Sun Belt	14.8
2001	Sun Belt	22.5
1983	Southland	10.6
1969	Missouri Valley	17.4

Kickoff Returns

2009	Sun Belt	22.3
2002	Sun Belt	22.5

Punting

2011	Sun Belt	39.9
2006	Sun Belt	38.0
2003	Sun Belt	36.6
2002	Sun Belt	37.2

Sacks

2013	Conference USA	39
2003	Sun Belt	26
2002	Sun Belt	44

Red Zone Offense

2014	Conference USA	33-35 (94.3)
------	----------------	--------------

Red Zone Defense

2013	Conference USA	62.9 (22-35)
------	----------------	--------------

Field Goals

2014	Conference USA	88.2 (15-17)
------	----------------	--------------

↳ Individual Categories

Total Offense

1994	Mitch Maher	Southland	3,190
1990	Scott Davis	Southland	2,193
1988	Scott Davis	Southland	2,848
1970	Joe Milton	MO Valley	2,038
1969	Steve Ramsey	MO Valley	2,637
1967	Steve Ramsey	MO Valley	1,564
1957	Ray Toole	MO Valley	683

Passing

1994	Mitch Maher	Southland	2,840
1988	Scott Davis	Southland	2,409
1970	Joe Milton	MO Valley	1,825
1969	Steve Ramsey	MO Valley	2,828
1967	Steve Ramsey	MO Valley	1,732
1957	Ray Toole	MO Valley	367

Rushing

2005	Patrick Cobbs	Sun Belt	1,154
2004	Jamario Thomas	Sun Belt	1,801
2003	Patrick Cobbs	Sun Belt	1,680
1968	Leo Taylor	MO Valley	1,017
1963	Dwain Bean	MO Valley	541
1962	Dwain Bean	MO Valley	657
1961	Bobby Smith	MO Valley	541
1957	Abner Haynes	MO Valley	639

Scoring

2010	Lance Dunbar	Sun Belt	96
2009	Lance Dunbar	Sun Belt	114
2004	Jamario Thomas	Sun Belt	102
2003	Patrick Cobbs	Sun Belt	126
1988	Keith Chapman	Southland	94
1966	John Love	MO Valley	88
1961	Bobby Smith	MO Valley	42
1957	David Lott	MO Valley	42

Receiving Yards

2008	Casey Fitzgerald	Sun Belt	1,119
2007	Casey Fitzgerald	Sun Belt	1,322
1994	David Brown	Southland	977
1972	David Yaege	MO Valley	738
1970	Ret Little	MO Valley	733
1969	Barry Moore	MO Valley	1,130

Receptions

2008	Casey Fitzgerald	Sun Belt	113
2007	Casey Fitzgerald	Sun Belt	111
1994	David Brown	Southland	63

Kickoff Returns

1998	Broderick McGrew	Big West	32.6
1970	Ken Fontno	MO Valley	21.8

Punt Returns

2013	Brelan Chancellor	Conf. USA	
1957	Abner Haynes	MO Valley	39.3

Interceptions

2001	Jonas Buckles	Sun Belt	5
2000	Don McGee	Big West	4
2000	Brad Kassell	Big West	4
1970	Leonard Dunlap	MO Valley	7
1967	Mike Shook	MO Valley	7
1957	Ray Toole	MO Valley	7

Punting

2011	Will Atterberry	Sun Belt	43.5
2008	Truman Spencer	Sun Belt	42.4
2002	Brad Kadlubar	Sun Belt	42.6
1997	John Baker	Big West	47.2
1996	Toby Gowin	Big West	44.3
1971	David Yaege	MO Valley	41.2
1967	James Russell	MO Valley	40.8
1964	Carl Lockhart	MO Valley	39.6

Field Goals

2010	Zach Olen	Sun Belt	1.44
------	-----------	----------	------

Tackles

2010	Craig Robertson	Sun Belt	133
------	-----------------	----------	-----

Quarterback Sacks

2013	Aaron Bellazin	C-USA	9.0
2003	Brandon Kennedy	Sun Belt	6
2002	Brandon Kennedy	Sun Belt	10

Tackles For Loss

2007	Jeremiah Chapman	Sun Belt	17
2003	Brandon Kennedy	Sun Belt	20
2002	Brandon Kennedy	Sun Belt	25

RECORDS

↳ annual team statistics



Year	Total Offense	Rushing Offense	Rushing TDs	Passing Offense	Passing TDs	Total Defense	Rushing Defense	Passing Defense	Offensive PF	Offensive AVG	Defensive PA	Defensive AVG
2015	3,841	1,904	7	1,937	12	6,031	2,879	3,152	182	15.2	495	41.2
2014	3,911	1,838	21	2,073	13	4,433	1,941	2,492	326	27.2	358	29.8
2013	5,336	2,349	31	2,987	16	4,533	1,567	2,966	414	31.8	231	17.8
2012	4,751	2,102	17	2,649	14	5,012	1,984	3,028	251	20.9	334	27.8
2011	4,101	1,829	19	2,272	14	5,151	1,962	3,190	298	24.8	369	30.7
2010	4,503	2,426	17	2,077	16	4,734	2,219	2,515	287	23.9	356	29.7
2009	4,904	2,223	27	2,681	15	4,948	2,347	2,601	319	26.6	427	35.6
2008	4,356	1,528	14	2,828	15	5,791	2,485	3,306	240	20.0	571	47.6
2007	4,901	1,425	16	3,476	21	5,837	2,756	3,081	298	24.8	541	45.1
2006	2,786	1,404	5	1,382	9	4,061	1,792	2,269	154	12.8	304	25.3
2005	2,991	1,569	8	1,422	9	4,803	2,430	2,373	157	14.3	346	31.5
2004	4,128	2,237	21	1,891	14	4,970	2,074	2,896	309	25.8	358	29.8
2003	4,257	2,308	28	1,949	15	4,124	1,361	2,763	358	27.5	285	21.9
2002	3,699	2,372	23	1,327	8	3,733	1,542	2,231	249	19.2	192	14.8
2001	3,324	1,764	13	1,560	18	3,898	1,403	2,495	275	22.9	293	24.4
2000	2,657	1,477	10	1,180	7	4,177	2,011	2,166	162	14.7	300	27.3
1999	2,698	1,493	5	1,205	6	4,401	2,382	2,019	118	10.7	291	26.5
1998	2,844	1,558	10	1,286	7	4,588	2,369	2,217	173	15.7	297	27.0
1997	3,395	1,463	11	1,432	14	4,658	2,157	2,501	232	21.1	331	30.1
1996	2,393	1,108	8	1,285	6	4,294	1,753	2,541	161	14.6	293	26.6
1995	3,182	835	7	2,347	17	5,255	2,685	2,570	200	18.2	424	38.5
1994	4,643	1,425	15	3,218	27	3,977	1,965	2,012	343	28.6	261	21.8
1993	4,031	1,413	17	2,626	24	4,417	2,681	1,836	328	29.8	365	33.2
1992	3,629	1,449	18	2,180	11	3,545	1,683	1,892	246	22.4	261	23.7
1991	2,975	1,177	5	1,615	10	3,403	1,785	1,551	135	12.3	327	29.7
1990	3,647	2,091	20	1,550	7	3,663	1,602	2,001	223	20.3	211	19.2
1989	3,452	1,433	11	2,019	13	3,875	1,241	2,634	217	19.7	253	23.0
1988	4,526	1,810	20	2,716	14	3,782	1,887	1,895	330	27.5	174	14.5
1987	3,028	1,858	15	1,170	10	3,524	1,862	1,680	233	20.2	247	20.6
1986	3,094	2,344	21	750	5	3,321	1,675	1,546	222	22.2	204	20.4
1985	2,818	1,820	10	998	6	3,575	1,624	1,951	150	13.6	203	18.5
1984	2,337	1,423	5	914	2	3,475	1,897	1,578	86	7.8	211	19.2
1983	3,495	1,731	16	1,764	17	2,970	1,423	1,547	276	23.0	137	11.4
1982	3,428	800	2	2,628	19	4,569	2,291	2,278	179	16.3	283	25.7
1981	2,561	727	9	1,834	4	3,541	1,954	1,587	111	10.1	235	21.4
1980	4,221	2,366	21	1,855	11	3,631	1,495	2,136	268	24.4	252	22.9
1979	3,853	1,927	18	1,656	6	4,188	2,553	1,635	182	16.5	235	21.4
1978	3,948	2,089	20	1,859	12	3,300	1,564	1,736	277	25.2	150	13.6
1977	3,921	2,012	24	1,909	15	3,166	1,632	1,534	305*	30.5*	162*	16.2*
1976	3,075	1,585	17	1,490	11	3,174	1,896	1,278	232	21.1	145	13.2
1975	2,671	1,523	15	1,148	9	3,226	1,868	1,358	200	18.2	210	19.1
1974	2,935	1,692	8	1,243	7	3,420	1,911	1,509	134	12.2	239	21.7
1973	2,800	815	7	1,985	11	3,615	1,710	1,905	153	13.9	243	22.1
1972	2,927	1,199	12	1,728	7	4,342	2,339	2,003	148	13.5	354	32.2
1971	2,513	1,125	NA	1,388	9	3,523	2,188	1,335	155	14.1	321	29.2
1970	3,008	833	11	2,175	9	3,167	1,852	1,315	173	15.7	227	20.6
1969	4,210	1,266	13	2,944	25	3,099	1,224	1,875	316	31.6	174	17.4
1968	3,923	1,377	10	2,546	25	2,944	1,282	1,662	297	29.7	184	18.4
1967	2,996	984	NA	2,012	25	1,821	712	1,109	278	27.8	138	13.8
1966	3,094	499	NA	2,595	25	2,706	513	2,193	298	29.8	141	14.1
1965	3,062	890	NA	2,172	14	4,029	1,837	2,192	181	18.1	312	31.2
1964	2,099	1,123	NA	976	6	2,597	1,244	1,353	78	7.8	172	17.2
1963	2,157	1,735	9	422	6	2,855	1,718	1,137	108	12.0	195	21.7
1962	2,344	1,910	NA	434	4	2,999	1,443	1,556	174	17.4	182	18.2
1961	2,444	2,109	22	335	0	2,897	1,717	1,180	162	16.2	206	20.6
1960	2,198	1,392	12	806	3	2,412	1,670	742	107	11.9	208	23.1
1959	3,713	2,908	NA	805	7	1,965	1,384	581	303	27.5	103	9.4
1958	3,059	2,118	NA	941	NA	2,019	1,301	718	197	19.7	93	9.3
1957	2,969	2,308	NA	661	8	2,587	1,687	900	191	19.1	150	15.0
1956	2,633	1,781	NA	852	NA	2,513	1,576	937	188	18.8	131	13.1
1955	2,554	1,779	NA	865	9	2,714	1,961	753	197	19.7	159	15.9
1954	2,873	1,848	13	1,025	10	3,037	2,111	926	151	15.1	176	17.6
1953	3,270	2,512	NA	1,103	4	2,513	1,816	697	167	16.7	167	16.7
1952	3,434	2,593	NA	841	7	2,536	1,540	996	276	27.6	137	13.7
1951	4,845	3,207	NA	1,638	17	2,617	1,795	822	434	36.2	132	11.0

Bold - North Texas record

*doesn't include forfeit to Mississippi State



RECORDS

↳ vs. ranked opponents

↳ North Texas record as a ranked team (Ranking from Coaches poll)

Date	Team	NT Ranking	Result	Location
Nov. 19, 1977	Louisiana Tech	No. 14	W, 41-14	Ruston, Louisiana

Totals: 1-0, Home: 0-0, Away: 1-0

↳ North Texas vs. Ranked Opponents (All rankings are from the Associated Press poll)

Date	Team	Ranking	Result	Location
Aug. 30, 2014	at Texas	No. 24	L, 38-7	Austin, Texas
Sept. 21, 2013	at Georgia	No. 9	L, 45-21	Athens, Georgia
Sept. 15, 2012	at Kansas State	No. 14	L, 35-21	Manhattan, Kansas
Sept. 1, 2012	at LSU	No. 1	L, 41-14	Baton Rouge, Louisiana
Sept. 17, 2011	at Alabama	No. 2	L, 41-0	Tuscaloosa, Alabama
Sept. 19, 2009	at Alabama	No. 4	L, 53-7	Tuscaloosa, Alabama
Sept. 13, 2008	at LSU	No. 7	L, 41-3	Baton Rouge, Louisiana
Sept. 1, 2007	at Oklahoma	No. 8	L, 79-10	Norman, Oklahoma
Sept. 2, 2006	at Texas	No. 3	L, 56-7	Austin, Texas
Oct. 29, 2005	at LSU	No. 7	L, 56-3	Baton Rouge, Louisiana
Sept. 4, 2004	at Texas	No. 7	L, 65-0	Austin, Texas
Aug. 30, 2003	at Oklahoma	No. 1	L, 37-3	Norman, Oklahoma
Aug. 31, 2002	at Texas	No. 4	L, 27-0	Austin, Texas
Sept. 8, 2001	at Oklahoma	No. 3	L, 37-10	Norman, Oklahoma
Sept. 23, 2000	at Kansas St.	No. 4	L, 55-10	Manhattan, Kansas
Sept. 26, 1998	at Texas A&M	No. 17	L, 28-9	College Station, Texas
Sept. 27, 1997	vs. Texas A&M	No. 22	L, 36-10	Irving, Texas (Texas Stadium)#
Sept. 14, 1996	at Arizona St.	No. 18	L, 52-7	Tempe, Arizona
Sept. 23, 1995	at Oklahoma	No. 10	L, 51-10	Norman, Oklahoma
Sept. 4, 1993	at Nebraska	No. 8	L, 76-14	Lincoln, Nebraska
Sept. 14, 1991	at Oklahoma	No. 9	L, 40-2	Norman, Oklahoma
Sept. 22, 1990	at Texas A&M	No. 12	L, 40-8	College Station, Texas
Sept. 5, 1987	at Oklahoma	No. 1	L, 69-14	Norman, Oklahoma
Sept. 20, 1986	at Texas A&M	No. 16	L, 48-28	College Station, Texas
Sept. 14, 1985	at Oklahoma St.	No. 8	L, 10-9	Stillwater, Oklahoma
Sept. 22, 1984	at SMU	No. 7	L, 24-6	Irving, Texas (Texas Stadium)\$
Sept. 24, 1983	at Texas	No. 2	L, 26-6	Austin, Texas
Oct. 2, 1982	at SMU	No. 7	L, 38-10	Irving, Texas (Texas Stadium)\$
Nov. 20, 1982	vs. Tulsa	No. 20	L, 38-20	Denton, Texas
Sept. 19, 1981	at Texas	No. 9	L, 23-10	Austin, Texas
Nov. 8, 1980	at BYU	No. 13	L, 41-23	Provo, Utah
Sept. 22, 1979	at SMU	No. 18	L, 20-9	Irving, Texas (Texas Stadium)\$
Oct. 14, 1978	at Texas	No. 12	L, 26-16	Austin, Texas
Sept. 3, 1977	at Mississippi St.	No. 16	L, 17-15	Starkville, Mississippi**
Oct. 29, 1977	at Florida St.	No. 20	L, 35-14	Tallahassee, Florida
Sept. 18, 1976	at Texas	No. 19	L, 17-14	Austin, Texas
Sept. 27, 1975	at Oklahoma St.	No. 17	L, 61-7	Stillwater, Oklahoma
Nov. 2, 1974	vs. San Diego St.	No. 20	W, 14-9	Denton, Texas
Oct. 28, 1972	at Arkansas	No. 18	L, 42-16	Fayetteville, Arkansas
Oct. 26, 1968	at Arkansas	No. 16	L, 17-15	Fayetteville, Arkansas
Oct. 23, 1965	at Arkansas	No. 1	L, 55-20	Little Rock, Arkansas
Sept. 22, 1956	at Ole Miss	No. 13	L, 45-0	Oxford, Mississippi
Sept. 17, 1954	at Ole Miss	No. 10	L, 35-12	Oxford, Mississippi
Oct. 3, 1953	at Mississippi St.	No. 11	L, 21-6	Starkville, Mississippi
Nov. 7, 1953	at Ole Miss	No. 12	L, 35-12	Oxford, Mississippi
Sept. 16, 1950	at Kentucky	No. 13	L, 25-0	Lexington, Kentucky
Oct. 9, 1948	at Nevada	No. 19	L, 48-7	Reno, Nevada

#-North Texas home game

\$-SMU home game

-game later forfeited to North Texas

Totals: 1-46 Home: 1-2, Away: 0-44

↳ Streaks

Longest Winning Streak In School History

1. 1932-33 9 games
2. 2003, Sept. 27 thru Dec. 16 8 games
- 1959, Sept. 17 thru Nov. 14 8 games
- 1947-48, Oct. 4 thru Jan. 1 8 games
5. four different times, most recent 2004 7 games

Longest Losing Streak In School History

1. 2008, Aug. 30 thru Oct. 25 8 games
- 1984, Sept 15 thru Nov. 10 8 games
3. 1972, Sept. 16 thru Nov. 4 7 games
- 2005-06, Oct. 22 thru Sept. 9 7 games
5. Twice, most recent 2009 6 games



↳ **The J. W. Pender Era**
3-4 Career

1913 (0-1)

L.....TCU 0-13

1914 (3-3)

L.....TCU 0-40
L.....at SE Oklahoma 0-39
W.....at Burleson College 25-0
W.....DALLAS UNIVERSITY 13-2
L.....TERRELL ACADEMY 0-6
W.....at Sam Houston 18-0

↳ **The J.W. St. Clair Era**
20-10-2

1915 (4-1)

W.....at Sam Houston 6-0
W.....DECATUR BAPTIST 75-0
W.....at Texas State 14-0
W.....at Decatur Baptist 53-0
L.....at Dallas University 0-6

1916 (4-3-1)

W.....SE OKLAHOMA 6-0
W.....at Decatur Baptist 12-0
L.....at Dallas University 0-42
L.....at Trinity 7-12
T.....at Texas State 0-0
W.....THORP SPRINGS 48-0
L.....MERIDIAN 12-13
W.....EAST TEXAS STATE 40-7

1917 (6-1)

10/1.....L.....at Burleson College 0-14
10/8.....W.....at Hardin Simmons 14-8
10/15.....W.....SE OKLAHOMA 27-0
10/29.....W.....at Austin College 19-13
11/5.....W.....at Decatur Baptist 48-0
11/19.....W.....DALLAS UNIVERSITY 13-0
11/23.....W.....MERIDIAN 25-7

1918 (1-2-1)

L.....AUSTIN COLLEGE 7-9
L.....at TCU 0-39
T.....at SE Oklahoma 7-7
W.....DECATUR BAPTIST 25-3

1919 (5-3)

10/4.....W.....at TCU 14-6
10/11.....W.....DALLAS UNIVERSITY 87-6
10/18.....W.....at Tarleton State 44-0
10/25.....W.....SE OKLAHOMA 53-6
11/1.....L.....at Hardin-Simmons 0-23
11/8.....L.....at Burleson College 0-16
11/15.....L.....at Austin College* 0-1
11/22.....W.....at Edmond Normal 35-6
*Forfeit

↳ **The Theron J. Fouts Era**
23-14-2 Career

1920 (7-1)

W.....at Burleson College 48-12
W.....at Hardin-Simmons 7-6
W.....OKLAHOMA BAPTIST 29-0
W.....MERIDIAN 41-0
W.....SE OKLAHOMA 47-0
L.....at Tarleton State 7-20
W.....BAYLOR FRESHMAN 28-0
W.....TEXAS STATE 20-6

1921 (3-3)

W.....UTA 41-6
L.....HARDIN-SIMMONS 0-6
L.....TARLETON STATE 0-13
W.....at Wesley College 33-6
W.....BURLESON COLL 61-12
L.....at Texas State 0-14

1922 (5-2-1)

L.....Baylor 0-55
L.....at SMU 0-66
W.....at Burleson College 13-9
T.....UTA 7-7
W.....East Texas State 30-0
W.....TRINITY 13-6
W.....UTA 6-0
W.....TEXAS STATE 16-13

1923 (3-5)

L.....at SMU 0-41
L.....at Baylor 7-33
L.....UTA 12-30
L.....at Trinity 0-6
W.....SAM HOUSTON 18-6
W.....WEST TEXAS STATE 14-6
L.....at Austin College 0-28
W.....at Texas State 12-7

1924 (5-3-1)

L.....at SMU 3-7
L.....at Baylor 0-30
W.....at Decatur Baptist 15-3
W.....at Daniel Baker 10-0
L.....TEXAS STATE 6-10
W.....at Sam Houston 7-0
W.....at Hardin-Simmons 12-7
W.....at West Texas State 14-7
T.....TRINITY 0-0

↳ **The John B. Reid Era**
16-18-3 Career

1925 (6-4)

9/26.....L.....at SMU 0-48
10/3.....L.....at Baylor 6-20
10/10.....W.....at Decatur Baptist 27-0
10/17.....W.....at Stephen F. Austin 10-0
10/23.....W.....E. TEXAS STATE 33-13
10/30.....W.....at West Texas State 6-0
11/6.....L.....at Hardin-Simmons 0-10
11/11.....W.....DANIEL BAKER 13-8
11/19.....W.....at Texas State 10-6
11/26.....L.....TRINITY 6-16

1926 (5-3-1)

9/24.....L.....at SMU 0-42
.....W.....DECATUR BAPTIST 16-0
.....W.....at Stephen F. Austin 9-6
10/23.....L.....ABILENE CHRISTIAN 10-13
10/30.....W.....WEST TEXAS STATE 16-3
.....T.....HARDIN SIMMONS 7-7
.....W.....at East Texas State 21-7
11/18.....W.....TEXAS STATE 13-12
.....L.....at Trinity 7-14

1927 (1-6-2)

L.....at SMU 0-68
L.....at Hardin-Simmons 0-14
W.....DECATUR BAPTIST 12-0
T.....STEPHEN F. AUSTIN 12-12
L.....ABILENE CHRISTIAN 0-33
L.....at Texas State 0-38
L.....at McMurry 0-15
T.....EAST TEXAS STATE 7-7
L.....at Trinity 0-37

1928 (4-5)

L.....at SMU 6-33
L.....at Baylor 0-40
W.....DECATUR BAPTIST 33-0
W.....at Stephen F. Austin 14-7
W.....TEXAS STATE 17-0
L.....at Texas A&M 0-44
L.....at East Texas State 12-13
L.....MCMURRY 0-2
W.....at Austin College 6-0

↳ **The Jack Sisco Era**
74-37-10 Career

1929 (4-3-2)

L.....at SMU 3-13
L.....at TCU 0-25
W.....at Decatur Baptist 97-0
W.....STEPHEN F. AUSTIN 31-0
W.....at Trinity 7-0
L.....at Baylor 0-32
W.....EAST TEXAS STATE 34-0
T.....at Texas State 0-0
T.....at Sam Houston 6-6

1930 (5-4-1)

9/20.....L.....TCU 0-47
9/27.....L.....at Baylor 0-33
10/3.....L.....at Austin College 0-6
10/10.....T.....at Southwestern 13-13
10/17.....W.....TRINITY 9-6
10/24.....W.....at Abilene Christian 20-12
11/1.....W.....at Stephen F. Austin 13-6
11/11.....W.....at East Texas State 19-0
11/18.....L.....at Sam Houston 0-13
11/28.....W.....TEXAS STATE 13-0

TIAA Conference Champions

1931 (8-3)

9/19.....L.....at TCU 6-33
9/26.....L.....at SMU 0-13
10/2.....W.....AUSTIN COLLEGE 21-6
10/9.....W.....at Southwestern 25-0
10/17.....L.....TRINITY 0-7
10/23.....W.....at Abilene Christian 6-0
10/31.....W.....STEPHEN F. AUSTIN 33-0
11/11.....W.....at East Texas State 13-0
11/16.....W.....SAM HOUSTON 19-0
11/25.....W.....at Texas State 20-0
12/8.....W.....DANIEL BAKER 32-13

Lone Star Conference Champions

1932 (8-1-1)

L.....at TCU 2-14
L.....at SMU 0-0
W.....AUSTIN COLLEGE 54-0
W.....at Southwestern 20-0
W.....ABILENE CHRISTIAN 13-0
W.....STEPHEN F. AUSTIN 31-0
W.....at Sam Houston St. 7-6
W.....at East Texas State 27-6
W.....at Trinity 20-0
W.....TEXAS STATE 6-0

1933 (3-4-2)

W.....at SMU 7-0
L.....TCU 0-13
T.....SOUTHWESTERN 0-0
L.....at Abilene Christian 0-6
W.....at Stephen F. Austin 22-6
L.....at Sam Houston 7-19
L.....EAST TEXAS STATE 0-6
W.....TRINITY 13-0
T.....at Texas State 0-0

1934 (5-4)

9/22.....L.....at SMU 0-33
9/29.....L.....at TCU 0-27
10/5.....W.....at Southwestern 6-0
10/15.....W.....ABILENE CHRISTIAN 6-0
10/26.....W.....STEPHEN F. AUSTIN 14-0
11/1.....L.....at Sam Houston 0-7
11/9.....L.....at East Texas State 0-3
11/16.....W.....TRINITY 21-9
11/23.....W.....at Texas State 3-0

Lone Star Conference
Co-Champions

1935 (5-3-1)

9/21.....L.....at SMU 0-29
9/28.....L.....at TCU 11-28
10/4.....W.....SOUTHWESTERN 34-0
10/11.....T.....at Abilene Christian 13-13
10/25.....L.....at Stephen F. Austin 7-9
11/1.....W.....SAM HOUSTON 20-0
11/8.....W.....EAST TEXAS STATE 30-6
11/15.....W.....at Trinity 13-8
11/22.....W.....at Texas State 6-0

Lone Star Conference Champions

1936 (6-2-1)

9/26.....L.....at SMU 0-6
10/3.....L.....at Southwestern 7-12
10/9.....W.....ABILENE CHRISTIAN 18-0
10/16.....W.....STEPHEN F. AUSTIN 27-7
10/22.....T.....at Austin College 0-0
10/30.....W.....at Sam Houston 27-7
11/6.....W.....at East Texas State 6-0
11/13.....W.....TRINITY 26-6
11/20.....W.....TEXAS STATE 14-0

1937 (4-4-2)

9/18.....L.....AUSTIN COLLEGE 0-6
9/25.....L.....at SMU 3-14
10/1.....L.....SOUTHWESTERN 6-7
10/8.....W.....ABILENE CHRISTIAN 22-14
10/16.....T.....at McMurry 0-0
10/23.....T.....at Stephen F. Austin 6-6
10/29.....W.....SAM HOUSTON 13-6
11/5.....W.....at Texas State 10-3
11/12.....W.....at Trinity 14-7
11/20.....L.....EAST TEXAS STATE 0-20

1938 (7-4)

9/18.....W.....at Howard Payne 13-0
9/24.....L.....at SMU 7-34
10/1.....W.....at Southwestern 27-6
10/8.....L.....at Abilene Christian 0-6
10/14.....W.....MCMURRY 46-7
10/21.....W.....STEPHEN F. AUSTIN 27-6
10/28.....L.....at Sam Houston 0-18
11/4.....W.....at Texas State 7-6
11/12.....W.....at Austin College 32-2
11/19.....L.....at East Texas State 3-7
12/2.....W.....PITTSBURG STATE 28-0

Lone Star Conference Champions

1939 (6-1)

9/23.....W.....at Abilene Christian 9-0
10/7.....L.....at SMU 0-16
10/20.....W.....at Stephen F. Austin 14-0
10/29.....W.....SAM HOUSTON 24-13
11/3.....W.....at Texas State 26-0
11/11.....W.....AUSTIN COLLEGE 27-0
11/18.....W.....EAST TEXAS STATE 16-13



RECORDS

↳ all-time results

Lone Star Conference Champions

1940 (6-3)

9/21.....L..... at Abilene Christian.....	13-19
9/28.....L..... at Baylor.....	20-27
10/5.....L..... at SMU.....	7-20
10/11...W... at ARK-MONTICELLO.....	79-0
10/18...W... STEPHEN F. AUSTIN.....	27-0
10/25...W... at Sam Houston.....	7-6
11/1.....W... TEXAS STATE.....	22-0
11/8.....W... AUSTIN COLLEGE.....	14-0
11/16....W... at East Texas State.....	10-7

Lone Star Conference Champions

1941 (7-1)

9/27.....L..... at SMU.....	0-54
10/4.....W... at Hardin-Simmons.....	7-3
10/10...W... ARKANSAS A&M.....	60-0
10/17....W... at Stephen F. Austin.....	28-0
10/24...W... SAM HOUSTON.....	19-0
10/31....W... at Texas State.....	10-6
11/7.....W... AUSTIN COLLEGE.....	26-6
11/15....W... EAST TEXAS STATE.....	15-8

↳ The Lloyd Russell Era 3-5 Career

1942 (3-5)

9/18.....L..... at Howard Payne.....	0-14
9/26.....L..... at SMU.....	7-26
10/3.....L..... at Hardin-Simmons.....	0-34
10/10...W... FORT HOOD.....	47-0
10/24....L..... at Sam Houston.....	20-21
10/30...W... TEXAS STATE.....	10-6
11/6.....W... AUSTIN COLLEGE.....	32-12
11/13....L..... at East Texas State.....	7-16

1943-45

(North Texas did not have a football team because of World War II)

↳ The Odus Mitchell Era 122-85-9

Lone Star Conference Champions

1946 (7-3-1)

9/21.....L..... at Texas A&M.....	0-47
9/28.....W... AUSTIN COLLEGE.....	14-0
10/5.....L..... at Abilene Christian.....	0-6
10/12....W... at Fort Sam Houston.....	23-7
10/19...L..... SAM HOUSTON.....	0-12
10/26....W... at Stephen F. Austin.....	9-0
11/2.....W... at Southwest Texas.....	6-0
11/9.....T... at McMurry.....	7-7
11/16....W... at Houston.....	7-3
11/23...W... EAST TEXAS STATE.....	47-7
12/21...W... Pacific^.....	14-13

^ Optimist Bowl (Houston, Texas)

Lone Star Conference Champions

1947 (10-2)

9/13.....W... at Midwestern.....	27-6
9/20.....W... BROOKE GEN. HOSP.....	44-0
9/27.....L..... at Arkansas.....	0-12
10/4.....W... at Florida.....	20-12
10/18...W... STEPHEN F. AUSTIN.....	13-7
10/25...W... at Sam Houston.....	27-0
11/1.....W... TEXAS STATE.....	27-7
11/7.....W... at Trinity.....	33-7
11/15...W... HOUSTON.....	33-0
11/22....W... at East Texas State.....	12-6
11/27....W... at Chattanooga.....	14-7
1/1.....L..... at Nevada #.....	6-13

Salad Bowl (Phoenix, Ariz.)

1948 (6-4)

9/17.....L..... at Oklahoma City.....	6-14
9/25.....W... RANDOLPH FIELD.....	86-0
10/2.....W... at West Texas State.....	20-7
10/9.....L..... at #19 Nevada.....	7-48
10/16....W... at Stephen F. Austin*.....	19-6
10/23...W... SAM HOUSTON*.....	37-7
10/30...L..... at Texas State*.....	14-24
11/6.....W... TRINITY.....	27-12
11/13....L..... at Houston.....	6-8
11/20....W... EAST TEXAS ST.* (HC) ..	27-7

1949 (8-4)

9/10.....W... at Howard Payne.....	34-14
9/17.....L..... at Hardin-Simmons.....	7-13
9/24.....L..... at Arkansas.....	19-33
9/30.....W... at Oklahoma City.....	26-7
10/8.....L..... MIDWESTERN*.....	17-20
10/15...W... STEPHEN F. AUSTIN.....	25-6
10/22....W... at Sam Houston St.....	41-14
10/29...W... TEXAS STATE.....	41-7
11/5.....W... at Trinity*.....	32-21
11/12...W... HOUSTON* (HC).....	28-23
11/19....W... at East Texas State.....	59-6
11/24....L..... at Nevada.....	7-28

Gulf Coast Conference Co-Champions

1950 (7-2-1)

9/16.....L..... at #13 Kentucky.....	0-25
9/23.....W... at East Texas State.....	42-20
9/30.....L..... at Arkansas.....	6-50
10/7.....W... at SW Oklahoma.....	76-6
10/13....T... at Midwestern.....	7-7
10/21...W... at Chattanooga.....	19-14
11/4.....W... TRINITY.....	35-6
11/11...W... at Houston.....	16-13
11/18...W... NEVADA.....	34-21
11/25....W... at Fresno State.....	31-12

Gulf Coast Conference Champions

1951 (8-4)

9/15.....W... at Lamar.....	54-6
9/22.....W... at UTEP.....	33-0
9/29.....W... at Sul Ross.....	62-6
10/5.....W... EAST TEXAS STATE.....	48-7
10/12....W... at West Texas State.....	42-14
10/19...L..... CARSWELL AFB.....	6-13
10/27...L..... at Pacific.....	0-34
11/3.....W... at Trinity.....	32-0
11/10....W... MIDWESTERN.....	61-0
11/17...W... FRESNO STATE.....	62-0
11/22....L..... at UT-Chattanooga.....	20-32
12/5.....L..... HOUSTON.....	14-20

Gulf Coast Conference Champions

1952 (7-3)

9/20.....W... at UTEP.....	27-14
9/27.....W... NORTH DAKOTA #.....	55-0
10/4.....L..... at Dayton.....	14-20
10/11...L..... at Mississippi State.....	0-14
10/18...L..... HARDIN-SIMMONS.....	13-28
10/25...W... at Memphis.....	38-14
11/1.....W... TRINITY.....	34-7
11/8.....W... TEXAS TECH.....	34-19
11/15...W... CARSWELL AFB.....	28-14
11/27....W... at Midwestern.....	33-7

First game at Fouts Field

1953 (3-6-1)

9/26.....L..... ARIZONA STATE.....	0-14
10/3.....L..... at #11 Mississippi State.....	6-21
10/9.....W... SAN DIEGO NAVY.....	27-12
10/17...W... MIDWESTERN.....	39-7
10/24....L..... at UTEP.....	21-26
10/31...T... at San Jose State.....	13-13
11/7.....L..... at #12 Mississippi.....	7-40
11/14...W... WEST TEXAS STATE.....	38-6
11/21...L..... at Hardin-Simmons.....	10-14
11/28....L..... at Trinity.....	6-14

1954 (4-6)

9/17.....L..... at #10 Mississippi.....	12-35
10/2.....W... SOUTHERN MISS.....	15-7
10/9.....W... HARDIN-SIMMONS.....	20-7
10/15...L..... at UT-Chattanooga.....	19-20
10/23...L..... UTEP.....	0-6
10/30...L..... SAN JOSE STATE.....	20-27
11/6.....L..... at Mississippi State.....	26-48
11/13...W... at Arizona State.....	20-13
11/20...L..... TRINITY.....	0-13
11/24....W... at Midwestern.....	19-0

Gulf Coast Conference Co-Champions

1955 (5-4-1)

9/24.....T... at UTEP.....	7-7
10/1.....L..... at Mississippi.....	0-33
10/8.....L..... at S. Mississippi.....	0-26
10/15...W... Hardin-Simmons \$.....	30-19
10/22...W... MIDWESTERN.....	40-13
10/29...L..... at Mississippi State.....	7-20
11/5.....L..... CHATTANOOGA.....	6-14
11/12...W... MCMURRY.....	38-21
11/19...W... EMPORIA STATE.....	62-0
12/3.....W... TRINITY.....	7-6

\$ game played in Odessa, TX

Gulf Coast Conference Co-Champions

1956 (7-2-1)

9/22.....L..... at #13 Mississippi.....	0-45
9/29.....L..... at Arizona State.....	7-27
10/6.....W... SAN DIEGO NAVY.....	65-6
10/13...W... at Midwestern.....	14-7
10/20...W... UTEP.....	13-6
10/26....W... at Youngstown.....	19-12
11/3.....T... TRINITY.....	7-7
11/10...W... MCMURRY.....	23-7
11/17...W... ABILENE CHRISTIAN.....	20-7
11/24....W... at Chattanooga.....	20-7

1957 (5-5)

9/21.....L..... at UTEP.....	13-14
9/28.....L..... OKLAHOMA STATE* ..	19-25
10/5.....L..... DRAKE*.....	6-19
10/12....L..... at Abilene Christian.....	20-28
10/19...W... at Tulsa*.....	14-12
10/26....W... at San Jose State.....	12-6
11/2.....L..... at Trinity *.....	13-26
11/9.....W... UT-CHATTANOOGA.....	12-0
11/16...W... YOUNGSTOWN.....	68-13
11/23...W... MCMURRY.....	14-7

Missouri Valley Conference Champions

1958 (7-2-1)

9/20.....W... UTEP.....	26-8
9/27.....L..... at Oklahoma State.....	14-21
10/4.....W... NEW MEXICO STATE.....	43-12
10/11...W... at Drake.....	42-0
10/18...W... at BYU.....	12-6
10/25...W... TULSA*.....	8-7
11/1.....T... CINCINNATI*.....	8-8
11/8.....L..... at Wichita State*.....	13-15
11/15...W... HOUSTON*.....	10-6
11/22....W... at Louisville.....	21-10

Missouri Valley Conference Champions

1959 (9-2)

9/17.....W... at Hardin-Simmons.....	46-24
9/26.....W... at UTEP.....	31-7
10/3.....W... WEST TEXAS STATE.....	28-6
10/10...W... at Cincinnati*.....	21-6
10/17...W... PENSACOLA NAVY.....	43-0
10/24....W... at Houston*.....	7-6
10/31...W... WICHITA STATE*.....	12-0
11/7.....W... LOUISVILLE (NT: #20) ..	39-7
11/14...L..... at Tulsa* (NT: #16).....	6-17
11/21...W... DRAKE.....	62-2
12/31...L..... at New Mexico State^.....	8-28

^ Sun Bowl (El Paso, Texas)

1960 (2-6-1)

9/24.....T... UTEP.....	16-16
10/1.....L..... CINCINNATI*.....	0-21
10/8.....L..... MEMPHIS.....	0-44
10/15...L..... at West Texas State.....	6-14
10/22...W... DRAKE.....	29-7
10/29...L..... HOUSTON.....	16-41
11/5.....W... HARDIN-SIMMONS.....	26-19
11/12....L..... at Tulsa*.....	8-12
11/19...L..... at Wichita State*.....	6-34

1961 (5-4-1)

9/23.....W... at Hardin-Simmons.....	9-7
9/30.....W... BRIGHAM YOUNG.....	41-30
10/7.....T... NEW MEXICO STATE ..	14-14
10/14...L..... WICHITA STATE*.....	14-26
10/21...W... TULSA*.....	23-12
10/28...L..... at Cincinnati*.....	9-21
11/4.....W... DRAKE.....	28-21
11/11...L..... at Memphis.....	0-41
11/18...L..... LOUISVILLE.....	0-20
11/25....W... at UTEP.....	24-14



1962 (6-4)

9/22..... W... UTEP	19-6
9/29..... L..... MEMPHIS	6-14
10/6..... W... HARDIN-SIMMONS	29-8
10/13..... L..... at Tulsa.....	0-34
10/20 ... W... CINCINNATI	14-8
10/27 ... L..... at New Mexico State	12-48
11/3..... W... at Wichita State.....	9-7
11/10 ... W... WEST TEXAS STATE	20-13
11/17 ... L..... at Louisville.....	10-14
11/24 ... W... at Southern Illinois	55-30

1963 (3-6)

9/21..... L..... at UTEP.....	7-34
9/28..... W... LOUISVILLE	26-6
10/5..... L..... at West Texas State	16-38
10/12... L..... at Memphis	0-21
10/19 ... L..... TULSA	21-22
10/26 ... W... WICHITA STATE	7-3
11/2..... L..... at Abilene Christian	6-20
11/9..... L..... at Cincinnati	7-39
11/16 ... W... HARDIN-SIMMONS	18-12

1964 (2-7-1)

9/19..... T UTEP.....	0-0
9/26..... L..... BOWLING GREEN	7-21
10/3..... W... at Louisville*	22-0
10/10 ... L..... WEST TEXAS STATE	13-21
10/17 ... W... NEW MEXICO STATE	7-13
10/24... L..... at San Diego Marines.....	3-16
10/31... W... at Southern Illinois	14-13
11/7..... L..... CINCINNATI*	6-27
11/14... L..... at Tulsa*	0-47
11/21... L..... at Wichita State*	6-14

1965 (3-7)

9/18..... L..... at UTEP	15-61
9/25..... W... PARSONS COLLEGE	26-7
10/2..... L..... LOUISVILLE*	21-29
10/9..... L..... at Tampa	14-17
10/16 ... L..... TULSA*	20-27
10/23... L..... at #1 Arkansas\$	20-55
10/30... W... at Cincinnati*	28-24
11/6..... W... WICHITA STATE*	24-21
11/13 ... L..... MEMPHIS	0-28
11/20... L..... at New Mexico State	13-43
\$ Played in Little Rock, Ark.	

Missouri Valley Conference Champions

1966 (8-2)

9/17..... W... NEW MEXICO STATE	25-21
9/24..... W... UTEP	12-9
10/1..... W... at Louisville*	20-19
10/8..... W... TAMPA	41-6
10/15... L..... at Tulsa*	27-30
10/22 ... W... SOUTHERN ILLINOIS.....	53-6
10/29... L..... at Drake	13-17
11/5..... W... CINCINNATI*	35-13
11/12... W... at Wichita State*	30-13
11/19 ... W... UT-CHATTANOOGA.....	42-7

↳ The Rod Rust Era 29-32-1 Career

Missouri Valley Conference

Champions

1967 (7-1-1)

9/23..... W... DRAKE	31-0
9/30..... W... LOUISVILLE*	30-28
10/7..... T at New Mexico.....	31-31
10/14 ... W... COLORADO STATE	21-10
10/21... W... at Southern Illinois	37-0
10/28... W... at Cincinnati*	34-14
11/11 ... W... WICHITA STATE*	20-14
11/18 ... W... TULSA*	54-12
11/25 ... L..... at Memphis	20-29

1968 (8-2)

9/21..... W... NEW MEXICO STATE	47-20
9/28..... W... at Colorado State.....	17-12
10/5..... L..... MEMPHIS*	12-30
10/12 ... W... N. MICHIGAN	17-3
10/19 ... W... at Tulsa*	20-17
10/26... L..... at #16 Arkansas	15-17
11/2..... W... CINCINNATI*	55-34
11/9..... W... at UTEP	34-31
11/16 ... W... at Louisville*	36-14
11/23... W... at Wichita State*	44-6

1969 (7-3)

9/20..... W... UL LAFAYETTE.....	40-6
9/27..... L..... at Memphis*	13-15
10/4..... L..... at Drake	23-27
10/11 ... W... WEBER STATE	35-13
10/18... W... at New Mexico State	30-12
10/25 ... W... LOUISVILLE*	31-13
11/1..... W... at Cincinnati*	31-30
11/8..... W... WICHITA STATE*	47-0
11/15 ... W... TULSA*	42-16
11/22 ... L..... at San Diego State.....	24-42

1970 (3-8)

9/12..... L..... at BYU	7-10
9/19..... L..... SAN DIEGO STATE	0-23
9/26..... L..... at Louisville.....	2-13
10/3..... W... DRAKE	37-13
10/10 ... L..... at Tampa	7-18
10/17... W... at West Texas State	11-10
10/24 ... L..... MEMPHIS	7-28
10/31 ... L..... NEW MEXICO STATE	31-32
11/7..... L..... CINCINNATI	10-30
11/21... W... at Wichita State.....	41-24
12/5..... L..... at Tulsa.....	20-26

1971 (3-8)

9/10..... L..... BYU %	13-41
9/18..... L..... at Weber State	0-20
9/25..... L ... at New Mexico State*	0-10
10/9..... L..... AKRON.....	6-20
10/16 ... W... LOUISVILLE*	20-17
10/23... W... at Arkansas.....	21-60
10/30 ... W... DRAKE*	21-12
11/6..... L..... at Cincinnati	7-40
11/13 ... L..... at Memphis*	8-47
11/20 ... W... WICHITA STATE* #	31-10
12/4..... L..... at San Diego State.....	28-44
% game played at Cotton Bowl (Dallas, Texas)	
# game played at Texas Stadium (Irving, Texas)	

1972 (1-10)

9/16..... L..... at Long Beach State.....	21-24
9/23..... L..... SAN DIEGO STATE #	0-25
9/30..... L..... at Drake*	8-54
10/7..... L..... at Wichita State*	6-23
10/14 ... L..... at Louisville*	6-56
10/21 ... L..... MEMPHIS* #	6-7
10/28... L..... at #18 Arkansas	16-42
11/4..... W... CINCINNATI #	27-25
11/11 ... L..... NEW MEXICO ST*	22-36
11/18 ... L..... W. TEXAS ST* #	14-17
11/25... L..... at Tulsa*	22-45
# game played at Texas Stadium	

↳ The Hayden Fry Era 40-23-3 Career

Missouri Valley Conference

Champions

1973 (5-5-1)

9/8..... L..... UTA #	7-31
9/15..... L..... at Memphis	3-24
9/22..... W... WEST TEXAS STATE*	32-15
9/29... T LONG BEACH STATE	0-0
10/13... W... at Louisville*	7-6
10/20 ... W... DRAKE*	19-7
10/27... W... at New Mexico State*	27-7
11/3..... L..... at Cincinnati	3-52
11/10 ... W... WICHITA STATE*	31-21
11/17 ... L..... TULSA*	15-24
11/24... L..... at San Diego State.....	9-56
# game played at Texas Stadium (Irving, Texas)	

1974 (2-7-2)

9/14..... L..... SMU #	6-7
9/21..... L..... at Tulsa.....	6-31
9/28..... L..... LAMAR.....	7-27
10/5..... T at Drake*	24-24
10/12 ... L..... LOUISVILLE*	10-24
10/19 ... W... NEW MEXICO STATE*	24-19
10/26 ... L..... MEMPHIS	0-41
11/2..... W... #20 SAN DIEGO STATE..	14-9
11/9..... T at Wichita State*	10-10
11/16... L..... at West Texas State*	14-21
11/23 ... L..... LONG BEACH STATE	19-35
# game played at Texas Stadium (Irving, Texas)	

1975 (7-4)

9/4..... W... UTA #	27-14
9/13..... W... at Drake	7-3
9/20..... L..... at San Diego State.....	12-30
9/27..... L..... at #17 Oklahoma State.....	7-61
10/4..... L..... at Memphis	19-21
10/11 ... W... HOUSTON #	28-0
10/18... L..... at Mississippi State	12-15
10/25... W... at Tennessee	21-14
11/8..... W... CAL POLY POMONA.....	27-17
11/15... W... at New Mexico State	24-20
11/29 ... W... WEST TEXAS STATE	16-15
# game played at Texas Stadium (Irving, Texas)	

1976 (7-4)

9/4..... L..... at Mississippi State +	0-7
9/11..... W... UTA	24-7
9/18..... L..... at #19 Texas.....	14-17
9/25..... L..... SMU#	31-38
10/2..... L..... at Oklahoma State.....	10-16
10/9..... W... at Cal Poly Pomona.....	21-10
10/16... W... at West Texas State.....	10-7
10/23... W... at New Mexico State	25-14
10/30... W... at Louisiana Tech\$	14-8
11/13 ... L..... FLORIDA STATE	20-21
11/20 ... W... DRAKE	63-0
+ game forfeited to North Texas	
# game played at Texas Stadium (Irving, Texas)	
\$ game played in Shreveport, La.	

1977 (10-1)

9/3..... L..... at #16 Mississippi State +	15-17
9/10..... W... at UTEP.....	41-10
9/17..... W... SMU #	24-13
9/24..... W... WEST TEXAS STATE	31-20
10/1..... W... at Richmond	47-14
10/8..... W... at Southern Miss	27-14
10/15 ... W... UTA #	15-6
10/22... W... at Memphis State.....	20-19
10/29... L..... at #20 Florida State	14-35
11/5..... W... NEW MEXICO STATE	45-17
11/19... W... at Louisiana Tech	41-14
# game played at Texas Stadium (Irving, Texas)	
+ game forfeited to North Texas	

1978 (9-2)

9/2..... W... UTEP	49-0
9/9..... L..... MISSISSIPPI STATE #	5-17
9/16..... W... UTA #	28-23
9/23..... W... at New Mexico State	22-21
10/30... W... OKLAHOMA STATE #	12-7
10/7..... W... at West Texas State	35-0
10/14... L..... at #12 Texas.....	16-26
10/28... W... at Louisiana Tech	16-14
11/4..... W... SOUTHERN MISS.....	25-12
11/11 ... W... ULM	28-6
11/18 ... W... MEMPHIS	41-24
# game played at Texas Stadium	

The Jerry Moore Era 11-11 Career

1979 (5-6)

9/1..... W... UTEP.....	35-0
9/8..... L..... at Oklahoma State.....	7-25
9/15... W... UTA #	19-14
9/22... L..... #18 SMU #	9-20
9/29... L..... at Kansas.....	18-37
10/6..... L..... at Southern Miss	10-30
10/13 ... W... NEW MEXICO STATE	21-7
10/20 ... W... WEST TEXAS STATE	18-14
10/27 ... L..... at Memphis	0-22
11/3..... W... at Louisiana Tech	19-17
11/17 ... L..... at East Carolina	16-49
# game played at Texas Stadium (Irving, Texas)	



RECORDS

↳ all-time results

1980 (6-5)

9/6..... W... at UTA	31-14
9/13..... L..... SMU #.....	9-28
9/20..... W... at UTEP	35-15
9/27..... L..... at Houston.....	20-24
10/4..... W... UL LAFAYETTE.....	22-20
10/11..... L..... at Tulsa.....	27-28
10/18..... W... at Memphis.....	29-10
11/1..... W... at New Mexico State.....	38-28
11/8..... L..... at #13 BYU.....	23-41
11/15... W... ULM.....	26-18
11/22..... L..... at Miami.....	8-26

game played at Texas Stadium (Irving, Texas)

↳ The Bob Tyler Era 2-9 Career

1981 (2-9)

9/5..... L..... at Kentucky.....	6-28
9/12..... L..... SMU#.....	7-34
9/19..... L..... at #9 Texas.....	10-23
9/26..... L..... at UL Lafayette.....	11-34
10/3..... L..... OKLAHOMA STATE %.....	0-9
10/10..... W... NEW MEXICO STATE.....	38-16
10/24..... L..... UTA%.....	6-7
10/31... L..... SOUTHERN MISS.....	0-22
11/7..... L..... at Auburn.....	0-20
11/14..... W... at ULM.....	17-14
11/28..... L..... at San Jose State.....	16-28

game played at Texas Stadium (Irving, Texas)
% game played at Cotton Bowl (Dallas, Texas)

↳ The Corky Nelson Era 48-52-1 Career

1982 (2-9)

9/4..... L..... at Baylor.....	17-21
9/11..... L..... at Oklahoma State.....	6-27
9/18..... L..... ULM.....	15-38
9/25..... L..... UL LAFAYETTE.....	14-31
10/2..... L..... at #7 SMU.....	10-38
10/9..... W... at UTA.....	17-3
10/23..... L..... at West Texas State.....	22-24
10/30..... L..... NEW MEXICO.....	17-20
11/6..... L..... at New Mexico State.....	19-30
11/13..... W... at Richmond.....	22-13
11/20... L..... #20 TULSA.....	20-38

Southland Conference Champions

1983 (8-4)

9/3..... W... WEST TEXAS STATE.....	32-3
9/10..... L..... at Oklahoma State.....	13-20
9/17..... W... NEW MEXICO STATE.....	49-3
9/24..... L..... at #2 Texas.....	6-26
10/1..... W... at New Mexico.....	18-8
10/8..... W... at Arkansas State*.....	17-0
10/15..... W... at McNeese State*.....	17-10
10/22... L..... LOUISIANA TECH*.....	18-25
10/29... W... LAMAR*.....	10-0
11/5..... W... at ULM*.....	27-7
11/12..... W... UTA*.....	52-15
11/19..... L..... at Nevada #.....	17-20

NCAA Div. I-AA Playoffs

1984 (2-9)

9/1..... W... ANGELO STATE.....	7-3
9/15..... L..... at Lamar.....	6-10
9/22..... L..... at #13 SMU#.....	6-24
9/29..... L..... at Louisiana Tech.....	12-17
10/6..... L..... at Arkansas State.....	9-14
10/13... L..... MCNEESE STATE.....	7-26
10/20..... L..... at TCU.....	3-34
10/27... L..... TEXAS STATE.....	19-27
11/3..... L..... at Kentucky.....	7-31
11/10... W... ULM.....	10-3
11/17..... L..... at UTA.....	0-22

game played at Texas Stadium (Irving, Texas)

1985 (4-6-1)

9/7..... W... NORTHWESTERN STATE.....	34-14
9/14..... L..... at #8 Oklahoma State.....	9-10
9/21..... L..... at Texas Tech.....	7-28
9/28..... W... at Kansas State.....	22-10
10/5..... L..... LOUISIANA TECH.....	8-33
10/12..... L..... at Arkansas State.....	0-56
10/19..... L..... at TCU.....	10-14
10/26..... T... at McNeese State.....	0-0
11/9..... W... LAMAR.....	20-0
11/16..... L..... at ULM.....	17-18
11/23... W... UTA.....	23-20

1986 (6-4)

9/6..... W... at Texas State.....	7-0
9/20..... L..... at #16 Texas A&M.....	28-48
9/27..... W... MCNEESE STATE.....	21-13
10/4..... L..... at Louisiana Tech.....	10-17
10/11... W... NORTHWESTERN STATE.....	24-3
10/18..... W... at TCU.....	24-20
10/25..... W... at Lamar.....	33-13
11/1..... L..... at UNLV.....	26-27
11/8..... L..... ARKANSAS STATE.....	21-43
11/15... W... ULM.....	28-20

1987 (7-5)

9/5..... L..... at #1 Oklahoma.....	14-69
9/12..... W... TEXAS STATE.....	20-3
9/19..... W... at Northwestern State.....	15-13
9/26..... W... at McNeese State.....	38-16
10/3..... W... ABILENE CHRISTIAN.....	26-3
10/10... W... at Sam Houston St.....	41-24
10/17... L..... at TCU.....	10-19
10/31... W... at Stephen F. Austin.....	16-14
11/7..... L..... at Arkansas State.....	20-27
11/14... L..... at ULM.....	23-24
11/21... W... LOUISIANA TECH.....	10-5
11/28... L..... at ULM #.....	9-30

NCAA Div. I-AA Playoffs (Monroe, La.)

1988 (8-4)

9/3..... W... at Texas Tech.....	29-24
9/17..... W... ARKANSAS STATE.....	49-21
9/24..... L..... at Texas.....	24-27
10/1..... W... E. WASHINGTON.....	51-0
10/8..... W... ULM.....	26-23
10/15... W... MCNEESE STATE.....	37-0
10/22... W... at Sam Houston St.....	24-3
10/29... L..... at Stephen F. Austin.....	10-17
11/5..... L..... NORTHWESTERN STATE.....	17-25
11/12... W... at Texas State.....	30-10
11/19... W... at Rice.....	33-17
11/25... L..... at Marshall #.....	0-7

NCAA Div. I-AA Playoffs (Huntington, W.Va.)

1989 (5-6)

9/9..... W... ABILENE CHRISTIAN... 35-19	
9/16..... W... MURRAY STATE.....	28-14
9/23..... W... at Arkansas State.....	20-17
9/30..... L..... at Kansas State.....	17-20
10/7..... L..... at Northwestern State*.....	7-30
10/14... L..... STEPHEN F. AUSTIN* ..	16-35
10/21... L..... SAM HOUSTON ST.*.....	6-14
10/28... L..... at SMU.....	9-35
11/4..... W... at McNeese State*.....	31-19
11/11... L..... TEXAS STATE*.....	20-25
11/18... W... at ULM*.....	28-25

1990 (6-5)

9/8..... W... ALCORN STATE.....	20-7
9/15..... W... ABILENE CHRISTIAN... 38-6	
9/22..... L..... at #12 Texas A&M.....	8-40
9/29..... L..... NORTHWESTERN STATE* 18-28	
10/6..... W... SMU.....	14-7
10/13... W... at Stephen F. Austin*.....	31-24
10/20... L..... MCNEESE STATE*.....	14-16
10/27... L..... at Sam Houston St*.....	14-26
11/2..... W... ARKANSAS STATE.....	35-26
11/10... W... at Texas State*.....	16-15
11/24... L..... ULM*.....	15-16

↳ The Dennis Parker Era 11-21-1 Career

1991 (3-7-1)

9/7..... W... ABILENE CHRISTIAN... 24-0	
9/14..... L..... at #9 Oklahoma.....	2-40
9/21..... L..... at Nevada.....	0-72
9/28..... T... MISSOURI STATE.....	21-21
10/12... L..... at Northwestern State*.....	10-24
10/19... W... STEPHEN F. AUSTIN* ..	18-14
10/26... L..... SAM HOUSTON ST.*.....	6-14
11/2..... L..... at McNeese State*.....	3-41
11/9..... W... at Nicholls State*.....	24-19
11/16... L..... TEXAS STATE*.....	6-38
11/23... L..... at ULM*.....	21-44

1992 (4-7)

9/5..... W... ABILENE CHRISTIAN... 41-0	
9/12..... L..... at SMU.....	14-28
9/19..... L..... at Missouri State.....	10-35
9/26..... L..... at Texas.....	15-33
10/10... L..... NORTHWESTERN STATE.....	*34-37
10/17... W... at Stephen F. Austin*.....	21-11
10/24... L..... at Sam Houston St.*.....	14-34
10/31... L..... MCNEESE STATE*.....	25-26
11/7..... W... NICHOLLS STATE*.....	31-3
11/14... W... at Texas State *.....	13-10
11/21... L..... ULM*.....	25-47

1993 (4-7)

9/4..... L..... at #8 Nebraska.....	14-76
9/11..... L..... at Northern Arizona.....	23-24
9/18..... W... MISSOURI STATE.....	34-33
9/25..... W... ABILENE CHRISTIAN... 33-13	
10/9..... W... TEXAS STATE*.....	35-28
10/16... L..... at McNeese State*.....	17-18
10/23... L..... NORTHWESTERN STATE* 37-38	
10/30... L..... at Sam Houston St.*.....	14-24
11/6..... L..... STEPHEN F. AUSTIN* ..	27-29
11/13... W... NICHOLLS STATE*.....	63-21
11/20... L..... at ULM.....	31-61

↳ The Matt Simon Era Career 18-26-1

Southland Conference Champions

1994 (7-4-1)

9/1..... W... ABILENE CHRISTIAN... 48-0	
9/10..... W... at Missouri State.....	26-20
9/24..... L..... MONTANA.....	17-21
10/1..... L..... at Oklahoma State.....	34-36
10/8..... W... at Texas State*.....	27-14
10/15... W... MCNEESE STATE*.....	38-17
10/22... W... at Northwestern State* ..	28-25
10/29... W... SAM HOUSTON STATE* 21-16	
11/4..... T... at Stephen F. Austin*.....	33-33
11/12... W... at Nicholls State*.....	31-17
11/19... L..... at ULM.....	20-38
11/26... L..... at Boise State #.....	20-24

NCAA Div. I-AA Playoffs (Boise, Idaho)

1995 (2-9)

9/2..... L..... at Missouri.....	7-28
9/9..... L..... KANSAS #.....	10-27
9/16..... W... OREGON STATE.....	30-27
9/23..... L..... at #10 Oklahoma.....	10-51
10/7..... L..... at Nevada.....	24-56
10/14... L..... UAB.....	14-19
10/21... L..... at LSU.....	7-49
10/28... L..... at Alabama.....	19-38
11/4..... L..... at UNLV.....	24-34
11/11... W... IDAHO STATE.....	41-38
11/18... L..... at Louisville.....	14-57

game played at Texas Stadium (Irving, Texas)

1996 (5-6)

9/7..... W... ILLINOIS STATE.....	20-14
9/14..... L..... at #18 Arizona State.....	7-52
9/21..... L..... at Texas A&M.....	0-55
9/28..... L..... ARMY#.....	10-27
10/5..... W... at Northern Illinois.....	24-21
10/12... L..... VANDERBILT.....	7-19
10/19... W... NEW MEXICO STATE*.....	13-0
10/26... L..... NEVADA*.....	13-40
11/2..... L..... at Utah State*.....	13-21
11/9..... W... at Boise State*.....	30-27
11/16... W... IDAHO*.....	24-17

game played at Texas Stadium (Irving, Texas)

1997 (4-7)

8/30..... L..... at Vanderbilt.....	12-29
9/6..... L..... at Oregon State.....	7-33
9/13..... W... INDIANA STATE.....	41-6
9/20..... W... at Texas Tech.....	30-27
9/27..... L..... #22 TEXAS A&M#.....	10-36
10/4..... L..... at Idaho*.....	17-30
10/18... L..... BOISE STATE*.....	14-17
10/25... L..... at Nevada*.....	10-65
11/8..... W... at New Mexico State*.....	26-15
11/15... L..... at Army.....	14-25
11/22... W... UTAH STATE*.....	51-48

#game played at Texas Stadium (Irving, Texas)



↳ The Darrell Dickey Era 42-64 Career

1998 (3-8)

9/5..... L..... at Oklahoma	9-37
9/12..... L..... TEXAS TECH #.....	0-30
9/19..... L..... at Arizona State	15-34
9/26..... L..... at #17 Texas A&M.....	9-28
10/10 ... W... BOISE STATE*.....	21-13
10/17 ... W... NEVADA*.....	27-21
10/24 ... L..... HOUSTON.....	9-31
10/31 ... L..... IDAHO*.....	23-41
11/7..... L..... at Kansas.....	14-23
11/14.... L..... at Utah State*.....	27-28
11/21 ... W... NEW MEXICO STATE* ..	19-11

game played at Texas Stadium (Irving, Texas)

1999 (2-9)

9/2..... L..... UNLV	3-26
9/11..... L..... at LSU	0-52
9/18..... W... at Texas Tech.....	21-14
10/2..... L..... at Baylor	10-23
10/9..... L..... at Idaho*.....	10-28
10/16 ... W... BOISE STATE*.....	17-10
10/23 ... L..... ARKANSAS STATE*.....	10-14
10/30.... L..... at Nevada*.....	28-41
11/13.... L..... at TCU	3-27
11/20.... L..... at New Mexico State*.....	9-22
11/27 ... L..... UTAH STATE*.....	7-34

2000 (3-8)

8/31..... L..... BAYLOR.....	7-20
9/9..... L..... at Texas Tech.....	7-13
9/16..... L..... at UNLV	0-38
9/23..... L..... at #4 Kansas State.....	10-55
10/5..... W... SAMFORD	41-6
10/14 ... L..... UTAH STATE*.....	12-17
10/21 ... L..... at Boise State*	0-59
10/28.... W... at UL Lafayette	13-0
11/4..... L..... IDAHO*.....	14-16
11/11.... L..... at Arkansas State*.....	28-53
11/18 ... W... NEW MEXICO STATE*.....	30-23

Sun Belt Conference Co-Champions

2001 (5-7)

9/1..... L..... TCU	5-19
9/8..... L..... at #3 Oklahoma.....	10-37
9/22.... L..... TEXAS TECH #.....	14-42
9/29.... L..... at South Florida.....	10-28
10/6..... L..... at ULM*.....	17-19
10/13 ... W... MIDDLE TENNESSEE* ..	24-21
10/20 ... W... ARKANSAS STATE*.....	45-0
11/3..... W... at New Mexico State*.....	22-20
11/10 ... W... UL LAFAYETTE*.....	42-17
11/17.... W... at Idaho*.....	50-27
12/1..... L..... at Troy.....	16-18
12/18.... L..... Colorado State^	20-45

game played at Texas Stadium (Irving, Texas)
^ New Orleans Bowl
(Louisiana Superdome, New Orleans, La.)

Sun Belt Conference Champions

2002 (8-5)

8/31..... L..... at #4 Texas.....	0-27
9/7..... W... NICHOLLS STATE	23-0
9/14..... L..... at Alabama.....	7-33
9/21..... L..... at TCU	10-16
9/28..... L..... at Arizona.....	9-14
10/5..... L..... SOUTH FLORIDA.....	17-24
10/19.... W... at Arkansas State*.....	13-10
10/26.... W... at UL Lafayette*.....	27-0
11/2..... W... ULM*.....	41-2
11/9..... W... IDAHO*.....	10-0
11/16 ... W... NEW MEXICO STATE* ..	38-27
11/23.... W... at Middle Tennessee*.....	30-20
12/17.... W... Cincinnati^.....	24-19

^ New Orleans Bowl
(Louisiana Superdome, New Orleans, La.)

Sun Belt Conference Champions

2003 (9-4)

8/30..... L..... at #1 Oklahoma.....	3-37
9/6..... W... BAYLOR.....	52-14
9/13..... L..... at Air Force.....	21-34
9/20..... L..... at Arkansas.....	7-31
9/27..... W... UL LAFAYETTE*.....	44-23
10/11.... W... at Idaho*.....	24-14
10/18 ... W... UTAH STATE*.....	37-27
10/25.... W... at Middle Tennessee*.....	33-28
10/30 ... W... TROY.....	21-0
11/8..... W... at ULM*.....	28-26
11/15 ... W... ARKANSAS STATE*.....	58-14
11/17.... W... at New Mexico State*.....	13-10
12/16.... L..... Memphis^.....	17-27

^ New Orleans Bowl
(Louisiana Superdome, New Orleans, La.)

Sun Belt Conference Champions

2004 (7-5)

9/4..... L..... at #7 Texas.....	0-65
9/11..... L..... FLORIDA ATLANTIC... ..	13-20
9/18..... L..... at Colorado.....	21-52
9/25..... L..... at Baylor	14-37
10/2..... W... MIDDLE TENNESSEE*.....	30-21
10/9..... W... at Utah State*.....	31-23
10/23 ... W... NEW MEXICO ST*.....	36-26
10/30.... W... ULM*.....	45-30
11/5..... W... at UL-Lafayette*.....	27-17
11/13.... W... IDAHO*.....	51-29
11/18 ... W... at Arkansas State*.....	31-7
12/14.... L..... Southern Miss.^.....	10-31

^ Wyndham New Orleans Bowl
(Louisiana Superdome, New Orleans, La.)

2005 (2-9)

9/10..... W... at Middle Tennessee*.....	14-7
9/17..... L..... TULSA.....	2-54
9/24..... L..... at Kansas State.....	7-54
10/4..... L..... TROY*.....	10-13
10/15.... W... at FIU*.....	13-10
10/22.... L..... at Louisiana Tech	14-40
10/29.... L..... at #7 LSU.....	3-56
11/5..... L..... UL LAFAYETTE*.....	28-31
11/12.... L..... at Florida Atlantic*.....	23-26
11/19.... L..... ULM*.....	19-24
11/26.... L..... ARKANSAS STATE*.....	24-31

2006 (3-9)

9/2..... L..... at #3 Texas.....	7-56
9/9..... W... SMU.....	24-6
9/16..... L..... at Tulsa.....	3-28
9/23..... L..... at Akron.....	13-33
9/30..... L..... MIDDLE TENNESSEE* ..	0-35
10/7..... W... FIU*.....	25-22(7OT)
10/21.... L..... at Arkansas State*.....	10-29
10/28.... L..... at Troy*.....	6-14
11/4..... L..... LOUISIANA TECH.....	31-34
11/11.... W... at UL-Lafayette*.....	16-7
11/18.... L..... FLORIDA ATLANTIC* ..	16-17
11/25.... L..... at ULM*.....	3-23

↳ The Todd Dodge Era 6-37 Career

2007 (2-10)

9/1..... L..... at #8 Oklahoma.....	10-79
9/8..... L..... at SMU.....	31-45
9/22.... L..... FLORIDA ATLANTIC* ..	20-30
9/29.... L..... at Arkansas.....	7-66
10/6..... L..... at UL-Lafayette*.....	29-38
10/13.... W... ULM*.....	31-21
10/20.... L..... at Troy*.....	7-45
10/27.... L..... MIDDLE TENNESSEE* ..	28-48
11/10.... L..... NAVY.....	62-74
11/15.... L..... at Arkansas State*.....	27-31
11/24.... W... WESTERN KENTUCKY ..	27-26
12/1..... L..... at FIU*.....	19-38

2008 (1-11)

8/30..... L..... at Kansas St.....	6-45
9/6..... L..... TULSA.....	26-56
9/13..... L..... at #7 LSU.....	3-41
9/27.... L..... at Rice.....	20-77
10/4..... L..... FIU*.....	10-42
10/11.... L..... UL-LAFAYETTE*.....	30-59
10/18.... L..... at ULM*.....	23-35
10/25.... L..... TROY*.....	17-45
11/1..... W... at Western Kentucky.....	51-40
11/8..... L..... at Florida Atlantic*.....	13-46
11/22.... L..... at Middle Tennessee	13-52
11/29.... L..... ARKANSAS STATE*.....	28-33

2009 (2-10)

9/3..... W... at Ball State.....	20-10
9/12.... L..... OHIO.....	30-31 (2OT)
9/19.... L..... at #4 Alabama.....	7-53
9/26.... L..... MIDDLE TENNESSEE* ..	21-37
10/10.... L..... at UL-Lafayette*.....	34-38
10/17.... L..... FLORIDA ATLANTIC* ..	40-44
10/24.... L..... at Troy*.....	26-50
10/31.... W... WESTERN KENTUCKY* ..	68-49
11/7..... L..... ULM*.....	6-33
11/14.... L..... at FIU*.....	28-35
11/21.... L..... ARMY.....	13-17
11/28.... L..... at Arkansas State*.....	26-30

2010 (3-9)

9/4..... L..... at Clemson.....	10-35
9/11.... L..... RICE.....	31-32
9/18.... L..... at Army.....	0-24
9/25.... W... at Florida Atlantic*.....	21-17
10/2.... L..... UL-Lafayette*.....	27-28
10/9.... L..... ARKANSAS STATE*.....	19-24
10/16.... L..... FIU*.....	10-34
10/30.... W... at Western Kentucky*.....	33-6
11/6..... L..... TROY*.....	35-41
11/13.... W... at Middle Tennessee*.....	23-17
11/20.... L..... at ULM*.....	37-49
11/27.... L..... KANSAS STATE.....	41-49

-Mike Canales Interim HC- 2-3

↳ The Dan McCarney Era 22-32 Career

2011 (5-7)

9/1..... L..... at FIU*.....	16-41
9/10.... L..... HOUSTON.....	23-48
9/17.... L..... at #2 Alabama.....	0-41
9/24.... W... INDIANA.....	24-21
10/1..... L..... at Tulsa.....	24-41
10/8..... W... FLORIDA ATLANTIC* ..	31-17
10/15.... L..... at UL-Lafayette*.....	10-30
10/22.... W... ULM*.....	38-21
10/29.... L..... at Arkansas State*.....	14-37
11/12.... W... at Troy*.....	38-33
11/19.... L..... WESTERN KENTUCKY* ..	21-31
12/3..... W... MIDDLE TENNESSEE* ..	59-7

2012 (4-8)

9/1..... L..... at No. 1 LSU.....	14-41
9/8..... W... TEXAS SOUTHERN.....	34-7
9/15.... L..... at No. 14 Kansas State.....	21-35
9/22.... L..... TROY*.....	7-14
9/29.... W... at Florida Atlantic*.....	20-14
10/6..... L..... at Houston.....	21-44
10/16.... W... UL-LAFAYETTE*.....	30-23
10/27.... L..... at Middle Tennessee*.....	21-38
11/3..... L..... ARKANSAS STATE*.....	19-37
11/10.... W... SOUTH ALABAMA*.....	24-14
11/17.... L..... at ULM*.....	16-42
11/24.... L..... at Western Kentucky*.....	24-25

2013 (9-4)

8/31.... W... IDAHO.....	40-6
9/7..... L..... at Ohio.....	21-27
9/14.... W... BALL State.....	34-27
9/21.... L..... at No. 9 Georgia.....	21-45
10/5..... L..... at Tulane.....	21-24
10/12.... W... MIDDLE TENNESSEE* ..	34-7
10/19.... W... at Louisiana Tech*.....	28-13
10/26.... W... at Southern Miss*.....	55-14
10/31.... W... RICE*.....	28-16
11/9..... W... UTEP*.....	41-7
11/23.... L..... UTSA*.....	13-21
11/30.... W... at Tulsa*.....	42-10
1/1..... W... UNLV^.....	36-14

^ Heart of Dallas Bowl
(The Cotton Bowl, Dallas, TX)

2014 (4-8)

8/30.... L..... at No. 24 Texas.....	7-38
9/6..... W... SMU.....	43-6
9/11.... L..... LOUISIANA TECH*.....	21-42
9/20.... W... NICHOLLS.....	77-3
10/4..... L..... at Indiana.....	24-49
10/11.... L..... at UAB*.....	21-56
10/18.... L..... SOUTHERN MISS*.....	20-30
10/25.... L..... at Rice.....	21-41
11/8..... W... FLORIDA ATLANTIC* ..	31-10
11/15.... L..... at UTEP*.....	17-35
11/22.... W... FIU*.....	17-14
11/29.... L..... at UTSA*.....	27-34

2015 (1-11)

9/12.... L..... at SMU.....	13-31
9/19.... L..... RICE*.....	24-38
9/26.... L..... at Iowa.....	16-62
10/3.... L..... at Southern Miss*.....	14-49
10/10.... L..... PORTLAND STATE.....	7-66
10/15.... L..... WESTERN KENTUCKY* ..	28-55
10/24.... L..... at Marshall*.....	13-30
10/31.... W... UTSA*.....	30-23
11/7..... L..... Louisiana Tech*.....	13-56
11/14.... L..... at Tennessee.....	0-24
11/21.... L..... at Middle Tennessee*.....	7-41
11/28.... L..... UTEP*.....	17-20

-Mike Canales Interim HC- 1-6

KEY

Home games in CAPS
* Conference Game



RECORDS

↳ coaching records

↳ All-Time Coaching Records

Coach	Tenure	Years	Games	W	L	T	Pct.
J.W. Pender	1913-14	2	7	3	4	0	.429
J.W. St. Clair	1915-19	5	32	20	10	2	.656
Theron Fouts	1920-24	5	39	23	14	2	.615
John Reid	1925-28	4	37	16	18	3	.473
Jack Sisco	1929-41	13	121	74	37	10	.653
Lloyd Russell	1942	1	8	3	5	0	.375
Odus Mitchell	1946-66	21	216	122	85	9	.586
Rod Rust	1967-72	6	62	29	32	1	.476
Hayden Fry	1973-78	6	66	40	23	3	.629
Jerry Moore	1979-80	2	22	11	11	0	.500
Bob Tyler	1981	1	11	2	9	0	.182
Corky Nelson	1982-90	9	101	48	52	1	.480
Dennis Parker	1991-93	3	33	11	21	1	.348
Matt Simon	1994-97	4	45	18	26	1	.411
Darrell Dickey	1998-06	9	106	42	64	0	.396
Todd Dodge	2007-10	4	43	6	37	0	.140
Mike Canales*	2010, 2015	2	11	3	9	0	.250
Dan McCarney	2011-15	5	54	22	32	0	.407
Totals		100	1,014	493	489	33	.502

* Interim Head Coach

↳ Most Winning Seasons

1. Odus Mitchell.....	14
2. Jack Sisco.....	10
3. Corky Nelson.....	5
4. Hayden Fry.....	4
5. J.W. St. Clair.....	4
6. Rod Rust.....	3
7. Theron Fouts.....	3
8. Darrell Dickey.....	3

↳ Coaching Wins

1. Odus Mitchell.....	122
2. Jack Sisco.....	74
3. Corky Nelson.....	48
4. Darrell Dickey.....	42
5. Hayden Fry.....	40
6. Rod Rust.....	29
7. Theron Fouts.....	23
8. Dan McCarney.....	22
9. J.W. St. Clair.....	20
10. Matt Simon.....	18

↳ Consecutive Winning Seasons

1. Odus Mitchell (46-52).....	7
2. Jack Sisco (29-32).....	4
..... Jack Sisco (38-41).....	4
..... Hayden Fry (75-78).....	4
5. Corky Nelson (86-88).....	3
..... J.W. St. Clair (15-17).....	3
..... Jack Sisco (34-36).....	3
..... Rod Rust (67-69).....	3
..... Darrell Dickey (02-04).....	3

↳ Winning Percentage

1. ... J.W. St. Clair.....	.656
2. ... Jack Sisco.....	.653
3. ... Hayden Fry.....	.629
4. ... Theron Fouts.....	.615
5. ... Odus Mitchell.....	.586
6. ... Jerry Moore.....	.500

↳ Conference Titles

1. Odus Mitchell.....	10
2. Jack Sisco.....	7
3. Darrell Dickey.....	4
4. Hayden Fry.....	1
..... Corky Nelson.....	1
..... Rod Rust.....	1
..... Matt Simon.....	1



Year	Head Coach	Overall Record	Conference Record
1913	J.W. Pender (Baylor, '05)	0-1	NA
1914	J.W. Pender	3-3	NA
1915	J.W. St. Clair (Baylor, '08)	4-1	NA
1916	J.W. St. Clair	4-3-1	NA
1917	J.W. St. Clair	6-1-0	NA
1918	J.W. St. Clair	1-2-1	NA
1919	J.W. St. Clair	5-3-0	NA
1920	Theron Fouts (Baylor, '17)	7-1-0	NA
1921	Theron Fouts	3-3-0	NA

Texas Intercollegiate Athletic Association

1922	Theron Fouts	5-2-1	3-0 (NA)
1923	Theron Fouts	3-5-0	3-1 (2nd)
1924	Theron Fouts	5-3-1	4-1-1 (2nd)
1925	John Reid (Baylor, '17)	6-4-0	4-2 (4th)
1926	John Reid	5-3-1	4-1 (2nd)
1927	John Reid	1-6-2	0-3-2 (8th)
1928	John Reid	4-5-0	2-2 (5th)
1929	Jack Sisco (Baylor, '27)	4-3-2	3-0-1 (2nd)
1930	Jack Sisco	5-4-1	4-1 (3rd)
1931	Jack Sisco	8-3-0	4-0 (1st)

Lone Star Conference

1932	Jack Sisco	8-1-1	5-0 (1st)
1933	Jack Sisco	3-4-2	3-1-1 (3rd)
1934	Jack Sisco	5-4-0	2-2 (T2nd)
1935	Jack Sisco	5-3-1	3-1 (T1st)
1936	Jack Sisco	6-2-1	4-0 (1st)
1937	Jack Sisco	4-4-2	2-1-1 (2nd)
1938	Jack Sisco	7-4-0	2-2 (3rd)
1939	Jack Sisco	6-1-0	4-0 (1st)
1940	Jack Sisco	6-3-0	4-0 (1st)
1941	Jack Sisco	7-1-0	4-0 (1st)
1942	Lloyd Russell (Baylor, '37)	3-5-0	1-2 (3rd)

No Team From 1943-45 Due To World War II

1946	Odus Mitchell (W. Texas St., '25)	7-3-1	3-1 (1st)
1947	Odus Mitchell	10-2-0	6-0 (1st)
1948	Odus Mitchell	6-4-0	3-2 (T2nd)

Gulf Coast Conference

1949	Odus Mitchell	8-4-0	2-1 (2nd)
1950	Odus Mitchell	7-2-1	1-1-1 (T1st)
1951	Odus Mitchell	8-4-0	2-0 (1st)
1952	Odus Mitchell	7-3-0	2-0 (1st)
1953	Odus Mitchell	3-6-1	1-1 (2nd)
1954	Odus Mitchell	4-6-0	1-1 (2nd)
1955	Odus Mitchell	5-4-1	2-1 (T1st)
1956	Odus Mitchell	7-2-1	2-0 (T1st)

Missouri Valley Conference

1957	Odus Mitchell	5-5-0	2-2 (2nd)
1958	Odus Mitchell	7-2-1	2-1-1 (1st)
1959	Odus Mitchell	9-2-0	3-1 (1st)
1960	Odus Mitchell	2-6-1	0-3 (4th)
1961	Odus Mitchell	5-4-1	1-2 (2nd)
1962	Odus Mitchell	6-4-0	2-1 (2nd)
1963	Odus Mitchell	3-6-0	2-2 (3rd)
1964	Odus Mitchell	2-7-1	1-3 (4th)
1965	Odus Mitchell	3-7-0	2-2 (3rd)
1966	Odus Mitchell	8-2-0	3-1 (1st)
1967	Rod Rust (Iowa State, '50)	7-1-1	4-0 (1st)
1968	Rod Rust	8-2-0	4-1 (2nd)
1969	Rod Rust	7-3-0	4-1 (2nd)
1970	Rod Rust	3-8-0	1-3 (4th)
1971	Rod Rust	3-8-0	3-2 (2nd)
1972	Rod Rust	1-10-0	0-7 (8th)
1973	Hayden Fry (Baylor, '51)	5-5-1	5-1 (1st)
1974	Hayden Fry	2-7-2	1-3-2 (6th)

Year	Head Coach	Overall Record	Conference Record
Div. I-A Independent			
1975	Hayden Fry	7-4-0	NA
1976	Hayden Fry	7-4-0	NA
1977	Hayden Fry	10-1-0	NA
1978	Hayden Fry	9-2-0	NA
1979	Jerry Moore (Baylor, '61)	5-6-0	NA
1980	Jerry Moore	6-5-0	NA
1981	Bob Tyler (Mississippi, '58)	2-9-0	NA
1982	Corky Nelson (SW Texas, '64)	2-9-0	NA

Southland Conference

1983	Corky Nelson	8-4-0*	5-1 (1st)
1984	Corky Nelson	2-9-0	1-5 (6th)
1985	Corky Nelson	4-6-1	2-3-1 (5th)
1986	Corky Nelson	6-4-0	3-2 (2nd)
1987	Corky Nelson	7-5-0*	5-1 (2nd)
1988	Corky Nelson	8-4-0*	4-2 (3rd)
1989	Corky Nelson	5-6-0	2-4 (5th)
1990	Corky Nelson	6-5-0	2-4 (6th)
1991	Dennis Parker (SE Okla., '72)	3-7-1	2-5 (6th)
1992	Dennis Parker	4-7-0	3-4 (5th)
1993	Dennis Parker	4-7-0	2-5 (5th)
1994	Matt Simon (E. New Mexico, '74)	7-4-1*	5-0-1 (1st)

* NCAA I-AA Playoffs

Div. I-A Independent

1995	Matt Simon	2-9-0	NA
------	------------	-------	----

Big West Conference

1996	Matt Simon	5-6-0	3-2 (3rd)
1997	Matt Simon	4-7-0	2-3 (4th)
1998	Darrell Dickey (Kansas St., '84)	3-8-0	3-2 (2nd)
1999	Darrell Dickey	2-9-0	1-5 (7th)
2000	Darrell Dickey	3-8-0	1-4 (T4th)

Sun Belt Conference

2001	Darrell Dickey	5-7	5-1 (T1st)
2002	Darrell Dickey	8-5	6-0 (1st)
2003	Darrell Dickey	9-4	7-0 (1st)
2004	Darrell Dickey	7-5	7-0 (1st)
2005	Darrell Dickey	2-9	2-5 (8th)
2006	Darrell Dickey	3-9	2-5 (7th)
2007	Todd Dodge (Texas, '87)	2-10	1-6 (7th)
2008	Todd Dodge	1-11	0-7 (8th)
2009	Todd Dodge	2-10	1-7 (8th)
2010	Todd Dodge	1-6	1-3
2010	Mike Canales*	2-3	2-3 (T6th)
2011	Dan McCarney (Iowa '75)	5-7	4-4 (5th)
2012	Dan McCarney	4-8	3-5 (T6th)

Conference USA

2013	Dan McCarney	9-4	6-2 (T2nd)
2014	Dan McCarney	4-8	2-6 (5th)
2015	Dan McCarney	0-5	0-2
2015	Mike Canales*	1-6	1-5 (6th)

*Interim HC



RECORDS

↳ home stadium records

Fouts Field Record - 155-100-7 (.605)

YEAR	RECORD
1952	5-0-0
1953	3-1-0
1954	2-3-0
1955	4-0-0
1956	4-0-1
1957	3-2-0
1958	4-0-1
1959	5-0-0
1960	2-3-1
1961	3-2-1
1962	4-1-0
1963	3-1-0
1964	1-3-1
1965	2-3-0
1966	6-0-0
1967	5-0-0
1968	3-1-0
1969	5-0-0
1970	1-4-0
1971	1-1-0
1972	0-1-0
1973	3-1-1
1974	2-4-0
1975	2-0-0
1976	2-1-0
1977	2-0-0
1978	4-0-0
1979	3-0-0
1980	2-0-0
1981	1-1-0
1982	0-4-0
1983	4-1-0
1984	2-2-0
1985	3-1-0
1986	2-2-0
1987	3-0-0
1988	4-1-0
1989	2-3-0
1990	3-4-0
1991	2-2-1
1992	3-2-0
1993	4-2-0
1994	3-1-0
1995	2-1-0
1996	3-2-0
1997	2-1-0
1998	2-2-0
1999	1-3-0
2000	2-3-0
2001	3-1-0
2002	4-1-0
2003	5-0-0
2004	4-1-0
2005	0-5-0
2006	2-3-0
2007	2-3-0
2008	0-5-0
2009	1-5-0
2010	0-6-0
Totals	155-100-7

Apogee Stadium Record - 17-11 (.607)

YEAR	RECORD
2015	1-4
2014	4-2
2013	5-1
2012	3-2
2011	4-2
Totals	16-7

↳ Top All-Time Crowds

Attend.	Opponent	Date
1. 29,437	Baylor	Sept. 6, 2003
2. 28,315	Baylor	Aug. 31, 2000
3. 28,075	Houston*	Sept. 10, 2011
4. 26,119	UTEP*	Nov. 9, 2013
5. 26,012	Navy	Nov. 10, 2007
6. 25,231	SMU	Sept. 9, 2006
7. 23,743	Rice	Sept. 11, 2010
8. 23,647	Army	Nov. 21, 2009
9. 23,112	Tulsa	Sept. 17, 2005
10. 22,837	TCU	Sept. 1, 2001

*Apogee Stadium

↳ Top Apogee Stadium Crowds

1. 28,075	Houston	Sept. 10, 2011
2. 26,119	UTEP	Nov. 9, 2013
3. 22,835	Rice	Oct. 31, 2013
4. 22,398	SMU	Sept. 6, 2014
5. 22,259	Texas Southern	Sept. 8, 2012
6. 21,975	Idaho	Aug. 31, 2013
7. 21,823	Troy	Sept. 22, 2012
8. 21,323	Nicholls	Sept. 20, 2014
9. 21,181	Indiana	Sept. 24, 2012
10. 21,171	Middle Tennessee	Oct. 12, 2013

↳ Top Texas Stadium Crowds

Attend.	Opp.	Date
1. 45,923	Texas A&M	Sept. 27, 1997
2. 27,183	SMU	Sept. 14, 1974
3. 26,097	SMU	Sept. 17, 1977
4. 23,539	SMU	Sept. 25, 1976
5. 21,800	UT-Arlington	Sept. 15, 1979
6. 21,496	Texas Tech	Sept. 12, 1998
7. 20,852	Texas Tech	Sept. 22, 2001
8. 20,413	Army	Sept. 28, 1996
9. 20,211	Kansas	Sept. 9, 1995

↳ Texas Stadium Games -10-17

Year	Opponent	Result
1971	vs. Louisville	W, 20-17
	vs. Wichita St.	W, 31-10
1972	vs. San Diego St.	L, 25-0
	vs. Memphis	L, 7-6
	vs. Cincinnati	W, 27-25
	vs. West Texas St.	L, 17-14
1973	vs. UTA	L, 31-7
1974	vs. SMU	L, 7-6
1975	vs. UTA**	W, 27-14
	vs. Houston	W, 28-0
1976	vs. SMU	L, 38-31
1977	vs. SMU	W, 24-13
	vs. UTA	W, 15-6
1978	vs. Mississippi St.	L, 17-5
	vs. UTA	W, 28-23
	vs. Oklahoma St.	W, 12-7
1979	vs. UTA	W, 19-14
	vs. No. 18 SMU**	L, 20-9
1980	vs. SMU**	L, 28-9
1981	vs. SMU**	L, 34-7
1982	vs. No. 7 SMU**	L, 38-10
1984	vs. No. 13 SMU**	L, 24-6
1995	vs. Kansas	L, 27-10
1996	vs. Army	L, 27-10
1997	vs. No. 22 Texas A&M	L, 36-10
1998	vs. Texas Tech	L, 30-0
2001	vs. Texas Tech	L, 42-14

North Texas was the road team



↳ Home Attendance

Year	Games	Attendance	Avg.
2015	5	68,155	13,631
2014	6	115,627	19,271
2013	6	126,182	21,030
2012	5	94,634	18,927
2011	6	113,186	18,864
2010	6	106,306	17,718
2009	6	109,367	18,228
2008	5	84,778	16,956
2007	5	88,672	17,734
2006	5	78,249	15,685
2005	5	82,232	16,446
2004	5	75,921	15,184
2003	5	93,469	18,694
2002	5	76,302	15,260
2001	5	73,844	14,769
2000	5	70,900	14,180
1999	4	55,010	13,752
1998	5	62,400	12,480
1997	4	78,818	19,704
1996	6	85,404	14,234
1995	4	69,502	17,376
1994	4	78,068	19,517
1993	6	51,578	8,596
1992	5	34,728	6,946
1991	4	33,808	8,452
1990	6	88,700	14,783
1989	5	71,447	14,289
1988	5	76,595	15,319
1987	4	55,055	13,764
1986	4	50,920	12,730
1985	4	40,600	10,150
1984	4	44,500	11,125
1983	5	60,400	12,080
1982	4	36,375	9,094
1981	4	49,976	12,494
1980	2	29,600	14,800
1979	3	43,500	14,500
1978	6	106,100	17,683
1977	4	78,397	19,599
1976	4	44,689	11,172
1975	3	35,530	11,843
1974	7	67,783	9,683
1973	6	71,941	11,990
1972	5	30,000	6,000
1971	5	52,350	10,470



↳ STADIUM FIRSTS

Groundbreaking: January 2010

Cost: \$78 million

First Game: Sept. 10, 2011

First Opponent: Houston

First National Anthem: NT alumnus Pat Boone

First Play: 55-yard kickoff return from NT's Brelan Chancellor

First Score: NT quarterback Andrew McNulty on an 10-yard run in the first quarter vs. Houston

↳ STADIUM RECORDS

Passing Yards	458	Case Keenum, Houston vs. North Texas, Sept. 10, 2011
Passing Touchdowns	5	Case Keenum, Houston vs. North Texas, Sept. 10, 2011, Cody Sokol, LA Tech vs. North Texas, Sept. 11, 2014
Rushing Yards	313	Lance Dunbar, North Texas vs. Middle Tennessee, Dec. 3, 2011
Rushing Touchdowns	4	Lance Dunbar, North Texas vs. Middle Tennessee, Dec. 3, 2011
Receiving Yards	216	Carlos Harris, North Texas vs. Southern Miss, Oct. 18, 2014
Receiving Touchdowns	2	Justin Johnson, Houston vs. North Texas, Sept. 10, 2011 Chris Bynes, North Texas vs. ULM, Oct. 22, 2011 Antoinne Jimmerson, North Texas vs. UL-Lafayette, Oct. 16, 2012 Willie Snead, Ball State vs. North Texas, Sept. 14, 2013 Paul Turner, LA Tech vs. North Texas, Sept. 11, 2014 Carlos Harris, North Texas vs. Rice, Sept. 19, 2015 Dennis Parks, Rice vs. North Texas, Sept. 19, 2015 Carlos Harris, North Texas vs. Western Kentucky, Oct. 15, 2015 Taywan Taylor, Western Kentucky vs. North Texas, Oct. 15, 2015
Kick Return Yards	286	Brelan Chancellor, North Texas vs. Houston, Sept. 10, 2011
All-purpose Yards	332	Brelan Chancellor, North Texas vs. Houston, Sept. 10, 2011
Penalty Yds for an NT opp.	95	Western Kentucky vs. North Texas, Nov. 19, 2011
Longest Pass Play	93 yds	Andrew McNulty to Carlos Harris, North Texas vs. Rice, Sept. 19, 2015
Longest Rush Play	85 yds	Brandin Byrd, North Texas vs. South Alabama, Nov. 10, 2012
Longest Field Goal	52 yds	Zach Olen, North Texas vs. FAU, Oct. 8, 2011
Longest Punt	70 yds	Will Atterberry, North Texas vs. Western Kentucky, Nov. 19, 2011

↳ North Texas Records

Individual

Rushes

Lance Dunbar vs. Middle Tennessee, 2011 40

Yards Rushing

Lance Dunbar vs. Middle Tennessee, 2011 313

TD Rushes

Lance Dunbar vs. Middle Tennessee, 2011 4

Longest Rush

Brandin Byrd vs. South Alabama, 2012 85

Pass Attempts

Derek Thompson, twice 47

Pass Completions

Derek Thompson vs. Ball State, 2013 31

Yards Passing

Derek Thompson vs. Idaho, 2013 349

TD Passes

Derek Thompson, twice, 2011 3

Longest Pass

Andrew McNulty (to Carlos Harris)
vs Rice, 2015 93

Receptions

Carlos Harris vs. Southern Miss, 2014 15

TD Receptions

Chris Bynes/Antoinne Jimmerson 2

Field Goals

Trevor Moore vs. SMU, 2014 5

Longest Field Goal

Zach Olen vs. Florida Atlantic, 2011 52

Longest Punt

Will Atterberry vs. WKU, 2011 70

Longest Punt Return

Darvin Kidsy vs. Nicholls 75

Longest Kickoff Return

Brelan Chancellor vs. Houston, 2011 73

Tackles

Derek Akunne vs Southern Miss, 2014 14

Sacks

Tillman Johnson vs. Nicholls, 2014 3.0

Team

Rushes

69 vs. Middle Tennessee, 2011

Yards Rushing

464 vs. Middle Tennessee, 2011

TD Rushes

7 vs. Middle Tennessee, 2011

Pass Attempts

49 vs. Arkansas St, 2012

Pass Completions

31 vs. Ball State, 2013

Yards passing

404 vs. Idaho, 2013

TD Passes

3 vs. Indiana 2011, vs. ULM 2011, vs. Nicholls 2014

Total Offense

591 vs. Idaho, 2013

Points

77 vs. Nicholls, 2014

First Downs

31 vs.; Ball State, 2013



Media Availability for Coaches

North Texas head coach Seth Littrell will be available for media interviews on a regular schedule throughout the season. All requests for interviews at times other than the regularly-scheduled availabilities should be made through the Athletic Communications office. Requests for interviews of assistant coaches will be granted with prior approval of Coach Littrell and must be made in advance through the athletic communications office

Radio Show

Coach Littrell will hold his weekly radio show at 7:00 p.m. Tuesdays from Rudy's BBQ in Denton.

Press Conference

Coach Littrell will hold a press conference each week on Monday at 11:30 a.m. in the team meeting room at the Athletic Center. Requested players will be available to speak to the media outside of the practice field on Tuesdays. **All player requests must be submitted to the North Texas athletics communications office by 12 p.m. on Monday.** If a requested player is not available on Tuesday, he will be made available after practice on Wednesday.

Out of Town Media

Coach Littrell and his assistant coaches are also available by request to out-of-town media. Contact the athletic communications office to arrange these requests.

Player Interviews

All player interviews must be arranged through the athletic communications office. Player interviews will be conducted on Tuesday following practice or following practice on Wednesday if the requested player is not available on the day prior. Special exceptions may be granted to those media members needing to interview players prior to Tuesday practice at the discretion of the athletic communications office.

Covering Practice

North Texas football practices are closed to the media with the exception of the first five 20 minutes on Tuesday and Wednesday. No coaches or players will be available after Wednesday.

Mean Green on the Web

Statistics and news releases on North Texas football and all 16 Mean Green athletic programs are available 24 hours a day, seven days a week at www.Mean-GreenSports.com, the official website of North Texas Athletics.

Media Credentials

All requests for press, broadcast, photo and parking credentials should be made in writing at least one week prior to the requested game. Direct all requests to Jordan Stepp, by email to jordan.stepp@unt.edu or phone at 940-369-8329. All credentials that are not picked up prior to the day of the game will be left at the media will call.

Photographers

Credentials will only be issued to accredited photographers for a working purpose and should be requested in the same manner as regular media passes. Photographers with a credential should report

to the press box prior to the game. Photographers are not permitted in the team areas between the 25-yard lines. Photographers are not permitted to enter the bench area at any time. The press box also has a photography work room that will be available before and after the game.

Media Parking

A limited number of media parking spaces are available at Apogee Stadium. Media must request parking passes along with credential requests. Parking passes will be provided only to the organizations that cover North Texas on a regular basis.

Press Box Services

Telephones: Visiting radio stations will be given one phone line and one ISDN line for broadcasts. For additional needs or questions you can call Jordan Stepp at 940-369-8329.

Wireless: Wireless internet is available in the North Texas press box for all members of the working media. Please contact a member of the athletic communications staff to obtain instructions.

Statistics: Complete individual and team stats, play-by-play and post-game quotes will be available to the media following each game. Quickie stats will be distributed after each quarter. Complete media packets, including game programs, flip cards and updated releases will be distributed prior to each game.

Mailing Address

Athletics Communications
1155 Union Circle
Box 311397
Denton, TX 76203-5017

Delivery Address

Athletic Department
1301 S. Bonnie Brae St.
Denton, TX 76207-2003

Apogee Stadium Press Box

940.369.7578

North Texas Athletic Athletics Communications Staff



Eric Capper
Senior Associate AD
(Football Contact)
Office: 940.565.2476
Home: 940.498.1011
Cell: 940.367.0727
Email: Eric.Capper@unt.edu



Jordan Stepp
Assistant Athletic Director
(Football Contact)
Office: 940.369.8329
Cell: 805.551.8648
Email: Jordan.Stepp@unt.edu



David Pyke
Director of Creative Web
Design
Office: 940.369.5990
Email: David.Pyke@unt.edu




Justin Glover
Assistant Director
Office: 940.369.8548
Email: Justin.Glover@unt.edu



Amy Ruggini
Assistant Director
Office: 940.369.7980
Email: Amy.Ruggini@unt.edu



Luke Della
Communications Asst.
Office: 940.565.3671
Email: luke.della@unt.edu



Aaron Salazar
Communications Asst.
Office: 940.565.3671
Email: Aaron.Salazar@unt.edu