

North Texas Football

2015-16 Fact and Records Book

MeanGreenSports.com

**Antoinne
Jimmerson**
Senior Running Back

UNT[®] UNIVERSITY
OF NORTH TEXAS[®]



2015

NORTH TEXAS FOOTBALL

FACT AND RECORDS BOOK

MEAN GREENTM
FOOTBALL

North Texas Athletics Department

1301 S. Bonnie Brae
Denton, TX 76207
Office: (940) 565-2662

Shipping Address - Use this for overnight - FED EX / UPS
1301 S. Bonnie Brae
Denton, TX 76207

Mailing Address - US Postal Service ONLY
1155 Union Circle #311397
Denton, TX 76203

www.meangreensports.com

Credits: the North Texas Media Relations Department

Photography: Rick Yeatts

Mean Green Mission Statement

- * To Promote and monitor the educational achievement and personal growth of student-athletes, emphasizing that their educational growth and development is the primary purpose of intercollegiate athletics
- * To conduct an athletics program that protects and enhances the physical and educational welfare of student-athletes
- * To provide fair and equitable opportunity for all student-athletes and staff participating in intercollegiate sport activities, regardless of gender or ethnicity
- * To promote the principles of good sportsmanship and honesty in compliance with the University of North Texas, state, NCAA and conference regulations
- * To conduct a competitive athletics program that promotes faculty, staff, student and community affiliation with the University of North Texas
- * To serve the community through public service and outreach activities which positively reflect on the University of North Texas and promote good will in the community.



2015 Team Information

2014 Record.....4-8
 Conference Record/Finish2-6 /5th
 Basic Offense.....Spread
 Basic Defense4-3
 Lettermen Returning37
 Offense: 15 ; Defense: 18; Specialist: 4
 Lettermen Lost.....20
 Offense: 11; Defense: 8, Specialist: 1
 Starters Returning12
 Offense: 6; Defense: 6
 Starters Lost.....10
 Offense: 5; Defense:

↳ **Offensive Starters Returning (6)**

Pos.	Name	Ht.	Wt.	Yr-Lt.	Career Starts
WR	Carlos Harris	5-8	183	Sr.-3L	26
OL	Kaydon Kirby	6-3	329	Jr.-2L	25
TE	Marcus Smith	6-4	247	Sr.-2L	9
QB	Andrew McNulty	6-1	209	Sr.-2L	7
WR	Darvin Kidsy	6-0	182	Jr.-2L	5
RB	Antoinne Jimmerson	5-9	222	Sr.-3L	3

↳ **Defensive Starters Returning (6)**

Pos.	Name	Ht.	Wt.	Yr-Lt.	Career Starts
DB	Kenny Buyers	5-11	186	Sr.-2L	23
LB	Fred Scott	5-11	238	Jr.-1L	12
DE	Chad Polk	6-0	231	Sr.-3L	11
DT	Sir Calvin Wallace	6-2	296	Jr.-1L	9
DT	Austin Orr	6-4	277	Sr.-2L	5
LB	Calvin Minor	6-3	219	So.-1L	3

↳ **Specialist Returning (4)**

Pos.	Name	Ht.	Wt.	Yr-Lt.	Career Games
P	Blake Macek	5-11	190	Jr.-2L	25
K	Trevor Moore	5-11	175	So.-1L	12
DS	Tony Johnson	6-1	218	Jr.-1L	11
P	Eric Keena	6-2	170	Jr.-1L	12

↳ **Mean Green 2014 Results**

Date	Opponent	Results	Atten.
Aug. 30	at Texas	L, 38-7	93,201
Sept. 6	vs. SMU	W, 43-6	22,398
Sept. 11	vs. Louisiana Tech*	L, 42-21	16,998
Sept. 20	vs. Nicholls State	W, 77-3	21,323
Oct. 4	at Indiana	L, 49-24	40,457
Oct. 11	at UAB*	L, 56-21	20,365
Oct. 18	vs. Southern Miss*	L, 30-20	19,127
Oct. 25	at Rice*	L, 41-21	18,430
Nov. 8	vs. Florida Atlantic*	W, 31-10	20,957
Nov. 15	at UTEP*	L, 35-17	24,222
Nov. 22	vs. FIU*	W, 17-14	14,824
Nov. 29	at UTSA*	L, 34-27	24,012

*Conference USA Game

2 PROFILES

Head Coach2
 Assistant Coaches4
 Graduate Assistants.....7
 2014 Numerical Roster8
 2014 Alphabetical Roster10
 Profiles.....12
 Newcomers.....27

34 OPPONENTS

2015 Opponents34
 All-Time Results36

38 2014 IN REVIEW

Results and Statistics38
 Individual Statistics.....39
 Final Defensive Statistics42
 Superlatives.....43
 Individual All-Purpose Yards.....45
 Game-By-Game Comparisons46
 Starting Lineups.....47
 Game Leaders48
 Box Scores.....49

55 HISTORY

Postseason55
 Letterwinners.....60
 Mean Green In The NFL65
 All-Americans.....66
 All-Pro Selections67
 All-Conference Selections68
 Conference Award Winners71

72 RECORDS

Scoring.....72
 Rushing74
 Passing.....77
 Receiving80
 Total Offense82
 All-Purpose Yards.....83
 Punting and Kicking.....84
 Kicking.....85
 Returns86
 Defense87
 Misc. and NCAA Leaders.....88
 Conference Records89
 Conference Annual Leaders91
 Annual Team Statistics92
 vs. Ranked Opponents.....93
 All-Time Results94
 Coaching Records99
 Home Stadium Records.....101
 Apogee Stadium Records.....103

104 MEDIA

Information104



PROFILES

↳ head coach



Dan McCarney

Head Coach

Fifth Year ▶ Iowa '75

Dan McCarney knows how to build football programs. He was a part of a historic turnaround at Iowa State, and now you can add North Texas to that list. McCarney has turned around North Texas and taken the program to heights that were unthinkable when he arrived in 2011.

On their way to the 2014 Heart of Dallas Bowl Championship, the Mean Green won nine games in 2013, tied for the second most in school history and just the sixth time in 100 years North Texas has won nine games. The season culminated with North Texas winning the 2014 Heart of Dallas Bowl 36-14 over UNLV on January 1.

In 2014 McCarney powered North Texas to a 43-6 win over rival SMU, just the fifth win for NT in 34 games against the Mustangs. North Texas posted 77 points in a game in 2014, the fourth-highest total in a game in school history. 2014 also saw one of McCarney's first recruits at North Texas, offensive lineman Cyril Lemon, earn his fourth straight all-conference honor as he was named to the Conference USA first-team.

Lemon was the only player in the nation to start 49 straight games and earn all-conference honors in four straight years.

McCarney led the Mean Green to a 6-2 record in the inaugural season in Conference USA, tying for second place and the second most conference wins in school history. Along the way, the Mean Green broke offensive, defensive, special teams and attendance records.

The Mean Green achieved the biggest single season turnaround since 1982-83. The North Texas offense set a new school record for total offense in a single season, topping the 5,000-yard mark for the first time. North Texas rushed for over 300-yards three times in 2013, which is the most in a season since 1959.

The North Texas defense allowed the fewest points per game since 2002, and tied for the second most sacks in school history.

McCarney is establishing a record of dominance at Apogee Stadium as North Texas has a home record of 16-7 at Apogee Stadium since 2011. The Mean Green went 5-1 at home in 2013, tying for the second most wins in school history. The three seasons before 2011, the Mean Green went just 1-16 at home.

McCarney has won 22 games at North Texas, which already ranks in the top-10 all-time as he enters the 2015 season eighth in coaching wins. McCarney reached 18 wins faster at North Texas than any coach since Rod Rust in 1967-69 after his first three seasons.

He has brought out the best individually at North Texas as the Mean Green had 12 players earn 14 spots on the C-USA all-conference team in 2013, the second most in school history. Brelan Chancellor became just the second player in league history to earn first-team all-conference honors as a kick and punt returner, and was the only player in the nation to rank in the top 10 in punt and kick returns in 2013.

The North Texas resurgence was fueled by all three phases: offense, defense and special teams. Under McCarney, the Mean Green ranked in the top 10 in the nation in 2013 in fourth down conversion defense (fifth), blocked kicks (first), blocked punts (first), blocked punts allowed (first), fumbles recovered (fourth), sacks allowed (seventh), punt returns (fifth), red zone defense (second), scoring defense (eighth), sacks (seventh) and turnovers (fourth).

McCarney Quick Facts

Age: 62
Alma Mater: Iowa ('75)
Record: 22-27 (fifth year)
Overall Record: 78-112 (17th year)
Previous Job: Assistant Head Coach, Defense/Defensive Line Coach at Florida
Playing Experience: Offensive Lineman at Iowa (1971-74)
Family: Married to Margy. Has three children: Jillian, Melanie, Shane.

McCarney Coaching Experience

Year	School	Position
2011-Pres	North Texas	Head Coach
2008-10	Florida	Ast. HC/DL
2007	South Florida	Ast. HC/DL
1995-06	Iowa State	Head Coach
1990-94	Wisconsin	D. Coord./DL
1979-89	Iowa	Def. Line

McCarney Year-by-Year

Year	School	Record	Bowl
1995	Iowa State	3-8	
1996	Iowa State	2-9	
1997	Iowa State	1-10	
1998	Iowa State	3-8	
1999	Iowa State	4-7	
2000	Iowa State	9-3	W, Insight.com
2001	Iowa State	7-5	L, Independence
2002	Iowa State	7-7	L, Humanitarian
2003	Iowa State	2-10	
2004	Iowa State	7-5	W, Independence
2005	Iowa State	7-5	L, Houston
2006	Iowa State	4-8	
2011	North Texas	5-7	
2012	North Texas	4-8	
2013	North Texas	9-4	W, Heart of Dallas
2014	North Texas	4-8	
Total:		78-112	



With more than 30 years of college coaching experience, including 13 years as a head coach at Iowa State University, McCarney is an established leader. He came to North Texas after serving as the assistant head coach at the University of Florida where he had been since 2008. He helped win a national championship at Florida.

McCarney led Iowa State to five bowl games from 2000-05 and was named the Big 12 Conference Coach of the Year in 2004 when his team earned a Big 12 North co-championship. In 119 years of football at Iowa State, only 17 teams have won seven or more games in a season and McCarney coached five of those.

McCarney began his coaching career at the University of Iowa, where he was an assistant under Fry for 11 years. He continued his career as the defensive coordinator at the University of Wisconsin under Alvarez, directing some of the best defensive teams in that schools history. In his 11 years with Fry at Iowa, their teams went to eight bowl games after not having a winning season the previous 19 years. At Wisconsin, McCarney helped turn a team that had won 10 games in five years into a Big 10 Conference championship and Rose Bowl appearance in his fourth year.

McCarney took over as head coach at Iowa State in 1995, assuming responsibility of a program that had enjoyed just three winning seasons in the 16 years prior to his arrival.

The year before McCarney became head coach at Iowa State, the Cyclones suffered through an 0-10-1 record. His rebuilding process at Iowa State took five years, but in his sixth season, he became the first head coach in the previous 94 years at Iowa State to win nine games in a season and gave the Cyclones their first-ever bowl victory and first bowl appearance in 23 years.

McCarney led Iowa State to five bowl games from 2000-05 and was named the Big 12 Conference Coach of the Year in 2004 when his team earned a Big 12 North co-championship. In 119 years of football at Iowa State, only 17 teams have won seven or more games in a season and McCarney coached five of those.

McCarney remains the longest-tenured (141 games) and winningest (56 victories) head football coach in Iowa State history. His overall record in 13 years as the Cyclones head coach is 61-92.

After leaving Iowa State, McCarney spent one season as the assistant head coach at the University of South Florida, where his defensive line ranked third in the nation in tackles for loss. From 2008-10 at the University of Florida, McCarney helped guide the team to two Southeastern Conference Championship games and three bowl appearances.

His 2008 Florida team finished with a 13-1 record and won the BCS National Championship behind a defense that ranked fourth in the nation in scoring defense and ninth nationally in total defense.

In all, McCarney has coached in 21 bowl games in 36 years as a collegiate coach, five of which are current BCS bowls. He has coached 22 players that have been drafted by the NFL, including nine that have gone in the first three rounds.

McCarney is a 1975 graduate of the University of Iowa where he was a three-year letterman on the offensive line and a team captain in 1974. He is married to his wife Margy and has three children, Jillian, Melanie and Shane.

McCarney Highlights At NT

- ↳ Led North Texas to just the third bowl win in school history in 2013.
- ↳ In just four seasons ranks eighth in school history with 22 wins.
- ↳ In 2014 McCarney powered North Texas to a 43-6 win over rival SMU, just the fifth win for NT in 34 games against the Mustangs.
- ↳ Won nine games in 2013, which ties for the second most in school history and is only the fifth nine-win season in NT school history.
- ↳ Led NT to the second-biggest turnaround in school history from one season to the next in 2013.
- ↳ McCarney reached 18 wins faster at North Texas than any coach since Rod Rust in 1967-69 after his first three seasons.
- ↳ McCarney is establishing a record of dominance at Apogee Stadium as North Texas went 5-1 at home in 2013, tying for the second most wins in school history.
- ↳ In four seasons at home, North Texas is 16-7 at Apogee Stadium under McCarney
- ↳ North Texas set a school record for highest single season attendance in 2013.
- ↳ He has brought out the best individually at North Texas as the Mean Green had 12 players earn 14 spots on the C-USA all-conference team in 2013, the second most in school history.
- ↳ Placekicker Trevor Moore earned freshman All-America honors after hitting 15-for-17 in field goals and he was a perfect 37-for-37 in PATs. Moore's field-goal percentage of 88.2 was the best in school history .
- ↳ The 2013 North Texas football team had the highest team GPA in Conference USA. NT recorded a team-record GPA of 2.7 in the classroom and had five players earn the Conference USA Academic Medal Award for GPA's above 3.75.



PROFILES

↳ assistant coaches



Mike Canales

Associate Head Coach

Sixth Year ▶ Offensive Coordinator/Quarterbacks



Perry Carter

Assistant Coach

Second Year ▶ Safeties

CANALES' COACHING EXPERIENCE

2010-Present	North Texas	Associate HC/Offensive Coord./QBs
2007-09	South Florida	Offensive Coordinator/QBs
2004-06	Arizona	Offensive Coordinator/QBs
2003	NY Jets	Wide Receivers
2001-02	N.C. State	QB's/Passing Game Coordinator
1996-00	South Florida	Offensive Coordinator/QBs
1995	Pacific	Quarterbacks
1987-94	Snow College	Offensive Coordinator/QBs
1985-86	BYU	GA/Quarterbacks

CARTER'S COACHING EXPERIENCE

2014-present	North Texas	Safeties
2006-13	Houston Texans	Defensive Backs
2006	Hamburg/NFL Europe	Defensive Backs
2004	Texas A&M-Commerce	Secondary



Chris Cosh

Defensive Coordinator

First Year ▶ Linebackers



Mike Grant

Assistant Coach

Fifth Year ▶ Wide Receivers/
Recruiting Coordinator

COSH'S COACHING EXPERIENCE

2015-Pres	North Texas	Defensive Coordinator/LBs
2014	Buffalo	Defensive Line
2012-13	South Florida	Defensive Coordinator
2009-11	Kansas State	Defensive Coordinator/LB's
2006-08	Maryland	Defensive Coordinator/LB's
2004-05	Kansas State	Linebackers
2003	South Carolina	Defensive Coordinator/LB's
1999-2002	South Carolina	Linebackers
1998	Michigan State	Linebackers/Recruiting Coordinator
1997	Maryland	Linebackers
1995-96	Illinois	Defensive Coordinator/LB's
1992-94	Illinois	Linebackers
1991	Minnesota	Defensive Line
1990	UNLV	Linebackers
1989	SE Missouri State	Defensive Coordinator
1985-88	Wisconsin-Oshkosh	Defensive Coordinator
1984	Minnesota	Graduate Assistant

GRANT'S COACHING EXPERIENCE

2011-Present	North Texas	Running Backs/Wide Receivers
2008-10	Western Michigan	Assistant HC/Wide Receivers
2007	Southern Miss	Wide Receivers
1998-06	Iowa State	Wide Receivers/Running Backs
1997	James Madison	Tight Ends/Wide Receivers
1994-97	Nebraska	Graduate Assistant



LaMarcus Hicks

Assistant Coach

Second Year ▶ Cornerbacks



Nick Quartaro

Assistant Head Coach

Fifth Year ▶ Tight Ends

HICKS' COACHING EXPERIENCE

2014-present	North Texas	Cornerbacks
2013	Concordia	Defensive Backs
2011-12	Truman High School (Michigan)	Defensive Coordinator

QUARTARO'S COACHING EXPERIENCE

2011-Present	North Texas	Wide Receivers/Tight Ends
2002-06	Kansas	Associate HC/Offensive Coordinator
1998-01	Iowa State	Assistant HC/Wide Receivers
1994-97	Fordham	Head Coach
1989-94	Kansas State	Associate HC/Tight Ends/Special Teams
1986-88	Drake	Head Coach
1981-85	Northwestern	Defensive Assistant/Special Teams
1980-81	Newhampton HS	Head Coach
1979	Hobart College	Wide Receivers
1978	Iowa	Graduate Assistant
1977	Hobart College	Defensive Backs



Kevin Patrick

Assistant Coach

Second Year ▶ Defensive Line



Tommy Perry

Assistant Coach

Third Year ▶ Running Backs/
Special Teams Coordinator

PATRICK'S COACHING EXPERIENCE

2014-present	North Texas	Defensive Line
2008-13	South Florida	Defensive Line
1996-98	South Florida	Defensive Ends

PERRY'S COACHING EXPERIENCE

2013-Present	North Texas	Running Backs/Special Teams
2009-12	South Alabama	Running Backs/Special Teams
2006-08	Alabama	Graduate Assistant
2006	Amsterdam Admirals (NFL Europe)	Strength & Conditioning
2004-05	Texas A&M-Commerce	Graduate Assistant
2004	Texas	Assistant Strength and Conditioning



PROFILES

↳ assistant coaches



**Mike
Simmonds**

Assistant Coach

Fifth Year ▶ Offensive Line



**Lewis
Caralla**

Strength Coach

First Year ▶ Strength Coach

SIMMONDS' COACHING EXPERIENCE

2011-Present	North Texas	Offensive Line
2010	Indiana State	Offensive Line
2007-09	South Florida	Offensive Line
2006	South Florida	Graduate Assistant
1998-05	Jefferson HS (Tampa)	Head Coach
1992-97	Hillsborough HS (Tampa)	Head Coach/OL

CARALLA'S COACHING EXPERIENCE

2015-Present	North Texas	Director of Football Performance
2012-14	Michigan	Asst. Strength and Conditioning
2011	Mississippi St.	Asst. Strength and Conditioning
2010-11	Georgia Tech	Asst. Strength and Conditioning
2009-10	Mississippi St.	Asst. Strength and Conditioning



**Scotty
Conley**

Director of Operations

Seventh Year ▶
Director of Operations

CONLEY'S COACHING EXPERIENCE

2009-Present	North Texas	Director of Football Operations
2004-09	Texas A&M-Commerce	Head Coach
2000-02	Navy	Special Teams/Linebackers
1996-00	Trinity Valley College	Head Coach
1993-96	Howard Payne	Special Teams/Defensive Backs
1990-93	Arkansas	Special Teams/Tight Ends/LBs
1989	Rice	Running Backs
1988	Tennessee	Running Backs
1987	Kansas	Linebackers
1982-86	Texas	Linebackers
1980-82	Texas A&M	Running Backs
1974-80	Plano Senior High (Texas)	Head Coach
1972-74	Mt. Vernon High School (Texas)	Head Coach



**Brandin
Byrd**

Graduate Assistant

First Year ▶ Defense

BYRD'S COACHING EXPERIENCE

2015-present North Texas
2014 West Virginia State

Graduate Assistant
Graduate Assistant



**Mason
Y'Barbo**

Graduate Assistant

First Year ▶ Defense

Y'BARBO'S COACHING EXPERIENCE

2015-present North Texas

Graduate Assistant



**Thomas
Sheffield**

Graduate Assistant

First Year ▶ Offense/Special Teams

SHEFFIELD'S COACHING EXPERIENCE

2015-present North Texas

Graduate Assistant



**Nic
Summerfield**

Graduate Assistant

First Year ▶ Offense

SUMMERFIELD'S COACHING EXPERIENCE

2015-Present North Texas
2013-14 North Texas

Graduate Assistant
Volunteer Assistant



PROFILES

↳ 2015 numerical roster

No.	Name	Pos.	Ht.	Wt.	Cl.	Exp.	Hometown (Previous School)
1	Smiley, Turner	WR	6-0	189	So.	1L	Frisco, Texas (Wakeland HS)
2	Rutherford, O'Keeron	WR	6-5	190	Fr.	RS	Carthage, Texas (Carthage HS)
3	Goree, Tee	WR	6-3	173	Fr.	RS	Carthage, Texas (Carthage HS)
3	Minor, Calvin	LB	6-3	213	So.	1L	Lewisville, Texas (Lewisville HS)
4	Kidsy, Darwin	WR	6-0	183	Jr.	2L	Missouri City, Texas (Elkins HS)
4	Moore, Jakii	DB	6-1	203	Jr.	TR	Tulsa, Oklahoma (UAB)
5	Dash, Matthew	DB	6-0	188	Sr.	SQ	Willingboro, New Jersey (LA Pierce JC)
5	McNulty, Andrew	QB	6-1	211	Sr.	2L	Iowa City, Iowa (Iowa City HS)
6	Ellis, Sed	LB	6-3	201	Jr.	2L	Paris, Texas (Paris HS)
7	Combs, Jareid	DE	6-3	258	Jr.	TR	Minneapolis, Minnesota (Iowa Central CC)
7	Means, Connor	QB	6-4	215	Fr.	RS	Deer Park, Texas (Deer Park HS)
8	Greer, Josh	QB	6-5	212	Jr.	1L	Arlington, Texas (Navarro JC)
8	Marshall, Jamal	DB	6-3	203	Sr.	3L	Missouri City, Texas (Fort Bend Elkins HS)
9	Harris, Carlos	WR	5-8	185	Sr.	3L	Frisco, Texas (Frisco HS)
10	Jackson, Rashad	DB	5-10	171	Jr.	TR	Missouri City, Texas (New Mexico)
10	Smith, DaMarcus	QB	6-1	216	Jr.	TR	Louisville, Kentucky (Butler CC)
11	Jackson, Vershad	DB	5-10	170	Jr.	TR	Missouri City, Texas (New Mexico)
11	Thompson, Thaddeous	WR	6-2	202	Jr.	TR	Cibolo, Texas (Scottsdale CC)
11	Wells, Sam	DB	6-0	193	Fr.	RS	Commerce, Texas (Commerce HS)
13	Cousins, Josh	QB	6-1	207	So.	TR	Argyle, Texas (Northeastern Oklahoma State)
13	Johnson, Tre	WR	5-6	153	Jr.	TR	San Antonio, Texas (Cisco JC)
13	Rhone, Kerrick	DB	5-10	180	Sr.	TR	Pflugerville, Texas (Kent State)
14	Fernandes, Cedric	DB	5-10	176	Fr.	RS	Arlington, Texas (Martin HS)
14	Loving, Chris	TE	6-4	258	Sr.	1L	Klein, Texas (Blinn CC)
15	Chumley, Caleb	QB	6-5	240	Fr.	HS	Longview, Texas (Pine Tree HS)
15	Tauaalo, T.J.	DT	6-2	287	Fr.	RS	Keller, Texas (Central HS)
16	Davis, Chad	DB	5-10	181	Jr.	2L	Richmond, Texas (Bush HS)
16	Grimm, Nate	WR	6-4	207	Fr.	RS	Cedar Park, Texas (New Mexico St.)
17	Finney Cortney	LB	5-11	220	Jr.	TR	Bay City, Texas (Trinity Valley CC)
18	Smith, Marcus	TE	6-4	242	Sr.	2L	San Antonio, Texas (Warren HS)
19	Schilleci, John	DB	6-0	201	Jr.	2L	Denton, Texas (Guyer HS)
19	Shanbour, Quinn	QB	6-0	191	So.	SQ	Oklahoma City, Oklahoma (Heritage Hall HS)
20	Rollins, Rex	RB	6-1	206	Jr.	1L	Tyler, Texas (Chapel Hill HS)
21	Gray, James	DB	6-0	190	Jr.	TR	Atlanta, Georgia (Fort Scott CC)
22	Jimmerson, Antoinne	RB	5-9	220	Sr.	3L	Dallas, Texas (DeSoto HS)
23	McClain, Kishawn	DB	5-11	201	So.	1L	Rosenberg, Texas (Terry HS)
25	Tucker, Andrew	RB	6-0	203	So.	1L	Tyler, Texas (Chapel Hill HS)
26	Wilson, Jeffrey	RB	6-0	195	So.	1L	Elkhart, Texas (Elkhart HS)
27	Bean, Blake	LB	6-1	223	Sr.	TR	El Dorado, Kansas (Buffalo)
29	Ivery, Willy	RB	5-9	185	So.	SQ	Sulphur Springs, Texas (Sulphur Springs HS)
29	Strauss, Garrett	DB	6-0	195	Fr.	HS	San Antonio, Texas (Reagan HS)
30	Moore, Trevor	K	5-11	194	So.	1L	Edmond, Oklahoma (Edmond North HS)
30	Roberts, Jarrian	DE	6-2	252	Jr.	1L	Clarksville, Texas (Clarksville HS)
31	Buyers, Kenny	DB	5-11	185	Sr.	2L	Hurst, Texas (L.D. Bell HS)
31	Shields, Tim	WR	5-7	174	Jr.	TR	Dallas, Texas (Tyler JC)
32	Ezzard, A.J.	RB	5-10	207	Fr.	RS	Southlake, Texas (Carroll HS)
32	Scott, Fred	LB	5-11	233	Jr.	1L	Kennedale, Texas (Kennedale HS)
34	Brooks, Nate	DB	6-0	170	Fr.	HS	Whitehouse, Texas (Whitehouse HS)
34	Porter, Marcell	RB	5-7	177	So.	TR	Abilene, Texas (West Texas A&M)
36	Maki, Cannon	FB	6-0	230	Fr.	RS	Fort Worth, Texas (All Saints HS)
36	Montgomery, Jalen	LB	5-11	217	So.	SQ	Mesquite, Texas (Mesquite HS)
37	Davis, Connor	WR	5-10	193	Jr.	TR	Grapevine, Texas (Texas Lutheran)
37	Garner, Brandon	LB	5-11	225	Fr.	RS	Mansfield, Texas (Timberview HS)
38	Jones, Andrew	DB	6-1	173	Fr.	RS	Mesquite, Texas (North Mesquite HS)
39	Lynn, Jarrod	TE	6-0	244	Sr.	1L	Grapevine, Texas (Grapevine HS)

PROFILES

↳ 2015 numerical roster



No.	Name	Pos.	Ht.	Wt.	Cl.	Exp.	Hometown (Previous School)
39	Robinson, Taylor	DB	5-11	191	Fr.	HS	Keller, Texas (Central HS)
40	Macek, Blake	P	5-11	190	Jr.	2L	Sulphur Springs, Texas (Sulphur Springs HS)
41	Preston, Ashton	DB	5-10	183	Fr.	HS	Edmond, Oklahoma (Santa Fe HS)
42	Polk, Chad	DE	6-0	231	Sr.	3L	Dallas, Texas (Woodrow Wilson HS)
43	Wallace, Anthony	LB	6-0	227	Sr.	1L	Dallas, Texas (Oregon)
44	Moore, Sid	DL	6-1	261	So.	1L	Van, Texas (Van HS)
46	Smith, A.J.	LB	6-2	225	Sr.	SQ	Miami, Oklahoma (NE Oklahoma A&M)
47	Johnson, Terrance	DL	6-4	257	Fr.	RS	Round Rock, Texas (McNeil HS)
48	Wallace, Sir Calvin	DT	6-2	308	Jr.	1L	Tyler, Texas (Chapel Hill HS)
49	Young, Roderick	DT	6-1	287	Fr.	HS	Spring, Texas (DeKaney HS)
50	Kirby, Kaydon	OL	6-3	320	Jr.	2L	Flower Mound, Texas (Flower Mound HS)
50	Smith, Dakota	DE	6-4	234	Jr.	TR	Plano, Texas (Trinity Valley CC)
51	Davis, Jake	DS	6-0	210	Fr.	RS	Katy, Texas (Seven Lakes HS)
51	McNair, Darrien	LB	6-3	211	Fr.	HS	Ocala, Florida (Trinity Catholic HS)
52	Schwartz, Braelon	LB	6-0	226	So.	RS	Arlington, Texas (Stephen F. Austin)
53	LeMasters, William	LB	6-2	213	Fr.	HS	Dallas, Texas (Parish Episcopal HS)
54	Barr, Creighton	OL	6-3	302	Fr.	HS	Flower Mound, Texas (Marcus HS)
56	Dilonga, Malik	DE	6-4	264	Jr.	1L	Cedar Hill, Texas (Trinity Christian School)
57	Garror, Joustin	LB	5-11	223	Jr.	TR	Mobile, Alabama (Baker HS)
57	Santos, Bernie	OL	6-3	320	Fr.	HS	Denton, Texas (Guyer HS)
58	Johnson, Tony	DS	6-1	216	Jr.	1L	Fort Worth, Texas (South Grand Prairie HS)
60	Fortenberry, Avery	OL	6-5	297	Fr.	RS	Era, Texas (Era HS)
64	Rice, Sam	OL	6-4	297	Jr.	TR	Coppell, Texas (SMU)
65	Thompson, Micah	OL	6-4	300	Sr.	2L	Jones, Oklahoma (Jones HS)
66	Banogu, Michael	OL	6-5	299	Sr.	SQ	McKinney, Texas (Prosper HS)
67	Miles, Chris	OL	6-4	299	Fr.	RS	Flower Mound, Texas (Flower Mound HS)
68	Munden, Chett	OL	6-5	305	Fr.	HS	Marshall, Texas (Marshall HS)
70	Keenan, Trey	OL	6-5	272	Jr.	TR	Argyle, Texas (Texas Tech)
71	Murray, Jordan	OL	6-9	360	Fr.	HS	Coppell, Texas (Coppell HS)
72	Rentfro, Ryan	OL	6-4	314	Jr.	1L	Flower Mound, Texas (Marcus HS)
73	Gunter, Garrett	OL	6-4	293	Jr.	TR	Spring Branch, Texas (Trinity Valley CC)
74	Siegert, Jordan	OL	6-5	313	Fr.	HS	Cedar Park, Texas (Cedar Park HS)
76	Sorge, Harrison	OL	6-5	311	So.	SQ	Wichita Falls, Texas (Rider HS)
77	Woodworth, Elex	OL	6-4	284	Fr.	HS	Mesquite, Texas (Horn HS)
78	Trussell, Connor	OL	6-5	303	Jr.	SQ	Arlington, Texas (Martin HS)
79	Walker, Dominick	OL	6-5	294	So.	SQ	Sugar Land, Texas (Austin HS)
80	Bendy, Rodney	WR	6-5	196	Fr.	HS	Tyler, Texas (John Tyler HS)
81	Khan, Daniel	WR	5-11	180	Fr.	RS	Sherman Oaks, California (Notre Dame HS)
82	Bradley II, D'Aundrey	WR	6-2	180	Fr.	HS	Cedar Hill, Texas (Cedar Hill HS)
83	Culberson, Gavin	WR	5-11	188	Fr.	HS	Magnolia, Texas (Magnolia HS)
84	Keena, Eric	P	6-2	175	Jr.	1L	Keller, Texas (Sunrise Mountain HS)
85	Ebozue, B.J.	WR	5-11	197	So.	TR	Grand Prairie, Texas (Evangel University)
86	Dillman, Kevin	TE	6-4	249	Fr.	HS	Denton, Texas (Guyer HS)
87	Smith, Kelvin	TE	6-2	252	Fr.	HS	Spring, Texas (DeKaney HS)
88	Reinhardt, Wylie	TE	6-4	261	So.	SQ	Saginaw, Texas (Saginaw HS)
89	Robinson, Willie	WR	6-0	185	Jr.	TR	Fort Worth, Texas (Tyler JC)
90	Johnson, Tillman	DE	6-1	248	So.	1L	Round Rock, Texas (McNeil HS)
91	Orr, Austin	DT	6-4	264	Sr.	2L	Seabrook, Texas (Clear Lake HS)
92	Enterline, Trey	DS	6-3	225	Jr.	SQ	Arlington, Texas (Martin HS)
93	Combes, Julius	DT	6-1	313	Fr.	HS	Washington, D.C. (DeMatha HS)
94	Haboul, Mustafa	DT	6-0	265	Jr.	SQ	Arlington, Texas (Martin HS)
95	Howard, Eli	DE	6-4	247	Fr.	HS	San Angelo, Texas (Central HS)
97	Harrison, DeMikal	DT	6-3	324	Fr.	HS	Midwest City, Oklahoma (Midwest HS)
98	Wegmann, R.D.	DT	6-3	265	Fr.	HS	Wichita Falls, Texas (Rider HS)
99	Flusche, Andy	DE	6-3	259	So.	1L	Muenster, Texas (Muenster HS)



PROFILES

↳ 2015 alphabetical roster

No.	Name	Pos.	Ht.	Wt.	Cl.	Exp.	Hometown (Previous School)
66	Banogu, Michael	OL	6-5	299	Sr.	SQ	McKinney, Texas (Prosper HS)
54	Barr, Creighton	OL	6-3	302	Fr.	HS	Flower Mount, Texas (Marcus HS)
27	Bean, Blake	LB	6-1	223	Sr.	TR	El Dorado, Kansas (Buffalo)
80	Bendy, Rodney	WR	6-5	196	Fr.	HS	Tyler, Texas (John Tyler HS)
82	Bradley II, D'Aundrey	WR	6-2	180	Fr.	HS	Cedar Hill, Texas (Cedar Hill HS)
34	Brooks, Nate	DB	6-0	170	Fr.	HS	Whitehouse, Texas (Whitehouse HS)
31	Buyers, Kenny	DB	5-11	185	Sr.	2L	Hurst, Texas (LD. Bell HS)
15	Chumley, Caleb	QB	6-5	240	Fr.	HS	Longview, Texas (Pine Tree HS)
93	Combes, Julius	DT	6-1	313	Fr.	HS	Washington, D.C. (DeMatha HS)
7	Combs, Jareid	DE	6-3	258	Jr.	TR	Minneapolis, Minnesota (Iowa Central CC)
13	Cousins, Josh	QB	6-1	207	So.	SQ	Argyle, Texas (Northeastern Oklahoma State)
83	Culbertson, Gavin	WR	5-11	188	Fr.	HS	Magnolia, Texas (Magnolia HS)
5	Dash, Matthew	DB	6-0	188	Sr.	SQ	Willingboro, New Jersey (LA Pierce JC)
16	Davis, Chad	DB	5-10	181	Jr.	2L	Richmond, Texas (Bush HS)
37	Davis, Connor	WR	5-10	193	Jr.	TR	Grapevine, Texas (Texas Lutheran)
51	Davis, Jake	DS	6-0	210	Fr.	RS	Katy, Texas (Seven Lakes HS)
86	Dillman, Kevin	TE	6-4	249	Fr.	HS	Denton, Texas (Guyer HS)
56	Dilonga, Malik	DE	6-4	264	Jr.	1L	Cedar Hill, Texas (Trinity Christian School)
85	Ebozue, B.J.	WR	5-11	197	So.	TR	Grand Prairie, Texas (Evangel University)
6	Ellis, Sed	LB	6-3	201	Jr.	2L	Paris, Texas (Paris HS)
92	Enterline, Trey	DS	6-3	225	Jr.	SQ	Arlington, Texas (Martin HS)
32	Ezzard, A.J.	RB	5-10	207	Fr.	RS	Southlake, Texas (Carroll HS)
14	Fernandes, Cedric	DB	5-10	176	Fr.	RS	Arlington, Texas (Martin HS)
17	Finney Cortney	LB	5-11	220	Jr.	TR	Bay City, Texas (Trinity Valley CC)
99	Flusche, Andy	DE	6-3	259	So.	1L	Muenster, Texas (Muenster HS)
60	Fortenberry, Avery	OL	6-5	297	Fr.	RS	Era, Texas (Era HS)
37	Garner, Brandon	LB	5-11	225	Fr.	RS	Mansfield, Texas (Timberview HS)
57	Garror, Joustin	LB	5-11	223	Jr.	TR	Mobile, Alabama (Baker HS)
3	Goree, Tee	WR	6-3	173	Fr.	RS	Carthage, Texas (Carthage HS)
21	Gray, James	DB	6-0	190	Jr.	TR	Atlanta, Georgia (Fort Scott CC)
8	Greer, Josh	QB	6-5	212	Jr.	1L	Arlington, Texas (Navarro JC)
16	Grimm, Nate	WR	6-4	207	Fr.	RS	Cedar Park, Texas (New Mexico St.)
73	Gunter, Garrett	OL	6-4	293	Jr.	TR	Spring Branch, TX (Trinity Valley CC)
94	Haboul, Mustafa	DT	6-0	265	Jr.	SQ	Arlington, Texas (Martin HS)
9	Harris, Carlos	WR	5-8	185	Sr.	3L	Frisco, Texas (Frisco HS)
97	Harrison, DeMikal	DT	6-3	324	Fr.	HS	Midwest City, Oklahoma (Midwest HS)
95	Howard, Eli	DE	6-4	247	Fr.	HS	San Angelo, Texas (Central HS)
29	Ivery, Willy	RB	5-9	185	So.	SQ	Sulphur Springs, Texas (Sulphur Springs HS)
10	Jackson, Rashad	DB	5-10	171	Jr.	TR	Missouri City, Texas (New Mexico)
11	Jackson, Vershad	DB	5-10	170	Jr.	TR	Missouri City, Texas (New Mexico)
22	Jimmerson, Antoine	RB	5-9	220	Sr.	3L	Dallas, Texas (DeSoto HS)
47	Johnson, Terrance	DL	6-4	257	Fr.	RS	Round Rock, Texas (McNeil HS)
90	Johnson, Tillman	DE	6-1	248	So.	1L	Round Rock, Texas (McNeil HS)
58	Johnson, Tony	DS	6-1	216	Jr.	1L	Fort Worth, Texas (South Grand Prairie HS)
13	Johnson, Tre	WR	5-6	153	Jr.	TR	San Antonio, Texas (Cisco JC)
38	Jones, Andrew	DB	6-1	173	Fr.	RS	Mesquite, Texas (North Mesquite HS)
84	Keena, Eric	P	6-2	175	Jr.	1L	Keller, Texas (Sunrise Mountain HS)
70	Keenan, Trey	OL	6-5	272	Jr.	TR	Argyle, Texas (Texas Tech)
81	Khan, Daniel	WR	5-11	180	Fr.	RS	Sherman Oaks, California (Notre Dame HS)
4	Kidsy, Darwin	WR	6-0	183	Jr.	2L	Missouri City, Texas (Elkins HS)
50	Kirby, Kaydon	OL	6-3	320	Jr.	2L	Flower Mount, Texas (Flower Mount HS)
53	LeMasters, William	LB	6-2	213	Fr.	HS	Dallas, Texas (Parish Episcopal HS)
14	Loving, Chris	TE	6-4	258	Sr.	1L	Klein, Texas (Blinn CC)
39	Lynn, Jarrod	TE	6-0	244	Sr.	1L	Grapevine, Texas (Grapevine HS)
40	Macek, Blake	P	5-11	190	Jr.	2L	Sulphur Springs, Texas (Sulphur Springs HS)
36	Maki, Cannon	FB	6-0	230	Fr.	RS	Fort Worth, Texas (All Saints HS)

PROFILES

↳ 2015 alphabetical roster




8	Marshall, Jamal	DB	6-3	203	Sr.	3L	Missouri City, Texas (Fort Bend Elkins HS)
23	McClain, Kishawn	DB	5-11	201	So.	1L	Rosenberg, Texas (Terry HS)
51	McNair, Darrien	LB	6-3	211	Fr.	HS	Ocala, Florida (Trinity Catholic HS)
5	McNulty, Andrew	QB	6-1	211	Sr.	2L	Iowa City, Iowa (Iowa City HS)
7	Means, Connor	QB	6-4	215	Fr.	RS	Deer Park, Texas (Deer Park HS)
67	Miles, Chris	OL	6-4	299	Fr.	RS	Flower Mound, Texas (Flower Mound HS)
3	Minor, Calvin	LB	6-3	213	So.	1L	Lewisville, Texas (Lewisville HS)
36	Montgomery, Jalen	LB	5-11	217	So.	SQ	Mesquite, Texas (Mesquite HS)
4	Moore, Jakii	DB	6-1	193	Jr.	TR	Tulsa, Oklahoma (UAB)
44	Moore, Sid	DL	6-1	261	So.	1L	Van, Texas (Van HS)
30	Moore, Trevor	K	5-11	194	So.	1L	Edmond, Oklahoma (Edmond North HS)
68	Munden, Chett	OL	6-5	305	Fr.	HS	Marshall, Texas (Marshall HS)
71	Murray, Jordan	OL	6-9	360	Fr.	HS	Coppell, Texas (Coppell HS)
91	Orr, Austin	DT	6-4	264	Sr.	2L	Seabrook, Texas (Clear Lake HS)
42	Polk, Chad	DE	6-0	231	Sr.	3L	Dallas, Texas (Woodrow Wilson HS)
34	Porter, Marcell	RB	5-7	177	So.	TR	Abilene, Texas (West Texas A&M)
41	Preston, Ashton	DB	5-10	183	Fr.	HS	Edmond, Oklahoma (Santa Fe HS)
88	Reinhardt, Wylie	TE	6-4	261	So.	SQ	Saginaw, Texas (Saginaw HS)
72	Rentfro, Ryan	OL	6-4	314	Jr.	1L	Flower Mound, Texas (Marcus HS)
13	Rhone, Kerrick	DB	5-10	180	Sr.	TR	Pflugerville, Texas (Kent State)
64	Rice, Sam	OL	6-4	297	Jr.	TR	Coppell, Texas (SMU)
30	Roberts, Jarrian	DE	6-2	252	Jr.	1L	Clarksville, Texas (Clarksville HS)
39	Robinson, Taylor	DB	5-11	191	Fr.	HS	Keller, Texas (Central HS)
89	Robinson, Willie	WR	6-0	185	Jr.	TR	Fort Worth, Texas (Tyler JC)
20	Rollins, Rex	RB	6-1	206	Jr.	1L	Tyler, Texas (Chapel Hill HS)
2	Rutherford, O'Keeron	WR	6-5	190	Fr.	RS	Carthage, Texas (Carthage HS)
57	Santos, Bernie	OL	6-3	320	Fr.	HS	Denton, Texas (Guyer HS)
19	Schilleci, John	DB	6-0	201	Jr.	2L	Denton, Texas (Guyer HS)
52	Schwartz, Braelon	LB	6-0	226	So.	RS	Arlington, Texas (Stephen F. Austin)
32	Scott, Fred	LB	5-11	233	Jr.	1L	Kennedale, Texas (Kennedale HS)
19	Shanbour, Quinn	QB	6-0	191	So.	SQ	Oklahoma City, Oklahoma (Heritage Hall HS)
31	Shields, Tim	WR	5-7	174	Jr.	TR	Dallas, Texas (Tyler JC)
74	Siegert, Jordan	OL	6-5	313	Fr.	HS	Cedar Park, Texas (Cedar Park HS)
1	Smiley, Turner	WR	6-0	189	So.	1L	Frisco, Texas (Wakeland HS)
46	Smith, A.J.	LB	6-2	225	Sr.	SQ	Miami, Oklahoma (NE Oklahoma A&M)
50	Smith, Dakota	DE	6-4	234	Jr.	TR	Plano, Texas (Trinity Valley CC)
10	Smith, DaMarcus	QB	6-1	216	Jr.	TR	Louisville, Kentucky (Butler CC)
87	Smith, Kelvin	TE	6-2	252	Fr.	HS	Spring, Texas (DeKaney HS)
18	Smith, Marcus	TE	6-4	242	Sr.	2L	San Antonio, Texas (Warren HS)
76	Sorge, Harrison	OL	6-5	311	So.	SQ	Wichita Falls, Texas (Rider HS)
29	Strauss, Garrett	DB	6-0	195	Fr.	HS	San Antonio, Texas (Reagan HS)
15	Tauaalo, T.J.	DT	6-2	287	Fr.	RS	Keller, Texas (Central HS)
65	Thompson, Micah	OL	6-4	300	Sr.	2L	Jones, Oklahoma (Jones HS)
11	Thompson, Thaddeous	WR	6-2	202	Jr.	TR	Cibolo, Texas (Scottsdale CC)
78	Trussell, Connor	OL	6-5	303	Jr.	SQ	Arlington, Texas (Martin HS)
25	Tucker, Andrew	RB	6-0	203	So.	1L	Tyler, Texas (Chapel Hill HS)
79	Walker, Dominick	OL	6-5	294	So.	SQ	Sugar Land, Texas (Austin HS)
43	Wallace, Anthony	LB	6-0	227	Sr.	1L	Dallas, Texas (Oregon)
48	Wallace, Sir Calvin	DT	6-2	308	Jr.	1L	Tyler, Texas (Chapel Hill HS)
98	Wegmann, R.D.	DT	6-3	265	Fr.	HS	Wichita Falls, Texas (Rider HS)
11	Wells, Sam	DB	6-0	193	Fr.	RS	Commerce, Texas (Commerce HS)
26	Wilson, Jeffrey	RB	6-0	195	So.	1L	Elkhart, Texas (Elkhart HS)
77	Woodworth, Elex	OL	6-4	284	Fr.	HS	Mesquite, Texas (Horn HS)
49	Young, Roderick	DT	6-1	287	Fr.	HS	Spring, Texas (DeKaney HS)



PROFILES

↳ player bios



66 Michael Banogu

Offensive Line

Sr. ▶ 6-5 ▶ 299
McKinney, TX ▶ Prosper HS

2014

- Made his first career starts in the final two games of the year in 2014

- Played in five games

High School

- Lettered his senior year at Prosper High School
- Was named all-district that same season



27 Blake Bean

Linebacker

Sr. ▶ 6-1 ▶ 223
El Dorado, KS ▶ Buffalo

2014

- Sat out after transferring from Buffalo

Junior College

- In his two seasons with Butler, the Grizzlies

went 22-2 and lost in the national championship game in 2012

- Led the Grizzlies with 113 tackles
- Had 11 tackles for loss, two sacks, an interception, a forced fumble and a fumble recovery
- Was named to the 2012 KJCCC All-Conference Second Team
- Had a 4.0 grade point average while at Butler

High School

- Was an outstanding high school wrestler, winning a state championship as a junior in Oklahoma, before moving to Kansas for his senior year and winning the state championship there



31 Kenny Buyers

Defensive Back

Sr. ▶ 5-11 ▶ 185
Hurst, TX ▶ L.D. Bell HS

2014

- Was North Texas' fourth-leading tackler with 55 total tackles, three TFL and two interceptions in 2014

- Was a team captain
- Picked off his first pass of the year and returned it 43 yards to seal NT win over FAU
- Recorded five total tackles and one pass breakup against LA Tech
- Made five total tackles, four solo and one assisted, against SMU, including one tackle for loss
- Led North Texas with seven solo tackles, including one tackle for loss, against Texas

2013

- Named honorable mention all-conference at defensive back
- Started 11 games and was the fifth-leading tackler for North Texas with 78
- Grabbed the game-clinching interception against UNLV in the Heart of Dallas Bowl and had seven tackles
- Had three interceptions and five PBU's
- Had 4.5 tackles for loss and 2.0 sacks to go along with two fumble recoveries
- Recorded his first career interception against Ohio and returned it for 22 yards
- Had a career-high 10 tackles at No. 9 Georgia and again in the win over Rice
- Put up five games of nine or more tackles
- Had a fumble recovery against Ball State and Georgia
- Set a career high with 1.5 tackles for loss in the win at Tulsa

2012

- Played in 11 games in the North Texas secondary and made 15 tackles and one PBU on the year as a walk-on
- Had at least one tackle in eight games in 2012
- Made a season-high six tackles in the win at Florida Atlantic

High School

- Named first team all-district in 2010 and 2011
- Received honorable mention all-state honors in 2011
- Had 120 tackles, six tackles-for-loss, one sack and forced two fumbles in 2011
- Named team defensive MVP in 2011
- Made 111 tackles, three forced fumbles and one interception in 2010
- Caught 12 passes for 185 yards and a touchdown in 2010
- Named team MVP in 2010
- Made 55 tackles, picked off four passes and forced a fumble in 2009, on the way to an honorable mention all-district season as a sophomore
- Lettered three years
- Named a team captain in 2010 and 2011

BUYERS'S CAREER STATS

Year	G	ST	AT	TT	TFL	Sacks	FR	FF	Int	PBU
2012	11	10	5	15	0.0	0.0	0	0	0	1
2013	13	55	23	78	4.5	2.0	2	0	3	5
2014	12	37	18	55	3.0	0.0	0	0	2	3
Career	24	102	46	148	7.5	2.0	2	0	5	9



16 Chad Davis

Defensive Back

Jr. ▶ 5-10 ▶ 181
Richmond, TX ▶ Bush HS

2014

- Played in 11 games while recording seven tackles, an interception and two pass breakups

2013

- Saw action in 10 games as a freshman
- Made three total tackles
- Had two tackles in the win over UTEP and one tackle at Georgia

High School

- Had six interceptions and was named to the District 23-5A first-team in 2012
- Rated a three-star recruit by Rivals.com
- Ranked the 106th best player in Texas by ESPN.com after receiving three-stars and a scouting grade of 77
- ESPN ranked Davis as the 51st best cornerback in the nation
- Ranked as one of Houston's top-100 recruits by the Houston Chronicle
- Dave Campbell's Texas Football named Davis one of the top-25 defensive backs in the state
- VYPE Magazine named Davis to the Greater Houston Area Top-100
- Had 42 tackles six interceptions and five passes broken up as a senior.
- As a junior, Davis had 35 tackles and 10 passes broke up and was a unanimous first-team all-district player
- A multi-sport star, Davis was a member of the 4X200 relay team that finished third in the state and had the nation's fourth-fastest time

DAVIS' CAREER STATS

Year	G	ST	AT	TT	TFL	Sacks	FR	FF	Int	PBU
2013	10	2	1	3	0.0	0.0	0	0	0	0
2014	11	5	2	7	0.0	0.0	0	0	1	2
Career	21	7	3	10	0.0	0.0	0	0	1	2



56 Malik Dilonga

Defensive End

Jr. ▶ 6-4 ▶ 264
Cedar Hill, TX ▶ Trinity Christian HS

2014

- Saw action in 11 games, recording 15 tackles, a pass breakup and three TFL including two sacks
- Recorded four tackles and a sack in win over Nicholls
- Made his presence felt with three tackles, a pass breakup and a sack against LA Tech

2013

- Did not see any action

2012

- Redshirted

High School

- Rated a three-star recruit by ESPN.com
- Was a two-time first-team TAPPS Division II, District 2 selection his junior season and senior season
- As a senior he recorded 3.5 sacks and had 14 tackles
- Had 45 tackles, four passes broken up, and three sacks as a junior
- Rated as the 87th ranked defensive end in Texas.



6 Sed Ellis

Linebacker

Jr. ▶ 6-3 ▶ 201
Paris, TX ▶ Paris HS

2014

- Started six games, recording 23 tackles, one TFL and a fumble recovery
- Made five tackles against Indiana
- Recorded four tackles and blocked a pass in win versus Nicholls

2013

- Played in 10 games as a true freshman
- Made six tackles and forced one fumble against MTSU
- Has two tackles against MTSU, Rice and Tulsa

High School

- Was a two-time all-district selection
- Was named to the 15-3A first-team as a senior after racking up 45 tackles, 18 tackles for a loss, three sacks, one forced fumble and one fumble recovery
- Was named to the first team-all-district
- Earned second-team all-district 15-3A honors as a junior
- In 2011, Ellis had 49 tackles, 14 tackles for a loss, two forced fumbles, one sack, one fumble recovery and one defensive touchdown
- A multi-sport star, Ellis ran a 21.60 200-meter dash and finished third at the regional track meet in 2012

ELLIS'S CAREER STATS

Year	G	ST	AT	TT	TFL	Sacks	FR	FF	Int	PBU
2013	10	3	3	6	0.0	0.0	0	1	0	0
2014	12	13	10	23	1.0	0.0	1	0	0	1
Career	22	16	13	29	1.0	0.0	1	1	0	1



PROFILES

↳ player bios



3 Tee Goree


Wide Receiver

Fr. ▶ 6-3 ▶ 173
Carthage, TX ▶ Carthage HS

2014
• Redshirted

High School

- Rated a three-star recruit by ESPN.com, Scout.com, 247Sports.com and Rivals.com
- Was named to MaxPreps.com All-American team after leading Carthage to a state title
- Was named to the Class 3A AP first-team all-state
- Was named to Dave Campbell's All-Texas High School first-team offense
- Named to the ETSN.fm East Texas Super Team first-team
- Made 89 catches for 1,744 yards with 28 touchdowns, all of which were school records and was a District 20-3A first-team selection
- His 28 touchdowns tied him for the fifth most in a single season in state history
- Led East Texas in receptions, receiving yards and receiving touchdowns in 2013
- Holds the school records in career receptions, single-season receiving yards, career receiving yards, single-season touchdown catches, and career touchdown catches
- In 2012, Goree made 66 catches for 1,261 yards and 16 touchdowns
- Finished his high school career with 160 catches, 3,078 receiving yards and 44 touchdowns



94 Mustafa Haboul

Defensive Tackle

Jr. ▶ 6-4 ▶ 265
Arlington, TX ▶ Martin HS

2014
• Saw action in four games and assisted in three tackles

2013
• Redshirted

2012
• Did not see any action

High School

- Was first-team all-district 4-5A
- Dallas Morning News named him Player of the Week following a 19-7 win over Euless Trinity, in which Haboul had five tackles going against Hiva Lutui, a four-star offensive linemen rated one of the best in Texas
- Did not play football until his freshman year
- Started as a sophomore
- Had eight sacks, 49 tackles, and a fumble return for a touchdown in 2011
- In his junior year, he had 18 tackles, six tackles for loss, one sack and three fumble recoveries
- Was used on offense in short-yardage situations and scored a touchdown and a two-point conversion
- Also member of the Martin track and field team, competing in shot put and discus.



8 Josh Greer

Quarterback

Jr. ▶ 6-5 ▶ 212
Arlington, TX ▶ Navarro JC

2014
• Saw action in three games, going 24-50 and throwing for 171 yards

- Led North Texas to a 43-6 win over SMU, going 9-12 for 86 yards, with a long completion of 20 yards
- Rushed for a five-yard touchdown vs. La Tech

Navarro JC

- Threw for 1,205 yards and eight touchdowns in six games at Navarro College in 2013
- Led Navarro to a 56-45 victory over Trinity Valley in the SWJCFC championship game by throwing for 253 yards and a score.

High School

- Was a first-team all-district 4-5A quarterback in 2011, passing for 2,691 yards and 24 touchdowns.
- Set a school record for passing yards in a single game with 448 yards.

GREER'S CAREER STATS

Year	G	ATT	Comp	INT	PCT	Yards	TD	LG	EFF
2014	3	50	24	2	48.0	171	0	23	68.73
Career	3	50	24	2	48.0	171	0	23	68.73



9 Carlos Harris

Wide Receiver

Sr. ▶ 5-8 ▶ 185
Frisco, TX ▶ Frisco HS

2014

- Named to honorable mention all-conference by C-USA

- Was second in Conference USA in receptions per game, fourth in receiving yards per game and seventh in all-purpose yards in 2014
- Was NT's leading receiver in 2014 with 863 yards on 70 receptions and three touchdowns
- Named Conference USA offensive player of the week for his efforts versus Southern Miss
- Caught 10 passes for 131 yards in season finale vs. UTSA
- Hauled in two touchdowns, one on a one-yard sweep and the other on a 51-yard reception, on the road against Rice
- Had a career-high 15 catches for 216 yards against Southern Miss
- Brought in 11 catches for 120 yards and a touchdown versus Indiana
- Caught three passes for 80 yards in loss to UAB
- Led the Mean Green with 43 yards receiving on six catches.
- Led North Texas with four catches for 36 yards in win against SMU
- Led team with four catches for 37 yards in LA Tech game
- Led NT for third straight week with five catches for 69 yards vs. Nicholls

2013

- Was the third-leading receiver for North Texas with a career-high 47 catches and 553 yards
- Had two touchdown grabs and notched three catches or more in 11 games
- Made three catches for 34 yards in the Heart of Dallas Bowl win over UNLV
- Had a season-high seven catches for 87 yards at Southern Miss
- Made three catches for 55 yards with a TD at Ohio
- Recorded six catches against Ball State and Tulane
- Had one kickoff return for 24 yards and three punt returns

2012

- Was the fourth-leading receiver as a freshman
- Recorded the most receiving yards by a freshman since 2009 with 263 yards
- Had a 100-yard receiving game when he made eight catches for 128 yards against ULM
- In the final five games of the year, Harris averaged 52.6 yards a game receiving and just under four catches a game
- Made four catches for 52 yards against Arkansas State in his first career start
- Made his first career catch at MTSU, which went for a touchdown

High School

- Rushed for over 1,700 yards at Frisco High School
- Named the Dallas Morning News Player of the Week for September 12 after rushing for 446 yards and seven touchdowns in a game
- Finished the season with 1,722 yards rushing and 21 touchdowns
- Had two receiving touchdowns and finished the year with a total of 24 TD's
- As a junior Harris rushed for 713 yards and eight touchdowns, had 10 receptions for 82 yards, and threw for 201 yards and three touchdowns
- Was the District 9-4A Sophomore of the Year in 2009



29 Willy Ivery

Running Back

So. ▶ 5-9 ▶ 185
Sulphur Springs, TX ▶ Sulphur Springs HS

2014

- Played in six games, caught a 14-yard pass for a touchdown and ran the ball six times during

the season

High School

- Rated a three-star recruit by Rivals.com, Scout.com and 247Sports.com
- Was a dual-threat player who totaled 4,630 yards of offense during his career (2,653 rushing, 1,977 receiving) and 76 touchdowns
- As a senior Ivery rushed for 1,673 yards and 27 touchdowns to go along with 386 yards receiving and five touchdowns
- Named the District 14-4A Offensive MVP his senior season
- Finished the season with 2,059 yards of total offense and 32 touchdowns
- Was named to the Class 4A AP second-team all-state
- As a junior, Ivery was the District 14-4A MVP as he rushed for 914 yards and 22 touchdowns
- Made 54 receptions for 674 yards and six touchdowns along with a return touchdown, giving him a total of 29 TDs in 2012
- Was a first-team all-district player as a junior as a wide receiver
- As a sophomore, Ivery made 46 catches for 917 yards and 13 touchdowns


HARRIS'S CAREER RECEIVING STATS

Year	G	Rec.	Yards	Avg.	TD	LG
2012	12	19	263	13.8	1	33
2013	13	47	553	11.8	2	42
2014	12	70	863	12.3	3	51
Career	37	136	1,697	12.3	6	51



PROFILES

↳ player bios



22 Antoine Jimmerson

Running Back

Sr. ▶ 5-9 ▶ 220
Dallas, TX ▶ DeSoto HS

2014

- Led North Texas in rushing with 589 yards on 120 attempts and five touchdowns despite play-

ing in only 11 games

- Had 111 rushing yards and ran for a season-long 41-yard TD in win over FAU
- Rushed for a touchdown in his first start of the season versus Southern Miss
- Rushed for 104 yards and a touchdown versus UAB
- Rushed 12 times for 83 yards against Indiana
- Recorded a rushing touchdown in the first two home games of the season

2013

- Was the second-leading rusher for North Texas with 446 yards and seven TDs
- Rushed for a touchdown in the Heart of Dallas Bowl win over UNLV
- Had two touchdowns in the NT win over Rice, a 42 yard run and a 46-yard reception for scores
- Ran for a season-high 85 yards and two touchdowns in the victory over Tulsa
- Had four runs of over 20 yards and a season-high run of 42 yards
- Ran for 72 yards against MTSU
- Was the third-leading scorer for NT with eight total touchdowns

2012

- Rushed for the most yards by a freshman at North Texas since 2004 with 544 yards in 2012
- Led North Texas with five rushing touchdowns and a total of eight touchdowns
- Finished with 749 all-purpose yards
- Rushed for 35 yards and had two catches against Arkansas State
- Had 85 yards and one rushing touchdown against Middle Tennessee
- In the win against Louisiana-Lafayette, Jimmerson had two receptions, both which resulted in touchdowns to swing the game
- Scored the game-winning touchdown on a 78-yard screen pass with less than two minutes in the game
- His first touchdown came on a 28-yard screen pass
- Finished with 106 yards receiving and two TDs in addition to 35 yards rushing
- Had one touchdown run against Houston
- Had a career-long 37-yard reception in the win at Florida Atlantic
- Ran for 75 yards against Troy and had 68 yards against Kansas State
- Grabbed two passes for 28 yards against Kansas State
- Ran for 139 yards and one touchdown against Texas Southern
- Was the first freshman running back to top 100 yards since 2006 and had a career-long run of 39 yards against the Tigers
- Ran for an 11-yard touchdown against Texas Southern for his first career TD

2011

- Redshirted

High School

- Was a District 11-5A First-Team selection his senior season
- Rushed for 714 yards and eight touchdowns and had a rushing average of 6.8 yards per carry as a senior
- Caught eight passes out of the backfield for 156 yards
- Was a key part in helping lead DeSoto to a deep playoff run as he rushed for three touchdowns in its four playoff games
- Was a second-team all-district selection his junior and sophomore seasons

JIMMERSON'S CAREER STATS

Year	G	Att.	Yards	Avg.	TD	LG	Avg/g.
2012	10	108	544	5.0	5	45	54.4
2013	13	107	446	4.2	7	42	34.3
2014	11	120	589	4.9	5	41	53.5
Career	34	335	1,579	4.7	17	45	46.4



90 Tillman Johnson

Defensive End

So. ▶ 6-1 ▶ 248
Round Rock, TX ▶ McNeil HS

2014

- Set a freshman record for most sacks in a single season with 5.0

- Broke the school record for most sacks by a freshman in a game with 3.0 sacks against Nicholls
- Despite playing in only eight games, Johnson was second on the team with five sacks in 2014
- Was third on the team with five solo tackles and led North Texas with three sacks against Nicholls
- Recorded the lone sack of the game for the Mean Green vs. UTEP

High School

- Was a unanimous District 16-5A first-team selection his senior season after compiling 86 tackles, 37 tackles for loss, seven sacks, four forced fumbles and one fumble recovery
- Earned second-team all-district honors his junior season with 64 tackles, 22 tackles for loss, two sacks, two forced fumbles and one fumble recovery
- Was a two-time academic all-district selection his junior and senior season
- Brother is Terrance

JOHNSON'S CAREER STATS

Year	G	ST	AT	TT	TFL	Sacks	FR	FF	Int	PBU
2014	8	8	3	11	5.0	5.0	0	0	0	0
Career	8	8	3	11	5.0	5.0	0	0	0	0



58 Tony Johnson

Deep Snapper

Jr. ▶ 6-1 ▶ 216
Fort Worth, TX ▶ South Grand Prairie HS

2014

- Saw action in one game

2013

- Saw action in 11 games as the deep snapper
- Helped transform the NT special teams into one of the tops in the nation

2012

- Redshirted

High School

- Was a two-time all-district selection as a tight end
- Had three receptions for 35 yards as a senior
- Had three receptions for 29 yards as a junior



84 Eric Keena

Punter

Jr. ▶ 6-2 ▶ 175
Keller, TX ▶ Sunrise Mountain HS

2014

- Earned honorable mention C-USA all-conference

ence

- Had the third-highest punting average in a single season in school history at 44.8 yards a kick.
- Took every NT kickoff in 2014 season averaging 62.5 yards per kick
- Punted 43 times for 1,927 yards and booted nine balls for 50+ yards
- Recorded a career long 71-yard punt versus UAB
- Punted three times for an average of 47.7 yards against SMU
- Punted twice for 92 yards in win vs. Nicholls
- Averaged 41.9 yards on seven punts against Texas, with a long of 52

KEENA'S CAREER STATS

Year	G	Punts	Yds	Avg	LG	TB	FC	I20	Blk
2014	12	43	1,927	44.8	71	2	12	4	0
Career	12	43	1,927	44.8	71	2	12	4	0



4 Darwin Kidsy

Wide Receiver

Jr. ▶ 6-0 ▶ 183
Missouri City, TX ▶ Elkins HS

2014

- Leading punt returner for NT with 23 returns

for 233 yards and a touchdown and second-leading kickoff returner with 12 for 299 yards and a touchdown

- Fourth-leading receiver with 15 catches for 148 yards in 2014
- Had a 100-yard kickoff return for a touchdown against Rice
- Made three catches for 31 yards against SMU, including along of 20 yards
- Returned a punt 75 yards for a touchdown in win against Nicholls
- Named Sept. 22 C-USA Special Teams Player of the Week

2013

- Was the leading freshman receiver for North Texas with 16 catches for 151 yards
- Was the fifth-leading receiver on the team
- Made a season-high four catches for 47 yards against Ball State
- Had his season-long catch of 24 yards in the win over the Cardinals
- Had four games with multiple receptions

High School

- Had 33 receptions for 669 yards and 11 touchdowns
- Named to the District 23-5A first-team in 2012
- Ranked as one of Houston's top-100 recruits by the Houston Chronicle
- As a junior, Kidsy made 35 catches for 400 yards and four touchdowns

KIDSY'S CAREER RECEIVING STATS

Year	G	Rec.	Yards	Avg.	TD	LG
2013	13	16	151	9.4	0	24
2014	12	15	148	9.9	0	31
Career	25	31	299	0.6	0	31



50 Kaydon Kirby

Offensive Line

Jr. ▶ 6-3 ▶ 320
Flower Mound, TX ▶ Flower Mound HS

2015

- Named to the Rimington Trophy Watch List

2014

- Started all 12 games and has started 25 straight games at center
- The Mean Green rushed for over 200-yards on three different occasions in 2014
- The Mean Green ran for 21 touchdowns in 2014, which is tied for the eighth most in school history

2013

- Named to the Conference USA All-Freshman team after starting all 13 games at center
- Was part of an offensive line that has allowed only 11 sacks on the season and the fewest sacks in the nation with 17 over the last two years
- Paved the way for Brandin Byrd to rush for over 1,000 yards
- Was part of a record-breaking offense that has set a school record for total yards in a season with 5,336
- First freshman to start every game at center since Andy Brewster in 2001

2012

- Redshirted

High School

- Was a three-year letterwinner for head coach Cody Vanderford at Flower Mound High School in Flower Mound, Texas
- Helped lead the Jaguars to a 6-4 record and a first-round playoff berth his sophomore year
- Earned second team-all-district honors his junior year while helping push Flower Mound to an 8-2 regular-season record
- Picked up another second-team all-district honor his senior year



39 Jarrod Lynn

Fullback

Sr. ▶ 6-0 ▶ 244
Grapevine, TX ▶ Grapevine HS

2014

- Saw action in 11 games
- Carried the ball 12 times for 46 yards and a touchdown vs. FAU

2013

- Did not see any action

2012

- Did not see any action

High School

- Made 65 tackles and eight sacks as a senior at Grapevine High School
- Made 75 tackles and had 12 sacks as a junior
- Awarded second-team all-state, first-team-all-district, District Defensive MVP, Team Defensive MVP, and team MVP honors
- Nominated to the National Honor Society



PROFILES

↳ player bios



40 Blake Macek

Punter

Jr. ▶ 5-11 ▶ 190
Sulphur Springs, TX ▶ Sulphur Springs HS

2014

• Punted 30 times for 1,229 yards, placing the ball inside the 20-yard line 11 times in 2014

• Booted a 58-yard punt and averaged 45 yards on seven punt attempts in Rice game

• Placed a 47-yard punt at the Texas one yard line, which led to a North Texas defensive touchdown

• Punted seven times for 288 yards in game vs. La Tech

2013

• Had the highest freshman punting average in school history at 41.1 yards a kick

• Named to the Conference USA All-Freshman team as the punter

• 40 percent of his punts were downed inside the 20-yard line, which ranked 15th in the nation

• Had 14 kicks of over 50-yards and a career long of 61 yards against No. 9 Georgia

• Had only six touchbacks on his 60 punts and had no blocked punts

• Finished the season with 27 kicks that were downed inside the 20-yard line

2012

• Redshirted

High School

• Was a two-time first-team all-district selection

• Was named Honorable Mention all-state in 2010

• Averaged 40 yards a punt with only one return as a senior

MACEK'S CAREER STATS

Year	G	Punts	Yds	Avg	LG	TB	FC	I20	Blk
2013	13	66	2,713	41.1	61	8	18	27	0
2014	12	30	1,229	41.0	58	3	9	11	3
Career	25	96	3,942	41.1	61	11	27	38	3



8 Jamal Marshall

Cornerback

Sr. ▶ 6-3 ▶ 203
Missouri City, TX ▶ Fort Bend Elkins HS

2014

• Saw action in all 12 games, notching 39 total tackles, including 26 solo, and 1.5 TFL

2013

• Had 17 tackles and saw action in 12 games

• Notched a career-high four tackles at Tulane

• Racked up three tackles in the road victory at Tulsa.

• Recorded two tackles and 0.5 tackles for loss against UTEP

2012

• Played in nine games and made two tackles

High School

• Had 46 tackles, 10 PBUs and two sacks as a senior

• Ran track at Elkins

• Was a member of Elkins relay teams that reached the state meet in 2011

• Has a personal best in the high jump of 6-3

• Personal best in the 200-meter dash of 23.17 seconds

MARSHALL'S CAREER STATS

Year	G	ST	AT	TT	TFL	Sacks	FR	FF	Int	PBU
2012	9	0	2	2	0.0	0.0	0	0	0	0
2013	12	9	8	17	0.5	0.0	0	0	0	0
2014	12	26	13	39	1.5	0.0	0	0	0	0
Career	33	35	23	58	2.0	0.0	0	0	0	0



23 Kishawn McClain

Safety

So. ▶ 5-11 ▶ 201
Rosenburg, TX ▶ Terry HS

2014

- Was named to the Conference USA All-Fresh-

men team

- Saw action in all 12 games, recording 39 tackles, including 0.5 TFL and an interception
- Intercepted a Southern Miss pass and recorded nine tackles in his first collegiate start at North Texas

High School

- Was a two-way player in high school, playing quarterback and safety. McClain will play safety at North Texas
- Was a two-time District 23-4A first-team selection as a quarterback his senior and junior season
- Named to Dave Campbell's Top 300 Recruits as one of the top-12 athletes in Texas
- As a senior McClain rushed for 876 yards and 16 touchdowns while throwing for 536 yards and eight TDs
- In 2012, he rushed for 1,576 yards and 19 touchdowns while throwing for 896 yards and passing for 12 TDs
- On defense McClain had 57 tackles, two sacks and two interceptions

MCCLAIN'S CAREER STATS

Year	G	ST	AT	TT	TFL	Sacks	FR	FF	Int	PBU
2014	12	21	18	39	0.5	0.0	0	0	1	0
Career	12	21	18	39	0.5	0.0	0	0	1	0



5 Andrew McNulty

Quarterback

Sr. ▶ 6-1 ▶ 211
Iowa City, IA ▶ Iowa City HS

2014

- Was NT's leading passer in 2014, going 110-202

with 1,295 yards and six touchdowns.

- Threw for 287 yards for the second time of the season and threw and rushed for a touchdown vs. UTSA
- Broke off a 65-yard carry vs. UTEP, the longest run since 1990 for an NT QB
- Threw for 287 yards in his second career start versus Southern Miss
- Threw his first career touchdown pass on a 44-yard completion versus UAB
- Went 12-16 passing, rushed and threw for a touchdown in win vs. FAU
- Tossed his second career touchdown pass on a 51-yard heave against Rice
- Completed nine of 14 passes for 167 yards against UAB
- Completed two of three passes, with a long of 21 yards, in Nicholls win

2013

- Saw action in eight games
- Had five completions for 36 yards at No. 9 Georgia
- Finished the regular season 5-for-6 with 36 yards

2012

- Redshirted

2011

- Made his first-collegiate appearance as a true freshman against Houston, scoring a 10-yard rushing touchdown on his first carry -- the first touchdown at Apogee Stadium, and the first offensive touchdown for the Mean Green against Houston
- Passed for a total of 352 yards and one touchdown in his first year of work
- Rushed for 105 yards and a touchdown as a dual-threat quarterback on the year
- Threw for 136 yards on 14 completions and a touchdown against ASU
- Rushed for 72 yards on nine carries against the Red Wolves' defense
- Made his first-collegiate start as a true freshman against Tulsa
- Completed 11 passes for 158 yards with two touchdowns in his first-career start
- Nominated to the Leadership Council by fellow team members

High School

- Threw for 1,438 yards and 12 touchdowns as a senior and added 1,137 yards and 14 touchdowns on the ground
- Was named first-team all-state by the Iowa Newspapers Association, IowaPreps.com, and the Cedar Rapids Gazette
- Played in the Iowa Shrine Bowl
- Helped lead Iowa City to a 36-0 regular season record
- A two-star Rivals.com recruit
- Has a brother, Ted, playing for Kansas, and his father, Jim, played football for Iowa

M McNULTY'S CAREER STATS

Year	G	ATT	Comp	INT	PCT	Yards	TD	LG	EFF
2011	7	51	28	3	54.9	352	1	46	107.58
2013	8	6	5	1	83.3	36	0	9	100.40
2014	10	202	110	7	54.5	1,295	6	51	111.18
Career	25	259	143	11	55.2	1,683	7	51	110.22



PROFILES

↳ player bios



7 Connor Means


Quarterback

Fr. ▶ 6-4 ▶ 215
Deer Park, TX ▶ Deer Park HS

2014
• Redshirted

High School

- Threw for 10 touchdowns and rushed for 10 more in 2013
- Threw for 1,325 yards while rushing for 592 yards as a senior
- Was named second-team all-district 21-5A his senior year
- Earned academic all-state honorable mention honors from the THSCA his senior season
- As a junior Means was named second-team All-District 21-5A and academic all-state by the THSCA
- Threw for 1,458 yards and 17 touchdowns his junior season



3 Calvin Minor

Linebacker

So. ▶ 6-3 ▶ 213
Lewisville, TX ▶ Lewisville HS

2014
• Notched 23 total tackles, including 3.5 TFL and

1.5 sacks in 11 games in 2014

- Recorded three total tackles and a sack at UAB
- Made his first career-start against UTEP and started the final three games of the season

High School

- Was a unanimous selection to the first-team District 5-5A team in 2012
- Rated a two-start recruit by Rivals.com
- As a senior, Minor had 84 tackles, 10 tackles for a loss, two interceptions, two forced fumbles and a sack
- His junior season, Minor racked up 50 tackles and five tackles for a loss
- A multi-sports star, Minor was a member of the 4x400 relay team that advanced to the regional and state meet as a sophomore

MINOR'S CAREER STATS

Year	G	ST	AT	TT	TFL	Sacks	FR	FF	Int	PBU
2014	11	12	11	23	3.5	1.5	0	0	0	0
Career	11	12	11	23	3.5	1.5	0	0	0	0



67 Chris Miles

Offensive Line

Fr. ▶ 6-4 ▶ 299
Flower Mound, TX ▶ Flower Mound HS

2014
• Redshirted

High School

- Named first-team all-district his senior season
- Was a second-team all-district selection his junior season
- Named one of the top-25 offensive lineman in Texas by Dave Campbell's
- Earned first-team academic all-state honors by the THSCA his senior season
- Was named a second-team All-Denton County offensive lineman by VYPE Magazine his senior season



44 Sid Moore

Defensive Line

So. ▶ 6-1 ▶ 261
Van, TX ▶ Van HS

2014
• Played in nine games and finished with 11 tackles

- Had 3.5 tackles for loss and 1.5 sacks

2013

- Redshirted

High School

- Rated a three-star player by 247sports.com.
- Moore is rated as the 106th best player in the Texas and the 47th best lineman by 247sports.com.
- Moore is a two-time all-state pick and two-time first-team all-district in 2011 and 2012.
- As a senior Moore had 102 tackles with 34 tackles for a loss, eight sacks and two forced fumbles.
- He was an AP Class 3A Honorable Mention All-State selection.
- Named the District 15-3A Defensive MVP.

MOORE'S CAREER STATS

Year	G	ST	AT	TT	TFL	Sacks	FR	FF	Int	PBU
2014	9	6	5	11	3.5	1.5	0	0	0	0
Career	9	6	5	11	3.5	1.5	0	0	0	0



30

Trevor Moore

Placekicker

So. ▶ 5-11 ▶ 194
Edmond, OK ▶ Edmond North HS

2014

- Named a freshman All-America by Sports Illustrated

Illustrated


- The Mean Green's leading scorer in his freshman season, going 15-17 on field goal attempts and a perfect 37-37 on PATs
- Set a school record for best field goal percentage (88.2) and tied the school record for most PATs without a miss in a single season
- Named to the C-USA All-Freshman team and earned honorable mention all-C-USA honors
- Went 4-4 in field goal kicks in season finale vs. UTSA
- Booted two field goals in loss to Southern Miss
- Went 5-5 on field goals and accounted for 17 total points against SMU
- Kicked a 37-yard field goal against UTEP
- Kicked an 18-yard field goal vs. FAU
- Named C-USA Special Teams Player of the Week on September 8th
- Named National Placekicker of the Week by the College Football Performance Awards on September 8th

High School

- Was selected to The Oklahoman's All-State football team his senior year in which he connected on 12-of-15 field goals and all 33 of his extra points
- Is rated as the No. 21 kicker in the nation by Kohl's Kicking camp
- Named first-team All-State by the Daily Oklahoman
- Was an all-conference and all-district kicker as a senior
- As a junior, Moore connected on 12-of-14 field goals and was an all-state honorable mention selection by the Tulsa World
- For his career, Moore hit 76 percent of his field goals and 96 percent of his extra points

MOORE'S CAREER STATS

Year	FG	Pct	1-19	20-29	30-39	40-49	50+	LG
2014	15-17	88.2	1-1	6-6	4-5	4-5	0-0	47
Career	15-17	88.2	1-1	6-6	4-5	4-5	0-0	47



91

Austin Orr

Defensive Tackle

Sr. ▶ 6-4 ▶ 264
Seabrook, TX ▶ (Clear Lake HS)

2014

- Made 21 tackles, three TFL and two sacks in 11

games in 2014

- Forced a fumble in loss to UTEP
- Recorded his first sack of the season in win over FAU

2013

- Played in nine games and had five tackles
- Had one sack, tackle for loss and PBU

2012

- Played in three games on the defensive line

High School:

- Received first team all-district honors while playing at Clear Lake High School
- Was a two-star Rivals.com recruit
- Also lettered in track for the Falcons

ORR'S CAREER STATS

Year	G	ST	AT	TT	TFL	Sacks	FR	FF	Int	PBU
2012	3	0	0	0	0	0	0	0	0	0
2013	9	3	2	5	1.0	1.0	0	0	0	1
2014	11	14	7	21	3.0	2.0	0	2	0	0
Career	23	17	9	26	4.0	3.0	0	2	0	1



PROFILES

↳ player bios



42 Chad Polk

Defensive End

Sr. ▶ 6-0 ▶ 231
Dallas, TX ▶ Woodrow Wilson HS

2014

- Earned honorable mention C-USA All-Conference
- Led NT in 2014 with 5.5 sacks despite missing two games due to injury

ing two games due to injury

- Had three tackles for loss, including a sack, in FAU game
- Recorded three tackles versus Indiana
- Led the team with seven tackles and two sacks against Nicholls
- Recorded 1.5 sacks against SMU and forced a fumble that was returned for a North Texas defensive touchdown

2013

- Made his first career start at Ohio and had a season-high four tackles
- Notched 19 total tackles, 3.5 tackles for loss and 3.0 sacks
- Had a sack in the win against Idaho, MTSU and Southern Miss
- Forced a fumble on his sack at Southern Miss

2012

- Played primarily on special teams
- Played in seven games and had nine tackles along with one tackle for a loss
- Had a season and career-high four tackles and one tackle for loss in the season opener against No. 1 LSU
- Recorded three tackles in the win over Texas Southern

2011

- Redshirted

High School

- Was a four-year starter and was named to the District 12-4A First Team his junior and senior seasons
- Registered 156 tackles, 14 sacks, six tackles for loss, and had two forced fumbles his senior season
- Named to the Class 4A All-State Team as an honorable mention selection in 2010
- Had 148 tackles and five sacks as a junior
- Was the Sophomore of the Year in District 12-4A

POLK'S CAREER STATS

Year	G	ST	AT	TT	TFL	Sacks	FR	FF	Int	PBU
2012	7	4	5	9	1.0	0.0	0	0	0	0
2013	10	9	10	19	3.5	3.0	0	1	0	1
2014	10	14	11	25	8.5	5.5	0	1	0	3
Career	27	27	26	54	13.0	8.5	0	2	0	4



72 Ryan Rentfro

Offensive Line

Jr. ▶ 6-4 ▶ 314
Flower Mound, TX ▶ Flower Mound HS

2014

- Saw action in six games
- Was part of an offensive line that helped NT rush for 21 touchdowns, eighth most in school history

2013

- Did not see any action

2012

- Redshirted

High School

- Was named to the District 8-5A First Team as a senior
- Named to the Vype Magazine All-District First Team
- Was a 2011 second-team all-state pick and a first-team 2011 DFW Class 5A All-Area Team by TheOldCoach.com
- Had 68 pancakes and 42 knockdowns as a senior



64 Sam Rice

Offensive Line

Jr. ▶ 6-4 ▶ 297
Coppell, TX ▶ SMU

2014

- Sat out after transferring from SMU

SMU

- Played and started in six games, including starting the first five games at left guard in 2013.
- Played in all 13 games and saw most of his time on field goal tries and PATs.

High School

- Was a three-star prospect according to ESPN and Scout prospect
- Notched 31 pancake blocks in 2011
- Was a three-time all-district selection
- Also wrestled in high school



30 Jarrian Roberts

Defensive End

Jr. ▶ 6-2 ▶ 252
Clarksville, TX ▶ Clarksville HS

2014

- Saw action in all 12 games, making 26 total tackles, including 5.5 TFL, two sacks and fumble recovery in 2014

- Notched three tackles, including one sack, against LA Tech
- Returned a fumble for a 31-yard touchdown against SMU
- Recorded two tackles for loss, including one sack, against Texas

2013

- Played in 11 games
- Returned a blocked punt for a touchdown in the win at Tulsa
- Against Idaho, Roberts had a career-high three tackles, 2.0 sacks and 2.0 tackles for loss
- Had a 0.5 tackles for loss in the win against UTEP and one tackle

2012

- Redshirted

High School

- Was named the All-Red River Valley Football Defensive MVP by the Paris News as he averaged 13 tackles a game
- Was named to the Class 1A All State team as an honorable mention selection
- Piled up 118 tackles on the year, eight tackles for a loss, and six sacks as he was named the District 6-1A Defensive MVP
- A multi-sport star, Roberts was named to the all-state basketball team as a junior by the TABC (Texas Association of Basketball Coaches)

ROBERTS'S CAREER STATS

Year	G	ST	AT	TT	TFL	Sacks	FR	FF	Int	PBU
2013	11	3	1	4	2.5	2.0	0	0	0	0
2014	12	11	15	26	5.5	2.0	1	0	0	0
Career	23	14	16	30	8.0	4.0	1	0	0	0



2 O'Keeron Rutherford

Wide Receiver

Fr. ▶ 6-5 ▶ 190
Carthage, TX ▶ Carthage HS

2014

- Redshirted

High School

- Rutherford had 64 catches for 1,048 yards and 16 touchdowns as a senior
- Was a District 20-3A first-team selection his senior season as he helped lead his team to the state championship
- Named to the ETSN.fm East Texas Super Team second team
- Rutherford made 43 receptions for 599 yards and eight touchdowns as a junior



19 John Schilleci

Defensive Back

Jr. ▶ 6-0 ▶ 201
Denton, TX ▶ Guyer HS

2014

- Played in seven games, recording 8 total tackles in 2014

- Made his first career start week seven vs. UAB

2013

- Was a key contributor on special teams, playing in all 13 games

High School

- Was a first-team all-district selection his senior season as he helped lead Guyer to the school's first ever state championship
- VYPE Magazine named him first-team all-district his senior season
- Had 111 tackles in 2012, five tackles for a loss, eight passes broken up, one forced fumble and one safety
- As a junior, Schilleci had 42 tackles and five tackles for a loss and was named to the District 7-5A first-team
- Had nine PBU's and one interception in 2011



PROFILES

↳ player bios



32

Fred Scott

Linebacker

Jr. ▶ 5-11 ▶ 233
Kennedale, TX ▶ Kennedale HS

2014

- Started all 12 games at middle linebacker
- Was the first sophomore to start all 12 games at the middle linebacker spot at NT in over a

decade

- Finished with a career-high 54 tackles, which was sixth on the team
- Had 2.5 tackles for loss and one PBU
- Was second on the team with seven total tackles against La Tech

2013

- Played in six games and had 11 tackles
- Had a season-high five tackles and one tackle for loss at Southern Miss
- Recovered a fumble in the win over MTSU
- Notched three tackles at Tulsa and in the season opener against Idaho

High School

- Was a District 6-3A first-team selection in 2012
- Had 86 tackles his senior season to go along with nine tackles for a loss and three forced fumbles
- Was an academic All-State selection in 2012
- In 2011, Scott was an honorable mention all-district selection while playing linebacker but also saw time at running back
- Ran for 577 yards and eight touchdowns. On defense he racked up 85 tackles, seven tackles for a loss, two sacks and two interceptions

Year	G	ST	AT	TT	TFL	Sacks	FR	FF	Int	PBU
2013	6	5	6	11	1.0	0.0	1	0	0	0
2014	12	27	27	54	2.5	0.0	0	0	0	1
Career	18	32	33	65	3.5	0.0	1	0	0	1



1

Turner Smiley

Wide Receiver

So. ▶ 6-0 ▶ 189
Frisco, TX ▶ Wakeland HS

2014


- Played in all 12 games, brought in 14 catches for 195 yards and a touchdown
- Caught four passes for 77 yards versus UAB

- Recorded his first career touchdown catch on a 44-yard reception versus UAB

High School

- Had 60 receptions for 862 yards and 12 touchdowns last season
- Had 13 total touchdowns for the year and averaged 14.4 yards a catch
- Named 9-4A first-team all-district in 2012
- On the defensive side of the ball Smiley had 23 tackles and two interceptions
- As a junior Smiley made 40 receptions for 663 yards with six touchdowns and was a first-team all-district
- Had 26 tackles and four interceptions in 2011

Year	G	Rec.	Yards	Avg.	TD	LG
2014	12	14	195	13.9	1	44
Career	12	14	195	13.9	1	44



18 Marcus Smith

Tight End

Sr. ▶ 6-4 ▶ 242
San Antonio, TX ▶ Warren HS

2014

- Led NT with six touchdown catches and was the third-leading overall receiver with 15 catches for 238 yards

- Caught a touchdown pass in each of the last two games of the season.
- Caught a career-high 41-yard touchdown pass in Nicholls win
- Caught his second touchdown pass of the year on a 20-yard reception vs. Indiana
- Caught a touchdown pass in win over FAU
- Recorded another touchdown reception, his second in as many weeks, against UAB
- Had a career-high 55 receiving yards in game vs. Nicholls

2013

- Had a crucial 27-yard catch in the bowl victory over UNLV
- Had a season-high three catches for 29 yards against MTSU
- Made a season-long catch of 28 yards in the victory at Tulsa

2012


- Played in three games but had his season cut short due to injury
- Made one catch for four yards at LSU

High School

- Graduated from Earl Warren High School and played three years of varsity football
- Named team captain and tore ACL during his senior year
- Played in three games, scoring five touchdowns
- Named first-team all-district and second-team all-area junior year
- Nominated to second team all-district sophomore year
- Is the son of Jackie Rush and Jerome Smith
- Is the brother of Sean Smith and Sherronda Rush

SMITH'S CAREER RECEIVING STATS

Year	G	Rec.	Yards	Avg.	TD	LG
2012	3	1	4	4.0	0	4
2013	12	6	95	15.8	0	28
2014	12	15	238	15.9	6	41
Career	27	22	337	15.3	6	41



65 Micah Thompson

Offensive Line

Sr. ▶ 6-4 ▶ 300
Jones, OK ▶ Jones HS

2014

- Played in three games

2013

- Saw limited action on the offensive line

2012

- Moved to the offensive line and played in four games.

2011

- Was a redshirt

High School

- Was named an all-city and all-state defensive tackle as a senior at Jones High School
- Was a two-star Rivals.com recruit
- Racked up 78 tackles, eight sacks, forced three fumbles and even picked off a pass as a senior
- Had a total of 180 tackles, 20 sacks, seven forced fumbles and two interceptions as a four-year letterwinner in football
- Lettered four years in track and powerlifting, and was a two-year letterman in basketball



43 Anthony Wallace

Linebacker

Sr. ▶ 6-0 ▶ 227
Dallas, TX ▶ Oregon

2014

- Recorded 25 total tackles and two pass breakups in nine games in 2014
- Made four tackles, two solo and two assisted,

and broke up one pass against SMU

2013

- Sat out after transferring from Oregon

Oregon

- Appeared in six games as a true freshman
- Recorded three stops and one pass breakup in win vs. Colorado
- Made one unassisted tackle in victory at Arizona State
- Recorded one stop in win vs. Arkansas State
- Recorded one solo stop in win over Wisconsin in the Rose Bowl

High School

- Played in the 2011 Under Armour All-American game
- Garnered four stars from Rivals.com, Scout.com, ESPN and 247Sports.com ...
- Considered the No. 6 inside linebacker recruit in the nation by Rivals.com and the 15th-best prep player in the state of Texas
- Scout.com ranked him as the No. 6 recruit nationally at middle linebacker ...
- A member of the ESPN 150 (No. 147) and ranked as the No. 7 ILB by ESPN ...
- Considered the No. 9 ILB by Tom Lemming and No. 11 by 247Sports.com
- Was a PrepStar Magazine All-American



PROFILES

↳ player bios



48 Sir Calvin Wallace

Defensive Tackle

Jr. ▶ 6-2 ▶ 308
Tyler, TX ▶ Chapel Hill HS

2014

- Saw action in all 12 games, notching 20 tackles, including three TFL, one sack and two

fumble recoveries

- Sacked the FAU quarterback for a five-yard loss
- Had five total tackles, including 1.5 TFL, and a sack in loss to UAB
- Recovered a fumble in season opener against Texas
- Recovered his second fumble of the year in game two vs. SMU
- Made nine starts on the year

2013

- Made three tackles and recovered a fumble in three games played

2012


- Redshirted

High School

- Named 2011 Class 3A First Team All State team by TheOldCoach.com
- Had 73 tackles as a junior and nine tackles for a loss
- Was named District 17-3A First Team this season
- In 2010 Wallace was the Defensive Newcomer of the Year for District 17-3A and a second-team All-East Texas Defensive line pick
- Was a key member of his high school team that went 15-0 and won the Class 3A championship

WALLACE'S CAREER STATS

Year	G	ST	AT	TT	TFL	Sacks	FR	FF	Int	PBU
2013	3	1	2	3	0.0	0.0	1	0	0	0
2014	12	10	10	20	3.0	1.0	2	0	0	0
Career	15	11	12	23	3.0	1.0	3	0	0	0



26 Jeffrey Wilson

Running Back

So. ▶ 6-0 ▶ 195
Tyler, TX ▶ Chapel Hill HS

2014

- The season's third leading rusher for the Mean Green with 224 yards on 50 attempts

and one touchdown

- Also caught five passes for 41 yards and a touchdown in 2014
- Rushed for a career high and led the team with 19 carries for 105 yards in season finale vs. UTSA
- Scored two touchdowns vs. UTEP, one on a two-yard run, the other on a 29-yard catch.
- Was North Texas' second-leading rusher against SMU, rushing 14 times for 57 yards

High School

- Was named an AP Class 2A first-team all-state selection as a senior after rushing for 2,749 yards and 36 touchdowns
- Averaged 8.9 yards a carry in 2013 as he was named the District 11-2A MVP
- Named to the ETSN.fm East Texas Super Team first-team
- As a junior Wilson rushed for 2,329 yards and 26 touchdowns and averaged 8.4 yards a carry.
- Named an AP Class 2A second-team all-state selection as a junior
- In two seasons, Wilson rushed for more than 5,000 yards, finishing with 5,078 yards and 59 touchdowns.

WILSON'S CAREER STATS

Year	G	Att.	Yards	Avg.	TD	LG	Avg/g.
2014	9	50	224	4.5	1	20	24.9
Career	9	50	224	4.5	1	20	24.9



54 Creighton Barr

Offensive Line

Fr. ▶ 6-3 ▶ 302
Flower Mound, TX ▶ Flower Mound HS

High School

- Rated a three-star player by *Scout.com*.
- Named to *Dave Campbell's Texas Football* top-300 recruits.

- Barr was ranked as the No. 7 center in Texas and No. 23 center in the nation by *Scout.com*.
- Barr was a unanimous District 6-6A first-team selection his senior season at Marcus High School in Flower Mound.
- Was a team captain.
- He was rated a three-star player by *247Sports.com*, and was a District 5-5A honorable-mention selection as a junior



82 D'Aundrey Bradley


Wide Receiver

Fr. ▶ 6-2 ▶ 180
Cedar Hill, TX ▶ Cedar Hill HS

High School

- Rated a three-star recruit by *Scout.com* and *247Sports.com*.
- Ranked as the 34th best wide receiver in

- *Scout.com* ranks Bradley as the No. 37 receiver in the Midlands Region and the No. 175 receiver in the nation.
- Bradley played offense and defense as a senior and was a second-team All-District 8-6A selection at safety in 2014.
- On the offensive side of the ball, he caught 11 passes for 207 yards and three touchdowns as a senior.



80 Rodney Bendi

Wide Receiver

Fr. ▶ 6-5 ▶ 196
Tyler, TX ▶ John Tyler HS

High School

- Rated a three-star recruit by *ESPN.com* and *247Sports.com*.
- Named to *Dave Campbell's Texas Football*

top-300 recruits.

- Named to the District 16-5A second-team after hauling in 27 catches for 457 yards and six touchdowns.
- Bendi averaged 16.9 yards per catch his senior season.
- Caught 28 passes for 361 yards and four touchdowns in 2013.



34 Nate Brooks

Defensive Back

Fr. ▶ 6-0 ▶ 170
Whitehouse, TX ▶ Whitehouse HS

High School

- Was rated a three-star prospect by *ESPN.com*.
- Named to the 2014 *ETSN.fm* East Texas

Football Super Team Second-Team.

- He played offense and defense his senior season and was a second-team All-District 16-5A selection at the utility position.
- He ran for 289 yards and six touchdowns while throwing for 751 yards and five touchdowns.
- Had 41 tackles, three interceptions, six PBs and one defensive touchdown.
- On offense for the year Brooks had 1,040 yards of total offense
- Was a team captain.
- Was a first-team All-District 16-4A selection at safety when he intercepted four passes and had 53 tackles as a junior



PROFILES

↳ newcomers



15 Caleb Chumey

Quarterback

Fr. ▶ 6-5 ▶ 240
Longview, TX ▶ Pine Tree HS

High School
• Was rated a three-star quarterback by *Rivals.com*

- Missed most of his senior season due to injury, but split time at quarterback and wide receiver
- Was a team captain
- As a junior, he caught seven passes for 109 yards, but in the final three games of the season he threw for 832 yards and seven touchdowns while rushing for 305 yards and five touchdowns



86 Kevin Dillman

Tight End

Fr. ▶ 6-4 ▶ 245
Denton, TX ▶ Guyer HS

High School
• Rated a three-star recruit by *ESPN.com*, *Rivals.com*, *Scout.com* and *247Sports.com*.

- Was rated No. 79 in the *Dallas Morning News* top-100 recruits in Texas.
- Rated by *Scout.com* the No. 11 quarterback in Texas and the No. 67 prospect overall in Texas.
- Was a team captain



7 Jared Combs

Defensive End

Jr. ▶ 6-3 ▶ 258
Minneapolis, MN ▶ Iowa Central CC

Junior College
• Rated a three-star player by *247Sports.com* and the No. 12 defensive end in the nation.

- Was an honorable mention NJCAA All-American in 2014 when he racked up 17 sacks, which was second in the nation
- Had 50 total tackles on the season and four forced fumbles
- Was a team captain
- In two seasons at Iowa Central, Combs had 25 sacks



17 Cortney Finney

Linebacker

Jr. ▶ 6-0 ▶ 220
Bay City, TX ▶ Trinity Valley CC

Junior College
• Was named the 2014 Defensive Player of the Year by the National Junior College Athletic

- Association
- Was a NJCAA First Team All-American and the Southwest Junior College Football Conference Defensive Most Valuable Player
 - Led the team with 104 tackles, ranking 12th in the nation as a sophomore
 - Recorded a team-high 12 tackles for loss to go along with three sacks on the season
 - Proved to be opportunistic as well, with four fumble recoveries, tying for the most in the country.
 - During a three-game stretch midway through the season, Finney tallied a fumble recovery in each victory
 - His top effort came in the Cardinals' 55-35 win over Kilgore in the SWJCFB semifinals, when he racked up nine tackles, a sack and an interception.
 - Made seven tackles and broke up a pass in a 27-24 victory against Coffeyville in the Heart of Texas Bowl



21 James Gray

Defensive Back

Jr. ▶ 6-0 ▶ 190
Atlanta, GA ▶ Fort Scott CC

High School

- Rated a three-star recruit by *Rivals.com*.
- Had 60 tackles and four interceptions last season at Fort Scott, and was named an honor-

able mention JUCO All-American.

- Was a first-team All-Jayhawk Conference pick last season after he broke the Fort Scott record for most interceptions in a career with 11 in two seasons.
- Was a team captain



95 Eli Howard

Defensive End

Fr. ▶ 6-4 ▶ 247
San Angelo, TX ▶ San Angelo HS

High School

- Was the District 3-6A Defensive MVP as a senior with 61 tackles, 11 tackles for loss, six sacks and one interception.
- Named to the All-West Texas Super Team
- Was a team captain
- Had 35 tackles, five tackles for loss and two sacks and named to the 2-5A first-team all-district as a junior



97 DeMikal Harrison

Defensive Tackle

Fr. ▶ 6-3 ▶ 324
Midwest City, OK ▶ Midwest HS

High School

- Was ranked No. 25 on the *The Oklahoman's* Super 30 List

- Rated as the No. 33 prospect in Oklahoma by 247Sports.com.
- Rated the No. 167 defensive tackle in the nation.
- Had 70 tackles, 30 tackles for loss and 11 sacks as a senior



4 Jakii Moore

Defensive Back

Jr. ▶ 6-0 ▶ 193
Tulsa, OK ▶ UAB


UAB/Junior College

- Redshirted in 2014 at UAB and transferred to North Texas after the season
- Recorded 14 tackles and pair of interceptions as a sophomore before a season ending injury at Northeastern Oklahoma A&M
- Spent the entire 2014 season sitting out while recovering from the injury
- Was a team captain in high school



PROFILES

↳ newcomers



68 Chett Munden

Offensive Line

Fr. ▶ 6-5 ▶ 305
Marshall, TX ▶ Marshall HS

High School

- Was a two-time first-team all-district pick.
- Earned 15-5A first-team all-district honors as a senior and was a first-team All-District

14-4A as junior.

- Named to the 2014 *ETSN.fm* East Texas Football Super Team First-Team.
- Was a team captain



41 Ashton Preston

Defensive Back

Fr. ▶ 5-10 ▶ 183
Edmond, OK ▶ Santa Fe HS

High School

- Rated a three-star recruit by *ESPN.com*, *Scout.com* and *247Sports.com*
- Ranked as the No. 2 cornerback in Okla-

homa by *Scout.com*, the No. 14 overall recruit in Oklahoma and the No. 17 cornerback in Oklahoma by *ESPN.com*

- *Scout.com* ranked Preston as the No. 139 cornerback in the nation
- Had 34 tackles, one interception and five PBUs his senior season
- Had 18 tackles and one interception as a junior



71 Jordan Murray


Offensive Line

Fr. ▶ 6-9 ▶ 360
Coppell, TX ▶ Coppell HS

High School

- Was a first-team district 7-6A pick his senior season
- Was rated as the No. 124 offensive guard in

the nation by *247Sports.com* and a two-star recruit



39 Taylor Robinson

Defensive Back

Fr. ▶ 5-11 ▶ 191
Keller, TX ▶ Central HS

High School

- Was ranked as a three-star recruit by *ESPN.com*.
- Was a unanimous first-team District 5-6A

selection as a senior with 73 tackles, four interceptions, two forced fumbles and one fumble recovery.

- Was a team captain .
- Was a first-team academic all-state selection his senior season..
- Was a first-team all-district 4-5A selection as a junior when he intercepted nine passes.
- Played wide receiver and caught 27 passes for 352 yards and three touchdowns
- Was a three-time all-district selection throughout his high school career



87 Kelvin Smith

Tight End

Fr. ▶ 6-2 ▶ 252
Spring, TX ▶ Dekaney HS

High School

- Used primarily as a blocking tight end, Smith had two catches his senior season.
- Blocked for a 1,700 yard rusher his junior

season.

- *247Sports.com* ranked Smith as the No. 91 tight end in the nation.
- Rated a top-100 player by the *Houston Chronicle* and *VYPE Magazine*.
- Was a team captain



50 Dakota Smith

Defensive End

Jr. ▶ 6-4 ▶ 234
Plano, TX ▶ Trinity Valley CC

Junior College

- Played two years at Trinity Valley CC after a successful career at Plano East Senior High School

- Helped Trinity Valley to a perfect 12-0 season in 2014, including a win in the Heart of Texas Bowl



PROFILES

↳ newcomers



10 DaMarcus Smith

Quarterback

Jr. ▶ 6-1 ▶ 216
Louisville, KY ▶ Butler CC

Junior College/High School

- Passed for 2,746 yards and 31 touchdowns this past season at Butler Community College.
- Completed 58.5 percent of his passes, threw

for five touchdowns in a game twice, and passed for four touchdowns three times.

- Was a team captain.
- Was rated as one of the top quarterback and athlete prospects in the country coming out of Seneca High School following the 2010 season.
- As a senior, he threw for 3,150 yards along with 30 touchdowns compared to nine interceptions.
- Was named to the All-State First-Team by the *Louisville Courier-Journal* after his final campaign and was also awarded a spot on the 2010 Class of Commonwealth team.
- Was listed as the No. 2 overall recruit in Kentucky, the No.11 dual-threat quarterback in the country and a four-star recruit by *Rivals.com*.
- *ESPN.com* and *Scout.com* both listed Smith as a three-star prospect with Scout ranking him as the No. 20 quarterback in the country.
- In three seasons as Seneca's signal caller, Smith threw for nearly 8,000 yards and 75 touchdowns.



11 Thaddeous Thompson

Wide Receiver

Jr. ▶ 6-2 ▶ 202
Cibolo, TX ▶ Scottsdale CC

Junior College

- Rated as Thompson had 42 catches for 642 yards and seven touchdowns in nine games at Scottsdale CC

- Had four catches in eight of the nine games in which he played and had a season-high 124 yards and two touchdowns against Pima CC



98 RD Wegmann

Defensive Tackle

Fr. ▶ 6-3 ▶ 265
Wichita Falls, TX ▶ Rider HS

High School

- Was named to the *Wichita Falls Times Record News' Red River 22* on defense.
- Named to *Dave Campbell's Texas Football*

top-300 recruits and a top-25 defensive lineman

- Was a team captain his senior season.
- Recorded 39 tackles, five tackles for loss and one sack and was a first-team all-district player as a senior
- Was a first-team all-district selection as a junior



77 Elex Woodworth

Offensive Line

Fr. ▶ 6-4 ▶ 284
Mesquite, TX ▶ Horn HS

High School

- Was a unanimous first-team All-District 10-6A selection as a senior.
- Rated No. 163 among offensive guards in the

nation by *247Sports.com*.

- Was a team captain.
- Starting right tackle for an offense that averaged 41 points and over 500 yards per game in 2014.
- As a junior was named District 12-5A honorable mention



49 Roderick Young

Defensive Tackle

Fr. ▶ 6-1 ▶ 287
Spring, TX ▶ Dekaney HS

High School

- Rated as one of the top-100 Houston-area recruits by the *Houston Chronicle*.
- Was named first team all-district as a senior

with 32 tackles, five tackles for loss and three sacks.

- Was a team captain
- Finished with 21 tackles and three tackles for a loss as a junior



OPPONENTS

↳ 2015 opponents

Game 1 September 12, 2015

North Texas at SMU
Dallas, Texas
Gerald J. Ford Stadium

► The Series

Series Record: SMU leads 28-5-1
At Denton: North Texas leads 3-0
At Dallas: SMU leads 22-1-1
At Texas Stadium: SMU leads 6-1
First game: L, 66-0, 1922
Last game: W, 43-6, September 6, 2014

Date	Location	Result	Score
9/6/14	Denton	W	43-6
9/8/07	Dallas	L	45-31
9/9/06	Denton	W	24-6
9/12/92	Dallas	L	28-14
10/6/90	Denton	W	14-7
10/28/89	Dallas	L	35-9
9/22/84	Irving*	L	24-6
10/2/82	Irving*	L	38-10
9/12/81	Irving*	L	34-7
9/13/80	Irving*	L	28-9
9/22/79	Irving*	L	20-9
9/17/77	Irving*	W	24-13
9/25/76	Irving*	L	38-31
9/14/74	Dallas	L	7-6
9/26/42	Dallas	L	26-7
9/27/41	Dallas	L	54-0
10/5/40	Dallas	L	20-7
10/7/39	Dallas	L	16-0
9/24/38	Dallas	L	34-7
9/25/37	Dallas	L	14-3
9/26/36	Dallas	L	6-0
9/21/35	Dallas	L	29-0
9/22/34	Dallas	L	33-0
1933	Dallas	W	7-0
1932	Dallas	T	0-0
9/26/31	Dallas	L	13-0
1929	Dallas	L	13-3
1928	Dallas	L	33-6
1927	Dallas	L	68-0
9/24/26	Dallas	L	42-0
9/26/25	Dallas	L	48-0
1924	Dallas	L	7-3
1923	Dallas	L	41-0
1922	Dallas	L	66-0

*- Texas Stadium

Game 2 September 19, 2015

Rice at North Texas
Denton, Texas
Apogee Stadium

► The Series

Series Record: Rice leads 3-2
At Denton: Series even at 1-1
At Houston: Rice leads 2-1
First game: W, 33-17, November 19, 1988
Last game: L, 41-21, October 25, 2014

Date	Location	Result	Score
10/25/14	Houston*	L	41-21
10/31/13	Denton*	W	28-16
9/11/10	Denton	L	32-31
9/27/08	Houston	L	77-20
11/19/88	Houston	W	33-17

*- Conference USA Game

Game 3 September 26, 2015

North Texas at Iowa
Iowa City, Iowa
Kinnick Stadium

► The Series

Series Record: First Meeting

Game 4 October 3, 2015

North Texas at Southern Miss
Hattiesburg, Mississippi
M.M. Roberts Stadium

► The Series

Series Record: Southern Miss leads 5-4
At Denton: Series tied at 2-2
At Hattiesburg: Series tied at 2-2
At Neutral Site: Southern Miss leads 1-0 (New Orleans Bowl)
First game: W, 15-7, October 2, 1954
Last game: L, 30-20, October 18, 2014

Date	Location	Result	Score
10/18/14	Denton*	L	30-20
10/26/13	Hattiesburg*	W	55-14
12/14/04	New Orleans (New Orleans Bowl)	L	31-10
10/31/81	Denton	L	22-0
10/6/79	Hattiesburg	L	30-10
11/4/78	Denton	W	25-12
10/8/77	Hattiesburg	W	27-14
10/8/55	Hattiesburg	L	26-0
10/2/54	Denton	W	15-7

*- Conference USA Game

Game 5 October 10, 2015

Portland State at North Texas
Denton, Texas
Apogee Stadium

► The Series

Series Record: First Meeting

Game 6 October 15, 2015

WKU at North Texas
Denton, Texas
Apogee Stadium

► The Series

Series Record: North Texas leads 4-2
At Denton: North Texas leads 2-1
At Bowling Green: North Texas leads 2-1
First game: W, 27-26, November 24, 2007
Last game: L, 25-24, November 24, 2012

Date	Location	Result	Score
11/24/12	Bowling Green*	L	25-24
11/19/11	Denton*	L	31-21
10/30/10	Bowling Green*	W	33-6
10/31/09	Denton*	W	68-49
11/1/08	Bowling Green	W	51-40
11/24/07	Denton	W	27-26

*- Denotes Sun Belt Conference Game

Game 7 October 24, 2015

North Texas at Marshall
Huntington, West Virginia
Joan C. Edwards Stadium

► The Series

Series Record: Marshall leads 1-0
At Denton: No games played
At Huntington: Marshall leads 1-0
First game: L, 7-0, November 25, 1988
Last game: L, 7-0, November 25, 1988

Date	Location	Result	Score
11/25/88	Huntington	L	7-0



Game 8

October 31, 2015

UTSA at North Texas
Denton, Texas
Apogee Stadium

► The Series

Series Record: UTSA leads 2-0
At Denton: UTSA leads 1-0
At San Antonio: UTSA leads 1-0
First game: L, 21-13, November 23, 2013
Last game: L, 34-27, November 29, 2014

Date	Location	Result	Score
11/29/14	San Antonio*	L	34-27
11/23/13	Denton*	L	21-13

*- Conference USA Game

Game 10

November 14, 2015

North Texas at Tennessee
Knoxville, Tennessee
Neyland Stadium

► The Series

Series Record: North Texas leads 1-0
At Denton: No games played
At Knoxville: North Texas leads 1-0
First game: W, 21-14, October 25, 1975
Last game: W, 21-14, October 25, 1975

Date	Location	Result	Score
10/25/75	Knoxville	W	21-14

Game 12

November 28, 2015

UTEP at North Texas
Denton, Texas
Apogee Stadium

► The Series

Series Record: North Texas leads 14-6-3
At Denton: North Texas leads 8-1-2
At El Paso: North Texas leads 6-5-1
First game: W, 33-0, November 22, 1954
Last game: L, 35-17, November 15, 2014

Date	Location	Result	Score
11/15/14	El Paso*	L	35-17
11/9/13	Denton*	W	41-7
9/20/80	El Paso	W	35-15
9/1/79	Denton	W	35-0
9/2/78	Denton	W	49-0
9/10/77	El Paso	W	41-10
11/9/68	El Paso	W	34-31
9/24/66	Denton	W	12-9
9/18/65	El Paso	L	61-15
9/19/64	Denton	T	0-0
9/2/63	El Paso	L	34-7
9/22/62	Denton	W	19-6
11/25/61	El Paso	W	24-14
9/24/60	Denton	T	16-16
9/26/59	El Paso	W	31-7
9/20/58	Denton	W	26-8
9/21/57	El Paso	L	14-13
10/20/56	Denton	W	13-6
9/24/55	El Paso	T	7-7
10/23/54	Denton	L	6-0
9/20/52	Denton	W	27-14
9/22/51	El Paso	W	33-0

*- Conference USA Game

Game 9

November 7, 2015

North Texas at Louisiana Tech
Ruston, Louisiana
Joe Aillet Stadium

► The Series

Series Record: Louisiana Tech leads 7-6
At Denton: Louisiana Tech leads 4-1
At Ruston: North Texas leads 5-3
First game: W, 14-8, October 30, 1976
Last game: L, 42-21, September 11, 2014

Date	Location	Result	Score
9/11/14	Denton*	L	42-21
10/19/13	Ruston*	W	28-13
11/4/06	Denton	L	34-31
11/22/05	Ruston	L	40-14
11/21/87	Denton^	W	10-5
10/4/86	Ruston^	L	17-10
10/5/85	Denton^	L	33-8
9/29/84	Ruston^	L	17-12
10/22/83	Denton^	L	25-18
11/3/79	Ruston	W	19-17
10/28/78	Ruston	W	16-14
11/19/77	Ruston	W	41-14
10/30/76	Ruston	W	14-8

*- Conference USA Game

^- Denotes Southland Conference Game

Game 11

November 21, 2015

North Texas at Middle Tennessee
Murfreesboro, Tennessee
Floyd Stadium

► The Series

Series Record: North Texas leads 8-5
At Denton: North Texas leads 4-3
At Murfreesboro: North Texas leads 4-2
First game: W, 24-21, October 13, 2001
Last game: W, 34-7, October 12, 2013

Date	Location	Result	Score
10/12/13	Denton*	W	34-7
10/27/12	Murfreesboro^	L	38-21
12/3/11	Denton^	W	59-7
11/13/10	Murfreesboro^	W	23-17
9/26/09	Denton^	L	37-21
11/22/08	Murfreesboro^	L	52-13
10/27/07	Denton^	L	48-28
9/30/06	Denton^	L	35-0
9/10/05	Murfreesboro^	W	14-7
10/2/04	Denton^	W	30-21
10/25/03	Murfreesboro^	W	33-28
11/23/02	Murfreesboro^	W	30-20
10/13/01	Denton*	W	24-21

*- Conference USA Game

^- Denotes Sun Belt Conference



OPPONENTS

↳ all-time results

OPPONENT	W	L	T	LAST	
				MEETING	SCORE
Abilene Christian	15	8	1	1994	48-0
Air Force	0	1	0	2003	21-34
Akron	0	2	0	2006	13-33
Alabama	0	4	0	2011	0-41
Alcorn State	1	0	0	1990	20-7
Angelo State	1	0	0	1984	7-3
Arizona	0	1	0	2002	9-14
Arizona State	1	4	0	1998	15-34
Arkansas	0	9	0	2007	7-66
Ark.-Monticello	2	0	0	1941	60-0
Arkansas State	8	14	0	2012	19-37
Army	0	4	0	2010	0-24
Auburn	0	1	0	1981	0-20
Austin College	10	5	1	1946	14-0
Ball State	2	0	0	2013	34-27
Baylor	1	11	0	2004	14-37
Boise State	3	3	0	2000	0-59
Bowling Green	0	1	0	1964	7-21
BYU	2	3	0	1980	23-41
Burleson College	4	2	0	1922	13-9
Cal Poly-Pomona	2	0	0	1976	21-10
Cincinnati	9	7	1	2002	24-19
Clemson	0	1	0	2010	10-35
Colorado	0	1	0	2004	21-52
Colorado State	2	1	0	2001	20-45
Dallas University	3	2	0	1919	87-6
Daniel Baker Col.	3	0	0	1931	32-13
Dayton	0	1	0	1952	14-20
Decatur Baptist	11	0	0	1929	97-0
Drake	10	4	1	1976	63-0
East Carolina	0	1	0	1979	16-49
East Texas State	19	6	1	1951	48-7
E. Washington	1	0	1	1988	51-0
Emporia State	1	0	1	1955	62-0
Florida	1	0	0	1947	20-12
Florida Atlantic	4	6	0	2014	31-10
FIU	3	5	0	2014	17-14
Florida State	0	2	0	1977	14-35
Fresno State	2	0	0	1951	62-0
Georgia	0	1	0	2013	21-45
Hardin-Simmons	11	8	1	1963	18-12
Houston	7	7	0	2012	21-44
Howard Payne	2	1	0	1949	34-14
Idaho State	1	0	0	1995	41-38
Idaho	6	4	0	2013	40-6
Illinois State	1	0	0	1996	20-14
Indiana	1	1	0	2014	49-24
Kansas	0	3	0	1998	13-24
Kansas State	1	6	0	2012	21-35
Kentucky	0	3	0	1984	7-31
Lamar	4	2	0	1986	33-13
Long Beach State	0	2	1	1974	19-35
LSU	0	5	0	2012	14-41
Louisiana-Lafayette	9	8	0	2012	30-23
Louisiana Tech	6	7	0	2014	21-42

OPPONENT	W	L	T	LAST	
				MEETING	SCORE
Louisville	10	7	0	1995	14-57
Marshall	0	1	0	1988	0-7
McMurray	4	2	2	1957	14-7
McNeese State	6	5	1	1994	38-17
Memphis	4	15	0	1980	29-10
Meridian	2	1	0	1920	41-0
Miami (Fla.)	0	1	0	1980	8-26
Midwestern	7	1	1	1956	14-7
Missouri	0	1	0	1995	7-28
Montana	0	1	0	1994	17-21
Murray State	1	0	0	1989	28-14
Middle Tenn.	8	5	0	2013	34-7
Mississippi	0	4	0	1956	0-45
Mississippi State	2	6	0	1978	5-17
Missouri State	2	1	1	1994	26-20
Nicholls State	6	0	0	2014	77-3
Navy	0	1	0	2007	62-74
Nebraska	0	1	0	1993	14-76
Nevada	2	9	0	1999	28-41
New Mexico	1	1	0	1983	18-8
New Mexico St.	22	9	2	2004	36-26
North Dakota	1	0	0	1952	55-0
Northwestern St	4	6	0	1994	28-25
N. Illinois	1	0	0	1996	24-21
N. Michigan	1	0	0	1968	17-3
Ohio	0	2	0	2013	21-27
Oklahoma	0	7	0	2007	10-79
Oklahoma Baptist	1	0	0	1920	29-0
Oklahoma City .	1	1	0	1949	26-7
Oklahoma State	1	10	0	1994	34-36
Oregon State	1	1	0	1997	7-33
Pacific	1	1	0	1951	0-34
Parsons College	1	0	0	1965	26-7
Pittsburg State	1	0	0	1938	28-0
Rice	2	3	0	2014	21-41
Richmond	2	6	0	1982	22-13
Sam Houston State	19	11	1	1994	21-16
Samford	1	0	0	2000	14-6
San Diego State	1	6	0	1975	12-30
San Jose State	1	2	1	1981	16-28
SE Oklahoma	4	1	1	1920	47-0
Southern Illinois	4	0	0	1967	37-0
Southern Miss	4	5	0	2014	20-30
SMU	5	28	1	2014	43-6
SW Oklahoma	1	0	0	1950	76-6
South Alabama	1	0	0	2012	24-14
South Florida	0	2	0	2002	17-24
Southwestern	5	2	2	1938	27-6
Stephen F. Austin	23	3	3	1994	33-33
Sul Ross St.	1	0	0	1951	62-6
Tampa	1	2	0	1970	7-18
Tarleton State	1	2	0	1921	0-13
Tennessee	1	0	0	1975	21-14



OPPONENT	W	L	T	LAST MEETING	SCORE
Tenn-Chattanooga	5	3	0	1966	42-7
Terrell Academy	0	1	0	1914	0-6
Texas	0	10	0	2014	7-38
Texas A&M	0	7	0	1998	9-28
TCU	2	16	0	2002	10-16
Texas State	28	6	3	1994	27-14
Texas Southern	1	0	0	2012	34-7
Texas Tech	4	4	0	2001	14-42
Thorp Springs	1	0	0	1916	48-0
Trinity	16	9	2	1957	13-26
Troy	2	8	0	2012	7-14
Tulane	0	1	0	2013	21-24
Tulsa	7	17	0	2013	42-10
UAB	0	2	0	2014	56-21
ULM	13	16	0	2012	16-42
UNLV	1	4	0	2014	36-14
UTA	11	4	1	1985	23-20
UTEP	14	6	3	2014	17-35
UTSA	0	2	0	2014	34-27
Utah State	3	4	0	2004	31-23
Vanderbilt	0	2	0	1997	12-29
Weber State	1	1	0	1971	0-20
Wesley College	1	0	0	1921	33-6
Western Kentucky	4	2	0	2012	24-25
West Texas State	17	6	0	1983	32-3
Wichita State	11	5	1	1974	10-10
Youngstown	2	0	0	1957	68-13

Homecoming Results (42-22-1)

1946	NT 47, East Texas St. 7
1947	NT 33, Houston 0
1948	NT 27, East Texas St. 7
1949	NT 28, Houston 23
1950	NT 34, Nevada 21
1951	NT 61, Midwestern St. 0
1952	NT 34, Texas Tech 19
1953	NT 38, West Texas St. 6
1954	UTEP 6, NT 0
1955	UT-Chattanooga 14, NT 6
1956	NT 7, Trinity 7
1957	NT 12, UT-Chattanooga 0
1958	NT 8, Tulsa 7
1959	NT 12, Wichita State 0
1960	NT 26, Hardin-Simmons 19
1961	NT 23, Tulsa 12
1962	NT 14, Cincinnati 8
1963	NT 7, Wichita State 3
1964	Cincinnati 27, NT 6
1965	NT 24, Wichita State 21
1966	NT 35, Cincinnati 13
1967	NT 20, Wichita State 14
1968	NT 55, Cincinnati 34
1969	NT 27, Wichita State 0
1970	Cincinnati 30, NT 10
1971	NT 21, Drake 12
1972	New Mexico St. 36, NT 22
1973	NT 31, Wichita State 21
1974	NT 24, New Mexico St. 19
1975	NT 27, Cal Poly Pomona 17
1976	Florida State 21, NT 20
1977	NT 45, New Mexico St. 17
1978	NT 25, S. Mississippi 12
1979	NT 28, West Texas St. 14
1980	NT 26, ULM 18
1981	NT 38, New Mexico St. 16
1982	New Mexico 20, NT 17
1983	NT 10, Lamar 0
1984	NT 10, ULM 3
1985	Louisiana Tech 33, NT 8
1986	Arkansas State 43, NT 21
1987	NT 41, Sam Houston 24
1988	NT 37, McNeese St. 0
1989	S.F. Austin 35, NT 16
1990	McNeese State 16, NT 14
1991	NT 18, S.F. Austin 14
1992	NT 37, Notherwestern State 34
1993	NT 35, Texas State 28
1994	NT 38, McNeese St. 17
1995	UAB 19, NT 14
1996	Nevada 40, NT 13
1997	Boise State 17, NT 14
1998	NT 27, Nevada 21
1999	Arkansas State 14, NT 10
2000	Utah State 17, NT 12
2001	NT 24, Middle Tennessee 21
2002	NT 41, ULM 2
2003	NT 37, Utah State 27
2004	NT 36, New Mexico St. 26
2005	ULM 24, NT 19
2006	NT 25, FIU 22
2007	Middle Tennessee 38, NT 28
2008	Troy 45, NT 17
2009	Florida Atlantic 44, NT 40
2010	FIU 34, NT 10
2011	NT 38, ULM 21
2012	Arkansas State 37, NT 19
2013	NT 41, UTEP 7
2014	NT 31, Florida Atlantic 10

Wins in bold

Mean Green vs. FBS Conferences

Conference	Record	Last Played	Last Opponent
American Athletic	1-0	2014	SMU
Atlantic Coast	0-3	2010	Clemson
Big East	0-1	1980	Miami (FL)
Big 12	7-58	2014	Texas
Big 10	1-1	2014	Indiana
Conference USA	41-57-1	2014	UTSA
Independent	2-3	2013	Idaho
Mid-American	3-5	2013	Ball State
Mountain West	7-15	2014	UNLV
Pac-12	2-4	1997	Oregon State
Southeastern	3-34	2013	Georgia
Sun Belt	41-46	2012	Western Kentucky
SWAC	1-0	2012	Texas Southern
Western Athletic	34-75-2	2006	Louisiana Tech



IN REVIEW

↳ results and statistics

↳ Mean Green 2014 Results

Date	Opponent	Results	Atten.
Aug. 30	at Texas	L, 38-7	93,201
Sept. 6	vs. SMU	W, 43-6	22,398
Sept. 11	vs. Louisiana Tech*	L, 42-21	16,998
Sept. 20	vs. Nicholls State	W, 77-3	21,323
Oct. 4	at Indiana	L, 49-24	40,457
Oct. 11	at UAB*	L, 56-21	20,365
Oct. 18	vs. Southern Miss*	L, 30-20	19,127
Oct. 25	at Rice*	L, 41-21	18,430
Nov. 8	vs. Florida Atlantic*	W, 31-10	20,957
Nov. 15	at UTEP*	L, 35-17	24,222
Nov. 22	vs. FIU*	W, 17-14	14,824
Nov. 29	at UTSA*	L, 34-27	24,012

*Conference USA Game

↳ Win-Loss Breakdown

All Games	4	8	333
Home	4	2	667
Away	0	6	000
Neutral	0	0	000
C-USA Games	2	6	250
Home	2	2	500
Away	0	4	000

↳ North Texas Record When ...

Leading at the half	4	1	800
Trailing at the half	0	6	000
Tied at the half	0	1	000
Leading after three quarters	4	0	1.000
Trailing after three quarters	0	8	000
Tied after three quarters	0	0	000
Scoring first	4	0	1.000
Opponent scores first	0	8	000
Running more plays than opponent	3	3	500
Opponent runs more plays	1	4	200
Committing more turnovers	0	5	000
Committing less turnovers	3	2	600
Turnovers are even	1	1	500
Committing at least two turnovers	2	5	286
Winning time of possession	3	2	600
Opponent wins time of possession	1	6	143
Running 70 or more off. plays	1	3	250
Running less than 70 off. plays	3	5	375
Rushing for 150 yards or more	4	2	667
Rushing for less than 150 yards	0	6	000
Passing for 200 yards or more	1	5	167
Passing for less than 200 yards	3	3	500
Passing % is over 55%	3	3	500
Passing % is less than 55%	1	5	167
Third down conv. is over 40%	2	2	500
Third down conv. is less than 40%	2	6	250
Gaining more total yards than opp	4	1	800
Gaining less total yards than opp	0	7	000
Playing at home	4	2	667
Playing on the road	0	6	000
Playing on natural grass	0	0	000
Playing on artificial surface	4	8	333

↳ Team Statistics

	NT	OPP
SCORING	326	358
Points Per Game	27.2	29.8
FIRST DOWNS	213	222
Rushing	106	98
Passing	86	106
Penalty	21	18
RUSHING YARDAGE	1,838	1,941
Yards gained rushing	2,196	2,261
Yards lost rushing	358	320
Rushing Attempts	472	447
Average Per Rush	3.9	4.3
Average Per Game	153.2	161.8
TDs Rushing	21	22
PASSING YARDAGE	2,073	2,492
Comp-Att-Int	181-331-13	216-362-12
Average Per Pass	6.3	6.9
Average Per Catch	11.5	11.5
Average Per Game	172.8	207.7
TDs Passing	13	19
TOTAL OFFENSE	3,911	4,433
Total Plays	803	809
Average Per Play	4.9	5.5
Average Per Game	325.9	369.4
KICK RETURNS: #-Yards	33-767	41-671
PUNT RETURNS: #-Yards	38-298	33-353
INT RETURNS: #-Yards	12-198	13-237
KICK RETURN AVERAGE	23.2	16.4
PUNT RETURN AVERAGE	7.8	10.7
INT RETURN AVERAGE	16.5	18.2
FUMBLES-LOST	20-9	20-10
PENALTIES-Yards	63-603	67-655
Average Per Game	50.2	54.6
PUNTS-Yards	73-3,156	69-2,783
Average Per Punt	43.2	40.3
Net punt average	37.0	34.9
TIME OF POSSESSION/Game	28:39	31:13
3RD-DOWN Conversions	70/181	66-172
3rd-Down Pct	39%	38%
4TH-DOWN Conversions	6-13	11-18
4th-Down Pct	46%	61%
SACKS BY-Yards	33-191	24-214
MISC YARDS	0	0
TOUCHDOWNS SCORED	40	48
FIELD GOALS-ATTEMPTS	15-17	8-10
ON-SIDE KICKS	0-0	1-1
RED-ZONE SCORES	33-35 (94%)	31-35 (89%)
RED-ZONE TOUCHDOWNS	23-35 (66%)	26-35 (74%)
PAT-ATTEMPTS	39-39 (100%)	46-47 (98%)
ATTENDANCE	115,627	220,687
Games/Avg Per Game	6/19,271	6/36,781
Neutral Site Games	0/0	0/0

↳ Score By Quarters

	1st	2nd	3rd	4th	OT	Total
North Texas	62	112	57	95	0	326
Opponents	100	93	108	57	0	358



↳ Rushing	GP	Att	Gain	Loss	Net	Avg	TD	Long	Avg.
Jimmerson, Antoine	11	120	608	19	589	4.9	5	41	53.5
Pegram, Reggie	12	145	565	36	529	3.6	5	54	44.1
Wilson, Jeffrey	9	50	226	2	224	4.5	1	20	24.9
Evans, Erick	6	24	207	3	204	8.5	3	53	34.0
Williams, Dajon	8	39	212	84	128	3.3	2	55	16.0
Harris, Carlos	12	9	98	6	92	10.2	1	43	7.7
McNulty, Andrew	10	42	164	110	54	1.3	2	65	5.4
Lynn, Jarrod	11	12	46	0	46	3.8	1	9	4.2
Tucker, Andrew	11	8	44	0	44	5.5	0	20	4.0
Smiley, Turner	12	2	13	0	13	6.5	0	11	1.1
Ivery, Willy	6	7	5	10	-5	-0.7	0	4	-0.8
Greer, Josh	3	10	8	50	-42	-4.2	1	5	-14.0
TEAM	7	4	0	38	-38	-9.5	0	0	-5.4
Total	12	472	2,196	358	1,838	3.9	21	65	153.2
Opponents	12	447	2,261	320	1,941	4.3	22	74	161.8

↳ Passing	G	Effic	Att	Comp	Int	Pct	Yds	TD	Lng	Avg/G
McNulty, Andrew	10	111.18	202	110	7	54.5	1,295	6	51	129.5
Williams, Dajon	8	145.57	77	46	4	59.7	607	7	41	75.9
Greer, Josh	3	68.73	50	24	2	48.0	171	0	23	57.0
Macek, Blake	12	100.00	1	1	0	100.0	0	0	0	0.0
TEAM	7	0.00	1	0	0	0.00	0	0	0	0.0
Total	13	133.51	402	261	14	64.9	2,987	16	85	229.8
Opponents	13	116.41	455	267	18	58.7	2,966	15	98	228.2

↳ Receiving	G	No.	Yds	Avg	TD	Long	Avg/G
Harris, Carlos	12	70	863	12.3	3	51	71.9
Terrell, Darius	12	26	301	11.6	0	26	25.1
Smith, Marcus	12	15	238	15.9	6	41	19.8
Kidsy, Darvin	12	15	148	9.9	0	31	12.3
Smiley, Turner	12	14	195	13.9	1	44	16.2
Caldwell, Carl	12	13	129	9.9	0	32	10.8
Pegram, Reggie	12	8	3	0.4	0	7	0.2
Jimmerson, Antoine	11	5	66	13.2	0	36	6.0
Chelf, John	10	5	58	11.6	0	21	5.8
Wilson, Jeffrey	9	5	41	8.2	1	29	4.6
Smith, Tanner	8	2	9	4.5	1	8	1.1
Ivery, Willy	6	1	14	14.0	1	14	2.3
Loving, Chris	5	1	8	8.0	0	8	1.6
Jones, Cooper	10	1	0	0.0	0	0	0.0
Total	12	181	2,073	11.5	13	51	172.8
Opponents	12	216	2,492	11.5	19	88	207.7



IN REVIEW

↳ individual statistics

↳ Total Offense	G	Plays	Rush	Pass	Total	Avg/G
McNulty, Andrew	10	244	54	1,295	1,349	134.9
Williams, Dajon	8	116	128	607	735	91.9
Jimmerson, Antoinne	11	120	589	0	589	53.5
Pegram, Reggie	12	145	529	0	529	44.1
Wilson, Jeffrey	9	50	224	0	224	24.9
Evans, Erick	6	24	204	0	204	34.0
Green, Josh	3	60	-42	171	129	43.0
Harris, Carlos	12	9	92	0	92	7.7
Lynn, Jarrod	11	12	46	0	46	4.2
Tucker, Andrew	11	8	44	0	44	4.0
Smiley, Turner	12	2	13	0	13	1.1
Ivery, Willy	6	7	-5	0	-5	-0.8
TEAM	7	5	-38	0	-38	-5.4
Total	12	803	1,838	2,073	3,911	325.9
Opponents	12	809	1,941	2,492	4,433	369.4

↳ Kick Returns	No.	Yds	Avg	TD	Long
Harris, Carlos	19	449	23.6	0	41
Kidsy, Darvin	12	299	24.9	1	100
Jones, James	2	19	9.5	0	11
Total	33	767	23.2	1	100
Opponents	41	671	16.4	0	28

↳ Interceptions	No.	Yds	Avg	TD	Long
Jones, James	3	33	11.0	1	33
Buyers, Kenny	2	43	21.5	0	43
Lee, Lairamie	2	0	0.0	0	0
Whitfield, Zac	1	98	98.0	1	98
Wade, Sheldon	1	0	0.0	0	0
Davis, Chad	1	0	0.0	0	0
McClain, Kishawn	1	0	0.0	0	0
Watson, Dutton	1	24	24.0	0	24.0
Total	12	198	16.5	2	98
Opponents	13	237	18.2	5	71

↳ Punt Returns	No.	Yds	Avg	TD	Long
Kidsy, Darvin	23	233	10.1	1	75
Harris, Carlos	10	47	4.7	0	15
Whitfield, Zac	2	-2	-1.0	0	0
Ellis, Sed	1	20	20.0	0	0
Jones, James	1	0	0.0	0	0
TEAM	1	0	0.0	0	0
Total	38	298	7.8	1	75
Opponents	33	353	10.7	1	74

↳ Fumble Returns	No.	Yds	Avg	TD	Long
Roberts, Jarrian	1	31	31.0	1	31
Wallace, Sir Calvin	1	7	7.0	0	7
Jones, James	1	2	2.0	1	2
Total	3	40	13.3	2	31
Opponents	2	104	52.0	1	61

IN REVIEW

↳ individual statistics



↳ Field Goals	FGM-FGA	Pct	01-19	20-29	30-39	40-49	50-99	Lg	Blkd
Moore, Trevor	15-17	88.2	1-1	6-6	4-5	4-5	0-0	47	0

↳ Punting	No.	Yds	Avg	Long	TB	FC	I20	50+	Blkd
Keena, Eric	43	1,927	44.8	71	2	12	4	9	0
Macek, Blake	30	1,229	41.0	58	3	9	11	3	0
Total	73	3,156	43.2	71	5	21	15	12	0

↳ Scoring	TD	FGs	----- PATs -----				Pass	DXP	Saf	Points
			Kick	Rush	Rcv					
Moore, Trevor	--	15-17	37-37	--	--	--	--	--	82	
Smith, Marcus	6	--	--	--	--	--	--	--	36	
Pegram, Reggie	5	--	--	--	--	--	--	--	30	
Jimmerson, Antoine	5	--	--	--	--	--	--	--	30	
Harris, Carlos	4	--	--	--	--	--	--	--	24	
Evans, Erick	3	--	--	--	--	--	--	--	18	
Wilson, Jeffrey	2	--	--	--	--	--	--	--	12	
Jones, James	2	--	--	--	--	--	--	--	12	
Kidsy, Darvin	2	--	--	--	--	--	--	--	12	
Williams, Dajon	2	--	--	--	--	--	--	--	12	
McNulty, Andrew	2	--	--	--	--	1-1	--	--	12	
Lynn, Jarrod	1	--	--	--	--	--	--	--	6	
Smiley, Turner	1	--	--	--	--	--	--	--	6	
Smith, Tanner	1	--	--	--	--	--	--	--	6	
Roberts, Jarrian	1	--	--	--	--	--	--	--	6	
Greer, Josh	1	--	--	--	--	--	--	--	6	
Ivery, Willy	1	--	--	--	--	--	--	--	6	
Whitfield, Zac	1	--	--	--	--	--	--	--	6	
Paul, Zach	--	--	2-2	--	--	--	--	--	2	
Terrell, Darius	--	--	--	--	1	--	--	--	2	
Total	40	15-17	39-39	--	1	1-1	--	--	326	
Opponents	48	8-10	46-47	--	--	--	--	--	358	

↳ All Purpose	G	Rush	Rec	PR	KOR	IR	Tot	Avg/G
Harris, Carlos	12	92	863	47	449	0	1,451	120.9
Kidsy, Darvin	12	0	148	233	299	0	680	56.7
Jimmerson, Antoine	11	589	66	0	0	0	655	59.5
Pegram, Reggie	12	529	3	0	0	0	532	44.3
Terrell, Darius	12	0	301	0	0	0	301	25.1
Wilson, Jeffrey	9	224	41	0	0	0	265	29.4
Smith, Marcus	12	0	238	0	0	0	238	19.8
Smiley, Turner	12	13	195	0	0	0	208	17.3
Evans, Erick	6	204	0	0	0	0	204	34.0
Caldwell, Carl	12	0129	0	0	0	0	129	10.8
Williams, Dajon	8	128	0	0	0	0	128	16.0
Whitfield, Zac	10	0	0	-2	0	98	96	9.6
Chelf, John	10	0	58	0	0	0	58	5.8
McNulty, Andrew	10	54	0	0	0	0	54	5.4
Jones, James	12	0	0	0	19	33	52	4.3
Lynn, Jarrod	12	46	0	0	0	0	46	4.2
Tucker, Andrew	11	44	0	0	0	0	44	4.0
Buyers, Kenny	12	0	0	0	0	43	43	3.6
Watson, Dutton	5	0	0	0	0	24	24	4.8
Ellis, Sed	12	0	0	20	0	0	20	1.7
Ivery, Willy	6	-5	14	0	0	0	9	1.5
Smith, Tanner	8	0	9	0	0	0	9	1.1
Loving, Chris	5	0	8	0	0	0	8	1.6
Greer, Josh	3	-42	0	0	0	0	-42	-14.0
TEAM	7	-38	0	0	0	0	-38	-5.4
Total	12	1,838	2,073	298	767	198	5,174	431.2
Opponents	12	1,941	2,492	353	671	237	5,694	474.5



IN REVIEW

↳ final defensive statistics

↳	Defensive Leaders	GP	-----Tackles-----			TFL/Yds	-Sacks-		---Pass Def---		--Fumbles--		Blkd	
			Solo	Ast	Total		No-Yds	Int-Yds	BrUp	QBH	Rcv-Yds	FF	Kick	Saf
7	Akunne, Derek	12	65	43	108	8.5-31	3.0-19	.	2	1	.	3	.	.
13	Jones, James	12	34	25	59	1.0-1	.	3-33	9	.	2-2	.	.	.
27	Lee, Lairamie	11	30	27	57	0.5-0	.	2-0	3	.	.	1	.	.
31	Buyers, Kenny	12	37	18	55	3.0-13	.	2-43	3
24	Wade, Sheldon	11	38	17	55	.	.	1-0	1
32	Scott, Fred	12	27	27	54	2.5-11	.	.	1
34	McClain, Kishawn	12	21	18	39	0.5-1	.	1-0
8	Marshall, Jamal	12	26	13	39	1.5-3	.	.	.	1
30	Roberts, Jarrion	12	11	15	26	5.5-18	2.0-11	.	.	1	1-31	.	.	.
43	Wallace, Anthony	9	18	7	25	.	.	.	2
42	Polk, Chad	10	14	11	25	8.5-41	5.5-27	.	3	.	.	1	.	.
49	Mason, Daryl	9	14	10	24	6.5-27	3.0-17	.	.	1	.	2	.	.
6	Ellis, Sed	12	13	10	23	1.0-1	.	.	1	.	1-0	.	1	.
3	Minor, Calvin	11	12	11	23	3.5-10	1.5-7
91	Orr, Austin	11	14	7	21	3.0-13	2.0-8	2	.	.
70	Wallace, Sir Calvin	12	10	10	20	3.0-13	1.0-3	.	.	1	2-7	.	.	.
23	Whitfield, Zac	10	14	4	18	1.0-2	.	1-98
56	Dilonga, Malik	11	7	8	15	3.0-16	2.0-12	.	1	1
99	Flusche, Andy	7	4	8	12	2.5-15	1.5-13
63	Moore, Sid	9	6	5	11	3.5-17	1.5-14
95	Lincoln, Alexander	10	5	6	11	2.5-21	2.5-21	.	2
90	Johnson, Tillman	8	8	3	11	5.0-26	5.0-26
19	Schilleci, John	7	6	2	8
16	Davis, Chad	11	5	2	7	.	.	1-0	2
5	Dash, Matthew	5	3	4	7	0.5-2
10	Teegarden, Derrick	12	6	1	7	2-0	1	1	.
39	Lynn, Jarrod	11	4	1	5	1-0	.	.	.
25	Tucker, Andrew	11	4	.	4
1	Smiley, Turner	12	2	1	3
94	Haboul, Mustafa	4	.	3	3
15	Caldwell, Carl	2	1	3
4	Kidsy, Darvin	12	3	.	3	1-0	.	.	.
98	Watson, Dutton	5	2	1	3	1.5-10	1.5-10	1-24
8	Greer, Josh	3	2	.	2
46	Smith, A.J.	8	1	1	2	1.0-3	1.0-3	.	.	1
84	Keena, Eric	12	2	.	2
9	Harris, Carlos	12	1	1	2
29	Ivery, Willy	6	1	.	1
18	Smith, Marcus	12	1	.	1
14	Loving, Chris	5	1	.	1
83	Chelf, John	10	1	.	1
17	Jones, Cooper	10	.	1	1
	Total	12	475	322	797	69-295	33-191	12-198	30	7	10-40	10	2	.
	Opponents	12	474	336	810	71-317	24-214	13-237	43	16	9-104	12	.	.



↳ **North Texas Individual Game Highs**

Rushes	26	Pegram, Reggie vs. FIU (Nov. 22, 2014)
Yards Rushing	114	Pegram, Reggie vs. FIU (Nov. 22, 2014)
TD Rushes	2	Pegram, Reggie and Williams, Dajon vs. Nicholls (Sept. 20, 2014)
Long Rush	65	McNulty, Andrew at UTEP (Nov. 15, 2014)
Pass attempts	43	McNulty, Andrew at UTEP (Nov. 15, 2014)
Pass completions	24	McNulty, Andrew at UTSA (Nov. 29, 2014)
Yards Passing	287	McNulty, Andrew, twice (last vs. UTSA, Nov. 29, 2014)
TD Passes	3	Williams, Dajon, twice (last vs. Indiana, Oct. 4, 2014)
Long Pass	51	McNulty, Andrew at Rice (Oct. 25, 2014)
Receptions	15	Harris, Carlos vs. Southern Miss (Oct. 18, 2014)
Yards Receiving	216	Harris, Carlos vs. Southern Miss (Oct. 18, 2014)
TD Receptions	1	13 different players
Long Reception	51	Harris, Carlos at Rice (Oct. 25, 2014)
Field Goals	5	Moore, Trevor vs. SMU (Sept. 6, 2014)
Long Field Goal	47	Moore, Trevor vs. SMU (Sept. 6, 2014)
Punts	7	Macek, Blake and Eric Keena (5 times, last at UTSA, Nov. 29, 2014)
Punting Avg.	53.7	Keena, Eric at UAB (Oct. 11, 2014)
Long Punt	71	Keena, Eric at UAB (Oct. 11, 2014)
Long Punt Return	75	Kisd, Darvin vs. Nicholls (Sept. 20, 2014)
Long Kickoff Return	100	Kidsy, Darvin at Rice (Oct. 25, 2014)
Tackles	17	Akunne, Derek at UAB (Oct. 11, 2014)
Sacks	3.0	Johnson, Tillman vs. Nicholls (Sept. 20, 2014)
Tackles For Loss	3.0	Three Players
Interceptions	2	Jones, James vs. Nicholls (Sept. 20, 2014)

NORTH TEXAS GAME HIGHS

↳ **Team Game Highs**

Rushes	55	vs. SMU (Sept. 6, 2014)
Yards Rushing	324	vs. Nicholls (Sept. 20, 2014)
Yards Per Rush	8.5	vs. Nicholls (Sept. 20, 2014)
TD Rushes	5	vs. Nicholls (Sept. 20, 2014)
Pass attempts	43	at UTSA (Nov. 29, 2014)
Pass completions	24	at UTSA (Nov. 29, 2014)
Yards Passing	291	at UAB (Oct. 11, 2014)
Yards Per Pass	11.9	vs. Nicholls (Sept. 20, 2014)
TD Passes	3	twice
Total Plays	80	at UTSA (Nov. 29, 2014)
Total Offense	526	vs. Nicholls (Sept. 20, 2014)
Yards Per Play	9.6	vs. Nicholls (Sept. 20, 2014)
Points	77	vs. Nicholls (Sept. 20, 2014)
Sacks By	10	vs. Nicholls (Sept. 20, 2014)
First Downs	24	at UAB (Oct. 11, 2014)
Penalties	15	vs. SMU (Sept. 6, 2014)
Penalty Yards	139	vs. SMU (Sept. 6, 2014)
Turnovers	5	at UAB (Oct. 11, 2014)
Interceptions By	3	twice
Punts	10	vs. Louisiana Tech (Sept. 11, 2014)



IN REVIEW

↳ superlatives

↳ Opponent Individual Game Highs

Rushes	19	Twice
Yards Rushing	177	Jones, Aaron at UTEP (Nov. 15, 2014)
TD Rushes	3	Jeffrey, Nathan at UTEP (Nov. 15, 2014)
Long Rush	74	Coleman, Tevin at Indiana (Oct. 4, 2014)
Pass attempts	41	Mullends, Nick vs. Southern Miss (Oct. 18, 2014)
Pass completions	27	Mullens, Nick vs. Southern Miss (Oct. 18, 2014)
Yards Passing	320	Clements, Cody at UAB (Oct. 11, 2014)
TD Passes	5	Sokol, Cody vs. Louisiana Tech (Sept. 11, 2014)
Long Pass	88	Jackson, Driphus at Rice (Oct. 25, 2104)
Receptions	8	Richard, Jalen vs. Southern Miss (Oct. 18, 2014)
Yards Receiving	137	Taylor, Jordan vs Rice (Oct. 25, 2014)
TD Receptions	2	Twice
Long Reception	88	Taylor, Jordan at Rice (Oct. 25, 2014)
Field Goals	3	Acosta, Corey vs. Southern Miss (Oct. 18, 2014)
Long Field Goal	41	Joseph, Greg vs. Florida Atlantic (Nov. 8, 2014)
Punts	8	Fryoux, Connoer vs. Nicholls (Sept. 20, 2014)
Punting Avg.	48.5	Mattox, Jay at UTEP (Nov. 15, 2014)
Long Punt	62	Farrimond, Jame at Rice (Oct. 25, 2014)
Long Punt Return	74	Leonard, Richie vs. FIU (Nov. 22, 2014)
Long Kickoff Return	28	Okpalobi, C.J. vs. Nicholls (Sept. 20, 2014)
Tackles	12	Davis, Jordan vs. FIU (Nov. 22, 2014)
Sacks	2.0	Ridgeway, Hassa at Texas (Aug. 30, 2014)
Tackles For Loss	3.0	Twice
Interceptions	1	13 different players

OPPONENT GAME HIGHS

↳ Opponent Team Game Highs

Rushes	49	at UAB (Oct. 11, 2014)
Yards Rushing	363	at Indiana (Oct 4, 2014)
Yards Per Rush	8.2	at Indiana (Oct. 4, 2014)
TD Rushes	5	at UTEP (Nov. 15, 2014)
Pass attempts	45	vs. SMU (Sept. 6, 2014)
Pass completions	27	vs. Southern Miss (Oct. 18, 2014)
Yards Passing	320	at UAB (Oct. 11, 2014)
Yards Per Pass	13.9	at UAB (Oct. 11, 2014)
TD Passes	5	vs. Louisiana Tech (Sept. 11, 2014)
Total Plays	82	vs. Southern Miss (Oct. 18, 2014)
Total Offense	593	at Indiana (Oct. 4, 2014)
Yards Per Play	8.1	at Indiana (Oct. 4, 2014)
Points	56	at UAB (Oct. 11, 2014)
Sacks By	5	at UAB (Oct. 11, 2014)
First Downs	30	vs. Southern Miss (Oct. 18, 2014)
Penalties	7	5 different times
Penalty Yards	80	vs. FIU (Nov. 22, 2014)
Turnovers	5	vs. SMU (Sept. 6, 2014)
Interceptions By	4	at Texas (Aug. 30, 2014)
Punts	10	vs. Nicholls (Sept. 20, 2014)



↳ **North Texas Individual All-Purpose Yards**

ALL-PURPOSE YARDS	Total	UT	SMU	LaTech	Nich	Ind	UAB	USM	Rice	FAU	UTEP	FIU	UTSA
Harris, Carlos	1,451	43	76	177	191	161	230	234	84	41	43	25	146
Kidsy, Darvin	680	-	31	23	157	26	71	19	110	32	51	94	66
Jimmerson, A.	655	30	47	42	30	119	115	68	39	111	21	33	DNP
Pegram, Reggie	532	50	82	19	62	21	24	37	20	89	-3	114	17
Terrell, Darius	301	-	27	9	5	8	38	34	43	20	14	25	78
Wilson, Jeffrey	265	26	61	16	DNP	DNP	DNP	14	-	5	37	1	105
Smith, Marcus	238	-	8	10	55	20	18	-	-	36	12	29	50
Smiley, Turner	208	-	-	50	13	-	77	-	15	13	8	18	14
Evans, Erick	204	DNP	53	40	57	7	47	DNP	DNP	DNP	DNP	DNP	-
Caldwell, Carl	129	11	-	40	-	-	11	23	39	-	2	-	3
Williams, Dajon	128	DNP	19	5	68	40	-15	-10	20	1	DNP	DNP	DNP
Whitfield, Zac	96	-	-1	-	98	-	DNP	DNP	-	-	-	-	-1
Chelf, John	58	DNP	DNP	-	21	-	14	-	16	-	-	-	7
McNulty, Andrew	54	-12	-	DNP	-	DNP	-	-5	-38	14	67	5	23
Jones, James	52	-	-	19	33	-	-	-	-	-	-	-	-
Lynn, Jarrod	46	7	4	9	-	4	DNP	-	-	6	-	9	7
Tucker, Andrew	44	-	DNP	-	44	-	-	-	-	-	-	-	-
Buyers, Kenny	43	-	-	-	-	-	-	-	-43	-	-	-	-
Watson, Dutton	24	-	24	-	DNP	-	-	DNP	DNP	DNP	DNP	DNP	DNP
Ellis, Sed	20	-	-	-	20	-	-	-	-	-	-	-	-
Ivery, Willy	9	-1	DNP	DNP	10	DNP	DNP	-	DNP	-	DNP	-	-
Smith, Tanner	9	-	DNP	-	DNP	1	DNP	-	-	8	-	-	-
Loving, Chris	8	DNP	-	DNP	-	-	DNP	-	8	-	-	-	-
Greer, Josh	-42	-25	-15	-2	DNP	DNP	DNP	DNP	DNP	DNP	DNP	DNP	DNP



IN REVIEW

↳ game-by-game comparisons

↳ Team Comparisons

	Tm. Rushing (Att.-Yds.-TDs)		Tm. Passing (Att.-Comp.-Yds.-Int.-TDs)		Tm. Total Offense		Tm. First Downs		Fumbles-Lost	
	NT	Opp	NT	Opp	NT	Opp	NT	Opp	NT	Opp
at Texas	43-79-0	40-163-3	17-3-15-4-0	34-19-190-0-1	94	353	8	18	2-0	4-2
vs. SMU	55-245-3	14-10-0	17-12-108-0-0	45-24-266-2-1	353	274	17	17	2-0	3-3
vs. La Tech	36-104-3	30-98-1	34-18-175-0-0	36-23-260-1-5	279	358	18	21	4-2	0-0
vs. Nicholls	38-324-5	42-78-0	17-13-202-0-3	32-17-166-3-0	526	244	14	20	1-1	0-0
at Indiana	35-143-0	44-363-4	34-18-205-2-3	29-23-230-0-3	348	593	22	22	0-0	2-1
at UAB	43-160-1	50-132-3	36-20-291-2-2	22-17-316-0-2	451	448	24	19	3-3	0-0
vs. Southern Miss	26-108-2	41-201-1	35-20-287-0-0	41-27-305-2-2	395	506	21	30	0-0	1-0
at Rice	26-33-1	46-188-3	34-16-190-1-1	26-13-233-0-1	216	421	16	20	3-1	1-0
vs. Florida Atlantic	52-235-3	32-95-0	17-13-107-1-1	31-15-102-1-1	342	197	19	12	1-1	1-1
at UTEP	30-100-1	46-351-5	27-15-101-1-1	11-8-87-0-0	201	438	13	18	1-0	1-1
vs. FIU	44-161-1	30-91-0	20-9-105-2-1	25-11-56-3-0	266	147	16	12	0-0	3-0
at UTSA	37-150-1	33-175-3	43-24-287-0-1	29-18-277-0-2	437	452	19	19	3-1	4-2

Individual Rushing (Att.-Yds.-TD)

	Jimmerson	Wilson	Pegram
at Texas	9-30-0	5-22-0	15-50-0
vs. SMU	15-47-1	14-56-0	21-81-1
vs. La Tech	7-34-1	3-16-0	7-21-0
vs. Nicholls	4-30-0	---	8-62-2
at Indiana	12-83-0	---	6-14-0
at UAB	13-104-1	---	10-24-0
vs. Southern Miss	13-57-1	2-11-0	6-37-1
at Rice	15-39-0	1-0-0	7-20-0
vs. Florida Atlantic	17-111-1	1-5-0	24-89-0
at UTEP	8-21-0	4-8-0	5-2-0
vs. FIU	7-33-0	1-1-0	26-114-1
at UTSA	---	19-105-0	10-15-0

Individual Passing (Att.-Comp.-Yds.-Int.-TD)

	Greer	McNulty	Williams
at Texas	11-2-8-2-0	6-1-7-2-0	---
vs. SMU	12-9-86-0-0	5-3-22-0-0	---
vs. La Tech	27-13-77-0-0	---	7-5-98-0-0
vs. Nicholls	---	3-2-26-0-0	14-11-176-0-3
at Indiana	---	---	34-18-205-2-3
at UAB	---	14-9-167-0-1	21-11-124-2-1
vs. Southern Miss	---	35-20-287-0-0	---
at Rice	---	33-15-186-1-1	1-1-4-0-0
vs. Florida Atlantic	---	16-12-107-1-1	---
at UTEP	---	27-15-101-1-1	---
vs. FIU	---	20-9-105-2-1	---
at UTSA	---	43-24-287-0-1	---

Individual Receiving (Rec.-Yds.-TD)

	Harris	Kidsy	Terrell	M. Smith	Smiley	Caldwell
at Texas	0-0-0	0-0-0	0-0-0	0-0-0	0-0-0	2-11-0
vs. SMU	4-36-0	3-31-0	2-27-0	1-8-0	0-0-0	0-0-0
vs. La Tech	4-37-0	3-23-0	1-9-0	1-10-0	2-50-0	3-40-0
vs. Nicholls	5-69-1	1-25-0	1-5-0	2-55-1	2-13-0	0-0-0
at Indiana	11-120-1	2-13-0	1-8-0	1-20-1	0-0-0	0-0-0
at UAB	3-80-0	3-42-0	4-38-0	2-18-1	4-77-1	1-11-0
vs. Southern Miss	15-216-0	0-0-0	2-34-0	0-0-0	0-0-0	1-23-0
at Rice	3-65-1	1-4-0	4-43-0	0-0-0	2-15-0	2-39-0
vs. Florida Atlantic	6-41-0	0-0-0	2-20-0	2-36-1	1-2-0	0-0-0
at UTEP	6-43-0	0-0-0	2-14-0	1-12-0	1-6-0	3-2-0
vs. FIU	3-25-0	1-8-0	2-25-0	2-29-1	1-18-0	0-0-0
at UTSA	10-131-0	1-2-0	5-78-0	3-50-1	1-14-0	1-3-0



↳ Offense

Game	LT	LG	C	RG	RT	WR	WR	WR	TE	RB	QB
at Texas	Johnson	Y'Barbo	Kirby	McKinney	Lemon	Terrell	Harris	T. Smith	M. Smith	Pegram	Greer
vs. SMU	Johnson	Y'Barbo	Kirby	McKinney	Lemon	Terrell	Harris	Lynn	M. Smith	Pegram	Greer
vs. La Tech	Johnson	Y'Barbo	Kirby	McKinney	Lemon	Terrell	Harris	Lynn	M. Smith	Wilson	Greer
vs. Nicholls	Johnson	Y'Barbo	Kirby	McKinney	Lemon	Terrell	Harris	Kidsy	M. Smith	Pegram	Williams
at Indiana	Johnson	Y'Barbo	Kirby	McKinney	Lemon	Terrell	Harris	Kidsy	M. Smith	Pegram	Williams
at UAB	Johnson	Y'Barbo	Kirby	McKinney	Lemon	Terrell	Harris	Kidsy	Caldwell	Evans	Williams
vs. Southern Miss	Johnson	Y'Barbo	Kirby	McKinney	Lemon	Terrell	Harris	Kidsy	M. Smith	Jimmerson	McNulty
at Rice	Johnson	Y'Barbo	Kirby	McKinney	Lemon	Terrell	Harris	Kidsy	Smiley	Jimmerson	McNulty
vs. Florida Atlantic	Johnson	Y'Barbo	Kirby	McKinney	Lemon	Terrell	Harris	T. Smith	M. Smith	Pegram	McNulty
at UTEP	Johnson	Y'Barbo	Kirby	McKinney	Lemon	Terrell	Harris	T. Smith	Smiley	Jimmerson	McNulty
vs. FIU	Banogu	Y'Barbo	Kirby	McKinney	Lemon	Terrell	Harris	T. Smith	M. Smith	Pegram	McNulty
at UTSA	Banogu	Y'Barbo	Kirby	McKinney	Lemon	Smiley	Harris	T. Smith	M. Smith	Pegram	McNulty

↳ Defense

Game	DE	DT	DT	DE	LOLB	MLB	ROLB	CB	CB	FS	SS
at Texas	Polk	Watson	Lincoln	Roberts	Akunne	Scott	Ellis	Buyers	Jones	Wade	Lee
vs. SMU	Polk	Watson	Lincoln	Roberts	Akunne	Scott	Ellis	Buyers	Jones	Wade	Lee
vs. La Tech	Polk	Wallace	Lincoln	Roberts	Akunne	Scott	Ellis	Buyers	Jones	Wade	Lee
vs. Nicholls	Polk	Wallace	Lincoln	Dilonga	Akunne	Scott	Ellis	Buyers	Jones	Wade	Lee
at Indiana	Polk	Wallace	Lincoln	Dilonga	Akunne	Scott	Ellis	Buyers	Jones	Wade	Lee
at UAB	Polk	Wallace	Lincoln	Dilonga	Akunne	Scott	Ellis	Buyers	Jones	Wade	Schilleci
vs. Southern Miss	Polk	Wallace	Orr	Mason	Akunne	Scott	Marshall	Buyers	Jones	McClain	Lee
at Rice	Polk	Wallace	Orr	Mason	Akunne	Scott	Marshall	Buyers	Jones	McClain	Lee
vs. Florida Atlantic	Polk	Wallace	Orr	Mason	Akunne	Scott	Marshall	Buyers	Jones	McClain	Lee
at UTEP	Polk	Orr	Lincoln	Mason	Akunne	Scott	Minor	Buyers	Jones	Wade	Lee
vs. FIU	Roberts	Wallace	Orr	Mason	Akunne	Scott	Minor	Buyers	Jones	Wade	Lee
at UTSA	Roberts	Wallace	Orr	Mason	Akunne	Scott	Minor	Buyers	Jones	Wade	Lee



IN REVIEW

↳ game leaders

↳ North Texas Individual Leaders By Game

Game	Rushing (att-yds-td)	Passing (att-comp-yds-td)	Receiving (rec-yds-td)	Tackles
at Texas	Pegram (15-50-0)	Greer (11-2-8-0)	Caldwell (2-11-0)	Wade (9)
vs. SMU	Pegram (21-81-1)	Greer (12-9-86-0)	Harris (4-36-0)	Tackles (6)
vs. La Tech	Evans (9-40-1)	Williams (7-5-98-0)	Harris (4-37-0)	Akunne (10)
vs. Nicholls	Williams (4-68-2)	Williams (14-11-176-3)	Harris (5-69-1)	Polk (7)
at Indiana	Jimmerson (12-83-0)	Williams (34-18-205-3)	Harris (11-120-1)	Akunne (14)
at UAB	Jimmerson (13-104-1)	McNulty (14-9-167-1)	Smiley (4-77-1)	Akunne (17)
vs. Southern Miss	Jimmerson (13-57-1)	McNulty (35-20-287-0)	Harris (15-216-0)	Akunne (14)
at Rice	Jimmerson (15-39-0)	McNulty (33-15-186-1)	Harris (3-65-1)	Akunne (8)
vs. Florida Atlantic	Jimmerson (17-111-1)	McNulty (16-12-107-1)	Harris (6-41-0)	Akunne (10)
at UTEP	McNulty (12-67-0)	McNulty (27-15-101-1)	Harris (6-43-0)	Lee (10)
vs. FIU	Pegram (26-114-1)	McNulty (20-9-105-1)	Harris (3-25-0)	Akunne (9)
at UTSA	Wilson (19-105-0)	McNulty (43-24-287-1)	Harris (10-131-0)	Akunne (7)

↳ Opponent Individual Leaders By Game

Game	Rushing (att-yds-td)	Passing (att-comp-yds-td)	Receiving (rec-yds-td)	Tackles
at Texas	Gray (16-82-0)	Ash (34-19-190-1)	Harris 7-110-1)	Reed (6)
vs. SMU	Pope (8-31-0)	Cassel (21-11-134-1)	Thompson (6-74-0)	Yenga (9)
vs. La Tech	Dixon (19-75-1)	Sokol (31-20-243-5)	Taylor (5-54-1)	Thomason (7)
vs. Nicholls	Henry (19-95-0)	Hebert (16-10-116-1)	Bolt (4-38-0)	Sanders (9)
at Indiana	Coleman (17-150-1)	Sudfeld (29-23-230-3)	Wynn (5-127-2)	Clark (6)
at UAB	Howard (16-67-1)	Clements (22-17-316-2)	Nelson (4-104-1)	Davis (10)
vs. Southern Miss	Smith (12-95-0)	Mullens (41-27-305-2)	Richard (8-71-0)	Johnson (7)
at Rice	Dillard (13-80-1)	Jackson (26-13-233-1)	Taylor (4-137-1)	Finner (5)
vs. Florida Atlantic	Gaskins (10-38-0)	Johnson (25-14-99-1)	Whitehead (4-18-0)	Ward (11)
at UTEP	Jones (16-177-2)	Showers (11-8-87-0)	Golden (3-50-0)	Musgrave (8)
vs. FIU	Samuel (14-89-0)	McGough (25-11-56-0)	Smith (4-15-0)	Davis (12)
at UTSA	Glasco II (15-99-1)	Carter (29-18-277-2)	Harrison (4-28-0)	Egwuagu (8)



Game 1

August 30, 2014

Austin, Texas

No. 24 Texas 38 North Texas 7

Game 2

September 6, 2014

Denton, Texas

North Texas 43 SMU 6

↳ Team Statistics

	NT	Texas
First Downs	8	18
Rushes-Yards	43-79	40-163
Passing-Yards	15	190
Comp-Att-Int	3-17-4	19-34-0
Total Plays-Yards	60-94	74-353
Punts-Yards	9-378	5-191
Fumbles/Lost	2-0	4-2
Penalties	6-56	7-65
3rd Down Conv.	3-for-15	4-for-14
Time of Possession	27:18	32:42

↳ Individual Statistics

RUSHING - North Texas - Pegram 15-50. Texas - Gray 16-82

PASSING - North Texas - Greer - 2-11-8-2. Texas - Ash - 19-34-190-0

RECEIVING North Texas - Caldwell 2-11. Texas- Harris 7-110.

↳ Score By Quarters

	1	2	3	4	Score
North Texas	0	0	0	7	7
Texas	7	14	7	10	38

↳ Scoring Summary

UT - Brown 1 yd run, 3:30, 1st
 UT - Brown 3 yd run, 0:39, 2nd
 UT - Ash 1 yd run, 4:24, 2nd
 UT - Harris 8 yd catch, 4:25, 3rd
 NT - Jones 0 yd fumble recovery, 4th
 UT - Rose 34 yd FG, 2:51, 4th
 UT - Cobbs 28 yd interception return, 4th

↳ Team Statistics

	SMU	NT
First Downs	17	17
Rushes-Yards	10-14	55-245
Passing-Yards	266	108
Comp-Att-Int	24-45-2	12-17-0
Total Plays-Yards	59-274	72-353
Punts-Yards	6-238	5-208
Fumbles/Lost	3-3	2-0
Penalties	7-60	15-139
3rd Down Conv.	1-for-11	6-for-16
Time of Possession	23:22	36:38

↳ Individual Statistics

RUSHING - SMU - Pope 8-31. North Texas - Pegram 21-81, Wilson 14-56.

PASSING - SMU - Burcham - 12-22-99-2. North Texas - Greer - 9-12-86-0

RECEIVING SMU - Thompson 6-74. North Texas - Harris 4-36

↳ Score By Quarters

	1	2	3	4	Score
SMU	0	0	0	6	6
North Texas	3	20	6	14	43

↳ Scoring Summary

NT - Moore 44 yd FG, 1st, 4:11
 NT - Pegram 4 yd run, 2nd, 2:26
 NT - Moore 21 yd FG, 2nd, 4:43
 NT - Roberts 31 yd fumble recovery, 2nd
 NT - Moore 23 yd FG, 1:53, 2nd
 NT - Moore 42 yd FG, 3:28, 3rd
 NT - Moore 47 yd FG, 2:27, 3rd
 NT - Jimmerson 8 yd run, 2:13, 4th
 NT - Evans 53 yd run, 3:03, 4th
 SMU - Halverson 33 yd catch, 2:53, 4th



IN REVIEW

↳ box scores

Game 3

September 11, 2014

Denton, Texas

Louisiana Tech 42 North Texas 21

↳ Team Statistics

	LA Tech	NT
First Downs	21	18
Rushes-Yards	30-98	36-104
Passing-Yards	260	175
Comp-Att-Int	23-36-1	18-34-0
Total Plays-Yards	66-358	70-279
Punts-Yards	6-243	10-414
Fumbles/Lost	0-0	4-2
Penalties	7-73	9-90
3rd Down Conv.	6-for-13	6-for-18
Time of Possession	29:21	30:39

↳ Individual Statistics

RUSHING - LATECH - Dixon 19-75. **North Texas** - Evans 9-40, Jimmerson 7-34.

PASSING - LATECH - Sokol - 20-31-243-0. **North Texas** - Williams 5-7-98-0

RECEIVING LATECH - Taylor 5-54. **North Texas** - Harris 4-37

↳ Score By Quarters

	1	2	3	4	Score
LA Tech	0	21	14	7	42
North Texas	0	0	7	14	21

↳ Scoring Summary

LATECH - Gaston 4 yd catch, 2nd, 3:12

LATECH - Lee 28 yd catch, 2nd, 1:48

LATECH - Turner 5 yd catch, 2nd, 3:25

LATECH -Dixon 2 yd run, 3rd, 0:06

NT - Greer 5 yd run, 3rd, 3:07

LATECH - Turner 21 yd catch, 3rd, 2:29

LATECH - Taylor 12 yd catch, 4th, 0:05

NT - Jimmerson 3 yd run, 4th, 4:24

NT - Evans 9 yd run, 4th, 1:22

NT - Thompson 26yd run, 3:58, 4th

Game 4

September 20, 2014

Denton, Texas

North Texas 77 Nicholls 3

↳ Team Statistics

	NICH	NT
First Downs	14	20
Rushes-Yards	42-78	38-324
Passing-Yards	166	202
Comp-Att-Int	17-32-3	13-17-0
Total Plays-Yards	74-244	55-526
Punts-Yards	10-343	2-92
Fumbles/Lost	0-0	1-1
Penalties	5-40	5-40
3rd Down Conv.	6-for-20	5-for-7
Time of Possession	40:23	19:37

↳ Individual Statistics

RUSHING - Nicholls - Henry 19-95. **North Texas** - Williams 4-68, Harris 2-67, Pegram 8-62.

PASSING - Nicholls - Hebert 10-16-116-1. **North Texas** - Williams 11-14-176-0

RECEIVING Nicholls - Bolt 4-38 **North Texas** - Harris 5-69

↳ Score By Quarters

	1	2	3	4	Score
Nicholls	0	3	0	0	0
North Texas	21	28	21	7	77

↳ Scoring Summary

NT - Williams 8 yd run, 1st, 1:18

NT - Harris 41 yd catch, 1st, 0:08

NT - Pegram 1 yd run, 1st, 0:42

Nich - Condado 23 yd FG, 1st, 5:51

NT - Williams 5 yd run, 2nd, 1:55

NT - Jones 33 yd interception return, 2nd

NT - Smith 41 yd catch, 2nd, 0:21

NT - Ivery 14 yard catch, 2nd, 3:08

NT - Kidsy 75 yd punt return, 3rd

NT - Pegram 8 yd run, 3rd, 1:29

NT - Evans 1 yd run, 3rd, 3:37

NT - Whitfield 98 yd interception return, 4th



Game 5

October 4, 2014
 Bloomington, Indiana
 Indiana 49 North Texas 24

Game 6

October 11, 2014
 Birmingham, Alabama
 UAB 56 North Texas 21

↳ Team Statistics

	NT	IU
First Downs	22	22
Rushes-Yards	35-143	44-363
Passing-Yards	205	230
Comp-Att-Int	18-34-2	23-29-0
Total Plays-Yards	69-348	73-593
Punts-Yards	6-224	4-170
Fumbles/Lost	0-0	2-1
Penalties	2-10	6-55
3rd Down Conv.	6-for-15	8-for-15
Time of Possession	26:50	33:10

↳ Individual Statistics

RUSHING - North Texas - Jimmerson 12-83. **Indiana** - Coleman 17-150.
PASSING - North Texas - Williams -18-34-205-2. **Indiana** - Sudfeld - 23-29-230-0
RECEIVING North Texas - Harris 11-120. **Indiana**- Wynn 5-127

↳ Score By Quarters

	1	2	3	4	Score
North Texas	0	7	3	14	24
Indiana	21	0	21	7	49

↳ Scoring Summary

IU - Coleman 1 yd run, 1st, 2:26
 IU - Fuchs 12 yd catch, 1st, 5:28
 IU - Wynn 45 yd catch, 1st, 1:37
 NT - Harris 20 yd catch, 2nd, 3:15
 IU - Roberts 47 yd run, 3rd, 3:21
 IU - Roberts 3 yd run, 3rd, 2:20
 NT - Moore 20 yd FG, 3rd, 4:07
 IU - Wynn 76 yd catch, 3rd 1:28
 NT - M. Smith 20 yd catch, 4th, 3:42
 NT - T. Smith 1 yd catch, 4th, 1:22
 IU - Redding 3 yd run, 3:30, 4th

↳ Team Statistics

	NT	UAB
First Downs	24	19
Rushes-Yards	43-160	50-132
Passing-Yards	291	316
Comp-Att-Int	20-36-2	17-22-0
Total Plays-Yards	79-451	72-448
Punts-Yards	4-193	4-161
Fumbles/Lost	3-3	0-0
Penalties	3-30	2-15
3rd Down Conv.	6-for-14	6-for-14
Time of Possession	29:14	30:46

↳ Individual Statistics

RUSHING - North Texas - Jimmerson 13-104. **UAB** - Howard 16-67
PASSING - North Texas - McNulty 9-14-167-0. **UAB** - Clements - 17-22-316-0.
RECEIVING North Texas Smiley 4-77. **UAB**- Nelson 4-104.

↳ Score By Quarters

	1	2	3	4	Score
North Texas	0	14	0	7	21
UAB	14	21	21	0	56

↳ Scoring Summary

UAB - Morris 40 yd fumble return, 1st
 UAB - Farmer 22 yd interception return, 1st
 UAB - Vinson 4 yd run, 2nd, 4:41
 UAB - Howard 12 yd run, 2nd, 2:29
 NT - Jimmerson 27 yd run, 2nd, 2:29
 UAB Howawrd 2 yd run, 2nd, 0:29
 NT - Smith 12 yd catch, 2nd, 3:33
 UAB - Williams 9 yd interception return, 3rd
 UAB - Clements 1 yd run, 3rd, 1:28
 UAB - Nelson 74 yd catch, 3rd, 0:12
 NT - Smiley 44 yd catch, 4th, 0:56



IN REVIEW

↳ box scores

Game 7

October 18, 2014

Denton, Texas

Southern Miss 30 North Texas 20

↳ Team Statistics

	USM	NT
First Downs	30	21
Rushes-Yards	41-201	26-108
Passing-Yards	305	287
Comp-Att-Int	27-41-2	20-35-0
Total Plays-Yards	82-506	61-395
Punts-Yards	2-79	4-162
Fumbles/Lost	1-0	0-0
Penalties	6-70	4-55
3rd Down Conv.	7-for-13	5-for-13
Time of Possession	37:11	22:49

↳ Individual Statistics

RUSHING - USM - Smith 12-95. **North Texas** - Jimmerson 13-57.

PASSING - USM - Mullens 27-41-305-0. **North Texas** - McNulty 20-35-287-0.

RECEIVING USM - Richard 8-71. **North Texas** - Harris 15-216.

↳ Score By Quarters

	1	2	3	4	Score
Southern Miss	10	3	14	3	30
North Texas	0	13	7	0	20

↳ Scoring Summary

- USM - Thomas 40 yd catch, 1st, 1:52
- USM - Acosta 38 yd FG, 1st, 5:12
- NT - Jimmerson 2 yd run, 2nd, 1:55
- NT - Moore 36 yd FG, 2nd, 4:09
- NT - Moore 24 yd FG, 2nd 2:25
- USM - Acosta 27 yd FG, 2nd, 1:37
- USM - Payne 5 yd run, 3rd, 5:49
- NT - Pegram 27 yd run, 3rd, 3:03
- USM - Martin 19 yd catch, 3rd, 4:16
- USM - Acosta 38 yd FG, 4th, 3:30

Game 8

October 25, 2014

Houston, Texas

Rice 41 North Texas 21

↳ Team Statistics

	NT	Rice
First Downs	16	20
Rushes-Yards	26-33	46-188
Passing-Yards	190	233
Comp-Att-Int	16-34-1	13-26-0
Total Plays-Yards	67-216	72-421
Punts-Yards	7-315	5-228
Fumbles/Lost	3-1	1-0
Penalties	4-40	4-50
3rd Down Conv.	5-for-16	8-for-16
Time of Possession	24:40	35:20

↳ Individual Statistics

RUSHING - **North Texas** - Jimmerson 15-39. **Rice** - Dillard 13-80

PASSING - **North Texas** - McNulty -15-33-186-1. **Rice** - Jackson - 13-26-233-0

RECEIVING **North Texas** Harris 3-65. **Rice**- Taylor 4-137

↳ Score By Quarters

	1	2	3	4	Score
North Texas	14	7	0	0	21
Rice	14	0	10	17	41

↳ Scoring Summary

- Rice - Taylor 88 yd catch, 1st, 0:18
- NT - Harris 51 yd catch, 1st, 2:53
- Rice - Davis 10 yrd run, 1st, 4:25
- NT - Kidsy 100 yard kickoff return, 1st
- NT - Harris 1 yd run, 2nd, 3:59
- Rice - Farrimond 27 yd FG, 3rd, 2:06
- Rice - Pollard 60 yard interception return, 3rd
- Rice - Dillard 1 yd run, 4th, 5:39
- Rice - Farrimond 23 yd FG, 4th, 5:10
- Rice - Davis 4 yd run, 4th, 5:42



Game 9

November 8, 2014

Denton, Texas

North Texas 31 Florida Atlantic 10

Game 10

November 15, 2014

El Paso, Texas

UTEP 35 North Texas 17

↳ Team Statistics

	FAU	NT
First Downs	12	19
Rushes-Yards	32-95	52-235
Passing-Yards	102	107
Comp-Att-Int	15-31-1	13-17-1
Total Plays-Yards	63-197	69-342
Punts-Yards	9-373	5-219
Fumbles/Lost	1-1	1-1
Penalties	7-55	3-35
3rd Down Conv.	5-for-16	8-for-16
Time of Possession	26:58	33:02

↳ Individual Statistics

RUSHING - FAU - Gaskins 10-38. **North Texas** - Jimmerson 17-111

PASSING - FAU - Johnson 14-25-99-1. **North Texas** - McNulty 12-16-107-1.

RECEIVING FAU - Whitehead 4-18. **North Texas** - Harris 6-41

↳ Score By Quarters

	1	2	3	4	Score
Florida Atlantic	3	0	7	0	10
North Texas	7	14	0	10	31

↳ Scoring Summary

NT - Jimmerson 41 yd run, 1st, 2:55

FAU - Joseph 41 yd FG, 1st, 0:57

NT - Smith 20 yd catch, 2nd, 4:15

NT - McNulty 4 yd run, 2nd, 5:34

FAU - DeLeon 34 yd catch, 3rd, 3:35

NT - Moore 18 yd FG, 4th, 3:30

NT - Lynn 3 yd run, 4th, 2:08

↳ Team Statistics

	NT	UTEP
First Downs	13	18
Rushes-Yards	30-100	46-351
Passing-Yards	101	87
Comp-Att-Int	15-27-1	8-11-0
Total Plays-Yards	57-201	57-438
Punts-Yards	8-371	4-194
Fumbles/Lost	1-0	1-1
Penalties	5-25	6-67
3rd Down Conv.	6-for-15	7-for-12
Time of Possession	27:00	33:00

↳ Individual Statistics

RUSHING - **North Texas** - McNulty 12-67-. **UTEP** - Jones 16-177

PASSING - **North Texas** - McNulty 15-27-101-1-1. **UTEP** - Showers - 8-11-87-0-0.

RECEIVING **North Texas** - Harris 6-43.. **UTEP**- Golden 3-50.

↳ Score By Quarters

	1	2	3	4	Score
North Texas	0	0	3	14	17
UTEP	14	14	7	0	35

↳ Scoring Summary

UTEP - Jeffrey 31 yd run, 1st, 4:01

UTEP - Jeffrey 2 yd run, 1st, 4:56

UTEP - Jones 42 yd run, 2nd, 0:57

UTEP - Jeffrey 5 yd run, 2nd, 4:16

NT - Moore 37 yd FG, 3rd, 4:23

UTEP - Jones 54 yd run, 3rd, 1:43

NT - Wilson 29 yd catch, 4th, 0:08

NT - Wilson 2 yd run, 4th, 1:51



IN REVIEW

↳ box scores

Game 11

November 22, 2014

Denton, Texas

North Texas 17 FIU 14

↳ Team Statistics

	FIU	NT
First Downs	12	16
Rushes-Yards	30-91	44-161
Passing-Yards	56	105
Comp-Att-Int	11-25-3	9-20-2
Total Plays-Yards	55-147	64-266
Punts-Yards	8-336	6-276
Fumbles/Lost	3-0	0-0
Penalties	7-80	2-30
3rd Down Conv.	2-for-13	5-for-15
Time of Possession	28:29	31:31

↳ Individual Statistics

RUSHING - FIU - Samuel 14-89. **North Texas** - Pegram 26-114
PASSING - FIU - McGough 11-25-56-3. **North Texas** - McNulty 9-20-105-2.
RECEIVING FIU - Smith 4-15. **North Texas** - Harris 3-25.

↳ Score By Quarters

	1	2	3	4	Score
FIU	7	7	0	0	14
North Texas	14	0	3	0	17

↳ Scoring Summary

NT - Pegram 54 yd run, 1st, 0:40
 NT - Smith 4 yd pass, 1st, 5:15
 FIU - Leonard 74 yd punt return, 1st
 FIU - McKinnon 71 yd interception return, 2nd
 NT - Moore 36 yd FG, 3rd, 2:14

Game 12

November 29, 2014

San Antonio, Texas

UTSA 34 North Texas 27

↳ Team Statistics

	NT	UTSA
First Downs	19	19
Rushes-Yards	37-150	33-175
Passing-Yards	287	277
Comp-Att-Int	24-43-0	18-29-0
Total Plays-Yards	80-437	62-452
Punts-Yards	7-304	6-227
Fumbles/Lost	3-1	4-2
Penalties	5-53	3-25
3rd Down Conv.	9-for-20	6-for-14
Time of Possession	34:27	25:33

↳ Individual Statistics

RUSHING - **North Texas** - Wilson 19-106. **UTSA** - Glasco II 15-99.
PASSING - **North Texas** - McNulty 24-43-287-0. **UTSA** - Carter 18-29-0-277
RECEIVING **North Texas** - Harris 10-131. **UTSA** - Harrison 4-28.

↳ Score By Quarters

	1	2	3	4	Score
North Texas	3	9	7	8	27
UTSA	7	13	7	7	34

↳ Scoring Summary

UTSA - Mack 24 yd pass, 1st, 3:35
 NT - Moore 40 yd FG, 1st, 3:01
 NT - Moore 39 yd FG, 2nd, 3:15
 UTSA - Carter 2 yd run, 2nd, 3:21
 NT - Moore 29 yd FG, 2nd, 1:51
 UTSA - Glasco II 2 yd run, 2nd, 1:02
 NT - Moore 21 yd FG, 2nd, 2:16
 UTSA - Bias 39 yd pass, 3rd, 2:36
 NT - Smith 31 yd pass, 3rd, 4:52
 NT - McNulty 1 yd run, 4th, 5:14
 UTSA - Armstrong 21 yd run, 4th, 1:14



↳ 2014 Heart of Dallas Bowl

January 1, 2014
North Texas 36
UNLV 14

DALLAS - For the first time in eleven years and the first time on New Year's Day in program history, the North Texas football team is a bowl champion.

In a game that epitomized the 2013-14 North Texas season, the Mean Green fell behind early but showed its boundless resiliency, methodically taking control of the game, battering the UNLV offense into submission, getting an efficient performance from senior quarterback Derek Thompson, and scoring a Heart of Dallas bowl-record 22 fourth-quarter points to roll to a 36-14 victory at the Cotton Bowl.

"Really proud of my football team," North Texas coach Dan McCarney said. "I dreamed of day these seniors could go to a bowl game and win a bowl game."

Thompson completed 21-of-30 passes for 256 yards and two touchdowns and no interceptions, and earned the game's Most Valuable Player award, while Breelan Chancellor scored two touchdowns on reverses, both in the fourth-quarter assault that sealed the win.

"We knew if we picked up the tempo that we could do some things and move the football," Thompson said. "We just made plays. I wasn't anything special that we did. We just executed. The defense did the rest."

There were a number of negative streaks facing the Mean Green coming into the game. North Texas had never won on New Year's Day (0-1), had never won at the Cotton Bowl (0-3) and had never beaten UNLV (0-4), and the Rebels had never lost a bowl game (3-0). But before a crowd of 38,380 - almost entirely outfitted in North Texas green - the Mean Green put all those streaks to rest.

Early on, however, UNLV's read-option offense sorely tested the Mean Green defense. The Rebels came into the game averaging 31 points and 423 yards a game, and backed up those stats on their opening drive with a 95-yard scoring march for a 7-0 lead.

But the North Texas defense adjusted quickly and reined in the Rebel attack. A pair of big losses - on a tackle by Will Wright and a sack by James Jones - marked the beginning of a relentless, merciless pounding of UNLV quarterback Caleb Herring.

"I was telling the guys to settle in," said senior linebacker Zach Orr, who led North Texas with nine sacks and had two and a half sacks. "It was the first time we had played a football game in over a month, and I felt like that first drive we were kind of playing on our heels and not playing our great defense. It just really did bounce back after that drive, and we pretty much shut them out the rest of the game."

North Texas sacked Herring five times and hit him countless other times, forcing errant throws. North Texas also broke up six passes. After completing his first nine passes, Herring completed just six of his next 24 throws and was intercepted for just the fifth time this season when Kenny Buyers came up with his third interception.

It took longer for the North Texas offense to get going, as the Mean Green struggled to find consistency in the first half. A 43-yard run by Brandin Byrd on the game-opening drive was called back by a penalty, and from that point on the offense sputtered, converting just one of six third downs in the first half.

The Mean Green, however, got a break late in the opening period that got them even on the scoreboard. A punt to UNLV was jarred loose from Rebel return man Keith Whitely when one of his own blockers crashed into him as he was fielding the kick. Zed Evans recovered the fumble for North Texas at the UNLV 42.

Wide receivers Chancellor and Carlos Harris then sparked the offense and moved the Mean Green to the UNLV three with three reverses, something North Texas practiced again and again in the lead-up to the game. Antoine Jimmerson scored from a yard out to tie the game.

With the game tied 7-7 at halftime, North Texas took complete control in the second half. UNLV had 192 yards of total offense in the first half, but just 20 in the third quarter and 50 in the fourth period, while the Mean Green offense found its legs.

The Mean Green took the lead for the first time on its first drive of the second half, a march capped by a Thompson-to-Drew Miller seven-yard touchdown pass and a 14-7 lead.

Chancellor, who had 181 all-purpose yards to shatter the North Texas career and single-season records, scored on a three-yard run, then Thompson dropped a perfect pass into Darnell Smith for a 34-yard score and a commanding 28-7 lead. Chancellor finished the North Texas scoring with another wide-receiver reverse, this one from 15 yards out.

↳ Score By Quarters

	1	2	3	4	Score
UNLV	7	0	0	7	14
North Texas	7	0	7	22	36

↳ Scoring Summary

UNLV - Sullivan 9 yd catch, 3:00, 1st
 NT - Jimmerson 1 yd run, 3:55, 1st
 NT - Miller 7 yd catch, 5:11, 3rd
 NT - Chancellor 3 yd run, 4:44, 4th
 NT - Smith 34 yd catch, 5:31, 4th
 UNLV - Rice Jr. 13 yd catch, 1:54, 4th
 NT - Chancellor 15 yd run, 1:39, 4th



↳ 2004 Wyndham New Orleans Bowl

December 14, 2004
Southern Miss 31
North Texas 10

NEW ORLEANS, La - Southern Miss quarterback Dustin Almond passed for 247 yards and all-America linebacker Michael Boley returned an interception for a touchdown in a 31-10 win over North Texas in the Wyndham New Orleans Bowl.

The North Texas offense was held to 78 yards rushing and 156 yards passing. Quarterback Scott Hall was sacked a season-high five times and was intercepted twice after having just two total interceptions in 11 regular-season games.

North Texas' standout freshman running back Jamario Thomas was held to 92 yards rushing, his lowest total since a Sept. 25 loss at Baylor. He finished his freshman campaign with 1,801 yards, the third-most by a freshman in NCAA history.

Sophomore Johnny Quinn led the team in receptions with eight, including an 11-yard touchdown pass to end the game. Quinn's fumble after a punt return led to the Golden Eagles' final score with two minutes to play in the game.

The Golden Eagles' offense scored only seven points in the second half despite putting up 173 yards of total offense. Darren McCaleb missed two field goals in the third quarter from distances of 33 and 42 yards.

North Texas won the turnover battle, 2-0, in the first half but was only able to convert on one of those opportunities. Senior Andy Blount recovered a fumble by kickoff returnman John Eubanks at NT's 19-yard line, which led to a Nick Bazaldua field goal from 24 yards.

It was the fourth straight trip to the New Orleans Bowl for North Texas after it completed a perfect 7-0 record in the Sun Belt Conference.

Score by Quarters	1	2	3	4	Score
Southern Miss	14	3	0	14	31
North Texas	0	3	0	7	10

Scoring Summary:

USM - Graves 37 pass from Dustin Almond;
USM - Dustin Almond 1 run; NT - Nick Bazaldua 24 FG; USM - Darren McCaleb 45 FG; USM - Michael Boley 62 Int; USM - Moore 1 run; NT - Johnny Quinn 11 pass from Scott Hall

↳ 2003 New Orleans Bowl

December 16, 2003
Memphis 27
North Texas 17

NEW ORLEANS, La. -- North Texas' bid to win its second straight New Orleans Bowl fell short with a 27-17 loss to Memphis at the Superdome.

With the loss, North Texas' win streak was snapped at eight games and its overall bowl record dropped to 2-4.

The Mean Green took the game's opening kickoff and marched 51 yards before settling for a 47-yard field goal to begin the scoring in the opening quarter.

Memphis responded with a 66-yard touchdown drive to take a lead it would never relinquish with 6:57 to play in the first quarter. The Tigers added another touchdown and a field goal in the second quarter to take a 17-3 halftime lead.

North Texas cut the lead to seven twice in the second half, both on touchdown runs by Sun Belt Conference Offensive Player of the Year Patrick Cobbs. Cobbs broke a 35-yard touchdown late in the third quarter to cut the lead to 17-10, but Memphis came back with a touchdown of its own in the fourth quarter to seal the victory.

Cobbs led all rushers with 110 yards and two touchdowns and secured his place as the nation's leading rusher and nation's leading scorer. It was Cobbs' ninth straight game with over 100 yards rushing.

North Texas also held Memphis to just 88 yards rushing, which was the Tiger's lowest output of the season and the eighth Mean Green opponent held below the century mark of the year.

Score by Quarters	1	2	3	4	Score
Memphis	7	10	0	10	27
North Texas	3	0	7	7	17

Scoring Summary:

NT - Nick Bazaldua 46 FG; MEM - Danny Wimprine 7 run; MEM - Chris Kelley 10 pass from Danny Wimprine; MEM - Stephen Gostkowski 21 FG; NT - Patrick Cobbs 35 run; MEM - LaKendus Cole 5 run; NT - Patrick Cobbs 2 run; MEM - Stephen Gostkowski 32 FG

↳ 2002 New Orleans Bowl

December 17, 2002
North Texas 24
Cincinnati 19

NEW ORLEANS, La. -- Five different Mean Green players came up with interceptions and running back Kevin Galbreath rushed for 130 yards and a touchdown to earn MVP honors as North Texas battled past Cincinnati, 24-19, on Tuesday to capture the second annual New Orleans Bowl.

In winning the school's first bowl game since 1946, North Texas broke out to a 24-7 third-quarter lead before holding off a fourth-quarter comeback effort by the Conference USA champion Bearcats.

North Texas got outstanding efforts in all phases of the game. The defense came up with a season-best five interceptions while the offense rode the legs of Galbreath for his eighth 100-yard rushing performance of the season.

And on special teams, Ja'Mel Branch set up a touchdown with a 36-yard kickoff return, Patrick Cobbs had a 50-yard kickoff return and punter Brad Kadlubar nailed five of seven punts inside the 20-yard line.

Junior defensive back Jeremy Pearl highlighted the Mean Green's defensive play, returning his first career interception 27 yards for a touchdown in the second quarter that gave North Texas the lead for good.

Also pulling down interceptions for the Mean Green were defensive backs Don McGee and Markeith Knowlton in the first quarter, linebacker Chris Hurd in the second and linebacker Cody Spencer in the third.

Galbreath took home the game's Most Valuable Player trophy after rushing 28 times for 130 yards and one touchdown. North Texas redshirt freshman quarterback Andrew Smith threw for 126 yards with one interception of his own.

Score by Quarters	1	2	3	4	Score
Cincinnati	7	0	6	6	19
North Texas	3	14	7	6	24

Scoring Summary:

UC - Keith 6 pass from Guidugli; NT - Nick Bazaldua 30 FG; NT - Patrick Cobbs 27 run; NT - Jeremy Pearl 20 interception return; NT - Kevin Galbreath 35 run; UC - Rufin 29 FG; UC - Rufin 33 FG; UC - Callicott 43 fumble return.



↳ 2001 New Orleans Bowl

December 17, 2001
Colorado State 45
North Texas 20

NEW ORLEANS, La. -- Colorado State exhibited its bowl game experience, overpowering North Texas 45-20 in the inaugural New Orleans Bowl before 27,004 at the Superdome.

The Rams, who were making their fourth straight bowl game appearance, scored in every quarter to hold off the Mean Green, which won the Sun Belt Conference's first-ever football title and was playing in the school's first bowl game in 42 years.

Colorado State had four rushing touchdowns and quarterback Bradlee Van Pelt threw for another as the Rams (7-5) racked up 246 yards on the ground and passed for 129. They also intercepted one North Texas pass, recovered a fumble and blocked a Mean Green punt attempt that resulted in another score.

After North Texas had trimmed the CSU lead to 10 at 24-14 at halftime, the Rams scored in the third quarter when a Jason Ball punt was blocked and recovered in the end zone by game's Most Valuable Player, Ram defensive back Justin Gallimore.

Colorado State later scored twice in the fourth quarter on drives of 67 and 70 yards before North Texas's Justin Claborn blocked a Ram punt to set up the Mean Green's final TD drive.

North Texas sophomore quarterback Scott Hall completed 13 of 30 passes with two touchdowns, and junior running back Kevin Galbreath rushed 22 times for 108 yards.

Score by Quarters	1	2	3	4	Score
Colorado State	17	7	7	14	45
North Texas	0	14	0	6	20

Scoring Summary:

CSU - Brad Svoboda 2 run; CSU - Kent Naughton; CSU - Jose Ochoa 8 pass from Van Pelt; NT - Dustin Dean 5 pass from Hall; CSU - Van Pelt 6 run; NT - Ja'Mel Branch 42 pass from Hall; CSU - Justin Gallimore blocked punt for TD; CSU - Chad Dixon 2 run; CSU - Michael Vomhof 20 run; NT - Andy Blount 13 pass from Bridges.

↳ 1959 Sun Bowl

December 31, 1959
New Mexico St. 28
North Texas 8

EL PASO, Texas -- The New Mexico State Aggies took advantage of several NTSC turnovers to beat the Eagles in the Sun Bowl.

North Texas lost four fumbles inside the Aggie 25-yard line and six of seven fumbles overall. NTSC could mount a score only on a 51-yard punt return by Billy Christle on the final play of the third quarter.

The second UNT fumble of the first quarter came on the Aggie 24-yard line with New Mexico State up 7-0. Down 14-0, the Eagles drove to the Aggie four-yard line before losing a fumble. New Mexico State then drove 96 yards on 13 plays to increase the lead to 21-0.

As the half ended, the Eagles had a drive stall on the Aggie 10-yard line. On NTSC's second drive of the third quarter, the Eagles lost a fumble on the Aggie 10-yard line.

New Mexico State struck on its next possession following the Christle punt return for a score to build the lead to 28-8. Two more fourth-quarter drives ended in frustration as the Eagles fumbled the ball away on the Aggie eight-yard line and had another drive stall on the Aggie 37-yard line.

Score by Quarters	1	2	3	4	Score
North Texas	0	0	8	0	8
New Mexico State	14	7	0	7	28

Scoring Summary

NM - Atkins 57 pass from Johnson (Gaiters run); NM - Rudzik fumble recovery in end zone (run failed); NM - Kelly 15 pass from Johnson (Villanueva kick); NT - Christle 51 punt return (Duty pass to Perkins); NM - Gaiters 44 run (Villanueva kick).

↳ 1948 Salad Bowl

January 1, 1948
Nevada 13
North Texas 6

PHOENIX, Ariz. -- The Eagles made their second consecutive post-season bowl appearance in Odus Mitchell's second season as head coach, but this time it was NTSC that came out on the short end of a close decision.

Bill Cromer, who intercepted a Stan Heath pass to start the drive, gave the Eagles the early first-quarter lead as his four-yard run put NTSC up 6-0. The touchdown was set up by a 45-yard pass from Fred McCain to Joe Abbey.

Heath rebounded from his first-quarter mistake to hook up with Tommy Kalmanir on a 94-yard pass play in the second quarter to grab a 7-6 halftime lead.

Neither team scored in the third quarter and early in the fourth quarter the Wolf Pack mounted what would become the game-winning drive. The drive culminated with Nevada fullback Ernie Zeno scoring on fourth down and a foot.

The Eagles tried to rally and got into Wolf Pack territory, but a long pass from Zeke Martin to Abbey failed to connect and the Eagles went down to defeat.

Although the Eagles lost their last game, it was an outstanding season as NTSC won its second consecutive Lone Star Conference title.

Score by Quarters	1	2	3	4	Score
North Texas	6	0	0	0	6
Nevada	0	7	0	6	13

Scoring Summary

NT - Bill Cromer 4 run (kick failed); UN - Tommy Kalmanir 94 pass from Stan Heath (Bob Corley kick); UN - Ernie Zeno 1 run (kick failed).



↳ 1946 Optimist Bowl

December 21, 1946
North Texas 14
Pacific 13

HOUSTON, Texas -- Louis Reinzi caught a nine-yard touchdown pass from Billy Dinkle on fourth down with nine seconds left and Dinkle's point after carried the Eagles to a thrilling 14-13 win over the University of the Pacific in the first Optimist Bowl.

It was a significant game for several reasons, not the least being the final game as head coach at Pacific for the famous Amos Alonzo Stagg. It also capped the first season for Eagle head coach Odus Mitchell.

The winning score capped a 67-yard drive by the Eagles. North Texas led 7-0 at the half thanks to a 58-yard interception return for a touchdown by Ned McNeil.

The Eagles won despite being out-gained 274 to 94. The Eagles also had to play most of the game without starting quarterback Fred McCain, who was kicked out of the game in the first quarter for fighting.

For Stagg, the inventor of the T-formation, it was the only bowl game that he would coach during his 57 years as a college coach. Stagg became a head coach at Springfield College in 1890 and amassed a career record of 329-190-35, which ranks third among all college coaches in career games coached. His Hall of Fame career came to a close with a loss at the hands of the Eagles.

Score by Quarters	1	2	3	4	Score
Pacific	0	0	7	6	13
North Texas	0	7	0	7	14

Scoring Summary

NT - Ned McNeil 58 interception (Billy Dinkle kick); COP - John Rhode 19 pass from Bruce Orvis (Waits kick); COP - Heck 22 pass from Klein (Waits kick failed); NT - Louis Reinzi 9 pass from Billy Dinkle (Dinkle kick).

↳ 1994 NCAA I-AA Playoffs

November 26, 1994
Boise State 24
North Texas 20

BOISE, Idaho -- It was UNT's first post-season appearance in six years and its final year as a member of I-AA. It turned out to be a heartbreaking defeat for UNT as Boise State scored 14 fourth-quarter points to advance to the second round.

The Broncos would eventually advance all the way to the championship game before falling. UNT came into the game ranked #18 in the country while Boise State was ranked #3, but it was the Mean Green that had a 20-10 halftime lead.

Quarterback Mitch Maher completed 21-of-32 passes for 226 yards, no interceptions and a touchdown in the first half. But UNT could not get any kind of running game going, gaining just 89 yards on 34 carries and BSU forced UNT to throw in the second half.

UNT could have had a bigger lead at the half, but BSU stopped UNT three times on its own one-yard line and forced the Mean Green to settle for a field goal as the first half ended.

BSU drove 87 yards in nine plays midway through the fourth quarter to cut the lead to 20-17. Three plays later, Maher threw an interception, it was returned to the UNT six-yard line, and on the first play from scrimmage, BSU scored a touchdown to take the 24-20 lead with 5:38 left in the game.

Benny Cherry led the UNT defense with 13 tackles and a quarterback sack.

Score by Quarters	1	2	3	4	Score
North Texas	10	10	0	0	20
Boise State	10	0	0	14	24

Scoring Summary

UNT - Mitch Maher 8 run (Jeff Graham kick); BSU - Ryan Ikebe 40 pass from Tony Hilde (Greg Erickson kick); BSU - Erickson 29 FG; UNT - Graham 31 FG; UNT - Vertis McKinney 19 pass from Maher (Graham kick); UNT - Graham 18 FG; BSU - K.C. Adams 1 run (Erickson kick); BSU - Willie Bowens 6 pass from Hilde (Erickson kick).

↳ 1988 NCAA I-AA Playoffs

November 26, 1988
Marshall 7
North Texas 0

HUNTINGTON, W.V. -- It was a frustrating day for UNT's run-and-shoot offense and a tough end to the season for a Mean Green team that was ranked #1 in the country for six weeks.

UNT quarterback Scott Davis completed just 9 of 19 passes for 91 yards. The two teams came into the game averaging a combined 694 yards and 62 points per game, but the only score of the game came after UNT star punt returner Marcus Camper fumbled a punt while attempting a fair catch.

The Thundering Herd recovered the ball on the UNT 40-yard line and six plays later scored the game's only touchdown.

The Mean Green's only scoring chance in the first half failed when Keith Chapman's 42-yard field goal attempt was tipped at the line of scrimmage. UNT drove to the Marshall 29-yard line on the first drive of the second half, but Chapman missed a 52-yard field goal attempt.

UNT drove to the Marshall 40-yard line midway through the fourth quarter, but came up with nothing and then recovered a Thundering Herd fumble at the Mean Green 45-yard line with 1:27 left in the game, but could not move the ball.

Linebacker Robbie Legg led a solid UNT defense as he finished with 12 tackles and a fumble recovery.

Score by Quarters	1	2	3	4	Score
North Texas	0	0	0	0	0
Marshall	7	0	0	0	7

Scoring Summary

MU - Mike Barber 8 pass from John Gregory (Dewey Klein kick).



↳ 1987 NCAA I-AA Playoffs

November 23, 1987
Louisiana-Monroe 30
North Texas 9

MONROE, La. -- Louisiana-Monroe proved to be UNT's biggest nemesis in 1987, preventing the Mean Green from winning an outright Southland Conference title and then beating UNT in the first round of the I-AA playoffs.

The Indians had beaten the Eagles 24-23 in Monroe back on November 14 when the Mean Green missed an extra point with 1:23 left in the game, spoiling a rally that saw UNT score 16 points in the final seven and a half minutes.

There were no such theatrics on this day as ULM scored 30 unanswered points after Keith Chapman's 28-yard field goal gave UNT a first quarter 3-0 lead.

Three Mean Green turnovers were turned into 13 points as Stan Humphries passed for 237 yards and a touchdown to lead ULM.

Score by Quarters	1	2	3	4	Score
North Texas	3	0	0	6	9
Louisiana-Monroe	0	17	10	3	30

Scoring Summary

NT - Keith Chapman 28 FG; ULM - Tommy Minville 1 run (Teddy Garcia kick); ULM - Garcia 49 FG; ULM - Jackie Harris 5 pass from Stan Humphries (Garcia kick); ULM - Richard 6 run (Garcia kick); ULM - Garcia 21 FG; NT - Edsel Ford 3 run (pass failed).

↳ 1983 NCAA I-AA Playoffs

November 24, 1983
Nevada 20
North Texas 17 (OT)

RENO, Nev. -- UNT's first post-season appearance in 24 years ended in disappointment as the Southland Conference Champions fell in overtime.

The Eagles got a first-round bye and Nevada beat Idaho State to setup the quarter-final match-up.

Played in a snow storm, the Mean Green found themselves in a 7-7 tie at halftime. UNT took a 10-7 lead when Tom Bresnahan kicked a 33-yard field goal just one minute into the second half following a fumbled kickoff to open the second half by Nevada.

The Wolf Pack stormed back to score the next 10 points as Tony Zendejas kicked a 24-yard field goal to give Nevada a 17-10 lead with 11:29 left in regulation.

UNT tied the game by taking advantage of another Wolf Pack mistake, this time a fumbled punt. UNT had the ball first and 10 at the Nevada 12-yard line and on third and 10, quarterback Greg Carter completed a touchdown pass to Grady Davis to tie the game at 17 with 4:45 left in the contest.

UNT had one more chance to score, starting a drive from the UNR 29-yard line with 3:09 left. UNT lost seven yards on the drive and Todd Smith's 42-yard field goal attempt was no good.

Nevada won the coin flip to start the overtime and UNT had the ball on the Wolf Pack 15-yard line. UNT drove the ball of the UNR one-yard line, but couldn't put it in the end zone and missed a 26-yard field goal attempt when the snap was bobbled.

Zendejas, who had missed three of four previous attempts, then made a 32-yard field goal on the first play of its overtime possession to win the game.

Score by Quarters	1	2	3	4	OT	Score
North Texas	0	7	3	7	0	17
Nevada	7	0	0	10	3	20

Scoring Summary

UN - Scott Threde 17 pass from Eric Beavers (Tony Zendejas kick); NT - Tim Wasson 13 pass from Greg Carter (Brenahan kick); NT - Tom Bresnahan 33 FG; UN - Alphonso Williams 24 pass from Beavers (Zendejas kick); UN - Zendejas 24 FG; NT - Brady Davis 12 pass from Carter (Brenahan kick); UN - Zendejas 32 FG.



↳ **A**

Joe Abbey, 1947
 Richard Abbe, 2010, 2011, 2012, 2013
 Chance Adair, 1996, 1997, 1998, 1999
 Adryan Adams, 2008, 2009
 Joe Adams, 1961, 1962
 Ayodele Adedipe, 2010, 2011
 Kartey Agbottah, 2006, 2007, 2008
 Craig Agnew, 1982-83
 J.B. Airhart, 1927
 Brandon Akpunku, 2008, 2009, 2010, 2011
 Derek Akunne, 2011, 2012, 2013, 2014
 Josh Alexander, 2005
 Anthony Allen, 1991
 Brad Allen, 1990, 91
 Joe Allen, 1969
 Lee Allen, 1965-66
 Hut Allred, 1994, 1996, 1997, 1998
 Alfred Anderson, 1981, 1982, 1983
 Billy Anderson, 1968
 Courtney Anderson, 1974
 Robert Anderson, 1965, 1966
 Stacey Anderson, 1992, 1993
 Ward Anderson, 1939
 LaChris Anyiam, 2010, 2012, 2013
 Ramone Archie, 1998, 99
 Ronnie Arendall, 1956
 Nick Arizaga, 1978, 1979, 1980
 Phillip Armour, 1995, 1996, 1997, 1998
 Quincy Armstrong, 1949, 1950
 Tony Armstrong, 1974
 Bob Arnold, 1945, 1946, 1948
 Vernon Ashton, 1940, 1941
 Steve Atchley, 1968, 1969
 Earl Atkins, 1929, 1930, 1931
 John Atkins, 1975
 Shavod Atkinson, 2009, 2010
 Will Atterberry, 2009, 2010, 2011, 2012
 Jason Attaway, 1997, 1998, 1999
 Meredith Atwell, 1925, 1926
 Don Audas, 1956, 1957
 Adrian Awasom, 2001, 2002, 2003, 2004

↳ **B**

Frank Babb, 1975, 1976, 1977, 1978
 Blake Bahner, 1978, 1979
 Gene Bahnsen, 1951, 1952, 1953
 Kenneth Bahnsen, 1949, 1950, 1951
 Mike Bailey, 1964
 Tyler Bailey, 2006, 2007, 2008, 2009
 Chase Baine, 2010, 2011
 Don Baker, 1951, 1952, 1953, 1954
 John Baker, 1997, 1998, 1999
 Tony Baker, 1986, 1987
 Glen Balch, 1921
 Cordale Baldwin, 2003
 Jack Ball, 1982, 1983
 Jason Ball, 1999, 2000, 2001
 Wes Ballou, 1968, 1969
 Micahel Banogu, 2014
 Ajani Banks, 2006
 Starsky Banks, 1996, 1997, 1998, 1999
 Chris Barber, 2002
 Matt Barber, 1984
 Bernie Barbour, 1967, 1968, 1969
 Clarence Barnes, 1970
 Nelson Barnes, 1976, 1978, 1979, 1980
 Tomur Barnes, 1991
 Isaac Barnett, 1989, 1990
 Harold Bartlett, 1946, 1947
 Mark Bartlett, 1983, 1984
 J. Horace Bass, 1919
 Ronnie Battle, 1977, 1978, 1980
 Richard Baxter, 1980, 1981
 Nick Bazaldua, 2002, 2003, 2004, 2005
 Bron Beal, 1985, 1986, 1987, 1988
 Dwain Bean, 1962, 1963
 Jeremy Bean, 2011
 Jeff Beard, 1979, 1980, 1981
 Charles Beatty, 1966, 1967, 1968

Mark Beaty, 1975, 1976, 1977, 1978
 Russell Beck, 2001, 2002, 2003, 2004
 James Beckam, 1918
 Jake Beckham, 1942
 Aaron Bellazin, 2010, 2011, 2012, 2013
 Bruce Bell, 1975, 1976
 Sam Bell, 1945, 1946
 Ronnie Bell, 1965, 1966
 Frank Belkin, 1922, 1923, 1925
 Allen Bennett, 1964
 Jonah Bense, 2001, 2002
 Bobby Benton, 1967
 George Benz, 1949, 1950
 John Berry, 1913
 Milton Bessent, 1951
 Kenneth Biggers, 1984, 1985, 1987
 Anthony Biggs, 1983
 Craig Birdsong, 1984, 1985
 Bill Bishop, 1949, 1950
 E.B. Bishop, 1925, 1926, 1927
 Joe Bishop, 1975
 John Bishop, 1972
 Roy Bishop, 2002, 2003
 Judie Bitner, 1954
 Stan Blackmon, 1974
 Scott Blank, 1997, 1998
 Bob Blanks, 1920
 Andy Blount, 2001, 2002, 2003, 2004
 Robert Blowers, 1990
 Kermit Boaz, 1934, 1935, 1936
 Clay Bode, 1987, 1988, 1989, 1990
 Ben Boehnke, 1954, 1955
 Carroll Boland, 1964, 1965, 1966
 Aaron Bonds, 1970, 1971
 Wayne Bonner, 1945
 Mike Boone, 1995, 1996, 1997
 Ron Boston, 1996, 1997
 Bobby Bottles, 1976
 Ryan Boutwell, 2010, 2011, 2012, 2013
 Don Bowen, 1965
 Toby Bowen, 1979, 1980, 1981
 James Bower, 1963, 1964, 1965
 Phillip Bowers, 1952
 Jeff Bowles, 1994
 John Bowles, 1972, 1973
 Scott Bowles, 1987, 1988, 1989, 1990
 Charles Bowlin, 1951, 1952
 Ben Boyd, 1992
 Merle Boyd, 1960, 1961, 1962
 Richard Boyd, 1938
 Sidney Bradford, 1986, 1987, 1988
 Q.L. Bradford, 1934
 Dode Bradley, 1917, 1918
 Matt Bradshaw, 2001, 2002, 2003
 Bob Brady, 1942
 Chris Brainard, 2009
 E.M. Bralley, 1914
 Ja'Mel Branch, 2001, 2002, 2003, 2005
 Claude Brannan, 1919, 1921
 Ed Brantley, 1965, 1966, 1967
 Bill Brashier, 1949, 1950, 1951
 George Bray, 1970
 Jim Braymer, 1954, 1955, 1956
 Billy Brewer, 1985, 1986, 1987
 Carl Brewer, 1986, 1988
 James Brewer, 1949, 1950
 N.H. Brewer, 1923
 Andy Brewster, 2001, 2002, 2003, 2004
 Jim Brewster, 1968, 1969
 Eric Bridges, 2000, 2001, 2002
 Richard Bridges, 1998, 1999, 2000, 2001
 Mike Briscoe, 1969, 1970
 Phil Broadus, 1980, 1981, 1982, 1983
 David Brooks, 1991, 1992
 Andy Broome, 1974
 Charles Brown, 2005, 2007, 2008
 Chris Brown, 1990, 1991, 92, 1993
 David Brown, 1991, 1992, 1993, 1994
 Greg Brown, 2008, 2009, 2010, 2011
 Jeff Brown, 1975, 1976, 1977
 Jeremy Brown, 2004, 2005, 2006
 Jeremy Brown, 2012

↳ **C**

John Brown, 1974
 Kevin Brown, 1979
 Lawrence Brown, 2006, 2007
 Azel Browning, 1927, 1928, 1929
 L.L. Browning, 1926
 Jason Bruner, 2011
 Randy Bruns, 1980, 1981
 J.H. Buckingham, 1914
 Jonas Buckles, 2001, 2002, 2003, 2004
 Jimmy Burch, 1961, 1962, 1963
 Lonnie Burgess, 1982, 1983
 Bobby Burk, 1990
 Raymond Burks, 2012
 Hardy Burke, 1964, 1965, 1966
 Ken Burkhalter, 1960, 1961
 Jimmy Burkholder, 1973, 1974, 1975, 1976
 C.K. Burns, 1937
 David Burns, 1991, 1992
 Beau Burruss, 2007
 Blake Burruss, 2004, 2005, 2006
 David Busby, 2012
 Antoine Bush, 2006, 2007, 2008, 2009
 Bert Butaud, 1949, 1950
 Kenny Buyers, 2012, 2013, 2014
 Joey Byerly, 2004
 Aubrey Byerly, 1970, 1971, 1972
 Brett Byland, 1990, 1991, 1992
 Chris Bynes, 2011, 2012
 Brandin Byrd, 2010, 2011, 2012, 2013
 Hal Byrd, 1958, 1959

Brendan Campbell, 2012, 2013
 Byron Campbell, 2001
 W.M. Campbell, 1913
 Kip Camp, 1951, 1952
 Marcus Camper, 1985, 1986, 1987, 1988
 Tevinn Cantly, 2009, 2010, 2011, 2012
 Jeff Cantrell, 1985, 1986, 1987, 1988
 Carl Caldwell, 2014
 Chris Cardwell, 1984, 1985, 1987
 Evan Cardwell, 2001, 2002, 2003, 2004
 Darius Carey, 2009, 2010
 Vidal Carlin, 1965, 1966
 Brian Carlson, 2006, 2007
 C. L. Carr, 1941, 1942
 Herby Carr, 1963, 1964
 Bill Carrico, 1958, 1959
 Greg Carter, 1981, 1982, 1983
 Kenneth Carter, 1951
 Tyrone Carter, 2002, 2004, 2005, 2006
 Jordan Case, 1978, 1979
 Taylor Casey, 2000, 2001, 2002, 2003
 Walter Casey, 1987, 1988, 1989, 1990
 Dick Caskey, 1917
 Tory Castillo, 1993, 1994, 1995, 1996
 John Castrese, 1997
 A.D. Cate, 1946, 1947, 1948
 James Cate, 1932, 1933
 John Cavaglieri, 1951
 Mike Cavender, 1969
 George Cecil, 1973, 1974
 Andy Chambers, 1964
 Bruce Chambers, 1976, 1977, 1978, 1979
 Lonnie Chambers, 2003, 2004
 Terry Champagne, 1976, 1977, 1978
 Ken Chambliss, 1981
 Winston Chance, 1946
 Belan Chancellor, 2010, 2011, 2012, 2013
 Jimmy Chaney, 2005
 Jeremiah Chapman, 2004, 2005, 2006, 2007
 Joe Chapman, 1922, 1923
 Keith Chapman, 1985, 1986, 1987, 1988
 Walter Chapman, 1973, 1974, 1975, 1977
 John Chappell, 1977
 Carlen Charleston, 1980, 1981, 1982, 1983
 Desmon Chatman, 2006
 Aaron Chavers, 2003, 2004
 John Chelf, 2014
 Benny Cherry, 1993, 1994, 1996, 1997
 Willie Cherry, 1965, 1966

Will Chinn, 1997, 2000
 Tim Christian, 1994, 1995, 1996, 1997
 Bill Christle, 1959, 1960, 1961
 John Chupp, 1992
 Justin Claborn, 2000, 2001, 2002, 2003
 Billy Ray Clark, 1949, 1950
 Richard Clark, 1990
 Colton Clay, 2011
 Dominic Clay, 1997
 Ervin Clay, 1939, 1940, 1941
 Lee Clay, 2002, 2003
 J.D. Clayton, 1940
 Raymond Clement, 1958, 1959, 1960
 Charles Clemmons, 1974, 1975
 Fred Clotiaux, 1949, 1950
 James Clotiaux, 1948
 Fred Cobbs, 1918, 1919
 John Cobb, 1918
 Patrick Cobbs, 2001, 2002, 2003, 2005
 Chris Coit, 1998
 Charlie Cole, 1956, 1957
 Mack Cole, 2008
 Vernon Cole, 1957, 1958, 1959
 Anthony Coleman, 1994, 1995, 1996
 Tubby Coleman, 1995, 1996, 1997, 1998
 Tim Collier, 1988
 A.V. Collins, 1946, 1947, 1948
 Bill Collins, 1913, 1914, 1916
 Carrol Collins, 1936, 1937
 Danny Collins, 1970
 Darrin Collins, 1986, 1987, 1988
 David Collins, 2006
 Milton Collins, 1978, 1979
 Williams Collins, 1918, 1919
 George Compton, 1913
 Luke Conder, 2000, 2001, 2002, 2003
 Robert Conrad, 1999, 2000, 2002
 DaWaylon Cook, 2008, 2009
 J.F. Cook, 1942
 S. T. Cook, 1918
 Stanley Cook, 1985
 Tony Cook, 1987, 1988, 1989, 1990
 Rayford Cooks, 1980, 1981, 1982, 1983
 Mike Cooksey, 1973, 1976
 Chad Cooley, 2004, 2005, 2006
 Carter Cooper, 1980, 1981
 Hank Cooper, 1964
 Jerome Cooper, 1985, 1986, 1987, 1988
 Jim Cooper, 1946, 1947
 W.A. Cooper, 1915, 1918, 1919, 1920
 Roderick Cotton, 2004
 Mack Cope, 1961, 1962
 Chase Corley, 1998
 Zeb Cornist, 1998, 1999
 Roderick Cotton, 2005, 2006, 2007
 John County, 1991, 1992, 1993
 Garret Courtney, 1997, 1998
 Forrest Covin, 1939, 1940, 1941
 TaRon Covington, 2004, 2005
 Herman Cowley, 1927, 1928, 1929
 Billy Cox, 1976, 1977
 Boyd Cox, 1951
 Charles Cox, 1932, 1933, 1934
 Deavin Cox, 2004, 2005, 2006, 2007
 LeRoy Crabtree, 1927, 1928, 1929
 Richard Crawford, 1967, 1968
 William Crawford, 1927, 1928
 Kervin Crenshaw, 1993
 Dalton Criswell, 1942
 Winton Criswell, 1951, 1952
 Jimmy Croft, 1977, 1978, 1979, 1980
 Bill Cromer, 1947
 Cedric Cromer, 1993, 1994, 1995, 1996
 Mike Crowell, 1974
 Chuck Crowsey, 1980, 1981
 Alton Crum, 1959, 1960
 Noel Crum, 1989, 1990, 1991, 1992
 Fatty Cuest, 1917
 Eric Cuffee, 1984, 1985
 TJ Culbertson, 2003, 2004
 Mack Cumby, 1974, 1976
 J.B. Cunningham, 1915



Wilburn Curnutt, 1946
Hal Curry, 1942
Byron Curtis, 1999, 2000
Zac Cypert, 1979, 1980, 1981

↳ D

C.R. Daffern, 1956
Benge Daniels, 1933, 1934, 1935
Bobby Daniels, 1979, 1980, 1981, 1982
Darrell Daniels, 2001, 2002
Jeff Daniels, 1994
John Darby, 1956, 1957, 1958
Ryan Davenport, 2005, 2006, 2007, 2008
Danny David, 1984
Beau Davidson, 2004, 2005, 2006
Bryan Davidson, 1991
Christian Davidson, 2007, 2008, 2009
Greg Davidson, 1976, 1977, 1978, 1979
G.H. Davidson, 1923
Guy Davidson, 1919, 1920, 1921, 1922
Brady Davis, 1981, 1982, 1983
Calvin Davis, 1995, 1996, 1997
Chad Davis, 2013, 2014
Dirk Davis, 1984, 1985
Frank Davis, 1972, 1973
Marquese Davis, 2008
Melvin Davis, 1973, 1974, 1975
Mike Davis, 1989, 1990
Scott Davis, 1987, 1988, 1989, 1990
Trey Davis, 2000, 2001, 2002
Wallace Davis, 1921, 1922, 1923, 1924
Duane Day, 1958, 1959
Germaine Dawson, 2005, 2006, 2007, 2008
Dustin Dean, 1998, 1999, 2000, 2001
Trent Deans, 2009, 2010, 2011
David Deaton, 1972, 1973, 1974
Grady Deaton, 1916, 1917
Erwin Debose, 1945, 1946, 1948
Richard Defelice, 1991, 1992, 1993
Ira DeFoor, 1941
Horace DeFord, 1949, 1950
Brent DeGroot, 1999, 2000, 2001
Robbie Deheck, 2008, 2009
Ivan Delgado, 2011, 2012
Robert DeLong, 1951, 1952
John Delaney, 1918
Chacory Demart, 1995, 1996
Norman Denney, 1957, 1959
Wiley Denson, 1961
Jesse DeSoto, 2007, 2008, 2009
Sam Dibrell, 2007, 2008
Kevin Dickerson, 2008, 2009
Steve Dieb, 1977, 1978, 1979
Dennis Dillard, 1973, 1974, 1975, 1976
Malik Dilonga, 2014
Billy Dinkle, 1947
E.C. Dittrich, 1935
Larry Dixon, 1976, 1977, 1978, 1979
Demario Dixon, 2010
Lester Dixon, 1985
Preston Dixon, 1984, 1985, 1986, 1987
Ray Dodds, 1949, 1950
Riley Dodge, 2009, 2010
Odell Dodson, 1922, 1923
Mike Dooley, 1974, 1975, 1976
Ryan Downing, 2010, 2011
Kelvin Drake, 2006, 2007, 2009, 2010
Paul Draper, 1966, 1967
Kirk Drew, 1949, 1950
Erwin DuBose, 1948, 1949
Albert Dudley, 1937, 1938
Charles Duffey, 1949, 1950
Scott Dukatnik, 1990, 1991, 1992, 1993
Lance Dunbar, 2008, 2009, 2010, 2011
Blake Dunham, 2012, 2014
Donald Dunlap, 1973, 1974
Leonard Dunlap, 1969, 1970
Steve Dunn, 1971
John Dunsworth, 1924
Raifu Durodoye, 2005, 2006, 2007

Robert Duty, 1958, 1959, 1960

↳ E

Jim Eagle, 1946, 1947, 1948
Shawn Early, 2002, 2003, 2004
Gary Easley, 1974, 1975
Red Echols, 1928, 1929, 1930
A. G. Edens, 1941
Dralves Edwards, 1970, 1971
John Edwards, 1971
Leland Edwards, 1935, 1936
Henry Eke, 2006
Jack Elder, 1931, 1933
Lester Elder, 1932
David Eliff, 1979, 1980
Howard Ellenburg, 1937
Tony Elliott, 1980, 1981
David Ellis, 1964
Mike Ellis, 1975
Sed Ellis, 2013, 2014
Lawrence Ellis, 1997, 1998, 1999, 2000
Jerry Ellison, 1971, 1972
Marquis Ellison, 2005
Fred Ende, 1973, 1974, 1975
Lindy Endsley, 1966, 1967
Kent Englehardt, 1991, 1992, 1993
Lee English, 1978, 1979, 1980, 1981
Donald Ericks, 1989, 1990
Brad Eskridge, 1987, 1988
Zed Evans, 2013
Andy Everest, 1974, 1975, 1976

↳ F

Mack Faggett, 1980, 1981, 1982, 1983
Darrin Faler, 1996, 1997
Tim Falgout, 1962, 1963
Luther Fambro, 1945, 1946, 1947, 1948,
Gerald Farley, 1994, 1995
Eugene Farmer, 1990
Richard Farris, 1961, 1962
Don Fechtman, 1974, 1976, 1977
Coleman Feeley, 2008, 2010, 2012
Joe Ferguson, 1962, 1963
Guy Fernandez, 2005
Herb Ferrill, 1946, 1947, 1948
Lewis Fields, 1988, 1989, 1990
Reggie Finch, 1991, 1992
Robert Finklea, 1964, 1965
Mike Fisher, 1981, 1983
Robert Fisher, 1968
Casey Fitzgerald, 2005, 2006, 2007, 2008
Mike Flanagan, 1989, 1990
Ed Fleming, 1985
Ronnie Fleming, 1971, 1972
Noe Flores, 1959, 1960, 1961
Andy Flusche, 2014
Ken Fontno, 1971
Charles Ford, 1989, 1990, 1991
Edsel Ford, 1987, 1988
Steven Ford, 2011
Tony Ford, 1972, 1973, 1974
Nance Formagus, 1940, 1941
Aaron Fortenberry, 2009, 2010, 2011, 2012
Joel Foster, 2003, 2004, 2006
Rudy Forti, 1994, 1995
Tommy Fouts, 1937
Guy Fowler, 1964, 1965
Lyndon Fox, 1969, 1970, 1971
Jimmy Franklin, 1969, 1970, 1971, 1972
Troy Franklin, 2008
Fred Freeman, 1928, 1929
Winston Freeman, 1960, 1961, 1962
Ulysses Fromm, 1922, 1923
Kelly Fry, 1975, 1976, 1977
Randy Fry, 1975, 1976
Zack Fry, 1973, 1974
Randall Fuller, 1990, 1991
Bobby Furrh, 1946, 1948
Brian Futrell, 1998, 1999

↳ G

Frank Gaines, 2010
Kevin Galbreath, 2001, 2002
Paul Gallamore, 1988, 1989, 1990
Bob Gandy, 1949, 1950
Judge Gambill, 1927
Bernard Gantt, 1913
Randy Gardner, 2000, 2001, 2002
J.C. Garrett, 1973
Dan Garza, 1942
Tony Gates, 1996, 1997, 1998, 1999
Mike Gattis, 1967, 1968
Adkins Gay, 1933
Clayton George, 1990, 1991, 1992, 1993
James Gibson, 1966, 1967, 1968
LeRoy Gibson, 1942, 1946
Travis Gibson, 1990, 1991, 1992, 1993
Joe Gieb, 1942, 1945, 1946
Troy Gilbert, 1961
James Victor Gill, 2007, 2008, 2009, 2010
Richard Gill, 1968, 1969
Steve Gilliland, 1994
Conor Gilmartin Donohue, 2010
Eddrick Gilmore, 2005, 2007, 2008, 2009
Tom Gipson, 1969, 1970
Lennis Givens, 1970
Bryan Glass, 2007, 2008
Rex Glendenning, 1976, 1977, 1978
John Glenn, 1952
Tommy Glenn, 1965, 1966
Bill Glover, 1935
Chris Glover, 1988
Sam Golden, 1971, 1972, 1973
Philip Gonzales, 1962, 1963, 1964
Buck Goode, 1918, 1919, 1920
Charles Goodson, 1960
Derek Gordon, 1998, 1999
Fred Gordon, 1977, 1978
Robbie Gordon, 2007, 2008, 2009, 2010
Ted Gosline, 1971, 1972, 1973
Brian Gothard, 1991, 1992
Toby Gowin, 1993, 1994, 1995, 1996
Benny Graham, 1940, 1941
Brad Graham, 2010, 2011
Jeff Graham, 1994, 1995, 1996
Wynne Graham, 1916, 1917
S.M. Granstaff, 1936
Robert Grant, 1996, 1997
Phillip Graves, 2003, 2004, 2005, 2006
Dennis Gray, 1964
Edgar Gray, 1956, 1957, 1958
Tommy Gray, 1949, 1950, 1951
Dominique Green, 2005, 2006
Ollie Green, 1973, 1974, 1975, 1976
Shawn Green, 1997
Thomas Green, 1986, 1987
Charles Greene, 1967
DeLon Greene, 1990, 1991, 1992
Joe Greene, 1966, 1967, 1968
Major Greene, 1987, 1988, 1989, 1990
Harold Greer, 1970
Josh Greer, 2104
I.B. Griffith, 1920, 1924, 1925
Coylin Grimes, 1994, 1995, 1996, 1997
Robert Griswold, 1967
Bill Groce, 1957, 1958, 1959
Byron Gross, 1987, 1988, 1989, 1990
Sterling Guest, 1995, 1996
Josh Gulley, 1995

↳ H

Glynn Hachtel, 1969, 1970, 1971
Eugene Haecker, 1957, 1959
Marvin Hagan, 1977, 1978
David Hagerman, 1977, 1978, 1979
Greg Hahn, 1972
Ken Hall, 1951, 1952
Rodney Hall, 1994, 1995
Cory Hall, 2002

Scott Hall, 2000, 2001, 2003, 2004
Jimmy Hamic, 1991
Dick Hamilton, 1958, 1959
James Hamilton, 2008, 2009, 2010, 2011
Hugh Hamm, 1978, 1979
Brad Hammit, 1973, 1975, 1976
Bill Hammond, 1951
Lateef Hampton, 1996, 1997
John Hansard, 1919, 1920, 1921
Artie Hanson, 1942
Bob Hardie, 1951, 1952
Cedric Hardman, 1968, 1969
T. K. Hardy, 1949, 1950
Burkley Harkless, 1965, 1966
Robert Harmon, 2004, 2005, 2006
Gabe Haro, 1999, 2000, 2001
Lester Harper, 1980, 1981, 1982
Lee Harrington, 1973, 1974
Bob Harris, 1930, 1931
Carlos Harris, 2012, 2013, 2014
Jeff Harris, 1997, 1998, 1999, 2000
Kevin Harris, 1982, 1983
Sidney Harris, 1974, 1975
E.B. Harriss, 1925, 1926
Allan Harrison, 2003, 2004
Bo Harrison, 1994, 1995, 1996, 1997
Tommy Harrison, 2001, 2002, 2003, 2004
Paul Hartsfield, 1991, 1992
Aaron Harvey, 2003
Pete Harvey, 1978, 1979, 1980, 1981
Richard Harvey, 1949, 1950, 1951
Gerry Hawkins, 1960, 1961, 1962
Carl Hayes, 1970
Mike Hayner, 1971, 1972
Abner Haynes, 1957, 1958, 1959
Charles Haynes, 1967
Howard Haynes, 1931, 1932
Louis Haynes, 1979, 1980, 1981
Jack Hays, 1952, 1953
Lynn Heathman, 1988
Clyde Hebert, 1970, 1971, 1972
Don Helms, 1931
Bart Helsley, 1989, 1990
Bob Helterbran, 1968, 1969
Jack Hemby, 1967
Keronna Henderson, 2005, 2006, 2007, 2008
Ralph Henderson, 1978, 1979, 1980
R.C. Hendrix, 1975, 1976
Rick Hendrix, 1979
Chad Henkleman, 1993, 1994, 1995
Mike Henry, 1975, 1976, 1977
Randy Henry, 1967
George Herring, 1957, 1958, 1959
Wilson Herring, 1931, 1932
Julian Herron, 2010, 2011
Darron Hester, 1998, 1999
Lanier Hester, 1935, 1936, 1937
Fred Hickman, 1949, 1950
Michael Hickmon, 1999, 2000, 2001, 2002
Gary Hicks, 1966
Shawn Hicks, 1991, 1992
Olvis Hicks, 1940
Cliff Higgs, 2005, 2006, 2007
Michael High, 1991, 1992, 1993, 1994
Wayne Hightower, 1947
Kylie Hill, 2008, 2009
Morcellius Hill, 1995, 1996, 1997
Royce Hill, 2008, 2009, 2010, 2011
Rusty Hill, 1980, 1981, 1982
L.W. Hillian, 1936, 1937
Richard Hinch, 1971, 1972
Greg Hirsch, 1993, 1994
George Hoagland, 1952, 1953
Ian Hobbs, 2000, 2002, 2003
Preshie Hodge, 1971
Byron Hoffreck, 1986, 1987
Robert Hoffman, 1995
Joe Holbert, 1935, 1936
Clint Holden, 1988
Gabe Holivay, 2008, 2009
Henry Holland, 1965, 1966, 1967
Kendrick Hollie, 1996, 1997, 1998



HISTORY

↳ letterwinners

J.T. Hollins, 1974, 1975, 1976
 Chuck Holloway, 1959, 1960, 1961
 Glen Holloway, 1967, 1968, 1969
 Aaron Holly, 1999, 2000
 Louis Holman, 1971, 1972, 1973
 Maurice Holman, 2005, 2006, 2007
 Johnnie Holmes, 1980, 1981, 1982, 1983
 Glenn Holtzman, 1952, 1953
 Dennis Hopovac, 2003, 2004, 2005, 2006
 Nick Hoppe, 1999, 2000
 Chris Hornbeak, 1993, 1994, 1995, 1996
 Randy Horton, 1989, 1990
 Kevin Howard, 2000, 2001, 2002, 2004
 Oscar Howard, 1965
 Tom Howarth, 1928, 1928, 1929
 Maxwell Howe, 1941
 Tom Howey, 1979, 1980, 1981, 1982
 Willie Hubbard, 2012
 Tommie Hudgins, 1946
 Randy Hudson, 1985
 Willis Hudson, 1993, 1994, 1995
 Roy Huffines, 1919
 Bill Hughes, 1917
 Bobby Hughes, 1951, 1952
 Griff Hughes, 1952
 Michael Hughes, 1980, 1982, 1983
 Willie Hughes, 1989, 1990, 1991, 1992
 Ronald Hull, 2006
 Rex Humbarger, 1971, 1972, 1974
 Roy Humphrey, 1968
 Ray Hundley, 1922, 1923, 1924, 1925
 David Hunt, 1982, 1983, 1985
 Steve Hunt, 1995, 1996, 1997
 W.A. Hunter, 1940
 Chris Hurd, 2000, 2001, 2002, 2003
 Leslie Hurley, 1997
 Eli Hutchison, 2004, 2005

↳ I

Norm Ingebritsen, 1951, 1952
 Glenn Ingram, 1966
 Warren Isaac, 1972, 1973, 1974
 James Ivy, 1966, 1967, 1968

↳ J

Mike Jacko, 1981, 1982, 1983
 Bernard Jackson, 1978, 1979
 Brandon Jackson, 2004, 2005, 2006, 2007
 Hilbert Jackson, 2011, 2012, 2013
 Jamaal Jackson, 2009, 2010
 Kelvin Jackson, 2009, 2010
 Roland Jackson, 1992, 1993, 1994, 1995
 Ty Jackson, 1999, 2000, 2001
 Vance Jackson, 1973
 Coy Jacobs, 1992, 1993
 H.G. James, 1913, 1914
 I.T. James, 1937, 1939
 Leonard James, 1938
 Sean January, 2010, 2011
 Harlan Jefferson, 1980, 1981, 1982, 1983
 Lavelle Jenkins, 1974, 1975
 Clay Jennings, 1992, 1993, 1994, 1995
 Leonard Jeter, 1963
 Antoinette Jimmerson, 2012, 2013, 2014
 Dick Johns, 1936, 1937
 Antonio Johnson, 2011, 2012, 2013, 2014
 Bill Johnson, 1986, 1987, 1988
 Brandon Johnson, 2013
 Breece Johnson, 2007, 2008, 2010, 2011
 Charles A. Johnson, 1971, 1972, 1973
 Charles Johnson, 1975
 Clifford Johnson, 1938
 Churn Johnson, 1919
 D.Q. Johnson, 2013
 Forlando Johnson, 2010, 2011
 Garvin Johnson, 1925
 Joe Johnson, 1996, 1997, 1998
 J.J. Johnson, 2008, 2009, 2011
 Julius Johnson, 1936, 1937, 1938
 Marvin Johnson, 1922, 1923,

Rex Johnson, 1987, 1988
 Richard Johnson, 1951, 1952
 Roderick Johnson, 2007, 2008
 Tillman Johnson, 2014
 Tony Johnson, 2013
 Andrew Jones, 1995, 1996, 1997
 Calvin Jones, 1919
 Cooper Jones, 2013, 2014
 Craig Jones, 2000, 2001, 2002, 2003
 James Jones, 2013, 2014
 Lowell Jones, 1928
 Malcolm Jones, 1976, 1977, 1979, 1980
 Mike Jones, 1975, 1976, 1977
 Ronnie Jones, 1963, 1964
 Steve Jones, 1965
 Terry Jones, 1985
 Jonathan Jusiewicz, 2002

↳ K

Brad Kadlubar, 2002, 2003, 2004
 Martin Kahn, 1963, 1964, 1965
 Brad Kassell, 1998, 1999, 2000, 2001
 Jeff Katon, 1985, 1986, 1987, 1988
 Josh Kay, 1999, 2000
 Buck Keahey, 1916, 1917, 1918
 Eric Keena, 2014
 Tom Kelly, 1978
 Fred Kelsay, 1918, 1919
 Jolley Kelsay, 1935, 1936
 Horace Kembell, 1942, 1945, 1946
 Bill Kemplin, 1947, 1948
 Brandon Kennedy, 2000, 2001, 2002, 2003
 Paul Kerestine, 1978, 1979
 David Kervin, 1972, 1973
 Iseed Khoury, 1975, 1976, 1977
 Darvin Kidsy, 2013, 2014
 Don King, 1977, 1978
 Garry King, 1973, 1975, 1976, 1977
 Leon King, 1957
 Bill Kirbie, 1959, 1960, 1961
 Kaydon Kirby, 2013, 2014
 David Kirk, 1973, 1975
 Frank Klein, 1957, 1958, 1959
 Harold Knight, 1963
 Jeremy Knott, 2008, 2009
 Sidney Knowles, 1922, 1923, 1924
 Wenton Knowles, 1932, 1934
 Markeith Knowlton, 2001, 2002, 2003, 2004
 Brad Koch, 1990, 1991
 Marc Koke, 1995, 1996, 1997
 Troy Kokjohn, 2008, 2009, 2010, 2011
 Mickey Koonce, 1954, 1955
 Ted Koonce, 1940, 1941
 Kail Krider, 2007
 J.B. Kuehl, 1942
 Julian Kuehl, 1946, 1948
 Dennis Kuithe, 1980, 1981, 1982, 1983
 Herb Kunz, 1991
 Rich Kuranda, 1988
 Larry Kuykendall, 1973, 1974
 Roy Kyle, 1940

↳ L

Dennis Lackey, 1967
 Dan LaGrasta, 1951, 1952, 1953
 Charles Laine, 1951, 1952, 1953
 Bill Lalicker, 1945, 1946, 1947, 1948
 Bill Lammes, 1949, 1950
 David Lancaster, 1961
 Chris Land, 2000
 Charles Langford, 1919, 1920
 James Langston, 1986, 1987
 Bobby Lankford, 1951
 Melvin Lark, 1976, 1977, 1978, 1979
 Bill Lawhorn, 1949, 1950
 Jack Lawless, 1949, 1950
 Pete Lawless, 1947, 1948
 Frank Lawlis, 1960, 1961
 Clark Lawrence, 1972, 1973
 James Leatherwood, 1964

Greg Lee, 1984, 1985
 Lairamie Lee, 2011, 2012, 2013, 2014
 Laymonde Lee, 1995, 1996, 1997, 1998
 Marlon Lee, 1999, 2000
 Robbie Legg, 1985, 1986, 1987, 1988
 Jim Lemming, 1977, 1978, 1979, 1980
 Dennis Lemmons, 1973, 1974
 Cyril Lemon, 2011, 2012, 2013, 2014
 Nick Leppo, 2010
 Wilmer Levels, 1969, 1970
 Ralph Lewerenz, 1982, 1982, 1983
 B. J. Lewis, 2007, 2009, 2010
 Dharti Lewis, 1996, 1997
 George Lewis, 1976, 1977
 Glenn Lewis, 1977, 1978
 Henry Lewis, 1925
 Reginald Lewis, 1975, 1976, 1977, 1978
 Robert Lewis, 2012, 2013
 Eric Lichty, 2007
 Peter Linck, 1962, 1963, 1964
 Alexander Lincoln, 2011, 2012, 2013, 2014
 Dick Lindsay, 1945, 1946, 1947, 1948
 Jay Linville, 1982, 1983
 Dylan Lineberry, 2004, 2005, 2006
 Bernie Little, 1974, 1975, 1976
 Ret Little, 1967, 1968, 1970
 Phillip Littlejohn, 1995, 1996, 1997, 1998
 James Littlepage, 1961, 1962, 1963
 Jeff LoCaste, 1977, 1978, 1979
 Carl Lockhart, 1962, 1963, 1964
 Tim Loftin, 1975, 1976, 1977
 Bob London, 1928, 1929, 1930
 Jack London, 1920
 Audie Long, 1963, 1964, 1965
 Rondy Long, 1990
 Roy Loren, 2006
 Alex Lott, 2008, 2009, 2010
 Andy Lott, 1998, 1999
 David Lott, 1954, 1955, 1956
 John Lott, 1984, 1985
 John Love, 1965, 1966
 Chris Loving, 2014
 Loyd Lowe, 1948, 1949, 1950
 Weldon Lucas, 1929, 1930
 Noel Luna, 2007
 H.H. Lundon, 1921
 Jarrod Lynn, 2014
 Richard Lynn, 1919
 Greg Lyssy, 1980, 1981, 1982

↳ M

Greg Mabra, 1991
 Blake Macek, 2013, 2014
 Dominique Mackey, 2001, 2003, 2004
 Marshall Magill, 1913, 1914
 Dave Maggard, 1932, 1933
 David Magnat, 1960, 1961, 1962
 Colt Mahan, 2006, 2007, 2008
 Mitch Maher, 1991, 1992, 1993, 1994
 Henderson Malone, 1931, 1932
 Onel Malone, 1928, 1929
 Ed Maltony, 1954, 1955
 Roderick Manning, 1986, 1987, 1988
 Rogdrick Manor, 1994, 1995
 Michael Marr, 1967, 1968, 1969
 George Marshall, 2000, 2001, 2002
 Gordon Marshall, 1975
 Jamal Marshall, 2012, 2013, 2014
 Mike Marshall, 2011, 2012, 2013
 Cecil Martin, 1947, 1948, 1950
 Elbert Martin, 1931
 Jarrod Martin, 1998
 Paul Martin, 1974, 1975, 1976, 1977
 Roger Martin, 1934, 1935, 1936
 Wesley Martin, 1937
 J.D. Martinez, 1987, 1988, 1990
 Ernie Marvel, 1948, 1949, 1950, 1951
 Daryl Mason, 2012, 2013, 2014
 Corie Massey, 2000, 2002
 Johnny Mata, 1966, 1967
 Jeremi Mathis, 2009
 Travis Matlock, 2000
 Greg Matthews, 1990, 1991, 1992, 1993
 Paul Matthews, 1934
 Jason May, 2003, 2005
 Sean Mayes, 1990, 1991, 1992, 1993
 Dan McAlister, 1918, 1919, 1920
 Cougar McBride, 2001
 Fred McCain, 1945, 1946, 1947, 1948
 Kishawn McClain, 2014
 Bob McClendon, 1951, 1952
 Sam McClure, 1926, 1927, 1929, 1930
 Benny McCollum, 1959, 1960
 L.L. McCombs, 1924, 1925
 D'Leon McCord, 2010, 2011
 Brandon McCoy, 2010, 2011, 2012, 2013
 Steve McCoy, 1969
 Glen McCracken, 1915, 1918
 Loren McCray, 1919, 1920, 1921
 Maurice McCray, 1922, 1923, 1924
 James McCurin, 1977, 1978
 James McDaniel, 1938, 1939, 1940
 Kevin McDaniel, 1991
 Ed McDonald, 1969, 1970
 Danny McElroy, 1982, 1983
 Ray McFarland, 1980
 Gordon McFeders, 1984, 1985, 1986, 1987
 Ray McGallion, 1949, 1950, 1951
 Don McGee, 1999, 2000, 2001, 2002
 Randal McGee, 1949, 1950
 John McGill, 1988, 1989, 1990
 Bill McGinnis, 1960
 Charlie McGinty, 1951, 1952, 1953
 David McGinty, 1986, 1987, 1988
 Efreem McGowan, 1981, 1982, 1983
 Broderick McGrew, 1996, 1997, 1998, 1999
 James McIngvale, 1972, 1973
 Leland McIntyre, 1939, 1940
 Chris McIver, 1999, 2000, 2001, 2002
 Dan McIver, 2000
 Dwyer McKeith, 1997
 Shawn McKinney, 2013
 Vertis McKinney, 1994, 1995
 LaDarrin McLane, 1997, 1998, 1999, 2000
 Shane McLaughlin, 1991, 1993, 1994, 1995
 Mitch McManus, 1981, 1982, 1983
 Russell McMillan, 1990, 1991, 1992
 Arther McNac, 2003, 2004
 Mark McNeely, 1978
 Jim McNeill, 1927
 Ned McNeill, 1945, 1946, 1947, 1948
 Andrew McNulty, 2011, 2014
 Bill McWatters, 1962
 Lloyd McWhirter, 1941
 Daniel Meager, 2005, 2006, 2007, 2008
 Matt Menard, 2007, 2008
 Derek Mendoza, 2004, 2005, 2006, 2007
 Tony Merriwether, 1980, 1981, 1982, 1983
 Leonard Mershon, 1937, 1938
 Tom Middaugh, 1984, 1985, 1986, 1987
 Albert Mikeska, 1941, 1941
 Ben Miller, 2000, 2001, 2002
 Carl Miller, 1922, 1923, 1924, 1925
 Chris Miller, 2002, 2003, 2004, 2005
 Drew Miller, 2011, 2012, 2013
 Don Miller, 1976
 Jackie Miller, 1971
 Joseph Miller, 2005, 2006, 2007, 2008
 Kevin Miller, 1985, 1986, 1987, 1988
 Ron Miller, 1976
 Chuck Mills, 1968, 1969
 Jason Mills, 1994, 1995
 Andy Milum-Lott, 1998
 Calvin Minor, 2014
 Mike Minter, 1984, 1985
 James Mitchell, 2003, 2004, 2005, 2006
 Julius Mitchell, 1976, 1977, 1978, 1979
 Mark Mitchell, 1994
 Joe Milton, 1969, 1970
 Joey Missildine, 1991, 1992
 Shields Mitchell, 1949
 Walter Mitchell, 1937, 1938
 James Moffitt, 1969



Mark Molamphy, 2001
 Art Molina, 1981-82
 Chris Moncrief, 1972
 Brandon Monroe, 2004, 2005, 2006, 2007
 Byron Monroe, 2013
 Charles Monroe, 1987, 1988, 1989, 1990
 Cam Montgomery, 2008, 2009
 Carl Montgomery, 1941
 Corbin Montgomery, 1997, 1998
 Wes Montgomery, 1987, 1988
 Health Moody, 1997, 1998, 1999, 2000
 Monty Moon, 1984, 1985, 1986, 1988
 Barry Moore, 1968, 1969
 Ben Moore, 1952, 1953
 Curtis Moore, 1965, 1967
 Elbert Moore, 1927, 1928
 James Moore, 1962, 1963, 1964
 John C. Moore, 1918
 J.D. Moore, 1931, 1932
 Kevin Moore, 2003, 2004
 Red Moore, 1917
 Rodney Moore, 1981, 1982, 1983
 Sid Moore, 2014
 Trevor Moore, 2014
 U.G. Moore, 1928
 Thomas Moreland, 2007
 David Morgan, 1997, 1998, 1999
 Velton Morgan, 1989, 1990
 David Morris, 1977, 1978, 1979, 1980
 Peter Morriss, 1973, 1975, 1976
 Marty Morrison, 1976, 1977, 1978, 1979
 Andre Mosely, 1980, 1981, 1982, 1983
 Wendall Mosely, 1990, 1991
 Dale Moses, 1979, 1980, 1981, 1982
 Micah Mosley, 2007, 2008, 2009, 2010
 Bill Moss, 1959
 Howard Moss, 1973, 1974, 1975
 Wayne Mueller, 1961, 1962, 1963
 Jeff Muenchow, 1999, 2000, 2001, 2002
 Garvin Mugg, 1942
 Troy Mullins, 1932, 1933
 Durwood Mumford, 1941, 1947
 Scott Murphy, 1995, 1996
 Charles Murray, 1977, 1978
 Tom Murskie, 1964, 1965
 Milton Musick, 1942
 Zachary Muzzy, 2004, 2005, 2006
 Roy Myers, 1968, 1969
 Terence Myracle, 1926
 Williams Myers, 1918, 1919, 1920, 1925

↳ N

Boyce Nall, 1938, 1939, 1940
 Paul Nance, 1979, 1980, 1981, 1982
 Chris Neal, 2007, 2008, 2009
 David Neale, 1964, 1965
 Butch Neasley, 1967, 1969
 Brian Nelson, 2007
 Gordon Nelson, 1963
 John Ed Nelson, 1964
 Kendell Nelson, 1984, 1985, 1986, 1987
 Tommy Nelson, 1971
 Chris Nevins, 2003, 2004
 Roy Newman, 1951, 1953
 Jonathan Newton, 1978, 1979
 James Nichols, 1932, 1933, 1934
 Winton Noah, 1924, 1925, 1926
 Damion Nobles, 2003, 2004
 H.C. Nolte, 1942
 Levene Norman, 1972, 1973
 Ed Norris, 1940
 Latif Nurudeen, 2007, 2008
 Richard Nutt, 1947, 1948
 Joel Nwigwe, 2002, 2003, 2005, 2006
 Tobe Nwigwe, 2006, 2008, 2009
 Larry Nyquist, 1956

↳ O

K.C. Obi, 2009, 2010, 2011, 2012
 Jimmy Odoms, 1975, 1976, 1977, 1978
 Walter O'Farrell, 1949, 1950

Bill Oglesby, 1942, 1945, 1946, 1947
 E.O. Oglesby, 1914, 1915
 Ford Oglesby, 1913, 1914, 1915
 Jamize Olawale, 2010, 2011
 Zach Olen, 2010, 2011, 2012, 2013
 Mike Oliphant, 1976, 1977, 1978, 1979
 Joe Oliver, 1958, 1959, 1960
 Ivan Oliver, 1922, 1923, 1924
 Ken O'Neill, 1971, 1972
 Sutton Orenbaum, 1940, 1941
 Austin Orr, 2013, 2014
 Zach Orr, 2010, 2011, 2012, 2013
 Brent Osborn, 2012
 Chris Osborne, 1979
 Michael Outlaw, 2009, 2011
 Bobby Owen, 1972, 1973, 1974, 1975
 Ed Owens, 1984, 1985, 1986, 1987
 Sam Owusu-Hemeng, 2007, 2008, 2009

↳ P

Sam Pack, 1972
 Alex Pahulu, 2000, 2001
 Jerry Pair, 1959
 Ron Paris, 1998, 1999, 2000, 2001
 Sam Parker, 2000, 2001
 Walt Parker, 1938, 1939
 W.E. Parker, 1938
 Willie Parker, 1969, 1970
 Montrell Parks, 2001, 2002
 Terry Parks, 1959, 1960
 Zane Paschall, 1985, 1986, 1987, 1988
 Ephraim Patterson, 2005
 Vince Patterson, 1996, 1997, 1998, 1999
 Zach Paul, 2013
 Bryan Paxton, 1989, 1990
 Crillon Payne, 1938, 1939
 Robert Peachey, 2006
 Jeremy Pearl, 2001, 2002, 2003
 Charles Peck, 1967
 Erric Pegrum, 1988, 1989, 1990
 Homer Pegrum, 1933, 1934, 1935
 Reggie Pegrum, 2013, 2014
 John Pegues, 1974
 Shelton Pendarves, 1971, 1972, 1973
 Robert Penn, 1988
 A. J. Penson, 2007, 2008, 2009, 2010
 Robert Pentecost, 1936
 Arthur Perkins, 1959, 1960, 1961
 James Perry, 1978, 1979, 1980
 Corry Pertile, 1997, 1998, 1999, 2000
 Fred Pertile, 1997, 1998, 1999, 2000
 Steve Petcavage, 1976
 Andre Phillips, 1996, 1997, 1998
 Cecil Phillips, 1939
 James Phillips, 1936
 Jeremy Phillips, 2009, 2010, 2011, 2012
 Kevin Phillips, 1986, 1987
 Kim Phillips, 1986, 1987, 1988
 Matt Phillips, 2005, 2006, 2007, 2008
 Rudolph Phillips, 1977, 1978, 1979, 1980
 Jerry Pickens, 1983
 Paul Pierson, 1931, 1932, 1933
 Mike Pirkle, 1960, 1961, 1962
 Steve Piskor, 1990, 1991
 Chase Pistole, 2005
 Rex Pitts, 1965
 Lynrick Plesant, 2011, 2012, 2013
 Sam Pogue, 1949, 1950, 1951
 Chad Polk, 2012, 2013, 2014
 T.A. Pollan, 1920, 1921, 1925
 Matt Ponce, 2009
 Gene Pool, 1985, 1986, 1987, 1988
 Lawrence Pool, 1929, 1930
 Ted Pospisil, 1967, 1968
 James Potts, 1913, 1914
 Tommie Powell, 1971
 Frank Powers, 1940, 1941
 Andrew Power, 2011, 2012
 J.W. Powlledge, 1914
 Bobby Price, 1961, 1962
 Greg Price, 1993, 1994
 Tom Price, 1964, 1965, 1966

Larry Priestley, 1965
 Walter Priestley, 2001, 2002, 2003, 2004
 Daniel Prior, 2009, 2010, 2011, 2013
 Perry Pruett, 1968, 1969, 1970
 Michael Pruitt, 2003, 2004
 Sky Pruitt, 2004, 2005, 2006
 Joe Mack Pryor, 1957, 1958
 Jim Puryear, 1952, 1953
 John Pyszynski, 1970, 1971

↳ Q

Charles Qualls, 1949, 1950, 1951
 Mark Quinlan, 1968, 1969
 Johnny Quinn, 2003, 2004, 2005, 2006

↳ R

Howard Ramey, 1957
 Kelly Ramsey, 1995
 Steve Ramsey, 1967, 1968, 1969
 J.R. Randle, 1999, 2000, 2001, 2002
 Willie Ransom, 2005
 David Ray, 1975, 1976, 1977
 Glen Ray, 1975, 1976
 Justin Ray, 1993, 1994, 1995, 1996
 Bob Reams, 1947, 1948
 Jay Record, 1980, 1981
 Troy Redwine, 1993, 1994, 1995
 Beasley Reece, 1973, 1974, 1975
 Charles Reece, 1990, 1991
 Dan Reeder, 1981, 1982, 1983
 DeWayne Reeder, 1984, 1985
 Gene Reese, 1967
 Tony Reese, 1965, 1968
 Barrett Reeves, 1942
 Otis Reeves, 1935, 1937
 Brett Renfro, 1993, 1994, 1995, 1996
 Dean Renfro, 1951, 1952, 1953
 John Renfro, 1954, 1955
 Ray Renfro, 1949, 1950, 1951
 Zene Renfro, 1979, 1980, 1981, 1982
 Ryan Rentfro, 2014
 Rex Repass, 1934, 1935, 1937
 Tye Rexrode, 2006
 Mac Reynolds, 1954, 1955, 1956
 Ralph Reynolds, 1951, 1952
 Mike Rhone, 1984, 1985, 1986, 1987
 Clay Rice, 1928
 Don Rice, 1971
 Ronny Rice, 1957, 1958, 1959
 Jeff Richards, 1930
 Bobby Richardson, 1960
 Marvin Richardson, 1982, 1983
 Paul Richardson, 1942
 Charles Ricks, 1937, 1938
 Chris Ridgeway, 2000
 Louis Rienzi, 1945, 1946, 1947, 1948
 James Riggs, 1939, 1940
 Frank Riley, 1922, 1923, 1926
 Ron Riley, 1996, 1997
 Todd Rimbey, 1995, 1996
 Johnnie Riola, 1938, 1939, 1940
 Dallas Rish, 1930, 1932, 1933
 Thomas Ritchey, 1966
 John Roady, 1922, 1923
 Ralph Roberson, 1985, 1986, 1987, 1988
 Ray Roberson, 1949, 1950
 Sam Roberson, 2008, 2009
 Craig Robertson, 2007, 2008, 2009, 2010
 Ed Robertson, 1946
 Evan Robertson, 2006
 Donald Robinson, 1935
 Foster Robinson, 1913
 Jerry Robinson, 1972
 Jarrian Roberts, 2014
 Nathan Roberts, 2000
 Jeff Rodgers, 1997, 1998, 1999, 2000
 A.B. Rogers, 1933
 Bill Rogers, 1949, 1950, 1951
 James Roller, 1977
 Rex Rollins, 2013

Scott Rollins, 1997, 1998, 1999
 Eryn Roman, 2007
 Ronnie Romike, 1963, 1964, 1965
 Chad Rose, 2005, 2006, 2008
 Morris Rose, 1958, 1959
 Steve Rose, 1965, 1968
 Draylen Ross, 2006, 2008, 2009, 2010
 Richard Ross, 1978
 Forrest Rucker, 2009
 Nick Ruggerie, 1940
 Ramon Ruiz, 1956
 Tommy Runnels, 1952, 1953, 1954
 James Russell, 1965, 1966, 1967
 Jerry Russell, 1956, 1957
 Kyle Russo, 2008
 Earl Rutledge, 1913, 1914
 Bill Ryan, 1961, 1962, 1963
 John Ryan, 2000, 2001, 2002

↳ S

Jay Saad, 1982, 1983
 Steve Sakis, 1972
 Gregg Sanders, 1987, 1988
 Robert Sanders, 1964, 1965
 Esteban Santiago, 2007, 2008, 2009, 2010
 Kendrick Sapp, 1996, 1997, 1998, 1999
 Konockus Sashington, 2012
 Hurlles Scales, 1971, 1972
 John Schilleci, 2013, 2014
 Johnny Schindler, 1984, 1985
 Herbert Schulze, 1960, 1961, 1962
 Paul Schulze, 1980, 1981, 1982
 Casey Schutzta, 2010, 2011
 Fred Scott, 2014
 Clare Seay, 1931, 1932
 Gayle Sebastian, 1933
 Bryant Seidle, 2006, 2008, 2009
 J.R. Selexman, 1990
 W.B. Self, 1942
 Ken Selph, 1961, 1962, 1963
 Fritz Shankles, 1915
 Ronnie Shanklin, 1967, 1968, 1969
 Joe Sharp, 1942
 Dennis Shaw, 1954, 1955
 Jerrell Shaw, 1957, 1958
 Bruce Shaw, 1942
 Rick Shaw, 1971, 1972, 1973
 Floyd Shawver, 1929, 1931
 Bill Sheffield, 1938, 1939, 1940
 Charles Shepard, 1951, 1952, 1953, 1954
 John Shepherd, 1974
 DeWayne Sheppard, 1987, 1988
 Robert Sheppard, 1934, 1935, 1936
 Jim Sherburn, 1956, 1957, 1958
 Strickland Shoefner, 1941
 Harold Shoemaker, 1936, 1942
 Johnny Shoemaker, 1936, 1938
 Michael Shook, 1967, 1968
 John Shorter, 2008, 2009, 2010, 2011
 Phil Shotland, 1971, 1972, 1973
 Paul Shotwell, 1975, 1976, 1977
 Dan Shurley, 1992, 1993
 Fred Sigler, 1928, 1929
 Luis Silva, 1991, 1992, 1993, 1994
 Bruce Simmons, 1957, 1958
 James Simmons, 1922, 1923, 1924
 Charles Simpson, 1981, 1982, 1983
 Ilias Simpson, 2003, 2004
 Richard Sims, 1984, 1985
 Walter Sims, 1976, 1977, 1978
 Mike Sizelove, 1981, 1983
 Ted Sizemore, 1920
 George Skipper, 1954
 Fred Slack, 1921, 1922, 1923, 1924
 Phillip Slater, 1956, 1957
 Rudolph Smart, 1927, 1928
 Ted Smart, 1926
 Turner Smiley, 2014
 Andrew Smith, 2002, 2003
 Basil Smith, 1942
 Bert Smith, 1917
 Brad Smith, 1993, 1994



HISTORY

↳ letterwinners

Brian Smith, 1994, 1995
 Bobby Smith, 1961, 1962, 1963
 Charlie Smith, 1978, 1979, 1980, 1981
 Dan Smith, 1959, 1961
 Darnell Smith, 2012, 2013
 Don Smith, 1954, 1955, 1956
 Ellery Smith, 1990
 Garry Smith, 1974, 1975
 Gary Smith, 1975, 1976, 1977
 Ira Smith, 2009, 2010
 Isaiah Smith, 2007, 2008
 James Smith, 1970, 1971
 James F. Smith, 1945, 1946, 1947, 1948
 J.T. Smith, 1974, 1975, 1976, 1977
 Ken Smith, 1975, 1976, 1977
 Lajaylin Smith, 2012
 Larry Smith, 1974, 1975
 Lou Smith, 1986, 1987, 1988
 Marcus Smith, 2013, 2014
 Mark Smith, 1980
 Raymond Smith, 1929, 1930, 1931
 Royce Smith, 1973, 1976
 Tanner Smith, 2011, 2012, 2013, 2014
 Todd Smith, 1983, 1984, 1985
 Tommy Smith, 1954, 1955
 Whit Smith, 1979, 1980
 John Sneed, 1954, 1955
 C.B. Snyder, 1920
 Weston Squire, 2009, 2010, 2011
 Cecil Sountagg, 1931, 1932
 Mike South, 1990, 1991
 Bill Spencer, 1966
 Cody Spencer, 2000, 2001, 2002, 2003
 Richard Spencer, 1966
 Thomas Spencer, 2000
 Truman Spencer, 2005, 2006, 2007, 2008
 Brad Spinks, 1993, 1994, 1995, 1996
 Charles Sportsman, 1924, 1925
 Carl Sprock, 1983, 1984, 1985
 Spencer Stack, 1999, 2000, 2001
 Tom Standifer, 1914
 Sammy Stanger, 1957, 1958, 1959
 Bobby Stansel, 1954
 C.H. Starnes, 1913, 1914
 John Starnes, 1981, 1982, 1983
 Steve Stephenson, 1917
 Ron Sterling, 1998, 1999
 Joe Stevenson, 1978, 1979, 1980
 Montey Stevenson, 2004, 2005, 2006, 2007
 Doug Stewart, 1954
 Jonathan Stewart, 2007, 2008
 Matt Stewart, 1980, 1981, 1982
 Lawrence Stickland, 1951, 1952
 Brock Stickler, 2005, 2006, 2007, 2008
 Billy Still, 1995, 1997
 Michael Stojkovic, 2011
 Gaines Stovall, 1963, 1964
 Johnnie Stovall, 1934, 1935
 P.B. Stovall, 1935, 1936
 Bob Stout, 1972, 1973
 Tyler Stradford, 2010
 Jim Stuart, 1949, 1950
 Arthur Stubblefield, 2007
 Mike Sturm, 1969
 Jerry Suhler, 1965, 1966, 1967
 Steve Sullivan, 1969, 1970, 1971
 Larry Sullivant, 1960, 1961, 1962
 Nicholas Summerfield, 2012
 Lloyd Sutton, 1970
 Willard Sutton, 1933, 1934, 1935
 Lawrence Svehlak, 1961, 1962
 Wendell Swann, 1949, 1950
 Sammy Swierc, 1974, 1975, 1976
 Jim Swords, 1968, 1969
 Marquis Sykes, 2007, 2008

↳ T

Jimmie Tallant, 1935, 1936
 Elmer Tampke, 1924, 1926, 1927, 1928
 R.A. Tampke, 1921

Jarrell Tarpley, 1984, 1985, 1987, 1988
 Ed Tasby, 1970, 1971
 Arichie Tatum, 1980
 Kiev Tatum, 1987, 1988
 Tony Taveras, 2007
 Leo Taylor, 1968, 1969
 Weldon Taylor, 1933, 1934, 1935
 Willie Taylor, 2009, 2010, 2011
 Harold Teal, 1954, 1955
 Kerry Tecklenburg, 1980, 1981, 1982, 1983
 Derrick Teegarden, 2013, 2014
 Darius Terrell, 2013, 2014
 Darrell Terrell, 1978, 1979, 1980
 George Terrell, 1951
 Scott Terry, 1991
 Weston Thaggard, 2002, 2003, 2004
 Theon Thetford, 1957, 1958
 Isaac Thomas, 2005, 2006, 2007, 2008
 Jamario Thomas, 2004, 2005, 2006, 2007
 Larry Thomas, 1962, 1963, 1964
 Mike Thomas, 1999
 Richard Thomas, 1990
 Stan Thomas, 1993, 1994
 Kevin Thomes, 1986, 1987
 Derek Thompson, 2009, 2011, 2012, 2013
 Doyle Thompson, 1930
 Micah Thompson, 2013, 2014
 Mike Thompson, 1982, 1983
 Wade Thompson, 1925, 1926
 James Thorne, 1971
 Michael Thrash, 2002, 2003
 Matt Tiemann, 1984
 Oran Tipps, 1918
 Andy Todd, 1990, 1991, 1992, 1993
 Matt Tomlinson, 2009, 2010, 2011
 Ray Toole, 1956, 1957
 F. H. Toombs, 1915
 Trent Touchstone, 1988, 1989
 Marcus Trice, 2012, 2013
 Bob Tricks, 1969, 1970
 Everett Truitt, 1980, 1981, 1982
 Andrew Tucker, 2014
 Glenn Tucker, 1969, 1970
 Robert Tucker, 1966, 1967
 Nathan Tune, 2007, 2008, 2009, 2010
 Charles Turner, 1935, 1936
 R.E. Turner, 1925
 Reginald Turner, 1973
 Matt Turney, 1999, 2000, 2001, 2002
 Jeff Tutson, 1988, 1989, 1990

↳ U

Wayne Ulmer, 1962

↳ V

Greg Van Ness, 1973
 Don Vardell, 1966, 1967, 1968
 Les Varner, 1973
 Jack Vaughn, 1931, 1932, 1933
 George Veit, 1952, 1953, 1954
 Adam Venegas, 2005, 2006, 2007
 Gene Verkerk, 1951, 1952
 Ray Verkerk, 1951, 1952, 1953
 Danny Vick, 1980, 1981, 1982, 1983
 Harold Vick, 1937
 Brian Vickers, 1991
 Don Vickers, 1962
 Reb Villard, 1917
 Leon Vinyard, 1937, 1938, 1939
 Giovanni Vizza, 2007, 2008

↳ W

Robert Waddle, 1994, 1995, 1996, 1997
 James Wade, 1963, 1964, 1965
 Sheldon Wade, 2013, 2014
 Jack Wages, 1954
 A.J. Waight, 1964
 Bruce Walker, 1990, 1991
 De Walker, 1937, 1938, 1939
 Doyle Walker, 1939, 1940

Joe Walker, 1984, 1985, 1986, 1987
 Marvin Walker, 1979, 1980, 1981, 1982
 Prentiss Walker, 1929, 1930, 1932
 Reece Walker, 1991
 Tony Walker, 1989, 1990
 Wayne Walker, 1990, 1991, 1992, 1993
 Anthony Wallace, 2014
 Charles Wallace, 1964
 Henry Wallace, 1924
 Robert Wallace, 1964, 1965
 Sir Calvin Wallace, 2014
 James Walton, 1989, 1990
 David Warehime, 1982, 1983
 Frank Ward, 1989, 1990
 Freddie Warner, 2011
 Garland Warren, 1954, 1955, 1956
 Justin Warren, 1999, 2000
 Steve Warren, 2005, 2006, 2008, 2009
 Shawn Wash, 1987, 1988, 1989, 1990
 Burks Washington, 1975, 1976, 1977, 1978
 Fred Washington, 1966, 1967
 Ken Washington, 1974, 1975, 1976, 1977
 Corey Washington, 2006, 2007
 Lorenza Washington, 1992, 1993, 1994, 1995
 Brian Waters, 1995, 1996, 1997, 1998
 Maurice Waters, 1942
 Dan Watson, 1995, 1996
 Dutton Watson, 2014
 Terry Watson, 1994, 1995
 Bobby Way, 1957, 1958, 1959
 Fred Way, 1952, 1953
 Aaron Weathers, 2005, 2006, 2007
 Bill Weaver, 1959, 1960, 1961
 John Weber, 2010
 Mendel Weiss, 1994, 1995
 Jeff Webb, 1974, 1975
 Phil Wells, 1966, 1968
 Steve Wells, 1977, 1978, 1979
 Bill Wendler, 1972, 1973, 1974
 Bernard West, 1977, 1978, 1979
 Damon West, 1995
 I.M. West, 1918, 1920, 1921
 Phil West, 1986, 1987
 W.B. West, 1921
 Walter West, 1925
 Ray Whisenhunt, 1916, 1922, 1923
 Danny Whitaker, 1976, 1977, 1978, 1979
 Charles White, 1990, 1991, 1992
 Dee White, 1992, 1993, 1994
 Donald White, 1993, 1994, 1995
 Kyle White, 2009
 Lance White, 1984, 1985, 1986
 Robert Whitehead, 1998, 1999, 2000
 A.D. Whitfield, 1962, 1963, 1964
 Zac Whitfield, 2012, 2013, 2014
 Felton Whitlow, 1945, 1946, 1947
 Lewis Whitson, 1958, 1959, 1960
 Ralph Widacki, 1962, 1963
 Derrick Wiggins, 1987, 1988
 Ja'Quay Wilburn, 1997, 1998, 1999, 2000
 Terrence Wilburn, 1995
 J.A. Wilkerson, 1917, 1921
 Keith Wilkerson, 1989, 1990, 1991, 1992
 Michael Wilkerson, 1973, 1974, 1975, 1976
 Walter Wilkerson, 1918
 Wayne Wilkins, 1968
 Collin Williams, 1974, 1975
 Craig Williams, 1986, 1987, 1988
 Dajon Williams, 2014
 Darien Williams, 2008, 2009
 Darrell Williams, 1996, 1997, 1998, 1999
 Freck Williams, 1920
 John Williams, 1947, 1948
 Mit Williams, 1913
 Pete Williams, 1968
 Steve Williams, 1985
 Victor Williams, 1966, 1967
 Welby Williams, 1939, 1940
 Ray Williamson, 1960, 1961
 Homer Willis, 1922, 1923
 Eugene Wilson, 1931, 1932, 1933

Jamaal Wilson, 2010, 2011
 James Wilson, 1980, 1981, 1982, 1983
 Jeffrey Wilson, 2014
 Jimmy Wilson, 1954, 1955
 Kelon Wilson, 1994, 1995, 1996
 Neal Wilson, 1964
 Noel Wilson, 1928, 1930, 1931
 Woodrow Wilson, 1934, 1935, 1936
 Woody Wilson, 2006
 Ernest Winfrey, 1954
 Brad Winn, 1997, 1998
 Albert Wirz, 1931, 1932, 1933
 Lee Wise, 1952
 John Withers, 1973
 Mark Witte, 1979, 1980, 1981, 1982
 Paul Wleczyk, 1980, 1981, 1982
 Jimmy Wolff, 1965
 Greg Womble, 1979, 1980
 Greg Womble, 1949, 1950
 David Wood, 1978, 1979, 1980
 Eugene Wood, 1940, 1941
 Glen Wood, 1949, 1950
 Aaron Woodard, 1996, 1997
 Steve Woodard, 1987, 1988
 Billy Woods, 1966
 Elmer Woods, 1924
 Fred Woods, 1969, 1970, 1971
 Sears Woods, 1975
 Detriorn Woodson, 1996, 1997, 1998, 1999
 Dave Woodward, 1962, 1963
 B. Wynn Wooley, 1913
 Brad Woosley, 2000, 2001
 Mayfield Workman, 1938
 Avery Wright, 1993, 1994, 1995, 1996
 Donovan Wright, 2000, 2001, 2002
 James Wright, 1961, 1962
 J. N. Wright, 1954, 1955, 1956
 Ted Wright, 1931, 1932
 Weldon Wright, 1954, 1955
 Will Wright, 2010, 2011, 2012, 2013
 Bob Wyatt, 1969, 1970, 1971
 Koryee Wyatt, 2002, 2003

↳ Y

David Yaeger, 1971, 1972
 Jim Yarber, 1974, 1975
 Terrell Yarborough, 1932, 1933, 1934
 Mason Y'Barbo, 2011, 2012, 2013, 2014
 Carlos Yearwood, 1997, 1998
 Todd Yocum, 1982, 1983
 Shane York, 1997, 1998
 Bill Young, 1972, 1973, 1974
 Charles Young, 1978, 1979, 1980, 1981
 Jay Young, 1997, 1998
 Jerry Young, 1954, 1955, 1956

↳ Z

James Zaleski, 1959, 1960
 Nicolas Zuniga, 2000, 2001, 2002, 2003



↳ Pro Draftees

The initial draft was held February 8, 1936. Below are North Texas' draftees since the first draft. Free agents are also included.

Year	Name, Pos., NFL Team	Rd.	Pick	Year	Name, Pos., NFL Team	Rd.	Pick
2014	Derek Akunne, Falcons	free agent			Wilmur Levels, DB, Browns	9th	14th
	Antonio Johnson, Jets	free agent			Tom Gipson, DT, Raiders	14th	19th
	Cyril Lemon, Saints	free agent			Glenn Tucker, LB, Redskins	16th	10th
2013	Brelan Chancellor, Chargers	free agent			Perry Pruett, DB, Patriots	free agent	
	Zach Orr, Ravens	free agent		1970	Cedric Hardman, DE, SF 49'ers	1st	9th
	Marcus Trice, Bears	free agent			Ron Shanklin, WR, Steelers	2nd	2nd
2012	Lance Dunbar, RB, Cowboys	free agent			Steve Ramsey, QB, Saints	5th	22nd
	Jamize Olawale, TE, Cowboys	free agent			Glen Holloway, G, Bears	10th	1st
2011	Craig Robertson, LB, Browns	free agent			Robert Helterbran, G, Bears	16th	1st
2009	Truman Spencer, P, Chargers	free agent		1969	Joe Greene, DT, Steelers	1st	4th
2008	Brandon Jackson, WR, Chargers	free agent			Charles Beatty, DB, Steelers	7th	4th
2007	Johnny Quinn, WR, Bills	free agent			Michael Shook, DB, Redskins	13th	5th
2006	Patrick Cobbs, RB, Patriots	free agent			Billy Wood, DB, Broncos	16th	10th
2005	Adrian Awasom, DE, Giants	free agent		1968	Lindon Endsley, C, Chiefs	8th	21st
2004	Cody Spencer, LB, Raiders	6th	17th		Ed Brantley, T, Bengals	8th	27th
	Brandon Kennedy, DT, Broncos	free agent			Henry Holland, C, Falcons	9th	2nd
					James Russell, E, Bengals	10th	27th
2002	Don McGee, DB, Cowboys	free agent		1967	Vidal Carlin, QB, Cardinals	3rd	16th
2001	Brad Kassell, LB, Titans	free agent			John Love, WR, Redskins	7th	13th
2000	Phillip Armour, OC, Colts	free agent		1966	Martin Kahn, T, Falcons	5th	16th
	John Baker, P, Rams	free agent			Bob Sanders, C, Falcons	9th	1st
1998	Brian Waters, TE/DL, Cowboys	free agent		1965	Jim Moore, LB, Lions	12th	11th
1996	Toby Gowin, P, Cowboys	free agent			Carl Lockhart, DB, Giants	13th	1st
					A.D. Whitfield, FB, Cowboys	free agent	
1995	Anthony Bridges, DB, Cardinals	6th	34th	1964	Bobby Smith, HB, Steelers	7th	10th
1992	Tomur Barnes, CB, Oilers	free agent			Bill McWatters, RB, Vikings	8th	5th
1991	Erric Pegram, RB, Falcons	6th	6th		Dwain Bean, B, Packers	12th	13th
	Scott Bowles, RT, 49'ers	6th	26th		Crest Whitaker, WR, Saints	free agent	
	Scott Davis, QB, Steelers	free agent		1963	Bob Price, G, 49'ers	19th	8th
1990	Roderick Manning, Bears	free agent		1962	Art Perkins, RB, Rams	4th	2nd
1989	Kim Phillips, DB, Saints	3rd	23rd		Richard Farris, G, Rams	8th	2nd
1983	Mark Witte, TE, Buccaneers	11th	18th	1960	Abner Haynes, RB, Steelers	5th	7th
1982	Louis Haynes, LB, Chiefs	4th	17th		Sammy Stanger, C, Rams	14th	2nd
	Tony Elliott, DE, Saints	5th	3rd	1959	Ed Gray, T, Bears	11th	9th
1981	Ron Battle, TE, Rams	7th	9th		Bill Carrico, G, Steelers	16th	7th
1980	Greg Davidson, C, Oilers	free agent		1958	Ray Toole, B, Cardinals	21st	1st
1979	Reginald Lewis, DE., Buccaneers	3rd	22nd		Bill Groce, B, Steelers	25th	6th
1978	J.T. Smith, WR, Chiefs/Cardinals	free agent			Garland Warren, C, 49'ers	28th	10th
1976	Beasley Reece, DB, Cowboys	9th	27th	1956	Dennis Shaw, E, Colts	11th	6th
	Mel Davis, DE, Steelers	15th	28th		Tom Runnels, B, Rams	14th	11th
1975	Stan Blackmon, TE, Packers	14th	10th	1955	Dean Renfro, B, Browns	2nd	12th
1973	Hurles Scales, DB, Bengals	14th	17th		Gene Verkerk, T, Bears	8th	10th
1972	Steve Sullivan, T, Jets	13th	12th		Charlie McGinty, E, Cardinals	9th	1st
1971	Leonard Dunlap, DB, Colts	1st	26th		Charles Shephard, B, Colts	18th	3rd
	Willie Parker, C, SF 49'ers	3rd	23rd	1954	Ken Hall, E, Packers	11th	2nd
					John Cavaglieri, T, Redskins	21st	7th
					Ralph Reynolds, B, 49'ers	22nd	10th
					Glenn Holtzman, T, Rams	26th	9th
				1953	Larry Strickland, C, Bears	13th	5th
					Ken Bahnsen, FB, 49'ers	21st	7th
					Ray Verkirk, T, Browns	28th	10th



HISTORY

↳ all-americans

Year	Name, Pos., NFL Team	Rd.	Pick
1952	Ray Renfro, B, Browns	4th	11th
	Bill Bishop, OT, Bears	8th	5th
	Jim Brewer, G, Eagles	16th	4th
	Lloyd Lowe, HB, Bears	free agent	
	Royce Womble, FL, Colts	free agent	
1951	Cecil Martin, B, Redskins	23rd	1st
	Quincy Armstrong, C, Giants	26th	11th
1950	Jim Eagle, C, Eagles	25th	13th
1949	R.R. Walston, G, Steelers	13th	4th
	Richard Nutt, B, Giants	18th	4th
	A.D. Cate, G, Giants	21st	5th
	Joe Abbey, DE, Bears	free agent	
1948	Jim Cooper, C, Steelers	8th	9th
	Felton Whitlow, T, Steelers	27th	8th
1943	Garvin Mugg, OT, Lions	free agent	
1933	Ted Wright, HB, Redskins		

↳ All-Americans

2014	Trevor Moore	Placekicker (Sports Illustrated, Freshman All-American Team)
2010	Lance Dunbar	Running Back (Honorable Mention, Sports Illustrated)
2009	Lance Dunbar	Running Back (Honorable Mention, Sports Illustrated)
2007	Casey Fitzgerald	Wide Receiver (Honorable Mention, Sports Illustrated)
2004	Jamario Thomas	Running Back (First team, CBS Sportsline; Third team, AP)
2003	Patrick Cobbs	Running Back (Honorable Mention, Sports Illustrated)
2002	Brandon Kennedy	Defensive Line (Third-team) (College Football News)
1997	John Baker	Punter (Third team, AP)
1996	Toby Gowin	Punter (Third team, AP)
1990	Scott Bowles	Offensive Line (First team, Div. I-AA)
1990	Mike Davis	Defensive Line (First team, Kodak)
1990	Byron Gross	Linebacker (First team, Div. I-AA)
1990	Bart Helsley	Punter (First team, Div. I-AA)
1988	Rex Johnson	Defensive Line (First team, Kodak)
1983	Rayford Cooks	Defensive Line (First team, Kodak)
1983	Ronnie Hickman	Defensive Line (First team, Kodak)
1982	Marvin Walker	Receiver (Second Team, AP)
1977	Walter Chapman	Defensive Line (Third-Team, AP)
1969	Cedric Hardman	Defensive Line (HM All-America)
1968	Joe Greene	Defensive Tackle (Consensus first team)
1966	John Love	Receiver (HM All-America)
1959	Abner Haynes	Halfback (Time Magazine)
1959	Bill Carrico	Guard (Williamson All-America)
1955	Don Baker	Quarterback (Third team, Little All-America)
1954	Charlie McGinty	End (Williamson All-America)
1953	Ralph Reynolds	Halfback (HM All-America)
1952	Kenneth Bahnsen	Fullback (Honorable Mention AP)
1951	Kenneth Bahnsen	Fullback (Honorable Mention AP)
1951	Quincy Armstrong	Center (First team, Williamson)
1951	Ray Renfro	Halfback (First Team AP)
1950	Jim Eagle	Guard (HM Little All-America)
1948	Richard Nutt	Halfback (Williamson)
1947	Felton Whitlow	Tackle (AP)
1946	Jim Cooper	Center (HM Little All-America)
1946	Billy Dinkle	Halfback (HM Little All-America)
1939	Johnie Riola	Quarterback (HM Little All-America)
1932	Ted Wright	Quarterback (Grantland Rice)



↳ All-Pro Selections

“Mean” Joe Greene

Greene played for the Pittsburgh Steelers from 1969-81. He was a Pro Bowl selection 10 times and was the NFL Rookie of the Year in 1969. He recorded 66 quarterback sacks in his career and is regarded as one of the greatest defensive tackles in the history of the NFL. The anchor of the famed “Steel Curtain” defense that led the Pittsburgh Steelers to four Super Bowl titles, he was inducted into the NFL Hall of Fame in 1987. Greene was inducted into the National Football Foundation College Football Hall of Fame in 1983. He was the fourth player selected in the 1969 NFL Draft after earning All-America honors at North Texas in 1968.

Abner Haynes

Haynes made his mark at North Texas as one of the first African-Americans to play college football in the southwest in 1957. He was an All-America pick in 1959 and signed with the Dallas Texans of the AFL after leading North Texas to the Sun Bowl. He was named AFL Player of the Year in 1960 and helped the Texans to the 1962 AFL Title. Haynes rushed for over 4,500 yards during his pro career and was an AFL All-Star from 1960-63. He had his number retired by the Kansas City Chiefs in 1988 and received the NCAA Silver Anniversary Award in 1985. In 2008, he was inducted into the Texas Sports Hall of Fame.

Brian Waters

Waters has been one of the top offensive linemen in the NFL for several years, making four trips to the Pro Bowl and being named All-Pro twice. He was the recipient of the prestigious Walter Payton NFL Man of Year Award in 2009, being recognized for his charitable contributions in addition to his performance on the field. Waters was an undrafted free agent in 1999 before signing with and spending his entire career with the Kansas City Chiefs where he has been since 2000.

Ray Renfro

Renfro spent 12 years in the National Football League, all with the Cleveland Browns from 1952-1963. Renfro was a three-time selection to the Pro Bowl in 1953, 57 and 1960. He was drafted 48th overall in the 1952 NFL draft after a successful career at North Texas where he was named first team All-America running back by the Associated Press in 1951.

J.T. Smith

Smith earned his reputation in the NFL as one of the premiere punt returners of his time. Smith was selected to two Pro Bowl games and was once named first team All-Pro for his returning prowess, which he led the league with in both 1979 and 1980. He also led the NFL in receptions in 1987 as a member of the St. Louis Rams. Smith played 13 years with three different teams, including seven years with the Kansas City Chiefs, where he finished as the team’s all-time leader in punt returns.

Cedric Hardman

Hardman played 12 years in the NFL, 10 with the San Francisco 49ers and two with the Oakland Raiders. Hardman was a first round draft pick (ninth overall) of the 49ers in 1970 and was a two-time Pro Bowl selection in 1971 and 1975. He is still the all-time sacks leader for the 49ers and was a member of the Raiders 1981 Super Bowl Championship team.



↳ Conference USA

- 2014** Derek Akunne, LB (1st team)
Cyril Lemon, OL (1st team)
James Jones, DB (2nd team)
Carlos Harris, WR (honorable mention)
Antonio Johnson, OL (honorable mention)
Eric Keena, P (honorable mention)
Trevor Moore, PK (honorable mention)
Chad Polk, DL (honorable mention)
Kishawn McClain (freshman team)
Trevor Moore, PK (freshman team)

- 2013** Breelan Chancellor, KR (1st team)
Breelan Chancellor, PR (1st team)
Cyril Lemon, OL (1st team)
Zach Orr, LB (1st team)
Marcus Trice, DB (1st team)
Aaron Bellazin, DE (1st team)
Breelan Chancellor, WR (2nd team)
Mason Y'Barbo, OL (2nd team)
Richard Abbe, DT (honorable mention)
Derek Akunne, LB (honorable mention)
Brandin Byrd, RB (honorable mention)
Kenny Buyers, DB (honorable mention)
Lairamie Lee, DB (honorable mention)
Darnell Smith, WR (honorable mention)
Kaydon Kirby, OL (freshman team)
Blake Macek, P (freshman team)

↳ Sun Belt Conference

- 2012** Aaron Fortberry, OL (1st team)
Will Atterberry, P, (2nd team)
Zach Orr, LB, (2nd team)
Zac Whitfield, DB, (2nd team)
Cyril Lemon, OL, (honorable mention)
Mason Y'Barbo, (honorable mention)

- 2011** Lance Dunbar, RB (1st team)
Matt Tomlinson, OL (1st team)
Will Atterberry, P (1st team)
Zach Orr, LB (2nd team)
Brandon Akpunku, DE (2nd team)
Cyril Lemon, OL (honorable mention)
Breelan Chancellor, WR (honorable mention)

- 2010** Lance Dunbar, RB (1st team)
Victor Gill, OL (1st team)
Craig Robertson, LB (1st team)
Esteban Santiago, OL (1st team)
Breelan Chancellor, WR (honorable mention)

- 2009** Lance Dunbar, RB (1st team)
Jamaal Jackson, WR (2nd team)
Esteban Santiago, OL (2nd team)
Kelvin Drake, OL (honorable mention)
Craig Robertson, LB (honorable mention)

- 2008** Casey Fitzgerald, WR (1st team)
Truman Spencer, P (1st team)
Tobe Nwigwe, LB (2nd team)
Cam Montgomery, RB (honorable mention)
Craig Robertson, LB (honorable mention)

- 2007** Casey Fitzgerald, WR (1st team)
Jeremiah Chapman, DL (1st team)
Kelvin Drake, C (2nd team)
Craig Robertson, LB (honorable mention)
Brandon Jackson, WR (honorable mention)

- 2006** Johnny Quinn, WR (1st team)
Jeremiah Chapman, DL (2nd team)
Truman Spencer, P (2nd team)
Maurice Holman, LB (honorable mention)
Aaron Weathers, DB (honorable mention)

- 2005** Patrick Cobbs, RB (1st team)
Dylan Lineberry, OL (1st team)
Johnny Quinn, WR (2nd team)
Jeremiah Chapman, DL (2nd team)
Phillip Graves, LB (2nd team)
Aaron Weathers, DB (2nd team)
Maurice Holman, LB (honorable mention)
Nick Bazaldua, PK (honorable mention)

- 2004** Andy Brewster, C (1st team)
Andy Blount, TE (1st team)
Jamario Thomas, RB (1st team)
Adrian Awasom, DL (1st team)
Jonas Buckles, DB (1st team)
Nick Bazaldua, PK (1st team)
Johnny Quinn, WR (2nd team)
Dylan Lineberry OG (2nd team)
Evan Cardwell, DL (2nd team)
Michael Pruitt, DL (2nd team)
Markeith Knowlton DB (2nd team)
Lonnie Chambers, OG (2nd team)
Scott Hall, QB (2nd team)

- 2003** Nick Zuniga, OG (1st team)
Andy Brewster, C (1st team)
Scott Hall, QB (1st team)
Patrick Cobbs, RB (1st team)
Brandon Kennedy DL (1st team)
Adrian Awasom DL (1st team)
Cody Spencer, LB (1st team)
Chris Hurd, LB (1st team)
Craig Jones, DB (1st team)
Jonas Buckles, DB (1st team)
Taylor Casey, LB (2nd team)
Brad Kadlubar, P (2nd team)

- 2002** J.R. Randle, OT (1st team)
Nick Zuniga, OG (1st team)
Jeff Muenchow, TE (1st team)
Kevin Galbreath, RB (1st team)
Brandon Kennedy, DL (1st team)

- Darrell Daniels, DL (1st team)
Taylor Casey, LB (1st team)
Cody Spencer, LB (1st team)
Craig Jones, DB (1st team)
Don McGee, DB (1st team)
Matt Turney, OL (2nd team)
Adrian Awasom, DL (2nd team)
Chris McIver, DL (2nd team)
Jonas Buckles, DB (2nd team)
Brad Kadlubar, P (2nd team)
Ja'Mel Branch, ST (2nd team)

- 2001** J. R. Randle, OT (1st team)
Nick Zuniga, OG (1st team)
Jeff Muenchow, TE (1st team)
Kevin Galbreath, RB (1st team)
Brandon Kennedy, DT (1st team)
Brad Kassell, LB (1st team)
Jonas Buckles, FS (1st team)
Jason Ball, PK, P (1st team)
George Marshall, WR (2nd team)
Alex Pahlula, DT (2nd team)
Ron Paris, DE (2nd team)
Craig Jones, SS (2nd team)
Cody Spencer, LB (2nd team)
Matt Turney, OT (2nd team)

↳ Big West Conference

- 2000** Brad Kassell, LB (1st team)
Lawrence Ellis, DB (1st team)
Nick Zuniga, OL (2nd team)
Brandon Kennedy, DL (2nd team)
Chris McIver, DL (2nd team)
Corry Pertile LB, (2nd team)
J.R. Randle OL, (honorable mention)

- 1999** Corbin Montgomery, DL (1st team)
John Baker, P (1st team)
Brad Kassell, LB (2nd team)
Jason Ball, PK, (2nd team)
Ja'Quay Wilburn, RB, (2nd team)
Broderick McGrew, WR (2nd team)
Andy Lott, OL (2nd team)
Vinnie Patterson OL (honorable mention)
J.R. Randle, OL (honorable mention)
Fred Pertile LB (honorable mention)
Jeff Rogers LB (honorable mention)
Ramone Archie, DB (honorable mention)

- 1998** Phillip Armour, C (1st team)
Brian Waters, DT (1st team)
Phillip Littlejohn, DB (1st team)
Broderick McGrew RS (1st team)
Ramone Archie, DB (2nd team)
Brad Winn, OL, DB (2nd team)
Corbin Montgomery DL (2nd team)



John Baker P (2nd team)
 Scott Blank, DL (honorable mention)
 Fred Pertile LB (honorable mention)

1997 Phillip Armour, C (1st team)
 Scott Blank, DL (1st team)
 Benny Cherry, LB (1st team)
 John Baker, P (1st team)
 Garrett Courtney, PK (1st team)
 Broderick McGrew, WR (2nd team)
 Hut Allred, RB (honorable mention)

1996 Phillip Armour, C (1st team)
 Benny Cherry, LB (1st team)
 Toby Gowin, P (1st team)
 Dhati Lewis, DB (2nd team)
 Scott Murphy, DL (2nd team)
 Brad Spinks, DL (2nd team)
 Brett Renfro, LB (2nd team)
 Avery Wright, DB (2nd team)

↳ **Southland Conference**

1994 Mitch Maher, QB (1st team)
 David Brown, WR (1st team)
 Luis Silva, TE (1st team)
 Willis Hudson, DT (1st team)
 Troy Redwine, WR (2nd team)
 Brad Smith (2nd team)
 Stan Thomas (2nd team)
 Dmitri Markham (2nd team)
 Anthony Bridges (2nd team)
 John Luker (2nd team)
 Gerald Farley (2nd team)

1993 Mitch Maher, QB (2nd team)
 Terrance Brown, RB (2nd team)
 Troy Redwine, WR (2nd team)
 Luis Silva (2nd team)
 Scott Dukatnik (2nd team)
 Wayne Walker (2nd team)

1992 Richard DeFelice (2nd team)
 Terrance Brown, RB (2nd team)
 Mitch Maher, QB (2nd team)
 Tomur Barnes (2nd team)
 Russell McMillan (2nd team)

1991 Brad Koch (2nd team)

1990 Scott Davis, QB (1st team)
 Byron Gross, LB (2nd team)
 Erric Pegram, RB (2nd team)
 Paul Gallamore (2nd team)
 Bryan Paxton (2nd team)
 Clay Bode (2nd team)
 Mike Davis (2nd team)

1989 Keith Chapman, PK (1st team)
 Roderick Manning, DE (1st team)
 Byron Gross, LB (1st team)
 Erric Pegram, RB (1st team)
 Tony Cook, RB (1st team)

1988 Scott Davis, QB (1st team)
 Marcus Camper, WR (1st team)
 Scott Bowles, OT (1st team)
 Zane Paschall, OT (1st team)
 Keith Chapman, PK (1st team)
 Rex Johnson, DT (1st team)
 Kim Phillips, CB (1st team)
 Bron Beal, P (1st team)
 Roderick Manning (2nd team)
 Byron Gross, LB (2nd team)

1987 Bron Beal, P (1st team)
 Darrin Collins, FB (1st team)
 Scott Bowles, OT (1st team)
 Dwight Poole, OG (1st team)
 Kendal Nelson, OC (1st team)
 Gordon McFeders, DT (1st team)
 Tom Middaugh, DT (1st team)
 Marcus Camper, WR (2nd team)
 Zane Paschall (2nd team)
 Keith Chapman, K (2nd team)
 Joe Walker (2nd team)
 Byron Gross, LB (2nd team)
 Kenneth Biggers (2nd team)

1986 Mike Rhone, S (1st team)
 Ed Fleming, LB (1st team)
 Lance White, LB (1st team)
 Mike Minter, DT (1st team)
 John Lott, OG (1st team)
 Bron Beal, P (1st team)
 Randy Bentley (2nd team)
 Kim Phillips (2nd team)

1985 Monty Moon (2nd team)
 Mike Minter, LB (2nd team)
 Jerry Pickens (2nd team)
 Matt Tiemann (2nd team)

1984 John Starnes, P (1st team)
 Jay Saad, LB (1st team)
 Lance White, LB (2nd team)

1983 Greg Carter, QB (1st team)
 Dan Reeder, OG (1st team)
 Ronnie Hickman, LB (1st team)
 Rayford Cooks, DT (1st team)
 Lester Harper, LB (1st team)
 John Starnes, P (1st team)
 Tim Wasson, (2nd team)
 Cederick Nelson (2nd team)
 Jay Saad, LB (2nd team)
 Andre Mosley (2nd team)

↳ **Missouri Valley Conference**

1974 Walter Chapman, DT (1st team)

1973 J.C. Garrett, DL (1st team)
 Don Dunlap, DB (1st team)
 Ted Gosline, DB (1st team)

1972 David Yaeger, P (1st team)

1971 David Yaeger, P (1st team)

1970 Leonard Dunlap, DB (1st team)
 Dralves Edwards, WR (1st team)
 Glenn Tucker, LB (1st team)

1969 Bernie Barbour, DB (1st team)
 Cedric Hardman, DE (1st team)
 Glen Holloway, OG (1st team)
 Barry Moore, WR (1st team)
 Steve Ramsey, QB (1st team)
 Ron Shanklin, WR (1st team)
 Steve Atchley, LB (2nd team)
 Mike Marr, OG (2nd team)
 Willie Parker, C (2nd team)

1968 Barry Moore, WR (1st team)
 Glen Holloway, OG (1st team)
 Steve Ramsey, QB (1st team)
 Leo Taylor, RB (1st team)
 Joe Greene, DT (1st team)
 James Ivy, LB (1st team)

1967 Charles Beatty, CB (1st team)
 Ed Brantley, OT (1st team)
 Paul Draper, OC (1st team)
 Lindy Endsley, NG (2nd team)
 Joe Greene, DT (2nd team)
 Johnny Mata, LB (2nd team)
 Steve Ramsey, QB (2nd team)
 James Russell, WR (2nd team)
 Ron Shanklin, WR (2nd team)
 Bob Tucker, DE (2nd team)

1966 Ed Brantley, OT (1st team)
 Paul Draper, OC (1st team)
 Joe Greene, DT (1st team)
 Burkley Harkless, NG (1st team)
 John Love, WR (1st team)
 James Russell, WR (1st team)
 Billy Woods, CB (1st team)

1965 Burkley Harkless, NG (1st team)
 Henry Holland, DE (1st team)
 John Love, WR (1st team)
 Tom Price, S (1st team)
 Ronnie Romike, OT (1st team)
 James Russell, WR (1st team)
 Bob Sanders, OC (1st team)



HISTORY

↳ all-conference selections

1964 Carl Lockhart, CB (1st team)
James Moore, DT (1st team)
Bob Sanders, OC (1st team)

1963 Dwain Bean, RB (1st team)
James Moore, DT (1st team)

1962 Dwain Bean, RB (1st team)
Richard Farris, OG (1st team)
Bobby Price, OT (1st team)

1961 Billy Christle, RB (1st team)
Bobby Smith, RB (1st team)

1960 Arthur Perkins, FB (1st team)
Bill Weaver, G (1st team)

1959 Bill Carrico, G (1st team)
George Herring, T (1st team)
Abner Haynes, RB (1st team)

1958 Bill Carrico, G (1st team)
Vernon Cole, (1st team)
Abner Haynes, RB, (1st team)
Fred Way (1st team)

↳ Gulf Coast Conference

1956 Dennis Shaw, E (1st team)
Mickey Koonce, T (1st team)
Tommy Smith, T, (2nd team)
Ray Toole, QB, (2nd team)
Mac Reynolds, E, (2nd team)

1955 Dennis Shaw, E (1st team)
Tommy Runnels, B (2nd team)
Buzz Stansel, C (2nd team)
Garland Warren, T (2nd team)

1953 Lawrence Strickland, C (1st team)
Ken Hall, E (1st team)
Ralph Reynolds, B (1st team)

1952 Kenneth Bahnsen, B (1st team)
Ray McGallion, LB (1st team)
Charlie Qualls, T (1st team)
Lawrence Strickland, C (1st team)
Gene Verkerk, G (1st team)

1951 Ray Renfro, B (1st team)
Quincy Armstrong, C (1st team)
Kenneth Bahnsen, B (1st team)
Zeke Martin, QB (2nd team)
Wendell Swann, E (2nd team)
Jim Brewer, T (2nd team)
Bill Bishop, T (2nd team)
Glen Wood, G (2nd team)

1950 Zeke Martin, QB (1st team)
Wendell Swann, E (1st team)
Jim Brewer, T (1st team)

Bill Bishop, T (1st team)
Glen Wood, G (1st team)
Quincy Armstrong, C (1st team)
Kenneth Bahnsen, B (1st team)

1949 Zeke Martin, QB (1st team)

↳ Lone Star Conference

1947 A.D. Cate, G (1st team)
Dick Lindsay, T (1st team)
Richard Nutt, B (1st team)
Jim Cooper, C (1st team)
Bill Cromer, B (1st team)
Joe Abbey, E (1st team)
Felton Whitlow, G (1st team)

1946 Jim Cooper, C (1st team)
Billy Dinkle, B (1st team)
Felton Whitlow, T (1st team)

1941 Eugene Wood (1st team)
Benny Graham (1st team)
Durwood Mumford (1st team)
Forrest Covin (1st team)

1940 Bill Sheffield, C (1st team)
Forrest Covin, E (1st team)
Boyce Nall, G (1st team)
Doyle Walker, T (1st team)
Johnie Riola, QB (1st team)

1939 Bill Sheffield, C (1st team)
Cecil Phillips, T (1st team)
Boyce Nall, G (1st team)
I.T. James, B (1st team)
Johnie Riola, QB (1st team)

1938 Johnny Shoemaker, B (1st team)
L.W. Killian, B (1st team)
Albert Dudley, T (1st team)

1937 Lanier Hester, QB (1st team)
Albert Dudley, T (1st team)

1936 P.B. Stovall, T (1st team)
Robert Shepard, G (1st team)
Kermit Boaz, E (1st team)
Johnny Stovall, B (1st team)
Lanier Hester, QB (1st team)

1934 Charley Cox, B (1st team)
James Nichols, T (1st team)
Winlon Knowles, C (1st team)
Willard Sutton, G (1st team)

1933 Charley Cox, G (1st team)
James Nichols, T (1st team)

1932 James Nichols, T (1st team)

↳ Four-Time Receptients

2011-14 Cyril Lemon
2001-04 Jonas Buckles
2000-03 Brandon Kennedy
1999-02 J.R. Randle
1987-90 Byron Gross

↳ Three-Time Receptients

2010-13 Breelan Chancellor
Zach Orr
2009-11 Lance Dunbar
2005-07 Jeremiah Chapman
2004-06 Johnny Quinn
2002-04 Adrian Awasom
2001-03 Nick Zuniga
Craig Jones
Cody Spencer
1999-01 Brad Kassell
1997-99 Broderick McGrew
1996-98 Phillip Armour
1996-98 John Baker
1992-94 Mitch Maher
1986-88 Bron Beal
1967-69 Steve Ramsey
1966-68 Joe Greene
1965-67 James Russell
1950-52 Kenneth Bahnsen
1949-51 Zeke Martin
1932-34 James Nichols



↳ Conference Award Winners

Coach of the Year

2004	Darrell Dickey	Sun Belt
2003	Darrell Dickey	Sun Belt
2002	Darrell Dickey	Sun Belt
2001	Darrell Dickey	Sun Belt
1994	Matt Simon	Southland
1983	Corky Nelson	Southland
1973	Hayden Fry	Missouri Valley
1967	Rod Rust	Missouri Valley
1966	Odus Mitchell	Missouri Valley
1958	Odus Mitchell	Missouri Valley

Player of the Year

2004	Jamario Thomas	Sun Belt
2003	Brandon Kennedy	Sun Belt
2002	Brandon Kennedy	Sun Belt
1994	Mitch Maher	Southland

Offensive Player of the Year

2004	Jamario Thomas	Sun Belt
2003	Patrick Cobbs	Sun Belt
1988	Scott Davis	Southland
1983	Greg Carter	Southland

Defensive Player of the Year

2003	Chris Hurd	Sun Belt
2002	Brandon Kennedy	Sun Belt
2001	Brad Kassell	Sun Belt
1986	Ed Fleming	Southland
1973	J.C. Garrett	Missouri Valley

Special Teams Player of the Year

2013	Brelan Chancellor	Conference USA
------	-------------------	----------------

Freshman of the Year

2007	Giovanni Vizza	Sun Belt
2004	Jamario Thomas	Sun Belt
2001	Ja'Mel Branch	Sun Belt
1987	Scott Davis	Southland

Newcomer of the Year

2005	Aaron Weathers	Sun Belt
2004	Dylan Lineberry	Sun Belt
2001	Kevin Galbreath	Sun Belt
1992	Terrance Brown	Southland
1974	Ken Washington	Missouri Valley

NCAA Postgraduate Scholarship

2005	Nick Bazaldua, Kicker
1976	Pete Morris, Linebacker
1967	Paul Draper, Center

CoSIDA Academic All-America

2005	Patrick Cobbs, Running Back (2nd team)
1998	John Baker, Punter (2nd team)
1976	Pete Morris, Linebacker
1975	Pete Morris, Linebacker



RECORDS

↳ scoring

↳ Team Scoring

Points

Game: 97 vs. Decatur Baptist, 1929
Opp. Low: 0 on several occasions
Season: 428 in 1951; Opp. Low: 6 in 1915
Per Game: 35.7 in 1951

Touchdowns

Game: 15 vs. Decatur Baptist, 1929
Opp. Low: 0 on several occasions
Season: 64 in 1951; **Opp. Low:** 1 in 1915

Field Goals

Game: 5 vs. FIU, 10/7/06
 5 vs. Utah State, 11/22/97
Season: 27 in 1989

PATs Made

Game: 10 vs. SW Oklahoma State 10/6/50
Season: 50 in 1951, 50 in 2013

Most Points Scored(Season)

1. 1951	428
2. 2013	414
3. 2003	358
4. 1994	343
5. 1949	336
6. 1988	330
7. 1993	328
8. 2014	326
9. 1969	316
10. 1977	305

Most Points Per Game

1. 1951	38.9
2. 2013	31.8
3. 1969	31.6
4. 1977	30.5
5. 1993	29.8
6. 1915	29.6
7. 1919	29.1
8. 1994	28.6
9. 1920	28.3
10. 1949	28.0

Most Points Scored (Game)

1. vs. Decatur Baptist, 1929	97
2. vs. Dallas University, 1919	87
3. vs. Arkansas-Monticello, 1940	79
4. vs. Nicholls, 2014	77
5. vs. SW Oklahoma, 1950	76
6. vs. Decatur Baptist, 1915	75
7. vs. Youngstown St., 1957	68
vs. Western Kentucky, 2009	68
9. vs. Drake, 1976	63
vs. Nicholls St., 1993	63
11. vs. Navy, 2007	62
vs. Sul Ross St., 1951	62
vs. Fresno St., 1951	62
vs. Emporia St., 1955	62

↳ Touchdowns (Rushing, Receiving & Returns)

Game

1. Fred Cobb vs. U. of Dallas, 1919	6
Bill Collins vs. Thorp Springs College, 1916	6
3. Casey Fitzgerald vs. Navy, 11/10/07	5
4. Lance Dunbar vs. Middle Tennessee, 12/3/11	4
Lance Dunbar vs. Louisiana-Lafayette, 10/10/09	4
Jamario Thomas vs. Idaho, 11/13/04	4
Patrick Cobbs, vs. Arkansas State, 11/15/03	4
Bobby Smith vs. Drake, 11/4/61	4
Scott Davis vs. E. Washington, 10/1/88	4
T10. Brandin Byrd vs. Tulsa (11/30/13)	3
Done 23 times, Last By Byrd	

Season

1. Patrick Cobbs, 2003	21
2. Lance Dunbar, 2009	19
3. Jamario Thomas, 2004	17
4. Michael Jones, 1977	16
Lance Dunbar, 2010	16
6. Ray Renfro, 1951	15
7. Leo Taylor, 1968	14
Abner Haynes, 1959	14
9. Ron Shanklin, 1967	13
Ken Bahnsen, 1951	13

Career

1. Lance Dunbar, 2008-11	49
2. Patrick Cobbs, 2001-05	38
3. Ron Shanklin, 1967-69	31
4. Ken Bahnsen, 1950-52	29
Scott Davis, 1987-90	29
6. Jamario Thomas, 2004-07	27
7. David Brown, 1991-94	22
Johnny Quinn, 2003-06	22
Antoinne Jimmerson, 2011-Pres	22
10. Ray Renfro, 1948-51	21

↳ Touchdowns Responsible For

(Passing, Rushing, Receiving & Returns)

Game

1. Giovanni Vizza vs. Navy, 2007	8
2. Riley Dodge vs. WKU, 2009	7
3. Fred Cobb vs. U. of Dallas, 1919	6
Bill Collins vs. Thorp Springs College, 1916	6
5. Dajon Williams vs. Nicholls, 2014	5
Casey Fitzgerald vs. Navy, 2007	5
Scott Hall vs. Louisiana-Lafayette, 2001	5
Mitch Maher vs. Texas State, 1993	5
Steve Ramsey vs. Cincinnati, 1968	5
Steve Ramsey vs. UTEP, 1968	5
Steve Ramsey vs. Louisiana-Lafayette, 1969	5
12. 17 times (Last by Lance Dunbar, 2011)	4

Season

1. Mitch Maher (24 pass, 7 rush) 1993	31
2. Mitch Maher (26 pass, 1 rush) 1994	30
3. Steve Ramsey (24 pass, 1 rush) 1969	25
4. Steve Ramsey (24 pass, 0 rush) 1968	24
5. Scott Davis (12 pass, 11 rush) 1988	23

Career

1. Mitch Maher (67 pass, 17 rush), 1991-94	84
2. Steve Ramsey (69 pass, 2 rush), 1979-69	71
3. Scott Davis (41 pass, 29 rush), 1987-90	70
4. Scott Hall (50 pass, 7 rush), 2000-04	57
5. Derek Thompson (42 pass, 8 rush), 2009-13	50
6. Lance Dunbar (41 rush, 8 receiving) 2008-11	49
7. Patrick Cobbs (36 rush, 2 pass, 1 receiving, 1 blocked punt recovery), 2001-05	40
8. Jason Mills (31 pass, 5 rush), 1994-97	36
9. Vidal Carlin (25 pass, 3 rush), 1965,66	28
10. Jamario Thomas (27 rush), 2004-07	27

↳ Total Points

Game

1. Fred Cobb vs. Dallas University, 1919	45
2. Bill Collins vs. Thorp Springs College, 1916	36
3. Casey Fitzgerald vs. Navy, 2007	30
T4. Lance Dunbar vs. Middle Tennessee, 2011	24
Lance Dunbar vs. Louisiana-Lafayette, 2009	24
Jamario Thomas vs. Idaho, 2004	24
Patrick Cobbs vs. Arkansas St., 2003	24
Patrick Cobbs vs. ULM, 2002	24
Scott Davis vs. E. Washington, 1988	24
Bobby Smith vs. Drake, 1961	24

Season

1. Patrick Cobbs, 2003	126
2. Lance Dunbar, 2009	114
3. Jamario Thomas, 2004	102
4. Michael Jones, 1977	98
5. Lance Dunbar, 2010	96
6. Keith Chapman (PK), 1988	94
7. Ray Renfro, 1951	90
Abner Haynes, 1958	90
9. John Love, 1966	88

Career

1. Lance Dunbar, 2008-11	294
2. Nick Bazaldua, 2002-05	247
3. Keith Chapman, 1985-89	233
4. Patrick Cobbs, 2001-05	228
5. Ron Shanklin, 1967-69	186
6. Scott Davis, 1987-90	180
7. Zach Olen, 2010-13	179
8. Ken Bahnsen, 1950-52	174
9. Jamario Thomas, 2004-07	162
10. Abner Haynes, 1957-59	158

Most Points Combined (Game)

1. 136, NT (62), Navy (74), 11/10/07	
2. 117, NT (68), Western Kentucky (49), 10/31/09	
3. 99, NT (51), Utah State (48), 11/22/97	
4. 97, NT (97), Decatur Baptist (0), 1929	
97, NT (20), Rice (77), 9/27/08	
6. 93, NT (87), Dallas University (6), 10/11/19	
7. 92, NT (31), NE Louisiana (61), 11/20/93	
8. 91, NT (51), W. Kentucky (40), 11/1/08	
9. 90, NT (14), Nebraska (76), 9/4/93	
90, NT (41), Kansas State (49), 11/27/10	

Largest Margin of Victory

1. 97, NT (97), Decatur Baptist (0), 1929	
2. 81, NT (87), Dallas University (6), 10/11/19	
3. 79, NT (79), Ark.-Monticello (0), 10/11/40	
5. 74, NT (77), Nicholls (3), 9/20/14	
6. 70, NT (76), SW Oklahoma (6), 10/6/50	
7. 62, NT (62) vs. Fresno State (0), 11/17/51	



↳ Year-By-Year Scoring Leaders

Year	Player	TD	PAT	FG	Pts.
2014	Trevor Moore	0	37	15	82
2013	Zach Paul	0	48	10	78
2012	Zach Olen	0	28	33	61
2011	Lance Dunbar	12	0	0	72
2010	Lance Dunbar	16	0	0	96
2009	Lance Dunbar	19	0	0	114
2008	Jeremy Knott	0	22	12	58
2007	Casey Fitzgerald	12	0	0	72
2006	Denis Hopovac	0	13	15	58
2005	Nick Bazaldua	0	15	8	39
2004	Jamario Thomas	17	0	0	102
2003	Patrick Cobbs	21*	0	0	126
2002	Nick Bazaldua	0	25	10	55
2001	George Marshall	11	0	0	66
2000	Jason Ball	0	18	6	36
1999	Jason Ball	0	11	9	38
1998	Garrett Courtney	0	14	15	59
1997	Garrett Courtney	0	22	14	64
1996	Jeff Graham	0	17	14	59
1995	Troy Redwine	8	0	0	48
1994	David Brown	11	0	0	66
1993	Terrance Brown	10	0	0	60
1992	Richard DeFelice	0	24	13	63
1991	Kevin McDaniel	0	5	9	32
1990	Scott Davis	11	3#	0	72
1989	Keith Chapman	0	23	12	59
1988	Keith Chapman	0	37	19	94
1987	Keith Chapman	0	25	14	67
1986	Todd Smith	0	27	7	48
1985	Todd Smith	0	10	8	34
1984	Todd Smith	0	5	7	26
1983	Tom Bresnahan	0	26	8	50
1982	Marvin Walker	11	2	0	68
1981	Lonnie Green	0	9	6	27
1980	Whit Smith	0	24	14	66
1979	Malcolm Jones	7	2	0	44
1978	Charlie Murray	9	0	0	54
1977	Michael Jones	16	2	0	98
1976	Iseed Khoury	0	15	8	39
1975	Sears Woods	8	2	0	50
1974	John Brown	4	0	0	24
	Lee Harrington	0	12	4	24
1973	David Kervin	7	2	0	44
1972	Charles Johnson	6	4	0	40
1971	David Yaeger	4	2	0	26
1970	Mike Briscoe	0	17	8	41
1969	Ron Shanklin	10	0	0	60
1968	Leo Taylor	14	0	0	84
1967	Ron Shanklin	13*	0	0	78
1966	John Love	10	28	0	88
1965	John Love	8	18	1	69
1964	Mike Bailey	3	0	0	18
1963	Dwain Bean	4	10	0	34
1962	Dwain Bean	8	1	0	49
1961	Bobby Smith	7	0	0	42
1960	Arthur Perkins	3	4	0	22
1959	Abner Haynes	14	6	0	90
1958	Abner Haynes	7	2	0	44
1957	David Lott	7	0	0	42
1956	Ray Toole	6	0	0	36
1955	Tommy Runnels	7	1	0	43
1954	Charles McGinty	5	0	0	30
1953	Dean Renfro	7	0	0	42
1952	Tommy Gray	10	0	0	60
1951	Ray Renfro	15	0	0	90
1950	Ken Bahnsen	7	0	0	42

* NCAA Leader

Two-point conversions



RECORDS

↳ rushing

↳ Team Rushing

Attempts

Game: 73 vs. New Mexico State, 10/4/58

73 vs. San Diego State, 12/4/71

Opp. Low: 16, Abilene Christian, 9/5/92

Season: 587, 2002; **Opp. Low:** 376, 1977

Yards

Game: 464 vs. North Dakota State, 9/27/52, Middle Tennessee, 12/3/11

Opp. Low: -44, Texas-El Paso, 9/24/66

Season: 3,207, 1951; **Opp. Low:** 513, 1966

Touchdowns

Game: 9 vs. Decatur Baptist, 1929

Opp. Low: 0, on several occasions

Season: 28, 2003; **Opp. Low:** 1, 1915

Most Yards Rushing (Game)

1. vs. North Dakota, 1952.....	464
vs. Middle Tennessee, 2011.....	464
3. vs. UTEP, 1959.....	414
4. vs. Arkansas-Monticello, 1940.....	387
5. vs. UTEP, 1978.....	380
6. vs. Tulsa, 2013.....	377
7. vs. UTEP, 1979.....	375
8. vs. BYU, 1961.....	370
9. vs. Lamar, 1986.....	369
10. vs. Texas Southern, 2012.....	352

Most Rushing Attempts (Season)

1. 1951.....	609
2. 2002.....	587
3. 1980.....	577
4. 1978.....	576
5. 2003.....	561
6. 1961.....	558
7. 1983.....	556
8. 2013.....	549
9. 1986.....	537
1985.....	537

Most Rushing Touchdowns (Season)

1. 1951.....	33
2. 2013.....	31
3. 2003.....	28
4. 2009.....	27
5. 1977.....	24
6. 2002.....	23
7. 1961.....	22
8. 2014.....	21
2004.....	21
1986.....	21
1980.....	21

Most Yards Rushing (Season)

1. 1951.....	3,079
2. 1959.....	2,908
3. 1952.....	2,593
4. 1953.....	2,512
5. 2010.....	2,426
6. 2002.....	2,372
7. 1980.....	2,366
8. 2013.....	2,349
9. 1986.....	2,344
10. 1957.....	2,308

Most Rushing Yards Per Game

1. 1959.....	290.8
2. 1951.....	279.9
3. 1952.....	259.3
4. 1953.....	251.2
5. 1986.....	234.4
6. 1957.....	230.8
7. 1980.....	215.0
8. 1961.....	210.9
9. 2010.....	202.1
10. 2002.....	197.6

↳ Single-Game Rushing Leaders

Rushing Attempts

1. Jamario Thomas, vs ULM, 2004**	41
Ja'Quay Wilburn vs. New Mexico St., 2000	41
3. Lance Dunbar vs. Tulsa, 2011	40
Lance Dunbar vs. Middle Tennessee, 2011	40
5. Patrick Cobbs vs. Idaho, 2003	39
6. Jamario Thomas vs. Utah St., 2004	38
Jamario Thomas vs. FIU, 2006	38
8. Patrick Cobbs vs. New Mexico St., 2003	37
Patrick Cobbs vs. Arkansas St., 2005	37
10. Jamario Thomas vs. Louisiana-Lafayette, 2004	36
Patrick Cobbs vs. Utah St., 2003	36
Malcolm Jones vs. Memphis, 1980	36
Leo Taylor vs. Wichita St. 1968	36
Lance Dunbar vs. Middle Tennessee, 2010	36

Rushing Yards

1. Lance Dunbar vs. Middle Tennessee, 2011	313
2. Jamario Thomas vs. Idaho, 2004**	291
3. Lance Dunbar vs. Kansas St., 2010	270
4. Jamario Thomas vs. New Mexico St., 2004	258
5. Jamario Thomas vs. Utah St., 2004	256
6. Brandin Byrd, vs. Tulsa, 2013	251
7. Patrick Cobbs vs. Idaho, 2003	249
8. Jamario Thomas vs. Colorado, 2004	247
Malcolm Jones, ULM, 1980	247
10. Lance Dunbar vs. Florida Atlantic, 2009	238

Rushing Touchdowns

1. Lance Dunbar vs. Middle Tennessee, 2011	4
Lance Dunbar vs. Louisiana-Lafayette, 2009	4
Scott Davis vs. E. Washington, 1988	4
Jamario Thomas vs. Idaho, 2004**	4
Patrick Cobbs vs. ULM, 2002	4
6. 13 Times, Last by Brandin Byrd, 2013	3

Yards Per Play

(Minimum 10 carries or 100 yards gained)

1. Ray Renfro, vs. Midwestern St., 1951	36.2
2. Dean Renfro vs. West Texas St., 1953	19.6
3. Tommy Gray vs. SW Oklahoma, 1950	19.5
4. Ray Renfro vs. UTEP, 1951	15.9
5. Patrick Cobbs vs. Baylor, 2003	13.1
6. Lance Dunbar vs. Kansas State, 2010	12.2
7. Abner Haynes vs. Chattanooga, 1957	10.6
8. Jamario Thomas vs. Idaho, 2004**	10.4
9. Lance Dunbar vs. Army, 2009	10.1

** - Freshman Record

↳ Single-Season Rushing Leaders

Rushing Attempts

1. Patrick Cobbs, 2003	307
2. Jamario Thomas, 2004	285
3. Lance Dunbar, 2010	274
4. Kevin Galbreath, 2002	272
5. Bernard Jackson, 1978	269
Lance Dunbar, 2011	269
7. Kevin Galbreath, 2001	264
8. Malcolm Jones, 1980	254
9. Leo Taylor, 1968	246
10. Terrance Brown, 1993	235

Rushing Yards

1. Jamario Thomas, 2004	1,801
2. Patrick Cobbs, 2003	1,680
3. Lance Dunbar, 2010	1,553
4. Bernard Jackson, 1978	1,453
5. Lance Dunbar, 2009	1,378
6. Kevin Galbreath, 2002	1,298
7. Patrick Cobbs, 2005	1,154
8. Malcolm Jones, 1980	1,144
9. Kevin Galbreath, 2001	1,119
10. Lance Dunbar, 2011	1,115

Rushing Touchdowns

1. Patrick Cobbs, 2003	19
2. Jamario Thomas, 2004	17
Lance Dunbar, 2009	17
4. Lance Dunbar, 2010	13
5. Mike Jones, 1977	12
6. Abner Haynes, 1959	11
Scott Davis, 1990	11
Scott Davis, 1988	11
Brandin Byrd, 2013	11
10. Lance Dunbar, 2011	10
Terrance Brown, 1992	10
Terrance Brown, 1993	10
Tommy Gray, 1952	10

Yards Per Play

(Minimum 80 carries)

1. Ray Renfro (127-959), 1951	7.5
2. Tommy Rannels (83-570), 1955	6.9
Dean Renfro (101-700), 1953	6.9
Lance Dunbar (200-1,378), 2009	6.9
5. Jamario Thomas (285-1,801), 2004	6.3
Abner Haynes (116-730), 1959	6.3
7. Ralph Reynolds (123-758), 1952	6.1

↳ Career Rushing Leaders

Rushing Attempts

1. Patrick Cobbs, 2001-05	818
2. Lance Dunbar, 2008-11	782
3. Jamario Thomas, 2004-07	667
4. Ja'Quay Wilburn, 1997-2000	647
5. Kevin Galbreath, 2001-02	580
6. Darrin Collins, 1986-89	544
7. Ken Washington, 1974-77	532
8. Hut Allred, 1994-98	466
9. Brandin Byrd, 2010-2013	461
10. Bernard Jackson, 1977-80	429

Rushing Yards

1. Lance Dunbar, 2008-Pres	4,224
2. Patrick Cobbs, 2001-05	4,050
3. Jamario Thomas, 2004-07	3,496
4. Ja'Quay Wilburn, 1997-2000	3,120
5. Kevin Galbreath, 2001-02	2,417
6. Bernard Jackson, 1977-80	2,256
7. Darrin Collins, 1986-89	2,220



↳ Year-By-Year Rushing Leaders

Year	Player	Att.	Yds.	Avg.	TD
2014	Antoinne Jimmerson	120	589	4.9	5
2013	Brandin Byrd	202	1,075	5.3	11
2012	Brandin Byrd	205	875	4.3	4
2011	Lance Dunbar	269	1,115	4.1	10
2010	Lance Dunbar	274	1,552	5.7	13
2009	Lance Dunbar	200	1,378	6.9	17
2008	Cam Montgomery	170	928	5.5	9
2007	Jamario Thomas	112	666	5.9	8
2006	Jamario Thomas	181	668	3.7	2
2005	Patrick Cobbs	231	1154	5.0	6
2004	Jamario Thomas	285	1801*	6.3	17
2003	Patrick Cobbs	307	1680*	5.5	19
2002	Kevin Galbreath	272	1298	4.8	9
2001	Kevin Galbreath	264	1119	4.2	4
2000	Ja'Quay Wilburn	173	756	4.4	4
1999	Ja'Quay Wilburn	234	1016	4.3	2
1998	Ja'Quay Wilburn	128	754	5.9	3
1997	Ja'Quay Wilburn	112	594	5.3	3
1996	Hut Allred	210	907	4.3	4
1995	Bo Harrison	161	455	2.8	2
1994	Eteka Huckaby	97	435	4.5	3
1993	Terrance Brown	235	1101	4.7	10
1992	Terrance Brown	233	976	4.2	10
1991	Travis Gibson	85	370	4.4	1
1990	Erric Pegram	212	957	4.5	5
1989	Erric Pegram	119	513	4.3	5
1988	Scott Davis	160	439	2.7	11
1987	Darrin Collins	208	851	4.1	5
1986	Darrin Collins	125	603	4.8	5
1985	Monty Moon	119	507	4.3	1
1984	Monty Moon	106	464	4.4	2
1983	Nathan Williams	164	691	4.2	2
1982	Bobby Daniels	127	455	3.6	1
1981	C. Charleston	106	420	4.0	1
1980	Malcolm Jones	254	1144	4.5	7
1979	Bernard Jackson	152	749	4.9	5
1978	Bernard Jackson	269	1453	5.4	6
1977	Michael Jones	187	940	5.0	12
1976	Michael Jones	86	411	4.8	4
1975	Sears Woods	131	446	3.4	7
1974	John Brown	152	674	4.4	3
1973	Reggie Turner	105	366	3.5	3
1972	Charles Johnson	164	685	4.2	5
1971	Fred Woods	121	417	3.4	4
1970	Nap Landry	64	191	3.0	2
1969	Leo Taylor	150	545	3.6	5
1968	Leo Taylor	246	1017	4.1	9
1967	Vic Williams	157	606	3.9	7
1966	Willie Cherry	75	218	2.9	7
1965	Willie Cherry	75	397	5.3	4
1964	A.D. Whitfield	148	592	4.0	2
1963	Dwain Bean	152	770	5.1	4
1962	Dwain Bean	140	657	4.7	8
1961	Bobby Smith	120	541	4.5	7
1960	Arthur Perkins	101	441	4.3	3
1959	Abner Haynes	116	730	6.3	14
1958	Abner Haynes	117	495	4.2	7
1957	Abner Haynes	112	639	5.7	4
1956	Ben Boehnke	107	483	4.5	3
1955	Tommy Runnels	83	570	6.9	6
1954	Dean Renfro	97	499	5.1	2
1953	Dean Renfro	101	700	6.9	7
1952	Tommy Gray	140	829	5.9	10
1951	Ray Renfro	127	959	7.5	9
1950	Ken Bahnsen	145	829	5.7	10

*NCAA Leader

8. Brandin Byrd, 2010-13	2,202
9. Ken Bahnsen, 1950-52	2,095
10. Terrance Brown, 1992-93	2,077
11. Hut Allred, 1994-98	1,964
12. Abner Haynes, 1957-59	1,864
13. Tommy Gray, 1950-52	1,767
14. Malcolm Jones, 1979-80	1,642
15. Mike Jones, 1974-77	1,627
16. Erric Pegram, 1988-90	1,613
17. Antoinne Jimmerson, 2011-Pres	1,579
18. Leo Taylor, 1968-69	1,562
19. Ray Renfro, 1949-51 (48 figures NA)	1,556
20. Scott Davis, 1987-90 (QB)	1,513

Touchdowns

1. Lance Dunbar, 2008-11	41
2. Patrick Cobbs, 2001-05	36
3. Scott Davis, 1987-90	29
4. Jamario Thomas, 2004-07	27
5. Ken Bahnsen, 1950-52	26
6. Terrance Brown, 1992-93	20
7. Mike Jones, 1974-77	19
Abner Haynes, 1957-59	19
9. Mitch Maher, 1991-94	17
Brandin Byrd, 2010-13	17
Antoinne Jimmerson, 2011-Pres	17

Yards Per Play

(Minimum 175 carries upon completion of career)

1. Ray Renfro (230-1,556), 1948-51	6.8
2. Dean Renfro (213-1,204), 1952-54	5.7
3. Tommy Runnels (208-1,191) 1952-55	5.7
4. Tommy Gray (314-1,767) 1950-52	5.6
5. Ralph Reynolds (242-1,331) 1952-53	5.5

Career 100-Yard Rushing Games

1. Patrick Cobbs, 2001-05	21
Lance Dunbar, 2008-11	21
3. Kevin Galbreath, 2001-02	15
4. Jamario Thomas, 2004-07	13
5. Bernard Jackson, 1978-79	12
Ja'Quay Wilburn, 1997-00	12
7. Terrance Brown, 1992-93	9
8. Hut Allred, 1994-98	7

Consecutive 100-Yard Rushing Games

1. Patrick Cobbs, 2003	10
2. Jamario Thoms, 2004	6
3. Lance Dunbar, 2009	5
Kevin Galbreath, 2002	5
Kevin Galbreath, 2001	5
Bernard Jackson, 1978	5
7. Ja'Quay Wilburn, 1998	3
Mike Jones, 1977	3
Lance Dunbar, 2011	3

Longest Rushing Plays

1. Cedric Cromer vs. Idaho St, 1995	95
Ray Renfro vs. Midwestern St., 1951	95
Tommy Gray vs. SW Oklahoma, 1950	95
4. Brandin Byrd vs. Tulsa, 2013	91
5. Bernard Jackson vs. East Carolina, 1979	87
6. Brandin Byrd vs. South Alabama, 2012	85
Malcolm Jones vs. East Carolina, 1979	85
8. Monte Moon, vs. Lamar, 1986	83
Lance Dunbar vs. ULM, 2010	83
10. Brandin Byrd vs. UTEP, 2013	82
11. Patrick Cobbs vs. Baylor, 2003	81
Ja'Quay Wilburn vs. Texas Tech, 1999	81
13. David Jones vs. Wichita St., 1969	80
14. Bill Lalicker vs. Houston., 1949	78
15. Jamario Thomas vs. MTSU, 2007	77
Jamario Thomas vs. New Mexico St, 2004	77
17. Johnny Shoemaker vs. Trinity, 1937	76



↳ North Texas Career Rushing Leaders

1. Lance Dunbar - 4,224 2008-11

Year	G	Att.	Yards	Avg.	TD	Long
2008	5	39	178	4.6	1	24
2009	12	200	1,378	6.9	17	71
2010	12	274	1,553	5.7	13	83
2011	12	269	1,115	4.1	10	60
Career	41	782	4,224*	5.4	41*	83

2. Patrick Cobbs - 4,050 2001-05

Year	G	Att.	Yards	Avg.	TD	Long
2001	12	93	399	4.3	3	50
2002	13	159	761	4.8	8	33
2003	11	307*	1,680	5.5	19*	81
2004	2	28	56	2.0	0	15
2005	11	231	1,154	5.0	6	59
Career	48	818*	4,050	5.0	36	81

3. Jamario Thomas - 3,496 2004-07

Year	G	Att.	Yards	Avg.	TD	Long
2004	10	285	1,801*	6.3	17	77
2005	8	89	361	4.1	0	39
2006	11	181	668	3.7	2	28
2007	11	112	666	5.9	8	77
Career	40	667	3,496	5.2	27	77

4. Ja'Quay Wilburn - 3,120 1997-00

Year	G	Att.	Yards	Avg.	TD	Long
1997	10	112	594	5.3	3	62
1998	11	128	754	5.9	3	76
1999	11	234	1,016	4.3	2	81
2000	11	173	756	4.4	4	68
Career	43	647	3,120	4.8	12	81

5. Kevin Galbreath - 2,417 2001-02

Year	G	Att.	Yards	Avg.	TD	Long
2001	11	264	1,119	4.2	4	50
2002	13	272	1,298	4.8	9	70
Career	24	536	2,417	4.5	13	70

6. Bernard Jackson - 2,256 1978-80

Year	G	Att.	Yards	Avg.	TD	Long
1978	11	269	1,453	5.4	6	45
1979	11	152	749	4.9	5	87
1980	1	8	54	6.8	0	24
Career	23	429	2,256	5.3	11	87

7. Darrin Collins - 2,220 1986-89

Year	G	Att.	Yards	Avg.	TD	Long
1986	10	125	603	4.8	5	37
1987	11	208	851	4.1	5	31
1988	11	104	412	4.0	5	31
1989	10	97	354	3.7	2	32
Career	42	534	2,220	4.2	17	37

8. Brandin Byrd - 2,202 2010-13

Year	G	Att.	Yards	Avg.	TD	Long
2010	12	34	173	5.0	1	53
2011	11	20	83	4.2	1	25
2012	12	205	875	4.3	4	85
2013	13	202	1,075	5.3	11	91
Career	48	461	2,202	4.8	17	91

9. Ken Bahnsen - 2,095 1950-52

Year	G	Att.	Yards	Avg.	TD
1950	10	145	829	5.7	10
1951	12	122	608	5.0	10
1952	10	128	658	5.1	6
Career	32	395	2,095	5.3	26

10. Terrance Brown - 2,077 1992-93

Year	G	Att.	Yards	Avg.	TD	Long
1992	11	233	976	4.2	10	61
1993	11	235	1,101	4.7	10	52
Career	22	468	2,077	4.4	20	61



↳ Team Passing

Attempts

Game: 65 vs. SW Louisiana, 9/20/69
Opp. Low: 2, Southern Mississippi, 10/31/81
Season: 553, 2007; **Opp. Low:** 115, 1960

Completions

Game: 46 vs. SMU, 9/8/07;
Opp. Low: 0, West Texas State, 11/29/75
Season: 330, 2007; **Opp. Low:** 49, 1959

Yards

Game: 601 vs. SMU, 9/8/07
Opp. Low: 0, West Texas State, 11/29/75
Season: 3,476, 2007; **Opp. Low:** 581, 1959

Touchdowns

Game: 8 vs. Navy, 11/10/07
Season: 27, 1994
Opp. Low: 0, 1959

Most Yards Passing

1. vs. SMU, 2007.....	601
2. vs. Louisiana-Lafayette, 1969.....	524
3. vs. Stephen F. Austin, 1994.....	486
4. vs. Navy, 2007.....	478
5. vs. Cincinnati, 1968.....	433
6. vs. UNLV, 1995.....	422
7. vs. Texas, 1988.....	419
8. vs. Idaho, 2013.....	404
9. vs. Southern Illinois, 1966.....	398
10. vs. Louisiana-Lafayette, 2007.....	383

Most Pass Attempts (Season)

1. 2007.....	553
2. 2008.....	493
3. 1982.....	454
4. 1969.....	447
5. 1965.....	420

Most Pass Completions (Season)

1. 2007.....	330
2. 2008.....	309
3. 2009.....	277
4. 2013.....	261
5. 1994.....	245
6. 1982.....	226

Most Touchdown Passes (Season)

1. 1994.....	27
2. 1967.....	25
1968.....	25
1969.....	25
1966.....	25

Most Passing Yards Per Game (Season)

1. 1969.....	294.4
2. 1994.....	292.5
3. 2007.....	289.7
4. 1966.....	259.5
5. 1967.....	254.6

Most Interceptions Thrown (Season)

1. 1969.....	36
2. 1971.....	33
3. 1966.....	31
4. 2007.....	28
5. 1973.....	27
1991.....	27

↳ Single-Game Passing Leaders

Passing Attempts

1. Daniel Meager vs. SMU, 2007	64
2. Giovanni Vizza vs. ULM, 2008	61
Daniel Meager vs. Florida Atlantic, 2007	61
Rusty Hill vs. Tulsa, 1982	61
5. Phill Shotland vs. San Diego St., 1971	59
6. Joe Milton vs. Cincinnati, 1970	58
7. Giovanni Vizza vs. Louisiana-Lafayette, 2007**	57
8. Mitch Maher vs. Stephen F. Austin, 1994	56
9. Riley Dodge vs. Middle Tennessee, 2009	54
Giovanni Vizza vs. FIU, 2007	54
Vidal Carlin vs. Arkansas, 1965	54
Vidal Carlin vs. Tulsa, 1966	54

Pass Completions

1. Daniel Meager vs. SMU, 2007	46
2. Rusty Hill vs. Tulsa, 1982	42
3. Giovanni Vizza vs. Navy, 2007**	40
4. Daniel Meager vs. Florida Atlantic, 2007	38
Giovanni Vizza vs. ULM, 2008	38
6. Riley Dodge vs. Middle Tennessee, 2009	35
Giovanni Vizza vs. Louisiana-Lafayette, 2007	35
Mitch Maher vs. Stephen F. Austin, 1994	35
Steve Ramsey vs. Louisiana-Lafayette, 1969	35
10. Giovanni Vizza vs. FIU, 2008	32
Vidal Carlin vs. Arkansas, 1965	32

Pass Efficiency

1. Tony Ford vs. Wichita State, 1973	309.02
2. Mitch Maher vs. Nicholls St., 1993	295.41
3. Scott Hall vs. Middle Tennessee, 2003	276.26
4. Dajon Williams vs. Nicholls, 2014	254.89
5. Ken Washington vs. Louisiana Tech, 1977	225.04
6. Scott Davis vs. Texas, 1988	221.78
7. Derek Thompson, vs. Idaho, 2013	218.21
8. Scott Davis vs. Arkansas St., 1988	214.59
9. Giovanni Vizza vs. Navy, 2007**	205.10

Pass Yards

1. Daniel Meager vs. SMU, 2007	601
2. Steven Ramsey vs. Louisiana-Lafayette, 1969	495
3. Mitch Maher vs. Stephen F. Austin, 1994	486
4. Giovanni Vizza vs. Navy, 2007**	478
5. Steve Ramsey vs. Cincinnati, 1968	433
6. Josh Gulley vs. UNLV, 1995	422
7. Scott Davis vs. Texas, 1988	419
8. Corkey Boland vs. S. Illinois, 1966	398
9. Giovanni Vizza vs. Louisiana-Lafayette, 2007	383
10. Steve Ramsey vs. Wichita St., 1969	381

Passing Touchdowns

1. Giovanni Vizza vs. Navy, 2007**	8
2. Steve Ramsey vs. Cincinnati, 1968	5
Steve Ramsey vs. UTEP, 1968	5
Steve Ramsey vs. Louisiana-Lafayette, 1969	5
5. 11 players, the last is Riley Dodge, 2009	4

Interceptions

1. Scott Davis vs. Stephen F. Austin, 1988	6
Steve Ramsey vs. Memphis, 1968	6
Steve Ramsey vs. Drake, 1969	6
3. Steve Ramsey vs. San Diego St., 1969	5

** - Freshman Record

↳ Single-Season Passing Leaders

Pass Attempts

1. Giovanni Vizza, 2008	493
2. Steve Ramsey, 1969	414
3. Derek Thompson, 2013	390
4. Giovanni Vizza, 2007	383
5. Derek Thompson, 2012	372
6. Mitch Maher, 1994	370
7. Vidal Carlin, 1965	341
8. Steve Ramsey, 1968	332
9. Mitch Maher, 1993	324

Passes Completed

1. Giovanni Vizza, 2008	309
2. Derek Thompson, 2013	251
3. Mitch Maher, 1994	231
4. Giovanni Vizza, 2007	223
5. Derek Thompson, 2012	214
6. Riley Dodge, 2009	205
7. Steve Ramsey, 1969	195
8. Steve Ramsey, 1968	177
Rusty Hill, 1982	177
10. Mitch Maher, 1993	176

Passing Efficiency

1. Mitch Maher, 1994	190.89
2. Ken Washington, 1977	158.93
3. Scott Hall, 2003	153.43
4. Mitch Maher, 1993	137.40
5. Scott Hall, 2004	137.09
6. Riley Dodge, 2010	134.15
7. Derek Thompson, 2013	133.61
8. Scott Hall, 2001	133.07

Touchdown Passes

1. Mitch Maher, 1994	26
2. Steve Ramsey, 1969	24
Steve Ramsey, 1968	24
Mitch Maher, 1993	24
5. Steve Ramsey, 1967	21

Passing Yards

1. Mitch Maher, 1994	3,103
2. Derek Thompson, 2013	2,896
3. Steve Ramsey, 1969	2,828
4. Giovanni Vizza, 2008	2,758
5. Derek Thompson, 2012	2,649
6. Mitch Maher, 1993	2,595
7. Steve Ramsey, 1968	2,516
8. Scott Davis, 1988	2,409
9. Giovanni Vizza, 2007	2,388
10. Mitch Maher, 1992	2,090

Interceptions

1. Steve Ramsey, 1969	31
2. Vidal Carlin, 1966	24
3. Giovanni Vizza, 2007	20
4. Steve Ramsey, 1967	19
Rich Shaw, 1971	19
6. Jason Mills, 1995	18
Vidal Carlin, 1965	18

Completion Percentage (at least 100 completions)

1. Riley Dodge (205-303), 2009	67.7
2. Derek Thompson (251-390), 2013	64.4
3. Daniel Meager (107-169), 2007	63.3
4. Giovanni Vizza (309-493), 2008	62.7
5. Mitch Maher (231-370), 1994	62.4
6. Jordan Case (103-167), 1979	61.6
7. Rusty Hill (177-292), 1982	60.6
8. Riley Dodge (106-176), 2010	60.2
9. Scott Davis (155-263), 1989	58.9
10. Jordan Case (105-179), 1978	58.6



RECORDS

↳ passing

↳ Year-By-Year Passing Leaders

Year	Player	Att.	Cmp.	TD	Yds.
2014	Andrew McNulty	202	110	6	1,295
2013	Derek Thompson	390	251	16	2,896
2012	Derek Thompson	372	214	14	2,649
2011	Derek Thompson	272	157	11	1,759
2010	Riley Dodge	176	106	11	1,212
2009	Riley Dodge	303	205	9	1,975
2008	Giovanni Vizza	493	309	15	2,758
2007	Giovanni Vizza	383	223	20	2,388
2006	Daniel Meager	100	53	4	517
2005	Daniel Meager	202	101	4	941
2004	Scott Hall	237	134	14	1,818
2003	Scott Hall	186	107	13	1,732
2002	Andrew Smith	196	91	7	1,206
2001	Scott Hall	194	102	17	1,453
2000	Scott Hall	154	75	6	937
1999	Richard Bridges	150	54	3	621
1998	Jason Attaway	109	51	3	680
1997	Jason Mills	245	127	13	1,667
1996	Jason Mills	211	91	5	1,016
1995	Jason Mills	216	105	12	1,183
1994	Mitch Maher	370	231	26	3,103
1993	Mitch Maher	324	176	24	2,595
1992	Mitch Maher	292	151	11	2,090
1991	Wendell Mosley	169	75	4	861
1990	Scott Davis	262	142	7	1,550
1989	Scott Davis	263	155	14	1,941
1988	Scott Davis	270	158	12	2,409
1987	Scott Davis	127	64	8	1,023
1986	Bron Beal	95	43	5	664
1985	Mike Rhone	94	30	2	487
1984	Scott Toman	112	35	2	494
1983	Greg Carter	185	93	12	1,275
1982	Rusty Hill	292	177	9	1,704
1981	Greg Carter	138	73	2	782
1980	Joe Stevenson	236	129	11	1,582
1979	Jordan Case	167	103	3	1,152
1978	Jordan Case	179	105	8	1,360
1977	Ken Washington	129	81	10	1,155
1976	Ken Smith	111	47	5	630
1975	Glen Ray	65	26	2	472
1974	Ken Washington	201	78	6	1,042
1973	Phil Shotland	176	72	5	959
1972	Rick Shaw	177	47	1	734
1971	Rick Shaw	124	41	6	666
1970	Joe Milton	296	138	9	1,852
1969	Steve Ramsey	414	195	24	2,828
1968	Steve Ramsey	332	177	24	2,516
1967	Steve Ramsey	269	119	21*	1,732
1966	Vidal Carlin	292	117	13	1,510
1965	Vidal Carlin	341	159	12	1,723
1964	Corkey Boland	116	49	3	608
1963	Billy Ryan	59	21	5	277
1962	Billy Ryan	49	17	1	189
1961	Billy Ryan	50	20	0	179
1960	Robert Duty	109	49	2	614
1959	Vernon Cole	58	29	1	304
1958	Vernon Cole	98	48	7	589
1957	Ray Toole	72	26	6	367
1956	Ray Toole	66	29	6	485
1955	Don Baker	85	40	8	700
1954	Don Baker	98	46	8	630
1953	Bobby Hughes	115	59	3	757
1952	Bobby Hughes	70	28	4	385
1951	Richard Harvey	131	61	14	1,194
1950	Zeke Martin	109	48	3	822

*NCAA Leader

↳ Career Passing Leaders

Passing Attempts

1. Mitch Maher, 1991-94	1,149
2. Derek Thompson, 2009-13	1,055
3. Steve Ramsey, 1967-69	1,015
4. Scott Davis, 1987-90	922
5. Giovanni Vizza, 2007-08	876
6. Scott Hall, 2000-04	784
7. Jason Mills, 1994-97	697
8. Vidal Carlin, 1965-66	633
9. Ken Washington, 1974-77	484
10. Riley Dodge, 2008-10	481

Passes Completed

1. Mitch Maher, 1991-94	640
2. Derek Thompson, 2009-13	636
3. Giovanni Vizza, 2007-08	532
4. Scott Davis, 1987-90	519
5. Steve Ramsey, 1967-69	491
6. Scott Hall, 2000-04	422
7. Jason Mills, 1995-97	337
8. Riley Dodge, 2008-01	311
9. Vidal Carlin, 1965-66	276

Passing Efficiency

1. Scott Hall, 2000-04	132.26
2. Mitch Maher, 1991-94	128.56
3. Scott Davis, 1987-90	126.44
4. Derek Thompson, 2009-13	126.27
5. Riley Dodge, 2008-10	125.71
6. Steve Ramsey, 1967-69	116.16
7. Giovanni Vizza, 2007-08	114.01
8. Jordan Case, 1977-79	111.61
9. Andrew McNulty, 2011-Pres	110.22
10. Ken Washington, 1974-77	105.01

Touchdown Passes

1. Steve Ramsey, 1967-69	69
2. Mitch Maher, 1991-94	67
3. Scott Hall, 2000-04	50
4. Derek Thompson, 2009-13	42
5. Scott Davis, 1987-90	41
6. Giovanni Vizza, 2007-08	32
Jason Mills, 1995-97	32
8. Vidal Carlin, 1965-66	25

Passing Yards

1. Mitch Maher, 1991-94	8,519
2. Derek Thompson, 2009-13	7,447
3. Steve Ramsey, 1967-69	7,076
4. Scott Davis, 1987-90	6,923
5. Scott Hall, 2000-04	5,975
6. Giovanni Vizza, 2007-08	5,146
7. Jason Mills, 1994-97	3,981
8. Vidal Carlin, 1965-66	3,233
9. Riley Dodge, 2008-10	3,187
10. Ken Washington, 1974-77	3,040

Interceptions

1. Steve Ramsey, 1967-69	67
2. Mitch Maher, 1991-94	50
3. Vidal Carlin, 1965-66	47
4. Jason Mills, 1995-97	37
5. Giovanni Vizza, 2007-08	36

Completion Percentage (at least 200 completions)

1. Riley Dodge (311-481), 2008-10	64.7
2. Jordan Case (218-354), 1977-79	61.6
3. Giovanni Vizza (223-383), 2007-08	60.7
4. Derek Thompson (636-1,055), 2009-13	60.3
5. Scott Davis (519-922), 1987-90	56.7
6. Rusty Hill (241-432), 1980-82	55.8
7. Mitch Maher (640-1,149), 1991-94	55.7
8. Daniel Meager (261-471), 2005-08	55.7
9. Scott Hall (422-784), 2000-04	53.8
10. Greg Carter (236-461), 1980-83	51.2



↳ Career 200-Yard Passing Games

1. Mitch Maher, 1991-94	23
2. Steve Ramsey, 1967-69	20
Derek Thompson, 2009-13	20
4. Giovanni Vizza, 2007-08	15
5. Scott Davis, 1987-90	9
6. Vidal Carlin, 1965-66	8
7. Scott Hall, 2000-04	7
Riley Dodge, 2008-10	7

↳ Consecutive 200-Yard Passing Games

1. Mitch Maher, 1994	10
2. Derek Thompson, 2012	8
3. Giovanni Vizza, 2008	6
Steve Ramsey, 1969	6
5. Steve Ramsey, 1968	4
Vidal Carlin, 1965	4

↳ Career 300-Yard Passing Games

1. Derek Thompson, 2009-13	7
2. Steve Ramsey, 1966-69	6
3. Giovanni Vizza, 2007-08	4
Mitch Maher, 1991-94	4
5. Scott Davis, 1987-90	3
6. Riley Dodge, 2008-10	2
Daniel Meager, 2005-08	2

↳ 300-Yard Passing Games

1. Daniel Meager vs. SMU, 2007	601
2. Steve Ramsey vs. Louisiana-Lafayette, 1969	495
3. Mitch Maher vs. Stephen F. Austin, 1994	486
4. Giovanni Vizza vs. Navy, 2007	478
5. Steve Ramsey vs. Cincinnati, 1968	433
6. Josh Gulley vs. UNLV, 1995	422
7. Scott Davis vs. Texas, 1988	419
8. Corkey Boland vs. S. Illinois, 1966	398
9. Giovanni Vizza vs. Louisiana-Lafayette, 2007	383
10. Steve Ramsey vs. Wichita St, 1969	381
11. Jason Mills vs. Utah St., 1997	377
Rusty Hill vs. Tulsa, 1982	377
13. Steve Ramsey vs. UTEP, 1968	376
14. Steve Ramsey vs. Cincinnati, 1969	373
15. Phil Shotland vs. San Diego St., 1971	370
16. Mitch Maher vs. Oklahoma St., 1994	364
17. Giovanni Vizza vs. ULM, 2008	362
18. Giovanni Vizza vs. Louisiana-Lafayette, 2008	361
19. Derek Thompson vs. Idaho, 2013	349
20. Joe Milton vs. Cincinnati, 1970	342
21. Corkey Boland vs. Chattanooga, 1966	339
22. Derek Thompson vs. ULM, 2012	333
23. Derek Thompson vs. ULM, 2011	332
24. Derek Thompson vs. Troy, 2011	331
25. Derek Thompson vs. Tulane, 2013	326
26. Mitch Maher vs. ULM, 1993	323
27. Scott Davis vs. Arkansas St., 1988	322
28. Mitch Maher vs. Nicholls St., 1994	319
29. Derek Thompson vs. Arkansas St., 2012	316
30. Riley Dodge vs. FIU, 2009	314
31. Riley Dodge vs. Middle Tennessee, 2009	313
32. Steve Ramsey vs. Cincinnati, 1967	308
Scott Davis vs. Stephen F. Austin, 1988	308
34. Vidal Carlin vs. Arkansas, 1965	307
35. Daniel Meager vs. Florida Atlantic, 2007	301
36. Derek Thompson vs. Southern Miss, 2013	300

↳ Longest Passing Plays

1. G. Vizza to C. Fitzgerald vs. ULM, 2007	99
2. Mitch Maher to T. Redwin vs. Nicholls St, 1993	96
3. Steve Ramsey to R. Shanklin vs. Cincinnati, 1969	91
4. Steve Ramsey to Leo Taylor vs. Cincinnati, 1968	87
5. Steve Ramsey to R. Shanklin vs. Cincinnati, 1968	85
Derek Thompson to Brelan Chancellor vs. Idaho, 2013	85
7. Derek Thompson to Lance Dunbar vs. Indiana, 2011	83
8. Spencer Stack to Scott McGrew vs. New Mexico St. 1999	80
Derek Thompson to Brelan Chancellor vs. LSU, 2012	80
10. Steve Ramsey to R. Shanklin vs. Drake, 1967	79

↳ North Texas Career Passing Leaders

1. Mitch Maher - 8,519 1991-94

Year	Att	Cmp	Pct	Yds	TD	Int
1991	162	82	51	731	6	8
1992	293	151	52	2,090	11	14
1993	324	176	54	2,595	24	14
1994	370	231	62	3,103*	26*	14
Career	1,149*	640*	56	8,519*	67	50

2. Derek Thompson - 7,447 2009-13

Year	Att	Cmp	Pct	Yds	TD	Int
2009	3	3	100.0	60	1	0
2010	18	11	61.1	83	0	1
2011	272	157	57.7	1,759	11	7
2012	372	214	57.5	2,641	14	14
2013	390	251	64.4	2,896	16	13
Career	1,055	636	60.3	7,447	42	34

3. Steve Ramsey - 7,076 1967-69

Year	Att	Cmp	Pct	Yds	TD	Int
1967	269	119	42	1,732	21	19
1968	332	177	53	2,516	24	17
1969	414	195	47	2,828	24	31*
Career	1,015	491	48	7,076	69*	67*

4. Scott Davis - 6,923 1987-90

Year	Att	Cmp	Pct	Yds	TD	Int
1987	127	64	50	1,023	8	4
1988	270	158	58	2,409	12	15
1989	263	155	59	1,941	14	12
1990	262	142	54	1,550	7	4
Career	922	519	56	6,923	41	35

5. Scott Hall - 5,975 2000-04

Year	Att	Cmp	Pct	Yds	TD	Int
2000	154	75	49	937	6	6
2001	194	102	53	1,453	17	11
2002	13	4	31	35	0	0
2003	186	107	58	1,732	13	5
2004	237	134	57	1,818	14	4
Career	784	422	54	5,975	50	26

*- School Record



RECORDS

↳ receiving

↳ Single-Game Receiving Leaders

Receiving Yards

1. Casey Fitzgerald vs. SMU, 2007	327
2. Casey Fitzgerald, vs. Louisiana-Lafayette, 2008	231
Scott Ford vs. Abilene Christian, 1992	231
4. Barry Moore vs. UTEP, 1968	228
5. Marcus Camper vs. Texas, 1988	224
6. John Love vs. Chattanooga, 1966	220
7. Barry Moore vs. Louisiana-Lafayette, 1969	217
8. Carlos Harris vs. Southern Miss, 2014	216
9. David Yaeger vs. San Diego St., 1971	191
10. Ron Shanklin vs. Cincinnati, 1969	184

Most Receptions

1. Marvin Walker vs. Tulsa, 1982	22
2. Casey Fitzgerald vs. SMU, 2007	18
3. Carlos Harris vs. Southern Miss, 2014	15
4. Casey Fitzgerald vs. Troy, 2008	14
Casey Fitzgerald vs. Louisiana-Lafayette, 2008	14
Casey Fitzgerald vs. Louisiana-Lafayette, 2007	14
Peter Harvey vs. ULM, 1981	14
John Love vs. Arkansas, 1965	14
9. Casey Fitzgerald vs. Navy, 2007	13
10. Darnell Smith vs. UTSA, 2013	13

Receiving Touchdowns

1. Casey Fitzgerald vs. Navy, 2007	5
2. Johnny Quinn vs. Louisiana-Lafayette, 2007	3
Barry Moore vs. UTEP, 1968	3
Ron Shanklin vs. Tulsa, 1969	3
Troy Redwine vs. Oregon St., 1995	3
John Love vs. Wichita St., 1966	3
John Love vs. Chattanooga, 1966	3
David Kervin vs. Wichita St., 1973	3
Charlie Murray vs. ULM, 1978	3

↳ Single-Season Receiving Leaders

Receiving Yards

1. Casey Fitzgerald, 2007	1,322
2. Barry Moore, 1969	1,130
John Love, 1966	1,130
4. Casey Fitzgerald, 2008	1,119
5. Barry Moore, 1968	1,053
6. David Brown, 1968	1,013
7. John Love, 1965	994
8. Marcus Camper, 1988	938
9. Marvin Walker, 1982	934
10. Ron Shanklin, 1969	874

Receptions

1. Casey Fitzgerald, 2008	113
2. Casey Fitzgerald, 2007	111
3. Marvin Walker, 1982	91
4. Brandon Jackson, 2007	79
5. John Love, 1965	76
6. Barry Moore, 1969	71
Jamaal Jackson, 2009	71
8. Darnell Smith, 2013	70
Carlos Harris, 2014	70
10. Barry Moore, 1968	69

**Freshman Record

Touchdowns

1. Ron Shanklin, 1967	13
2. Casey Fitzgerald, 2007	12
3. David Brown, 1994	11
George Marshall, 2001	11
Marvin Walker, 1982	11
6. John Love, 1966	10
7. Johnny Quinn, 2004	9
Charlie Murray, 1978	9
9. Troy Redwine, 1995	8
10. Four Players Tied	7

Yards Per Reception

(Minimum 20 catches)

1. A.V. Collins (30-949), 1949	31.6
2. Troy Redwine (34-867), 1993	25.5
3. Vance Jackson (29-639), 1973	22.0
4. Ron Shanklin (41-867), 1967	21.1
5. Johnny Quinn (34-709), 2003	20.9
6. Scott Ford (21-435), 1992	20.7

↳ Career Receiving Leaders

Yards

1. Johnny Quinn, 2003-06	2,718
2. Troy Redwine, 1992-96	2,567
3. Casey Fitzgerald, 2005-08	2,533
4. Ron Shanklin, 1967-69	2,465
5. David Brown, 1991-94	2,402
6. Barry Moore, 1968-69	2,183
7. John Love, 1965-66	2,124
8. Marcus Camper, 1985-88	1,939
9. Pete Harvey, 1978-81	1,932
10. Brelan Chancellor, 2010-13	1,711

Receptions

1. Casey Fitzgerald, 2005-08	229
2. Johnny Quinn, 2003-06	187
3. David Brown, 1991-94	182
4. Pete Harvey, 1978-81	164
5. John Love, 1965-66	144
Ron Shanklin, 1967-69	144
7. Barry Moore, 1968-69	140
8. Troy Redwine, 1992-96	138
9. Marvin Walker, 1979-82	137
10. Carlos Harris, 2012-Pres	136

Receiving Touchdowns

1. Ron Shanklin, 1967-69	31
2. Troy Redwine, 1992-95	23
3. David Brown, 1991-94	22
4. Johnny Quinn, 2003-06	21
5. Casey Fitzgerald, 2005-08	20
6. John Love, 1965-66	17
7. George Marshall, 1999-02	15
8. Marcus Camper, 1985-88	14
James Russell, 1965-67	14

Yards Per Reception (minimum 40 catches)

1. Broderick McGrew (66-1,224), 1996-99	18.7
2. Troy Redwine (138-2,567), 1992-96	18.6
3. David Kervin (69-1,246), 1972-73	18.1
4. David Yaeger (77-1,369), 1971-72	17.8
5. Marcus Camper (111-1,939), 1985-88	17.4

↳ Career 100-Yard Receiving Games

1. John Love, 1965-66	11
Barry Moore, 1968-69	11
3. Casey Fitzgerald, 2005-08	10
4. Ron Shanklin, 1967-69	9
5. Brelan Chancellor, 2010-13	7
6. Casey Fitzgerald, 2005-08	6
Johnny Quinn, 2003-06	6
Troy Redwine, 1993-95	6
David Yaeger, 1971-72	6
10. David Brown, 1991-94	5

↳ Consecutive 100-Yard Receiving Games

1. Ron Shanklin, 1969	3
Ret Little, 1970	3
David Yaeger, 1972	3
4. Brelan Chancellor, 2010-13	2
Casey Fitzgerald, 2008	2
Casey Fitzgerald, 2007	2
Sam Dibrell, 2007	2
Johnny Quinn, 2006	2
Johnny Quinn, 2004	2
Troy Redwine, 1993	2
Barry Moore, 1969	2

↳ 150-Yard Receiving Games

1. Casey Fitzgerald vs. SMU, 2007	327
2. Casey Fitzgerald vs. Louisiana-Lafayette, 2008	231
Scott Ford vs. Abilene Christian, 1992	231
4. Barry Moore vs. UTEP, 1968	228
5. Marcus Camper vs. Texas, 1988	224
6. John Love vs. Chattanooga, 1966	220
7. Barry Moore vs. Louisiana-Lafayette, 1969	217
8. Carlos Harris vs. Southern Miss, 2014	216
9. David Yaeger vs. San Diego St., 1971	191
10. Ron Shanklin vs. Cincinnati, 1969	184
11. Johnny Quinn vs. Louisiana-Lafayette, 2003**	176
12. Ret Little vs. Cincinnati, 1970	175
13. Tony Merriwether vs ULM, 1982	172
14. David Brown vs. Stephen F. Austin, 1994	168
15. John Love vs. Arkansas, 1965	167
Troy Redwine vs. Oklahoma St., 1994	167
17. Ret Little vs. New Mexico St., 1970	166
18. Marvin Walker vs. Tulsa, 1982	164
19. James Russell vs. S. Illinois, 1966	163
20. Troy Redwine vs. ULM, 1993	162
21. Joel Nwigwe vs. Middle Tennessee, 2003	158
John Love vs. Parsons College, 1965	158
Ron Shanklin vs. Louisville, 1967	158
24. Pete Harvey vs. ULM, 1981	157
25. Barry Moore vs. Arkansas, 1968	155
26. Broderick McGrew vs. Nevada, 1999	154
27. Johnny Quinn vs. Middle Tennessee, 2004	153
28. David Brown vs. Texas State, 1994	152
29. Lance Dunbar vs. Indiana, 2011	152
30. Ron Shanklin vs. Cincinnati, 1968	151

-Freshman Record



↳ North Texas Career Receiving Leaders

1. Johnny Quinn - 2,718

2003-06

Year	G	Rec.	Yards	Avg.	TD	Long
2003	13	34	709	20.9	3	54
2004	12	49	785	16.0	9	67
2005	11	47	591	12.6	5	42
2006	11	57	633	11.1	4	54
Career	47	187	2,718*	15.15	21	67

2. Troy Redwine - 2,567

1992-96

Year	G	Rec.	Yards	Avg.	TD	Long
1992	11	5	89	17.8	0	30
1993	11	34	867	25.5	8	96
1994	12	49	811	16.6	7	59
1995	11	50	800	16.0	8	70
Career	45	138	2,567	18.9	23	96

3. Casey Fitzgerald - 2,533

2005-08

Year	G	Rec.	Yards	Avg.	TD	Long
2005	5	1	9	9.0	0	9
2006	6	4	83	20.8	2	36
2007	12	111	1,322*	11.9	12	99*
2008	12	113*	1,119	9.9	6	57
Career	35	229*	2,533	12.9	20	99

4. Ron Shanklin - 2,465

1967-69

Year	G	Rec.	Yards	Avg.	TD	Long
1967	10	47	724	15.4	8	
1968	9	41	867	21.1	13	
1969	12	56	1,322	23.6	10	
Career	31	144	2,465	20.0	31*	

5. David Brown - 2,402

1991-94

Year	G	Rec.	Yards	Avg.	TD	Long
1991	11	45	531	11.8	1	35
1992	11	26	361	13.9	3	43
1993	11	45	497	11.0	7	39
1994	12	66	1,013	15.3	11	84
Career	45	182	2,402	13.0	22	84

*School Record

↳ Year-By-Year Pass Receptions Leaders

Year	Player	Rec.	Yds.	Avg.	TD
2014	Carlos Harris	70	863	12.3	3
2013	Darnell Smith	70	791	11.3	4
2012	Ivan Delgado	42	570	13.6	0
2011	Brelan Chancellor	37	457	12.4	3
2010	Darius Carey	38	524	13.8	5
2009	Jamaal Jackson	71	701	9.9	6
2008	Casey Fitzgerald	113	1,119	9.9	6
2007	Casey Fitzgerald	111	1,322	11.9	12
2006	Johnny Quinn	57	633	11.1	4
2005	Johnny Quinn	47	591	12.6	5
2004	Johnny Quinn	49	785	16.0	9
2003	Johnny Quinn	34	709	20.9	3
2002	George Marshall	30	398	13.3	2
2001	George Marshall	32	546	17.1	11
2000	Byron Curtis	21	336	16.0	1
1999	Broderick McGrew	32	601	18.8	5
1998	Jay Young	32	428	13.4	1
1997	Jay Young	36	552	15.3	4
1996	Brian Waters	28	272	9.7	4
1995	Troy Redwine	50	800	16.0	8
1994	David Brown	66	1,013	15.3	11
1993	David Brown	45	497	11.0	7
1992	Clayton George	36	563	15.6	2
1991	David Brown	45	531	11.8	1
1990	Erric Pegram	55	444	8.1	1
1989	Tony Cook	45	523	11.6	3
1988	Marcus Camper	54	938	17.3	7
1987	Marcus Camper	24	422	17.5	3
1986	Marcus Camper	16	247	15.4	1
1985	Marcus Camper	17	332	19.5	3
1984	Tim Wasson	28	453	16.1	1
1983	Tim Wasson	37	553	14.9	4
1982	Marvin Walker	91*	934	10.3	11
1981	Pete Harvey	57	743	13.0	3
1980	Pete Harvey	47	496	10.6	5
1979	Pete Harvey	37	424	11.5	1
1978	Charlie Murray	32	546	17.1	9
1977	Tim Loftin	33	523	15.8	5
1976	J.T. Hollins	22	331	15.0	1
1975	Jeff Webb	23	375	16.3	1
1974	J.T. Hollins	27	374	13.9	1
1973	David Kervin	34	641	18.8	6
1972	David Yaeger	42	738	17.6	2
1971	David Yaeger	35	631	18.0	4
1970	Ret Little	43	733	17.0	2
1969	Barry Moore	71	1,130	15.9	5
1968	Barry Moore	69	1,053	15.3	7
1967	James Russell	44	624	14.1	5
1966	John Love	68	1,130	16.6	10
1965	John Love	76	994	13.1	7
1964	Carl Lockhart	29	341	11.8	1
1963	Herb Carr	7	88	12.6	1
1962	A.D. Whitfield	7	116	16.6	3
1961	W. Freeman	6	63	10.5	0
1960	Billy Christle	12	161	13.4	0
1959	Abner Haynes	16	231	14.4	3
1958	Abner Haynes	19	298	15.7	3
1957	Abner Haynes	11	50	4.5	0
1956	Dennis Shaw	15	279	18.6	1
1955	Dennis Shaw	13	225	17.3	2
1954	Charlie McGinty	25	376	15.0	5
1953	Ken Hall	18	288	15.5	3
1952	Winton Criswell	12	157	13.1	1
1951	Wendell Swann	23	472	20.5	5
1950	Wendell Swann	26	434	16.7	1

*NCAA Leader



RECORDS

↳ total offense

↳ Team Total Offense

Plays

Game: 99 vs. New Mexico State, 10/31/70

Opp. Low: 36 vs. New Mexico State, 10/4/58

Season: 951, 2013; Opp. Low: 532, 1958

Yards

Game: 635 vs. Navy, 11/10/07

Opp. Low: 46 vs. Cincinnati, 10/10/59

Season: 5,336, 2013; Opp. Low: 1821, 1967

Most Yards Total Offense

1. 2007 vs. Navy.....	635
2. 2007 vs. SMU.....	613
3. 2013 vs Idaho.....	591
4. 2009 vs. Western Kentucky.....	583
5. 1969 vs. Louisiana-Lafayette.....	579
1968 vs. Cincinnati.....	579
7. 2013 vs. Tulsa.....	550
8. 1990 vs. Abilene Christian.....	544

Most Plays

1. 951.....	2013
2. 934.....	2007
3. 884.....	2008
4. 878.....	1980
5. 853.....	2012

Most Yards of Total Offense

1. 5,336.....	2013
2. 4,904.....	2009
3. 4,901.....	2007
4. 4,845.....	1951
5. 4,751.....	2012

Most Yards of Total Offense Per Game

1. 421.0.....	1969
2. 420.2.....	1951
3. 410.5.....	2013
4. 408.7.....	2009
5. 408.4.....	2007

↳ Individual Total Offense

(300-Yard Total Offense Games)

1. Daniel Meager vs. SMU, 2007.....	597
2. Giovanni Vizza vs. Navy, 2007.....	571
3. Mitch Maher vs. Stephen F. Austin, 1994.....	491
4. Steve Ramsey vs. Louisiana-Lafayette, 1969.....	483
5. Jason Mills vs. Utah St., 1997.....	443
6. Josh Gulley vs. UNLV, 1995.....	433
7. Scott Davis vs. Texas, 1988.....	426
8. Giovanni Vizza vs. Louisiana-Lafayette, 2007.....	413
9. Riley Dodge vs. FIU, 2009.....	398
10. Steve Ramsey vs. Cincinnati, 1968.....	393
11. Giovanni Vizza vs. Louisiana-Lafayette, 2008.....	382
Phil Shotland vs. San Diego St., 1971.....	382
13. Riley Dodge vs. Middle Tennessee, 2009.....	370
14. Rusty Hill vs. Tulsa, 1982.....	366
15. Giovanni Vizza vs. ULM, 2008.....	364
16. Steve Ramsey vs. Cincinnati, 1969.....	360
17. Mitch Maher vs. Oklahoma St., 1994.....	359
18. Steve Ramsey vs. Wichita St., 1969.....	358
19. Steve Ramsey vs. UTEP, 1968.....	351
20. Derek Thompson vs. Idaho, 2013.....	350
21. Derek Thompson vs. Troy, 2011.....	346
22. Derek Thompson vs. Tulane, 2013.....	345
23. Derek Thompson vs. ULM, 2012.....	341
24. Mitch Maher vs. ULM, 1993.....	334
Joe Milton vs. Cincinnati, 1970.....	334

26. Scott Davis vs. Arkansas St., 1988.....	333
27. Daniel Meager vs. Florida Atlantic, 2007.....	332
Riley Dodge vs. Western Kentucky, 2009.....	332
29. Casey Fitzgerald vs. SMU, 2007.....	327
30. Corkey Boland vs. Chattanooga, 1966.....	327
31. Mitch Maher vs. Nicholls St., 1994.....	326
32. Lance Dunbar vs. Middle Tennessee, 2011.....	320
Derek Thompson vs. ULM, 2011.....	320
34. Riley Dodge vs. Army, 2009.....	315
35. Derek Thompson vs. Arkansas St., 2012.....	314
36. Andrew McNulty vs. UTSA, 2014.....	310
37. Mitch Maher vs. Abilene Christian, 1992.....	305
Lance Dunbar vs. Kansas St., 2010.....	305
Derek Thompson vs. Southern Miss, 2013.....	305
40. Riley Dodge vs. Troy, 2010.....	300

↳ Single-Game Total Offense Leaders

Most Plays

1. Giovanni Vizza vs. Louisiana-Lafayette, 2007.....	73
2. Daniel Meager vs. SMU, 2007.....	72
Daniel Meager vs. Florida Atlantic, 2007.....	72
4. Joe Milton vs. Cincinnati, 1970.....	66
Phil Shotland vs. San Diego St., 1971.....	66

Most Yards

1. Daniel Meager vs. SMU, 2007.....	597
2. Giovanni Vizza vs. Navy, 2007.....	571
3. Mitch Maher vs. Stephen F. Austin, 1994.....	491
4. Steve Ramsey vs. Louisiana-Lafayette, 1969.....	483
5. Jason Mills vs. Utah St., 1997.....	443

↳ Single-Season Total Offense Leaders

Most Plays

1. Giovanni Vizza, 2007.....	516
2. Steve Ramsey, 1969.....	481
3. Scott Davis, 1990.....	463
4. Mitch Maher, 1994.....	458
5. Derek Thompson, 2013.....	454

Most Yards

1. Mitch Maher, 1994.....	3,280
2. Derek Thompson, 2013.....	3,053
3. Giovanni Vizza, 2008.....	2,944
4. Scott Davis, 1988.....	2,848
5. Mitch Maher, 1993.....	2,711
6. Giovanni Vizza, 2007.....	2,687
7. Derek Thompson, 2012.....	2,675
8. Steve Ramsey, 1969.....	2,637

↳ Career Total Offense Leaders

Most Plays

1. Scott Davis, 1987-90.....	1,549
2. Mitch Maher, 1991-94.....	1,471
3. Derek Thompson, 2009-13.....	1,214
4. Steve Ramsey, 1967, 69.....	1,132
5. Scott Hall, 2000-04.....	1,101

Most Yards

1. Mitch Maher, 1991-94.....	9,006
2. Scott Davis, 1987-90.....	8,436
3. Derek Thompson, 2009-13.....	7,760
4. Steve Ramsey, 1967-69.....	6,568
5. Scott Hall, 2000-04.....	6,440
6. Giovanni Vizza, 2007-08.....	5,631
7. Ken Washington, 1974-77.....	4,313
8. Lance Dunbar, 2008-11.....	4,224
9. Jason Mills, 1994-97.....	4,161
10. Patrick Cobbs, 2001-05.....	4,093

↳ Year-By-Year Total Offense Leaders

Year	Player	Rush	Pass	Total
2014	Andrew McNulty	54	1,295	1,349
2013	Derek Thompson	157	2,896	3,053
2012	Derek Thompson	26	2,649	2,675
2011	Derek Thompson	113	1,759	1,872
2010	Lance Dunbar	1,553	0	1,553
2009	Riley Dodge	463	1,975	2,438
2008	Giovanni Vizza	116	2,828	2,944
2007	Giovanni Vizza	299	2,388	2,687
2006	Jamario Thomas	668	0	668
2005	Patrick Cobbs	1,154	33	1,187
2004	Scott Hall	11	1,818	1,829
2003	Scott Hall	74	1,732	1,806
2002	Kevin Galbreath	1,298	0	1,298
2001	Scott Hall	143	1,453	1,596
2000	Scott Hall	230	937	1,167
1999	Ja'Quay Wilburn	1,016	0	1,016
1998	Ja'Quay Wilburn	754	0	754
1997	Jason Mills	35	1,667	1,702
1996	Jason Mills	24	1,016	1,040
1995	Jason Mills	55	1,183	1,238
1994	Mitch Maher	177	3,103	3,280
1993	Mitch Maher	116	2,595	2,711
1992	Mitch Maher	167	2,090	2,257
1991	Wendell Mosley	-37	861	824
1990	Scott Davis	643	1,550	2,193
1989	Scott Davis	115	1,941	2,056
1988	Scott Davis	439	2,409	2,848
1987	Scott Davis	316	1,023	1,339
1986	Bron Beal	331	664	995
1985	Mike Rhone	294	487	781
1984	Mike Rhone	206	375	581
1983	Greg Carter	80	1,275	1,355
1982	Rusty Hill	-61	1,704	1,643
1981	Greg Carter	-38	782	744
1980	Joe Stevenson	89	1,582	1,671
1979	Jordan Case	-52	1,152	1,100
1978	Jordan Case	267	1,360	1,627
1977	Ken Washington	258	1,155	1,413
1976	Ken Washington	395	587	982
1975	Glen Ray	7	472	479
1974	Ken Washington	481	1,042	1,523
1973	Phil Shotland	-13	959	946
1972	Rick Shaw	74	734	808
1971	Rick Shaw	99	666	765
1970	Joe Milton	186	1,852	2,038
1969	Steve Ramsey	-191	2,828	2,637
1968	Steve Ramsey	-149	2,516	2,367
1967	Steve Ramsey	-168	1,732	1,564
1966	Vidal Carlin	-122	1,510	1,388
1965	Vidal Carlin	-65	1,723	1,658
1964	A.D. Whitfield	592	0	592
1963	Dwain Bean	770	14	784
1962	Dwain Bean	657	0	657
1961	Bobby Smith	541	0	541
1960	Robert Duty	30	614	644
1959	Vernon Cole	550	304	854
1958	Vernon Cole	269	589	858
1957	Ray Toole	316	367	683
1956	Ray Toole	90	485	575
1955	Don Baker	164	700	864
1954	Don Baker	164	630	794
1953	Dean Renfro	700	0	700
1952	Tommy Gray	829	0	829
1951	Richard Harvey	-143	1,194	1,051
1950	Zeke Martin	2	822	824



↳ All-Purpose Yards

Yards In A Game

1. Brelan Chancellor vs. Houston, 2011	332
2. Casey Fitzgerald vs SMU, 2007	327
3. Lance Dunbar vs. Middle Tennessee, 2011	320
4. Lance Dunbar vs. Kansas St., 2010	305
5. Jamario Thomas vs. Idaho, 2004	301
6. David Kervin vs. Wichita St., 1973	287
7. John Love vs. Arkansas, 1965	285
8. Erric Pegram vs. Alcorn St., 1990	284
9. Brelan Chancellor vs. Idaho, 2013	283
10. Lance Dunbar vs. Indiana, 2011	279

Yards In A Season

1. Brelan Chancellor, 2013	1,964
2. Lance Dunbar, 2010	1,885
3. Jamario Thomas, 2004	1,815
4. Lance Dunbar, 2009	1,735
5. Patrick Cobbs, 2003	1,711
6. Leo Taylor, 1968	1,652
7. Brelan Chancellor, 2011	1,628
8. Bernard Jackson, 1978	1,604
9. Erric Pegram, 1990	1,594
10. John Love, 1965	1,504

Yards In A Career

1. Brelan Chancellor, 2010-13	5,503
2. Lance Dunbar, 2008-11	5,375
3. Patrick Cobbs, 2001-05	5,222
4. Johnny Quinn, 2003-06	3,835
5. Jamario Thomas, 2004-07	3,670
6. Marcus Camper, 1985-88	3,562
7. Abner Haynes, 1957-59	3,322
8. Ja'Quay Wilburn, 1997-2000	3,299
9. Broderick McGrew, 1996-99	3,022
10. David Brown, 1991-94	3,011

↳ Year-By-Year All-Purpose Yards Leaders

Year	Name	Rush	Rec.	Rtn.	Tot.
2014	Carlos Harris	92	863	496	1,451
2013	Brelan Chancellor	123	792	1,049	1,964
2012	Brandin Byrd	875	92	28	995
2011	Brelan Chancellor	46	457	1125	1,628
2010	Lance Dunbar	1,553	332	0	1,885
2009	Lance Dunbar	1,378	300	57	1,735
2008	Casey Fitzgerald	47	1119	14	1180
2007	Casey Fitzgerald	0	1322	0	1322
2006	Johnny Quinn	0	633	175	808
2005	Patrick Cobbs	1154	106	226	1486
2004	Jamario Thomas	1801	14	0	1815
2003	Patrick Cobbs	1680	43	48	1771
2002	Kevin Galbreath	1298	21	0	1319
2001	Kevin Galbreath	1119	12	0	1131
2000	Ja'Quay Wilburn	756	63	0	819
1999	Broderick McGrew	0	601	473	1074
1998	Broderick McGrew	0	393	587	980
1997	Hut Allred	586	49	206	841
1996	Hut Allred	907	19	41	967
1995	Billie Smith	-7	441	563	997
1994	David Brown	8	1013	364	1385
1993	Terrance Brown	1101	6	0	1107
1992	Terrance Brown	976	16	0	992
1991	David Brown	58	531	307	896
1990	Erric Pegram	957	444	193	1594
1989	Tony Cook	-21	523	422	924
1988	Marcus Camper	0	938	412	1350
1987	Marcus Camper	0	422	368	790
1986	Marcus Camper	49	247	397	693
1985	Marcus Camper	0	332	397	729
1984	Tim Wasson	46	453	408	907
1983	Tim Wasson	38	553	126	717
1982	Marvin Walker	0	934	0	934
1981	C. Charleston	420	94	433	947
1980	Malcolm Jones	1144	250	0	1394
1979	Bernard Jackson	749	77	445	1271
1978	Bernard Jackson	1453	76	75	1604
1977	Mike Jones	940	245	0	1185
1976	Mike Jones	411	164	0	575
1975	Sears Woods	446	44	326	816
1974	John Brown	674	57	0	731
1973	David Kervin	82	641	554	1277
1972	Charles Johnson	685	118	381	1184
1971	Ken Fontno	0	0	702	702
1970	Ret Little	0	733	0	733
1969	Leo Taylor	545	357	328	1230
1968	Leo Taylor	1017	443	192	1652
1967	Ron Shanklin	0	867	0	867
1966	John Love	-5	1130	307	1432
1965	John Love	54	994	497	1545
1964	Carl Lockhart	169	341	297	807
1963	Dwain Bean	770	51	0	821
1962	Dwain Bean	657	3	0	660
1961	Bobby Smith	541	63	172	776
1960	Terry Parks	229	243	168	640
1959	Abner Haynes	730	231	248	1209
1958	Abner Haynes	495	298	391	1184
1957	Abner Haynes	639	50	240	929



RECORDS

↳ punting and kicking

↳ Punts

Yards

Game: 518, David Yaeger vs. Weber St., 9/18/71

Season: 3,946, Toby Gowin, 1996

Career: 11,345, John Starnes, 1981-84

Number

Game: 14, David Yaeger vs. Drake, 9/30/72

Season: 89, Toby Gowin, 1996

Career: 286, John Starnes, 1981-84

Average

Game: 54.5, Jerry Pair vs. W. Texas St., 10/3/59

Season: 47.2 John Baker, 1997

Career: 44.0, John Baker, 1997-99

Longest Punt

1. Toby Gowin vs. Vanderbilt, 1996 92

2. Don Baker vs. Chattanooga, 1955 91

Bart Helsley vs. ULM, 1990 91

4. John Starnes vs. UTA, 1983 87

5. Jason Ball vs. Middle Tennessee, 2001 79

6. Bron Beal vs. Arkansas St., 1987 77

John Starnes vs. ULM, 1984 77

8. Truman Spencer vs. SMU, 2007 73

Truman Spencer vs. Middle Tennessee, 2007 73

10. Whit Smith vs. Miami (Fla.), 1980 72

Bart Helsley vs. McNeese St., 1990 72

12. Whit Smith vs. SMU, 1980 71

Eric Keena vs. UAB, 2014 71

13. Will Atterberry vs. Arkansas St., 2010 70

14. Will Atterberry vs. WKU, 2011 70

Top-10 Punting Average

Season

1. John Baker, 1997 47.2

2. Don Baker, 1955 45.0

3. Eric Keena, 2014 44.8

4. Toby Gowin, 1996 44.3

5. Don Fechtman, 1976 44.1

6. Will Atterberry, 2011 43.5

7. John Baker, 1999 43.1

8. Don Fechtman, 1975 42.8

9. Brad Kadlubar, 2002 42.6

10. Truman Spencer, 2008 42.4

↳ PAT's Made

Game

1. **Trevor Moore vs. Nicholls, 2014 11**

2. Freddie Clotiaux vs. SW Oklahoma, 1950 10

3. Jeremy Knott vs. Western Kentucky, 2009 9

4. Thomas Moreland vs. Navy, 2007 8

Gene Bahnsen vs. Sul Ross, 1951 8

Richard DeFelice vs. Nicholls St., 1993 8

7. Buddy Hamm vs. UTEP, 1978 7

Tom Bresnahan vs. UTA, 1983 7

Zach Paul vs. Southern Miss, 2013 7

Season

1. Zach Paul, 2013 48

2. Nick Bazaldua, 2003 44

3. Nick Bazaldua, 2004 37

Iseed Khoury, 1977 37

Keith Chapman, 1988 37

Trevor Moore, 2014 37

6. Jeremy Knott, 2009 35

7. Thomas Moreland, 2007 34

Career

1. Nick Bazaldua, 2002-05 121

2. Keith Chapman, 1986-89 89

3. Zach Olen, 2010-13 83

4. Iseed Khoury, 1975-77 70

5. Jason Ball, 1999-01 59

6. Jeremy Knott, 2008-09 57

7. Zach Paul, 2012-14 48

8. Jeff Graham, 1994-96 46

John Love, 1965-66 46

↳ PAT Percentage

Season

(at least 10 att.)

1. Iseed Khoury, (37-37), 1977 1.000

Keith Chapman, (37-37), 1988 1.000

Keith Chapman, (22-22), 1989 1.000

Trevor Moore, (37-37), 2014 1.000

5. Zach Paul, (48-49), 2013 97.9

6. Nick Bazaldua, (44-45), 2003 97.7

7. Nick Bazaldua (37-38), 2004 97.4

Career

1. Iseed Khoury, (69-70), 1975-77 98.5

2. Zach Paul, (48-49), 2012-14 97.9

3. Keith Chapman, (89-91), 1986-89 97.8

Most Consecutive PAT's Made

1. Keith Chapman, 1987-89 61

2. Iseed Khoury, 1975-77 60

↳ Year-By-Year Punting Leaders

Year	Name	No.	Yds.	Avg.
2014	Eric Keena	43	1,927	44.8
2013	Blake Macek	66	2,713	41.1
2012	Will Atterberry	70	2,888	41.3
2011	Will Atterberry	74	3,218	43.5
2010	Will Atterberry	43	1,799	41.8
2009	Will Atterberry	55	2,143	39.0
2008	Truman Spencer	69	2,925	42.4
2007	Truman Spencer	65	2,703	41.6
2006	Truman Spencer	55	2,245	40.8
2005	Truman Spencer	75	2,829	37.7
2004	Brad Kadlubar	73	2,919	40.0
2003	Brad Kadlubar	73	2,951	40.4
2002	Brad Kadlubar	85	3,619	42.6
2001	Jason Ball	66	2,553	38.7
2000	Jason Ball	75	2,865	38.2
1999	John Baker	82	3,535	43.1
1998	John Baker	66	2,783	42.2
1997	John Baker	62	2,925	47.2
1996	Toby Gowin	89	3,946	44.3
1995	Toby Gowin	78	3,280	42.1
1994	Toby Gowin	49	1,767	36.1
1993	Toby Gowin	32	1,162	36.3
1992	Erik Forrest	41	1,416	34.5
1990	Bart Helsley	62	2,353	37.9
1989	Bart Helsley	52	1,903	36.5
1988	Bron Beal	42	1,582	37.7
1987	Bron Beal	66	2,696	40.8
1986	Bron Beal	54	2,227	41.2
1985	Bron Beal	79	2,860	36.2
1984	John Starnes	76	3,201	42.1
1983	John Starnes	71	2,914	41.0
1982	John Starnes	72	2,739	38.0
1981	John Starnes	67	2,491	37.2
1980	Whit Smith	55	2,159	39.3
1979	Billy Ortiz	32	1,164	36.4
1978	Hugh Hamm	61	2,107	34.5
1977	Don Fechtman	56	2,261	40.4
1976	Don Fechtman	54	2,383	44.1
1975	Don Fechtman	66	2,826	42.8
1974	Don Fechtman	59	2,314	39.2
1973	Paul Schroeder	47	1,582	33.7
1972	David Yaeger	74	2,787	37.7
1971	David Yaeger	84	3,463	41.2
1970	Danny Collins	47	1,706	36.3
1969	Steve Ramsey	56	2,150	38.4
1968	Billy Anderson	60	2,062	34.4
1967	James Russell	26	1,062	40.8
1966	James Russell	71	2,579	36.3
1965	David Neale	66	2,591	39.3
1964	Carl Lockhart	54	2,141	39.6
1963	Carl Lockhart	40	1,578	39.5
1962	Butch Wright	47	1,619	34.4
1961	Butch Wright	45	1,501	33.4
1960	Dan Starnes	14	424	30.3
1959	Jerry Pair	12	489	40.8
1958	Charlie Cole	15	522	34.8
1957	David Lott	22	787	35.8
1956	Not available			
1955	Don Baker	30	1,349	45.0
1954	Don Baker	38	1,398	36.8
1953	Don Baker	10	386	38.6
1952	Don Baker	46	1,698	37.8
1951	Bill Brashier	49	1,825	37.2
1950	Bill Brashier	27	959	35.5



↳ Field Goals Made

Game

1. Trevor Moore vs. SMU, 2014	5
Denis Hopovac vs. FIU, 2006	5
Garrett Courtney vs. Utah St., 1997	5
3. Trevor Moore vs. UTSA, 2014	4
Zach Paul vs. Ball State, 2013	4
Zach Olen vs. Arkansas St., 2010	4
Garrett Courtney vs. New Mexico St., 1998	4
Iseed Khoury vs. SMU, 1976	4
7. 10 different players	3

Season

1. Keith Chapman, 1989	19
2. Trevor Moore, 2014	15
Denis Hopovac, 2006	15
3. Nick Bazaldua, 2004	14
Garrett Courtney, 1997	14
Jeff Graham, 1996	14
Keith Chapman, 1988	14
Keith Chapman, 1987	14
Whit Smith, 1980	14

Career

1. Keith Chapman, 1985-89	49
2. Nick Bazaldua, 2002-05	42
3. Zach Olen, 2010-13	32
4. Garrett Courtney, 1987-88	29
5. Todd Smith, 1983-86	27
6. Iseed Khoury, 1975-77	26
Jeff Graham, 1994-96	26

↳ Field Goal Percentage

Season (at least 10 attempts)

1. Trevor Moore, (15-17), 2014	88.2
2. Garrett Courtney, (14-16), 1997	87.5
3. Zach Olen, (13-15), 2010	86.7
4. Jason Ball, (9-11), 1999	81.8
5. Richard DeFelice, (13-16), 1993	81.3
6. Nick Bazaldua, (14-18), 2004	77.8
7. Jeff Graham, (10-13), 1996	76.9

Career (at completion of career)

1. Jeff Graham, (26-35), 1994-96	74.3
Garrett Courtney, (29-39), 1997-98	74.3
3. Richard DeFelice, (18-25), 1992-93	72.0
4. Denis Hopovac, (15-21), 2003-06	71.4
5. Keith Chapman, (49-71), 1985-89	69.0
6. Jeremy Knott, (22-32), 2008-09	68.8
7. Jason Ball, (24-36), 1999-2001	66.7
8. Zach Olen, (32-48), 2010-13	66.7
9. Nick Bazaldua, (42-64), 2002-05	65.6

↳ Longest Field Goal

1. Iseed Khoury vs. Richmond, 1977	62
2. Garrett Courtney vs. Idaho, 1998	61
3. Jason Ball vs. Arkansas St., 2001	57
Iseed Khoury vs. UTEP, 1977	57
5. Keith Chapman vs. Texas Tech, 1988	55
6. Todd Smith vs. Lamar, 1983	54
7. Zach Olen vs. Middle Tennessee, 2010	53
Lonnie Green vs. Baylor, 1982	53
9. Zach Olen vs. Florida Atlantic, 2011	52
Zach Olen vs. Tulsa, 2011	52
Jason Ball vs. Utah St., 2000	52
Iseed Khoury vs. UTA, 1977	52
Iseed Khoury vs. Louisiana Tech, 1977	52

↳ Year-By-Year Field Goal Leaders

Year	Name	Att	Md	Pct.	Long
2014	Trevor Moore	15	17	.882	47
2013	Zach Paul	10	16	.667	48
2012	Zach Olen	16	11	.688	48
2011	Zach Olen	8	16	.500	52
2010	Zach Olen	15	13	.867	53
2009	Jeremy Knott	15	10	.667	41
2008	Jeremy Knott	17	12	.706	47
2007	Thomas Moreland	15	8	.533	37
2006	Denis Hopovac	21	15	.714	42
2005	Nick Bazaldua	16	8	.500	50
2004	Nick Bazaldua	18	14	.778	51
2003	Nick Bazaldua	15	10	.667	49
2002	Nick Bazaldua	15	10	.667	44
2001	Jason Ball	14	9	.643	57
2000	Jason Ball	10	6	.600	52
1999	Jason Ball	11	9	.818	38
1998	Garrett Courtney	23	15	.652	61
1997	Garrett Courtney	16	14	.875	51
1996	Jeff Graham	20	14	.700	48
1995	Robert Hoffman	3	3	1.000	32
1994	Jeff Graham	13	10	.769	37
1993	Richard DeFelice	9	5	.555	44
1992	Richard DeFelice	16	13	.813	50
1991	Kevin McDaniel	12	9	.750	37
1990	Brad Allen	10	3	.300	39
1989	Keith Chapman	27	19	.703	51
1988	Keith Chapman	20	14	.700	51
1987	Keith Chapman	20	14	.700	48
1986	Todd Smith	13	7	.538	48
1985	Todd Smith	15	8	.533	43
1984	Todd Smith	15	7	.467	47
1983	Tom Bresnahan	12	8	.667	38
1982	Danny McElroy	7	6	.857	42
1981	Lonnie Green	10	6	.600	45
1980	Whit Smith	21	14	.667	42
1979	Whit Smith	10	6	.600	41
1978	Buddy Hamm	4	3	.750	29
1977	Iseed Khoury	25	11	.440	62
1976	Iseed Khoury	16	8	.500	43
1975	Iseed Khoury	17	7	.411	47
1974	Lee Harrington	9	4	.444	36
1973	Lee Harrington	7	4	.571	42
1972	Ron Sigler	6	2	.333	34
1971	Mark Means	3	2	.667	36
1970	Mike Briscoe	16	8	.500	41
1969	Bernie Barbour	16	8	.500	30
1968	Mike Gattis	9	5	.556	27
1967	Randy Henry	19	6	.316	37
1966	Willie Cherry	2	2	1.000	23
1965	John Love	3	1	.333	22



RECORDS

↳ returns

↳ Team Kickoff Returns

Yards

Game: 286 vs. Houston, 9/10/11

Season: 1,576, 2008

Average

Game: 44.3 vs. Tennessee, 10/25/75

Season: 31.5, 1986

↳ Kickoff Returns

Number

Game: 9, Brelan Chancellor vs. Houston, 9/10/11

Season: 50, Brelan Chancellor, 2011

Career: 125, Brelan Chancellor, 2010-13

Yards

Game: 285, Brelan Chancellor vs. Houston 9/10/11

Season: 1,094, Brelan Chancellor, 2011

Career: 3,031, Brelan Chancellor, 2010-13

Average

Game: 44.3, Sears Woods vs. Tennessee, 10/25/75

Season: 32.6, Sears Woods, 1975

Career: 25.2, Broderick McGrew, 1996-99

Kickoff Returns For Touchdown

Season

- | | |
|-------------------------|---|
| 1. Michael High, 1993 | 2 |
| Brelan Chancellor, 2010 | 2 |

Career

- | | |
|-------------------------------|---|
| 1. Brelan Chancellor, 2010-13 | 3 |
| 2. Michael High, 1991-94 | 2 |

↳ Longest Kickoff Return

- | | |
|---|-----|
| 1. Darvin Kidsy vs. Rice, 2014 | 100 |
| Broderick McGrew vs. Utah St., 1998 | 100 |
| Johnny Stovall vs. Sam Houston St., 1936 | 100 |
| 4. Brelan Chancellor vs. Georgia, 2013 | 99 |
| Brian Smith vs. Idaho St., 1995 | 99 |
| Michael High vs. Missouri St., 1993 | 99 |
| 7. Kim Phillips vs. TCU, 1968 | 98 |
| Sears Woods vs. Tennessee, 1975 | 98 |
| 9. Brelan Chancellor vs. Kansas St., 2010 | 93 |
| 10. Brelan Chancellor vs. Kansas St., 2010 | 91 |
| 11. Johnny Shoemaker vs. Austin College, 1938 | 90 |

↳ Punt Returns

Number

Game: 7, Bernie Barbour vs. Wichita St., 11/11/67

Season: 36, Bernie Barbour, 1969; J.T. Smith, 1976

Career: 100, J.T. Smith, 1974-77

Yards

Game: 132, Darvin Kidsy vs. Nicholls, 9/20/14

Season: 386, Brelan Chancellor, 2013

Career: 945, Bernie Barbour, 1967-69

Average

Game: 44.0, Darvin Kidsy vs. Nicholls, 9/20/14

Season: 39.3, Abner Haynes, 1957

Career: 28.6, Abner Haynes, 1957-59

Punt Returns For Touchdown

Season

- | | |
|------------------------|---|
| 1. Bill Woods, 1966 | 3 |
| 2. Marcus Camper, 1988 | 2 |
| 3. Multiple Players | 1 |

Career

- | | |
|------------------------|---|
| 1. Bill Woods, 1966 | 3 |
| Marcus Camper, 1985-88 | 3 |

↳ Longest Punt Return

- | | |
|--|----|
| 1. Bill Woods, 1966 | 91 |
| Richard Nutt vs. Houston, 1948 | 91 |
| 3. Johnny Quinn vs. ULM, 2004 | 85 |
| 4. Bernie Barbour vs. New Mexico St., 1968 | 83 |
| 5. Bill Woods vs. Chattanooga, 1966 | 80 |
| 6. Darvin Kidsy vs. Nicholls, 2014 | 75 |
| 6. David Kervin vs. New Mexico St., 1973 | 71 |
| 7. Marcus Camper vs. McNeese St., 1988 | 69 |
| 8. Brelan Chancellor vs. Rice, 2013 | 65 |
| Carlen Charleston vs. UTA, 1980 | 65 |

↳ Year-By-Year Punt Return Leaders

Year	Name	No.	Yds.	Avg.
2014	Darvin Kidsy	23	233	10.1
2013	Brelan Chancellor	24	386	16.1
2012	Brelan Chancellor	5	10	2.0
2011	Brelan Chancellor	11	31	2.8
2010	Darius Carey	5	26	5.2
2009	Darius Carey	7	43	6.1
2008	John Shorter	7	32	4.6
2007	Eryn Roman	17	97	5.7
2006	Johnny Quinn	13	92	7.1
2005	Johnny Quinn	13	98	7.5
2004	Johnny Quinn	13	118	9.1
2003	Ja'Mel Branch	12	92	7.7
2002	Ja'Mel Branch	29	229	7.9
2001	Ty Jackson	22	177	8.0
2000	Ty Jackson	16	171	10.7
1999	Ty Jackson	17	135	7.9
1998	Heath Moody	25	175	7.0
1997	Heath Moody	17	91	5.4
1996	Tubby Coleman	27	200	7.4
1995	Brian Smith	25	192	7.7
1994	Brian Smith	22	177	8.0
1993	Greg Matthews	12	91	7.5
1992	Michael High	11	126	11.5
1991	Greg Matthews	18	64	3.6
1990	Greg Matthews	21	189	9.0
1989	Tony Cook	11	126	11.5
1988	Marcus Camper	28	319	11.4
1987	Marcus Camper	23	148	6.4
1986	Marcus Camper	14	194	9.6
1985	Marcus Camper	17	90	5.3
1984	Tim Wasson	28	207	7.4
1983	Tony Merriwether	32	359	11.2
1982	Tony Merriwether	9	148	16.4
1981	Carlen Charleston	8	99	12.4
1980	Carlen Charleston	20	87	4.4
1979	Pete Harvey	13	129	9.9
1978	Charlie Murray	21	141	6.7
1977	J.T. Smith	23	143	6.2
1976	J.T. Smith	36	380	10.6
1975	J.T. Smith	25	217	8.7
1974	J.T. Smith	16	118	7.4
1973	David Kervin	25	282	11.3
1972	Staggs	15	90	6.0
1971	Ken Fontno	27	237	8.8
1970	Wilmer Levels	8	121	15.1
1969	Bernie Barbour	36	371	10.3
1968	Bernie Barbour	28	277	9.9
1967	Bernie Barbour	30	297	9.9
1966	Billy Woods	20	351	17.6
1965	John Love	9	133	14.8
1964	Carl Lockhart	15	116	7.7
1963	Philip Gonzales	2	26	13.0
1962	Carl Lockhart	4	47	11.8
1961	Butch Wright	6	65	10.8
1960	Billy Christle	5	80	16.0
1959	Abner Haynes	9	96	10.7
1958	Abner Haynes	8	168	21.0
1957	Abner Haynes	4	157	39.3

↳ Year-By-Year Kickoff Return Leaders

Year	Name	No.	Yds.	Avg.
2014	Carlos Harris	19	449	23.6
2013	Brelan Chancellor	24	663	27.6
2012	Brelan Chancellor	18	351	19.5
2011	Brelan Chancellor	50	1,094	21.9
2010	Brelan Chancellor	33	923	28.0
2009	Jamaal Jackson	17	463	27.2
2008	DaWaylon Cook	26	506	19.5
2007	Micah Mosley	32	636	19.9
2006	Zach Muzzy	19	359	18.9
2005	Johnny Quinn	26	513	19.7
2004	Zach Muzzy	23	425	18.5
2003	Ja'Mel Branch	11	217	19.7
2002	Ja'Mel Branch	19	385	20.3
2001	Ja'Mel Branch	23	516	22.4
2000	Ty Jackson	16	334	20.9
1999	Broderick McGrew	23	473	20.6
1998	Broderick McGrew	18	587	32.6
1997	Broderick McGrew	22	531	24.1
1996	Tubby Coleman	23	458	19.9
1995	Brian Smith	15	371	24.7
1994	David Brown	16	364	22.8
1993	Michael High	27	750	27.7
1992	Michael High	6	176	29.3
1991	David Brown	16	301	18.8
1990	Greg Matthews	9	199	22.1
1989	Tony Cook	13	296	22.8
1988	Kim Phillips	9	187	20.8
1987	Tony Baker	13	280	21.5
1986	Kim Phillips	11	346	31.5
1985	Marcus Camper	14	307	21.9
1984	Todd Smith	15	342	22.8
1983	Carlen Charleston	9	175	19.4
1982	Carlen Charleston	15	269	17.9
1981	Carlen Charleston	18	334	18.6
1980	Carlen Charleston	22	587	26.7
1979	Bernard Jackson	19	445	23.4
1978	Lee English	7	187	26.7
1977	Bruce Chambers	9	148	16.4
1976	Jeff Brown	13	147	11.3
1975	Sears Woods	10	326	32.6
1974	Jeff Webb	17	307	18.1
1973	David Kervin	12	272	22.7
1972	Charles Johnson	18	381	21.2
1971	Ken Fontno	26	465	17.9
1970	Ken Fontno	32	699	21.8
1969	Leo Taylor	13	328	25.2
1968	Leo Taylor	10	192	19.2
1967	Bernie Barbour	12	239	19.2
1966	John Love	13	256	19.7
1965	John Love	16	364	22.8
1964	David Neale	10	198	19.8
1963	Bobby Smith	11	241	21.9
1962	Bobby Smith	7	134	19.1
1961	Billy Christle	4	117	29.3
1960	Terry Parks	7	168	24.0
1959	Abner Haynes	6	152	25.3
1958	Abner Haynes	11	223	20.2
1957	Don Smith	5	96	19.2



↳ TEAM DEFENSE

Interceptions

Number

Game: 7 vs. Wichita State, 11/20/71

Season: 32, 1969; **Opp. Low:** 4, 2004

Interception Return Yards

Game: 180 vs. Drake, 10/4/69

Season: 497, 1978; **Opp. Low:** 31, 1979

Most Points Allowed

1. Oklahoma, 2007	79
2. Rice, 2008	77
3. Nebraska, 1993	76
4. Navy, 2007	74
5. Nevada, 1991	72
6. Oklahoma, 1987	69
7. SMU, 1927	68
8. SMU, 1922	66
Arkansas, 2007	66
10. Texas, 2004	65
Nevada, 1997	65

Fewest Rushing Yards Per Game

1. 1967	71.2
2. 2003	104.7
3. 1989	112.8
4. 2001	116.9
5. 1966	118.4

Fewest Passing Yards Per Game

1. 1959	58.1
2. 1953	69.6
3. 1958	71.6
4. 1960	82.4
5. 1976	116.2

Fewest Total Yards Per Game

1. 1967	182.1
2. 1959	196.5
3. 1958	210.9
4. 1960	241.2
5. 1983	247.5

Fewest Points Per Game

1. 1915	1.2
2. 1932	2.2
3. 1920	5.5
1933	5.5
5. 1917	6.0

Most Interceptions

1. 1969	32
2. 1967	28
1978	28
4. 1970	26
5. 1968	25

Most Fumbles Recovered

1. 1971	36
2. 1976	28
3. 1952	26
1975	26
5. 1980	25

↳ Tackles

Season (since 1977)

1. Trent Touchstone, 1989	143
2. Craig Robertson, 2010	133
3. Brent Koch, 1991	126
Lance White, 1984	126
5. Zach Orr, 2013	123
6. Byron Gross, 1990	122
7. Cody Spencer, 2003	121
8. Chris Hurd, 2003	120
Walter Chapman, 1977	120
10. Taylor Casey, 2002	117

Career

1. Byron Gross, 1987-90	386
2. Craig Robertson, 2006-10	381
3. Brad Kassell, 1998-2001	365
Zach Orr, 2010-13	365
5. Lester Harper, 1980-83	362
6. Burks Washington, 1975-78	351
7. Lance White, 1983-86	325

↳ Interceptions

Game

1. Ken Fontno vs. Wichita St., 1971	3
Leonard Dunlap vs. Drake, 1969	3
Leonard Dunlap vs. BYU, 1969	3
Wilmer Levels vs. Drake, 1970	3
Bernie Barbour vs. Louisville, 1968	3
Ret Little vs. Louisville, 1967	3
Mike Shook vs. Cincinnati, 1967	3
James Wright vs. Louisville, 1961	3
Bill Brashier vs. Houston, 1951	3
Bill Sheffield vs. Stephen F. Austin, 1940	3
James Potts vs. Decatur Baptist, 1915	3

Season

1. Bill Brashier, 1951	10
2. Lyndon Fox, 1969	8
3. Ray Toole, 1957	7
Billy Ryan, 1962	7
Leonard Dunlap, 1970	7
Marty Morrison, 1978	7
David Morris, 1980	7

Career

1. Bill Brashier, 1949-51	19
2. Lyndon Fox, 1969-71	18
3. J.T. Smith, 1975-77	13
Leonard Dunlap, 1969-70	13
5. Jonas Buckles, 2001-04	11
Bernie Barbour, 1967-69	11
Don McGee, 1999-2002	11

Interception Return Yards

Game: 128, Ret Little vs. Louisville, 9/30/67

Season: 250, Leonard Dunlap, 1969

Career: 382, Leonard Dunlap, 1969-70

↳ Longest Plays

Interception Return

1. Don Baker vs. Midwestern St., 1955	100
J.T. Smith vs. Louisiana Tech, 1976	100
3. Maurice Holman vs. Middle Tennessee, 2005	99
4. Zac Whitfield vs. Nicholls, 2014	98
5. Tobe Nwigwe vs. Western Kentucky, 2008	97
Bill Rogers vs. SW Oklahoma, 1950	97
7. Charles Beatty vs. Southern Illinois, 1966	95
8. Clyde Wilkerson vs. McMurry, 1938	90
Leonard Dunlap, vs. Drake, 1969	90
10. Hurles Scales vs. West Texas St., 1972	88

↳ Sacks

Game (since 1998)

1. Tillman Johnson vs. Nicholls, 2014	3.0
Adrian Awasom vs. Utah St., 2004	3.0
Evan Cardwell vs. Baylor, 2003	3.0
Darrell Daniels vs. ULM, 2002	3.0
Corbin Montgomery vs. Texas Tech, 1999	3.0
6. K.C. Obi vs. Florida Atlantic, 2012	2.5
Aaron Bellazin vs. UTEP, 2013	2.5
8. 16 players tied	2.0

Season (since 1983)

1. Willis Hudson, 1994	14.5
2. Scott Blank, 1997	13.0
Roderick Manning, 1989	13.0
4. Ronnie Hickman, 1983	12.0
5. Matt Tiemann, 1985	11.0
6. Brandon Kennedy, 2002	10.0
Brad Spinks, 1996	10.0
8. Rex Johnson, 1988	9.0
Aaron Bellazin, 2013	9.0
10. Willis Hudson, 1995	8.5

Career (since 1983)

1. Willis Hudson, 1991-95	24.0
2. Adrian Awasom, 2001-04	20.0
Roderick Manning, 1986-89	20.0
4. Corbin Montgomery, 1997-99	19.5
5. Scott Blank, 1997-98	18.0
6. Brandon Akpunku, 2008-11	17.0
7. Brandon Kennedy, 2000-03	16.5
8. Jeremiah Chapman, 2004-07	15.5
9. Aaron Bellazin, 2010-13	15.0
10. Brandon McCoy, 2010-13	14.5

↳ Tackles For Loss

Game (since 2001)

1. Brandon Kennedy vs. Idaho, 2002	6.0
2. Adrian Awasom vs. Utah St., 2004	4.5
3. Evan Cardwell vs. Baylor, 2003	4.0
4. Tillman Johnson vs. Nicholls, 2014	3.0
Monte Stevenson vs. ULM, 2007	3.0
Eddrick Gilmore vs. FIU, 2007	3.0
Jeremiah Chapman vs. Florida Atlantic, 2005	3.0
Brandon Akpunku vs. Indiana, 2004	3.0
Brad Kassell vs. TCU, 2001	3.0
Brandon Kennedy vs. ULM, 2001	3.0

Season (since 2001)

1. Brandon Kennedy, 2002	24
2. Jeremiah Chapman, 2007	17
Brad Kassell, 1999	17
Brandon Kennedy, 2003	17
5. Adrian Awasom, 2004	14
6. Zach Orr, 2013	13.5
7. Aaron Bellazin, 2013	12.5
8. Brad Kassell, 2001	12
9. Scott Blank, 1997	11
10. K.C. Obi, 2012	10.5

Career (since 1996)

1. Brandon Kennedy, 2000-03	61.0
2. Brad Kassell, 1998-01	39.0
3. Adrian Awasom, 2001-04	32.0
4. Brandon Akpunku, 2008-11	27.0
5. Corbin Montgomery, 1996-99	26.0
6. Zach Orr, 2010-13	25.0
7. Aaron Bellazin, 2010-13	24.0
8. Derek Akunne, 2011-14	23.0
Craig Robertson, 2006-10	23.0
10. Brandon McCoy, 2010-13	21.5



RECORDS

↳ defense

↳ Year-By-Year Interception Leaders

Year	Name	No.	Yds.	Avg.
2014	James Jones	3	33	11.0
2013	Marcus Trice	5	62	12.4
2012	Zac Whitfield	3	--5	-1.7
2011	Royce Hill	2	88	44.0
	Brad Graham	2	15	7.5
	Steven Ford	2	15	7.5
2010	John Shorter	2	50	25.0
	Jeremy Phillips	2	18	9.0
2009	Royce Hill	3	58	19.3
2008	Tobe Nwigwe	3	98	32.7
2007	Craig Robertson	5	12	2.4
2006	Six players	1	--	--
2005	Aaron Weathers	3	31	10.3
2004	Markeith Knowlton	4	40	10.0
2003	Markeith Knowlton	4	38	9.5
2002	Don McGee	5	109	21.8
2001	Jonas Buckles	5	9	1.8
2000	Brad Kassell	4	23	5.8
	Don McGee	4	32	8.0
1999	Heath Moody	2	23	11.5
1998	Phillip Littlejohn	3	51	17.0
	Lawrence Ellis	3	0	0.0
1997	Five players	1	--	--
1996	Dhati Lewis	3	45	15.0
1995	Calvin Davis	3	0	0.0
1994	Dmitri Markham	5	12	2.4
1993	Greg Matthews	2	31	15.5
	Benny Cherry	2	18	9.0
1992	Tomur Barnes	3	33	11.0
1991	Tomur Barnes	3	51	17.0
	Donald Ericks	3	19	6.3
1990	Jeff Tutson	3	23	7.7
1989	Issac Barnett	3	19	6.3
1988	Kim Phillips	4	41	10.3
1987	Kim Phillips	4	60	15.0
1986	Mike Rhone	3	26	8.7
1985	Craig Birdsong	4	88	22.0
	Jerry Pickens	4	10	2.5
1984	Five players	1	--	--
1983	Jerry Pickens	3	23	7.7
1982	Andre Moore	3	15	5.0
1981	Zac Cypert	4	45	11.3
1980	David Morris	7	56	8.0
1979	Three players	2		
1978	Marty Morrison	7	111	15.9
1977	David Morris	3	51	17.0
	J.T. Smith	3	48	16.0
1976	J.T. Smith	4	143	35.8
1975	J.T. Smith	6	59	9.8
1974	Three players	3	--	--
1973	Don Dunlap	6	48	8.0
1972	Hurles Scales	5	131	26.2
1971	Ken Fontno	6	22	3.7
1970	Leonard Dunlap	7	132	18.9
1969	Lyndon Fox	8	64	8.0
1968	Bernie Barbour	6	87	14.5
1967	Mike Shook	7	42	6.0
1966	Billy Woods	6	138	23.0
1965	Larry Priestley	5	139	27.9
1964	Carl Lockhart	3	5	1.7
1963	Carl Lockhart	4	38	9.5
1962	Billy Ryan	7	174	24.9
1961	Butch Wright	4	88	22.0
1960	Ray Williamson	2	11	5.5
1959	Terry Parks	5	80	16.0
1958	Abner Haynes	5	122	24.4
1957	Ray Toole	7	133	19.0

↳ Year-By-Year Sack Leaders

(since 1983)

Year	Name	No.
2014	Chad Polk	5.5
2013	Aaron Bellazin	9.0
2012	K.C. Obi	5.5
2011	Brandon Akpunku	7.5
2010	Brandon Akpunku	3.5
2009	Brandon Akpunku	6
2008	Eddrick Gilmore	3
2007	Jeremiah Chapman	5
2006	Jeremiah Chapman	5
2005	Jeremiah Chapman	4
2004	Adrian Awasom	8
2003	Brandon Kennedy	6
	Evan Cardwell	6
2002	Brandon Kennedy	10
2001	Darrell Daniels	3
2000	Brad Kassell	3
	Corry Pertile	3
1999	Corbin Montgomery	5
1998	Corbin Montgomery	7
1997	Scott Blank	13
1996	Brad Spinks	10
1995	Willis Hudson	9
1994	Willis Hudson	15
1993	Chad Rudzik	3
1992	Russell McMillan	7
1991	Russell McMillan	4
	Bruce Walker	4
1990	Shawn Walsh	4
1989	Roderick Manning	13
1988	Rex Johnson	9
1987	Tom Middaugh	8
1986	Tom Middaugh	5
1985	Matt Tiemann	11
1984	Mike Thompson	7
1983	Ronnie Hickman	12

↳ Year-By-Year Tackles For Loss

(since 1996)

Year	Name	No.	Yards	Avg.
2014	Derek Akunne/Chad Polk	8.5	31/41	4.1
2013	Zach Orr	13.5	65	4.8
2012	K.C. Obi	10.5	47	4.5
2011	Brandon Akpunku	10.0	47	4.7
2010	Craig Robertson	10.0	37	3.7
2009	Brandon Akpunku	11.5	54	4.7
2008	Craig Robertson	7.5	20	2.7
2007	Jeremiah Chapman	17	72	4.2
2006	Jeremiah Chapman	9	41	4.6
2005	Jeremiah Chapman	9	39	4.0
2004	Adrian Awasom	14	47	3.3
2003	Brandon Kennedy	17	60	3.2
2002	Brandon Kennedy	24	102	4.3
2001	Brad Kassell	12	29	2.4
2000	Brandon Kennedy	10	24	2.4
1999	Brad Kassell	17	27	1.6
1998	Corbin Montgomery	6	15	2.5
1997	Scott Blank	11	54	4.9
1996	Brett Renfro	10	23	2.3

Most Sacks In A Single Season

Team	No.
1. 2002	45
2. 1997	39
2013	39
4. 1996	34
5. 1992	33
2014	33
7. 1994	31.5
8. 1985	29
9. 2011	27
10. 2004	25
2003	25

↳ Year-By-Year Tackle Leaders

Year	Name	UT	AT	TT
2014	Derek Akunne	65	43	108
2013	Zach Orr	57	66	123
2012	Zach Orr	57	51	108
2011	Zach Orr	39	35	74
2010	Craig Robertson	66	67	133
2009	Craig Robertson	67	40	107
2008	Tobe Nwigwe	51	60	111
2007	Jeremiah Champman	47	31	78
2006	Aaron Weathers	45	33	78
2005	Aaron Weathers	62	51	113
2004	Markeith Knowlton	65	23	88
2003	Cody Spencer	53	68	121
2002	Taylor Casey	61	56	117
2001	Cody Spencer	56	49	105
2000	Brad Kassell	72	43	115
1999	Brad Kassell	78	34	112
1998	Phillip Littlejohn	75	35	100
1997	Ron Boston	79	32	111
1996	Brett Renfro	71	27	98
1995	Brett Renfro	50	36	86
1994	Willis Hudson	48	33	81
1993	Sean Mayes	47	46	93
1992	Shawn Hicks	46	51	97
1991	Brad Koch	70	56	126
1990	Byron Gross	51	71	122
1989	Trent Touchstone	88	55	143
1988	Byron Gross	43	37	80
1987	Byron Gross	44	40	84
1986	Ed Fleming	52	53	105
1985	Lance White	52	48	100
1984	Lance White	57	69	126
1983	Lester Harper	57	39	96
1982	Lester Harper	53	70	123
1981	Zac Cypert	48	62	110
1980	Louis Haynes	75	33	108
1979	Louis Haynes	62	37	99
1978	Not available	--	--	--
1977	Burks Washington	70	40	110



↳ Team First Downs

Total

Game: 31, four times (last time vs. Ball St, 9/14/13)
Opp. Low: 3, New Mexico State, 10/17/64
Season: 279 (2013); **Opp. Low:** 103 (1958)

Rushing

Game: 25 vs. New Mexico State, 10/4/58
Opp. Low: 1, New Mexico St., 10/17/64
Season: 152, 1959; **Opp. Low:** 54, 1966 and 1967

Passing

Game: 26, vs. SMU, 9/8/07
Opp. Low: 0, on several occasions
Season: 140, 2013; **Opp. Low:** 27, 1959

Penalty

Game: 6 vs. West Texas State, 11/16/74; vs. New Mexico State, 11/6/82
Opp. Low: 0, on several occasions
Season: 25, 1982; **Opp. Low:** 1, 1961

↳ Team Penalties

Number

Game: 17 vs. Arkansas State, 11/15/03
Season: 114, 2003 **Opp. Low:** 33, 1959

Yards

Game: 239 vs. North Dakota, 9/27/52;
Season: 1,130, 2003; **Opp. Low:** 272, 1959

↳ Team Fumbles

Number

Game: 12 vs. Southern Mississippi, 10/31/81
Season: 48, 1984; **Opp. Low:** 18, 1961

↳ Single-Season Team Records

Most Wins

1. 1947	10
1977	10
3. 1959	9
1978	9
2003	9
2013	9

Most Losses

1. 2008	11
2. 1972	10
2007	10
2009	10
5. 1981	9
1982	9
1984	9
1995	9
1999	9
2005	9
2006	9
2010	9

Best Winning Percentage

1. 1977 (10-1)909
2. 1920 (7-1)875
1941 (7-1)875
4. 1932 (8-1-1)850
5. 1947 (10-2)833

↳ Yearly NCAA Statistical Leaders

Individual

Rushing (avg. per game)

2004 - Jamario Thomas, 180.1
 2003 - Patrick Cobbs, 152.7

Scoring (avg. per game)

2003 - Patrick Cobbs, 11.45

Pass Receptions (avg. per game)

2008 - Casey Fitzgerald, 9.42

Interceptions Returned For Touchdown

1969 - Leonard Dunlap, 3

Touchdown Passes

1967 - Steve Ramsey, 21

Touchdown Receptions

1967 - Ron Shanklin, 13

Interceptions

1957 - Ray Toole, 7

Punting

1955 - Don Baker, 45.0

Team

Interceptions

1967 - 28

Punt Return Average

1957 - 17.5

↳ Current NCAA Record Holders

Team - Game

Most Overtimes

Seven OT vs. Florida International, 10/7/06*

Most Plays Both Teams

196, San Diego State (99) and North Texas (97), 12/4/71

Most Combined Points In A Regulation Game

136, Navy (74) and North Texas (62), 11/10/07

Most Combined Points In A Quarter

63, Navy (35) and North Texas (28), 2nd Quarter, 11/10/07

Most Field Goals Attempted

9 vs. Florida International, 10/7/06*

Safeties Recorded

3, vs. UL-Lafayette, 9/27/2003*

Longest Fumble Return

100 Yards vs. Utah State, 10/9/2004*

Team - Season

Most Turnovers

61, in 1971

Lowest Average Yards Per Rush

(Min. 400 Rushes)

1.3, in 1966 (408 rushes for 513 yards)

Most Opponent Fumbles Recovered

36 in 1972

Individual - Game

Longest Fumble Return

100 yards - T.J. Covington, 2004*

Most Field Goals Attempted

9, Denis Hopovac, vs. FIU, 10/7/06*

Most Touchdown Passes In A Half

7, Giovanni Vizza, vs. Navy, 11/10/07

Most Touchdown Passes In A Game By A Freshman

8, Giovanni Vizza, vs. Navy, 11/10/07

Individual - Season

Earliest Game Reaching 1,000 Yards Rushing by a Freshman

5th Game - Jamario Thomas, 2004*

Most Games Gaining 200 Yards or More Rushing by a Freshman

6 Games - Jamario Thomas, 2004

Consecutive Games Gaining 200 Yards Rushing

5 Games - Jamario Thomas, 2004*

Individual - Career

Interceptions Per Game

2.3, Steve Ramsey, 1967-69
 (67 interceptions in 29 games)

↳ Former NCAA Record Holders

Career Touchdown Passes

69, Steve Ramsey, 1967-69

Career Total Offense Yards

6,568, Steve Ramsey, 1967-69

Career Touchdowns

71, Steve Ramsey, 1967-69

Career Points

436, Steve Ramsey, 1967-69

Career Pass Completions

491, Steve Ramsey, 1967-69

Career Touchdown Passes

69, Steve Ramsey, 1967-69

Career Passing Yards

7,076, Steve Ramsey, 1967-69

Career Pass Attempts

1,105, Steve Ramsey, 1967-69

Career TDs By A Passer/Receiver

Combination

30, Steve Ramsey and Ron Shanklin, 1967-69

Receptions In One Season

91, Marvin Walker, 1982 (I-AA)

Receptions In One Game

22, Marvin Walker vs. Tulsa, 11/20/82

Long Punt

91, Bart Helsley vs. NE Louisiana, 1990
 (Div. I-AA)

↳ Final National Rankings

1977 - No. 16 (UPI)

1983 - No. 4 (Div. I-AA)

1987 - No. 16 (Div. I-AA)

1988 - No. 12 (Div. I-AA)

1994 - No. 18 (Div. I-AA)

* Ties Record



RECORDS

↳ conference records

↳ Missouri Valley Conference

Team Records

Fewest Plays Allowed - Game

36, vs. New Mexico State, 1958

Passes Had Intercepted - Season

36 in 1969

Fewest Rushing Yards Allowed - Season

413 in 1966

Fewest Passing Yards Allowed - Season

581 in 1959

Most Interceptions - Season

32 in 1969

Individual Records

Interception Return Yards - Season

250, Leonard Dunlap, 1969

Kickoff Return Yards - Season

699, Ken Fontno, 1970

Passing Yards - Career

7,076, Steve Ramsey, 1967-69

Touchdown Passes - Career

69, Steve Ramsey, 1967-69

Interception Return Yards - Career

382, Leonard Dunlap, 1969-70

Punt Return Yards - Career

945, Bernie Barbour, 1967-69

↳ Southland Conference

Team Records

Most Fumbles Lost - Game

6, vs. McNeese State, 1984 (tie)

↳ Big West Conference

Team Records

Most Field Goals - Game

5, vs. Utah State, 1997 (tie with six teams)

Most Punting Yards - Season

3,975 in 1996

Individual Records

Most Field Goals Made - Game

5, Garrett Courtney, vs. Utah State, 1997 (tie)

Most Punts - Season

89, Toby Gowin, 1996

Most Punting Yards - Season

3,946, Toby Gowin, 1996

Longest Punt

92, Toby Gowin vs. Vanderbilt, 1996

Longest Field Goal

61, Garrett Courtney vs. Idaho, 1998

↳ Sun Belt Conference

Team Records

Most Pass Attempts - Season

553 in 2007

Most Pass Completions - Season

330 in 2007

Yards Per Pass Attempt - Season

8.7 in 2003

Touchdown Passes - Game

8 vs. Navy, 2007

Yards Per Pass Completion - Season

16.0 in 2003

Interceptions Thrown - Season

28 in 2007

Most Points By Two Teams - Game

136 vs. Navy, 2007

Field Goals Attempted - Game

9 vs. Florida Int'l, 2006

Field Goals Made - Game

5 vs. Florida Int'l, 2006

Yards Punted - Game

508 vs. TCU, 2002

Yards Punted - Season

3,673 in 2002

Punts Returns for Touchdowns - Game

1 vs. UL-Monroe 2005 (tie)

Most Kick Returns - Game

11 vs. Arkansas 2007 (tie)

Most Kick Returns - Season

85 in 2008

Quarterback Sacks - Season

44 in 2002

Safeties - Season

4 in 2003

Fewest Rushes Allowed - Season

380 in 2001

Fewest Points Allowed - Season

192 in 2002

Fewest Points Per Game - Season

12.8 in 2006

Most Fumbles Recovered - Game

6 vs. Florida International, 2005

↳ Individual Records

Rushing Yards - Season

1,801, Jamario Thomas, 2004

Rushing Attempts - Season

307, Patrick Cobbs, 2003

Rushing Attempts Per Game - Season

28.5, Jamario Thomas, 2004

Rushing Yards Per Game - Season

180.1, Jamario Thomas, 2004

Passing Attempts - Season

493, Giovanni Vizza, 2008

Passing Completions - Season

309, Giovanni Vizza, 2008

Passing Touchdowns - Game

8, Giovanni Vizza vs. Navy, 2007

Interceptions Thrown - Season

20, Giovanni Vizza, 2007

Longest Passing Play

99, Giovanni Vizza vs. ULM, 2007

Receiving Yards - Game

327, Casey Fitzgerald vs. SMU, 2007

Receiving Yards - Season

1,322, Casey Fitzgerald, 2007

Receiving Yards - Career

2,718, Johnny Quinn, 2003-06

Receptions - Game

17, Casey Fitzgerald vs. SMU, 2007

Receptions - Season

113, Casey Fitzgerald, 2008

Receptions - Career

229, Casey Fitzgerald, 2005-08

Receptions Per Game - Season

9.4, Casey Fitzgerald, 2008

Receiving Yards Per Game - Season

110.2, Casey Fitzgerald, 2007

Touchdown Receptions - Game

5, Casey Fitzgerald vs. Navy, 2007

Touchdown Receptions - Season

12, Casey Fitzgerald, 2007

All Purpose Yards Per Game - Season

181.5, Jamario Thomas, 2004

Touchdowns Responsible For - Game

8, Giovanni Vizza vs. Navy, 2007

Field Goals Attempted - Game

9, Dennis Hopovac vs. Florida International, 2007

Field Goals Made - Game

5, Dennis Hopovac vs. Florida International, 2007

Longest Field Goal

57, Jason Ball vs. Arkansas State, 2001

Most Punts - Game

12, Brad Kadlubar vs. Texas, 2004 &

Truman Spencer vs. Kansas State, 2005 (tie)

Most Punts - Season

85, Brad Kadlubar, 2002

Most Punts - Career

264, Truman Spencer, 2005-08

Yards Punted - Game

508, Brad Kadlubar vs. TCU, 2002

Yards Punted - Season

3,619, Brad Kadlubar, 2002

Yards Punted - Career

10,702, Truman Spencer, 2005-08

Longest Punt

79, Jason Ball vs. Middle Tennessee, 2001 (tie)

Interception Return Yards - Game

99, Maurice Holman vs. Middle Tennessee, 2005

Most Yards Per Interception Return - Career

51.0, Maurice Holman, 2004-07

Longest Interception Return

99, Maurice Holman vs. Middle Tennessee, 2005

Passes Defended - Career

30, Jonas Buckles, 2001-04



↳ Team Categories

Passing Offense

1994	Southland	268.6
1988	Southland	230.0
1969	Missouri Valley	294.4

Passing Defense

2009	Sun Belt	216.8
2002	Sun Belt	171.7

Total Offense

1994	Southland	392.8
1969	Missouri Valley	421.0

Total Defense

2003	Sun Belt	317.2
2002	Sun Belt	290.6
2001	Sun Belt	354.4
1969	Missouri Valley	309.9

Rushing Offense

2010	Sun Belt	202.2
2004	Sun Belt	186.4
1961	Missouri Valley	210.1

Rushing Defense

2003	Sun Belt	104.7
2002	Sun Belt	118.9
2001	Sun Belt	127.5
1969	Missouri Valley	122.4

Scoring Offense

2004	Sun Belt	25.8
1994	Southland	29.4

Scoring Defense

2013	Conference USA	17.8
2003	Sun Belt	21.9
2002	Sun Belt	14.8
2001	Sun Belt	22.5
1983	Southland	10.6
1969	Missouri Valley	17.4

Kickoff Returns

2009	Sun Belt	22.3
2002	Sun Belt	22.5

Punting

2011	Sun Belt	39.9
2006	Sun Belt	38.0
2003	Sun Belt	36.6
2002	Sun Belt	37.2

Sacks

2013	Conference USA	39
2003	Sun Belt	26
2002	Sun Belt	44

Red Zone Offense

2014	Conference USA	33-35 (94.3)
------	----------------	--------------

Red Zone Defense

2013	Conference USA	62.9 (22-35)
------	----------------	--------------

Field Goals

2014	Conference USA	88.2 (15-17)
------	----------------	--------------

↳ Individual Categories

Total Offense

1994	Mitch Maher	Southland	3,190
1990	Scott Davis	Southland	2,193
1988	Scott Davis	Southland	2,848
1970	Joe Milton	MO Valley	2,038
1969	Steve Ramsey	MO Valley	2,637
1967	Steve Ramsey	MO Valley	1,564
1957	Ray Toole	MO Valley	683

Passing

1994	Mitch Maher	Southland	2,840
1988	Scott Davis	Southland	2,409
1970	Joe Milton	MO Valley	1,825
1969	Steve Ramsey	MO Valley	2,828
1967	Steve Ramsey	MO Valley	1,732
1957	Ray Toole	MO Valley	367

Rushing

2005	Patrick Cobbs	Sun Belt	1,154
2004	Jamario Thomas	Sun Belt	1,801
2003	Patrick Cobbs	Sun Belt	1,680
1968	Leo Taylor	MO Valley	1,017
1963	Dwain Bean	MO Valley	541
1962	Dwain Bean	MO Valley	657
1961	Bobby Smith	MO Valley	541
1957	Abner Haynes	MO Valley	639

Scoring

2010	Lance Dunbar	Sun Belt	96
2009	Lance Dunbar	Sun Belt	114
2004	Jamario Thomas	Sun Belt	102
2003	Patrick Cobbs	Sun Belt	126
1988	Keith Chapman	Southland	94
1966	John Love	MO Valley	88
1961	Bobby Smith	MO Valley	42
1957	David Lott	MO Valley	42

Receiving Yards

2008	Casey Fitzgerald	Sun Belt	1,119
2007	Casey Fitzgerald	Sun Belt	1,322
1994	David Brown	Southland	977
1972	David Yaege	MO Valley	738
1970	Ret Little	MO Valley	733
1969	Barry Moore	MO Valley	1,130

Receptions

2008	Casey Fitzgerald	Sun Belt	113
2007	Casey Fitzgerald	Sun Belt	111
1994	David Brown	Southland	63

Kickoff Returns

1998	Broderick McGrew	Big West	32.6
1970	Ken Fontno	MO Valley	21.8

Punt Returns

2013	Brelan Chancellor	Conf. USA	
1957	Abner Haynes	MO Valley	39.3

Interceptions

2001	Jonas Buckles	Sun Belt	5
2000	Don McGee	Big West	4
2000	Brad Kassell	Big West	4
1970	Leonard Dunlap	MO Valley	7
1967	Mike Shook	MO Valley	7
1957	Ray Toole	MO Valley	7

Punting

2011	Will Atterberry	Sun Belt	43.5
2008	Truman Spencer	Sun Belt	42.4
2002	Brad Kadlubar	Sun Belt	42.6
1997	John Baker	Big West	47.2
1996	Toby Gowin	Big West	44.3
1971	David Yaege	MO Valley	41.2
1967	James Russell	MO Valley	40.8
1964	Carl Lockhart	MO Valley	39.6

Field Goals

2010	Zach Olen	Sun Belt	1.44
------	-----------	----------	------

Tackles

2010	Craig Robertson	Sun Belt	133
------	-----------------	----------	-----

Quarterback Sacks

2013	Aaron Bellazin	C-USA	9.0
2003	Brandon Kennedy	Sun Belt	6
2002	Brandon Kennedy	Sun Belt	10

Tackles For Loss

2007	Jeremiah Chapman	Sun Belt	17
2003	Brandon Kennedy	Sun Belt	20
2002	Brandon Kennedy	Sun Belt	25



RECORDS

↳ annual team statistics

Year	Total Offense	Rushing Offense	Rushing TDs	Passing Offense	Passing TDs	Total Defense	Rushing Defense	Passing Defense	Offensive PF	Offensive AVG	Defensive PA	Defensive AVG
2014	3,911	1,838	21	2,073	13	4,433	1,941	2,492	326	27.2	358	29.8
2013	5,336	2,349	31	2,987	16	4,533	1,567	2,966	414	31.8	231	17.8
2012	4,751	2,102	17	2,649	14	5,012	1,984	3,028	251	20.9	334	27.8
2011	4,101	1,829	19	2,272	14	5,151	1,962	3,190	298	24.8	369	30.7
2010	4,503	2,426	17	2,077	16	4,734	2,219	2,515	287	23.9	356	29.7
2009	4,904	2,223	27	2,681	15	4,948	2,347	2,601	319	26.6	427	35.6
2008	4,356	1,528	14	2,828	15	5,791	2,485	3,306	240	20.0	571	47.6
2007	4,901	1,425	16	3,476	21	5,837	2,756	3,081	298	24.8	541	45.1
2006	2,786	1,404	5	1,382	9	4,061	1,792	2,269	154	12.8	304	25.3
2005	2,991	1,569	8	1,422	9	4,803	2,430	2,373	157	14.3	346	31.5
2004	4,128	2,237	21	1,891	14	4,970	2,074	2,896	309	25.8	358	29.8
2003	4,257	2,308	28	1,949	15	4,124	1,361	2,763	358	27.5	285	21.9
2002	3,699	2,372	23	1,327	8	3,733	1,542	2,231	249	19.2	192	14.8
2001	3,324	1,764	13	1,560	18	3,898	1,403	2,495	275	22.9	293	24.4
2000	2,657	1,477	10	1,180	7	4,177	2,011	2,166	162	14.7	300	27.3
1999	2,698	1,493	5	1,205	6	4,401	2,382	2,019	118	10.7	291	26.5
1998	2,844	1,558	10	1,286	7	4,588	2,369	2,217	173	15.7	297	27.0
1997	3,395	1,463	11	1,432	14	4,658	2,157	2,501	232	21.1	331	30.1
1996	2,393	1,108	8	1,285	6	4,294	1,753	2,541	161	14.6	293	26.6
1995	3,182	835	7	2,347	17	5,255	2,685	2,570	200	18.2	424	38.5
1994	4,643	1,425	15	3,218	27	3,977	1,965	2,012	343	28.6	261	21.8
1993	4,031	1,413	17	2,626	24	4,417	2,681	1,836	328	29.8	365	33.2
1992	3,629	1,449	18	2,180	11	3,545	1,683	1,892	246	22.4	261	23.7
1991	2,975	1,177	5	1,615	10	3,403	1,785	1,551	135	12.3	327	29.7
1990	3,647	2,091	20	1,550	7	3,663	1,602	2,001	223	20.3	211	19.2
1989	3,452	1,433	11	2,019	13	3,875	1,241	2,634	217	19.7	253	23.0
1988	4,526	1,810	20	2,716	14	3,782	1,887	1,895	330	27.5	174	14.5
1987	3,028	1,858	15	1,170	10	3,524	1,862	1,680	233	20.2	247	20.6
1986	3,094	2,344	21	750	5	3,321	1,675	1,546	222	22.2	204	20.4
1985	2,818	1,820	10	998	6	3,575	1,624	1,951	150	13.6	203	18.5
1984	2,337	1,423	5	914	2	3,475	1,897	1,578	86	7.8	211	19.2
1983	3,495	1,731	16	1,764	17	2,970	1,423	1,547	276	23.0	137	11.4
1982	3,428	800	2	2,628	19	4,569	2,291	2,278	179	16.3	283	25.7
1981	2,561	727	9	1,834	4	3,541	1,954	1,587	111	10.1	235	21.4
1980	4,221	2,366	21	1,855	11	3,631	1,495	2,136	268	24.4	252	22.9
1979	3,853	1,927	18	1,656	6	4,188	2,553	1,635	182	16.5	235	21.4
1978	3,948	2,089	20	1,859	12	3,300	1,564	1,736	277	25.2	150	13.6
1977	3,921	2,012	24	1,909	15	3,166	1,632	1,534	305*	30.5*	162*	16.2*
1976	3,075	1,585	17	1,490	11	3,174	1,896	1,278	232	21.1	145	13.2
1975	2,671	1,523	15	1,148	9	3,226	1,868	1,358	200	18.2	210	19.1
1974	2,935	1,692	8	1,243	7	3,420	1,911	1,509	134	12.2	239	21.7
1973	2,800	815	7	1,985	11	3,615	1,710	1,905	153	13.9	243	22.1
1972	2,927	1,199	12	1,728	7	4,342	2,339	2,003	148	13.5	354	32.2
1971	2,513	1,125	NA	1,388	9	3,523	2,188	1,335	155	14.1	321	29.2
1970	3,008	833	11	2,175	9	3,167	1,852	1,315	173	15.7	227	20.6
1969	4,210	1,266	13	2,944	25	3,099	1,224	1,875	316	31.6	174	17.4
1968	3,923	1,377	10	2,546	25	2,944	1,282	1,662	297	29.7	184	18.4
1967	2,996	984	NA	2,012	25	1,821	712	1,109	278	27.8	138	13.8
1966	3,094	499	NA	2,595	25	2,706	513	2,193	298	29.8	141	14.1
1965	3,062	890	NA	2,172	14	4,029	1,837	2,192	181	18.1	312	31.2
1964	2,099	1,123	NA	976	6	2,597	1,244	1,353	78	7.8	172	17.2
1963	2,157	1,735	9	422	6	2,855	1,718	1,137	108	12.0	195	21.7
1962	2,344	1,910	NA	434	4	2,999	1,443	1,556	174	17.4	182	18.2
1961	2,444	2,109	22	335	0	2,897	1,717	1,180	162	16.2	206	20.6
1960	2,198	1,392	12	806	3	2,412	1,670	742	107	11.9	208	23.1
1959	3,713	2,908	NA	805	7	1,965	1,384	581	303	27.5	103	9.4
1958	3,059	2,118	NA	941	NA	2,019	1,301	718	197	19.7	93	9.3
1957	2,969	2,308	NA	661	8	2,587	1,687	900	191	19.1	150	15.0
1956	2,633	1,781	NA	852	NA	2,513	1,576	937	188	18.8	131	13.1
1955	2,554	1,779	NA	865	9	2,714	1,961	753	197	19.7	159	15.9
1954	2,873	1,848	13	1,025	10	3,037	2,111	926	151	15.1	176	17.6
1953	3,270	2,512	NA	1,103	4	2,513	1,816	697	167	16.7	167	16.7
1952	3,434	2,593	NA	841	7	2,536	1,540	996	276	27.6	137	13.7
1951	4,845	3,207	NA	1,638	17	2,617	1,795	822	434	36.2	132	11.0

Bold - North Texas record

*doesn't include forfeit to Mississippi State



↳ North Texas record as a ranked team (Ranking from Coaches poll)

Date	Team	NT Ranking	Result	Location
Nov. 19, 1977	Louisiana Tech	No. 14	W, 41-14	Ruston, Louisiana

Totals: 1-0, Home: 0-0, Away: 1-0

↳ North Texas vs. Ranked Opponents (All rankings are from the Associated Press poll)

Date	Team	Ranking	Result	Location
Aug. 30, 2014	at Texas	No. 24	L, 38-7	Austin, Texas
Sept. 21, 2013	at Georgia	No. 9	L, 45-21	Athens, Georgia
Sept. 15, 2012	at Kansas State	No. 14	L, 35-21	Manhattan, Kansas
Sept. 1, 2012	at LSU	No. 1	L, 41-14	Baton Rouge, Louisiana
Sept. 17, 2011	at Alabama	No. 2	L, 41-0	Tuscaloosa, Alabama
Sept. 19, 2009	at Alabama	No. 4	L, 53-7	Tuscaloosa, Alabama
Sept. 13, 2008	at LSU	No. 7	L, 41-3	Baton Rouge, Louisiana
Sept. 1, 2007	at Oklahoma	No. 8	L, 79-10	Norman, Oklahoma
Sept. 2, 2006	at Texas	No. 3	L, 56-7	Austin, Texas
Oct. 29, 2005	at LSU	No. 7	L, 56-3	Baton Rouge, Louisiana
Sept. 4, 2004	at Texas	No. 7	L, 65-0	Austin, Texas
Aug. 30, 2003	at Oklahoma	No. 1	L, 37-3	Norman, Oklahoma
Aug. 31, 2002	at Texas	No. 4	L, 27-0	Austin, Texas
Sept. 8, 2001	at Oklahoma	No. 3	L, 37-10	Norman, Oklahoma
Sept. 23, 2000	at Kansas St.	No. 4	L, 55-10	Manhattan, Kansas
Sept. 26, 1998	at Texas A&M	No. 17	L, 28-9	College Station, Texas
Sept. 27, 1997	vs. Texas A&M	No. 22	L, 36-10	Irving, Texas (Texas Stadium)#
Sept. 14, 1996	at Arizona St.	No. 18	L, 52-7	Tempe, Arizona
Sept. 23, 1995	at Oklahoma	No. 10	L, 51-10	Norman, Oklahoma
Sept. 4, 1993	at Nebraska	No. 8	L, 76-14	Lincoln, Nebraska
Sept. 14, 1991	at Oklahoma	No. 9	L, 40-2	Norman, Oklahoma
Sept. 22, 1990	at Texas A&M	No. 12	L, 40-8	College Station, Texas
Sept. 5, 1987	at Oklahoma	No. 1	L, 69-14	Norman, Oklahoma
Sept. 20, 1986	at Texas A&M	No. 16	L, 48-28	College Station, Texas
Sept. 14, 1985	at Oklahoma St.	No. 8	L, 10-9	Stillwater, Oklahoma
Sept. 22, 1984	at SMU	No. 7	L, 24-6	Irving, Texas (Texas Stadium)\$
Sept. 24, 1983	at Texas	No. 2	L, 26-6	Austin, Texas
Oct. 2, 1982	at SMU	No. 7	L, 38-10	Irving, Texas (Texas Stadium)\$
Nov. 20, 1982	vs. Tulsa	No. 20	L, 38-20	Denton, Texas
Sept. 19, 1981	at Texas	No. 9	L, 23-10	Austin, Texas
Nov. 8, 1980	at BYU	No. 13	L, 41-23	Provo, Utah
Sept. 22, 1979	at SMU	No. 18	L, 20-9	Irving, Texas (Texas Stadium)\$
Oct. 14, 1978	at Texas	No. 12	L, 26-16	Austin, Texas
Sept. 3, 1977	at Mississippi St.	No. 16	L, 17-15	Starkville, Mississippi**
Oct. 29, 1977	at Florida St.	No. 20	L, 35-14	Tallahassee, Florida
Sept. 18, 1976	at Texas	No. 19	L, 17-14	Austin, Texas
Sept. 27, 1975	at Oklahoma St.	No. 17	L, 61-7	Stillwater, Oklahoma
Nov. 2, 1974	vs. San Diego St.	No. 20	W, 14-9	Denton, Texas
Oct. 28, 1972	at Arkansas	No. 18	L, 42-16	Fayetteville, Arkansas
Oct. 26, 1968	at Arkansas	No. 16	L, 17-15	Fayetteville, Arkansas
Oct. 23, 1965	at Arkansas	No. 1	L, 55-20	Little Rock, Arkansas
Sept. 22, 1956	at Ole Miss	No. 13	L, 45-0	Oxford, Mississippi
Sept. 17, 1954	at Ole Miss	No. 10	L, 35-12	Oxford, Mississippi
Oct. 3, 1953	at Mississippi St.	No. 11	L, 21-6	Starkville, Mississippi
Nov. 7, 1953	at Ole Miss	No. 12	L, 35-12	Oxford, Mississippi
Sept. 16, 1950	at Kentucky	No. 13	L, 25-0	Lexington, Kentucky
Oct. 9, 1948	at Nevada	No. 19	L, 48-7	Reno, Nevada

#-North Texas home game

\$-SMU home game

-game later forfeited to North Texas

Totals: 1-46 Home: 1-2, Away: 0-44

↳ Streaks

Longest Winning Streak In School History

1. 1932-33 9 games
2. 2003, Sept. 27 thru Dec. 16 8 games
- 1959, Sept. 17 thru Nov. 14 8 games
- 1947-48, Oct. 4 thru Jan. 1 8 games
5. four different times, most recent 2004 7 games

Longest Losing Streak In School History

1. 2008, Aug. 30 thru Oct. 25 8 games
- 1984, Sept 15 thru Nov. 10 8 games
3. 1972, Sept. 16 thru Nov. 4 7 games
- 2005-06, Oct. 22 thru Sept. 9 7 games
5. Twice, most recent 2009 6 games



RECORDS

↳ all-time results

↳ The J. W. Pender Era 3-4 Career

1913 (0-1)

L.....TCU.....0-13

1914 (3-3)

L.....TCU.....0-40
L.....at SE Oklahoma.....0-39
W.....at Burleson College.....25-0
W.....DALLAS UNIVERSITY.....13-2
L.....TERRELL ACADEMY.....0-6
W.....at Sam Houston.....18-0

↳ The J.W. St. Clair Era 20-10-2

1915 (4-1)

W.....at Sam Houston.....6-0
W.....DECATUR BAPTIST.....75-0
W.....at Texas State.....14-0
W.....at Decatur Baptist.....53-0
L.....at Dallas University.....0-6

1916 (4-3-1)

W.....SE OKLAHOMA.....6-0
W.....at Decatur Baptist.....12-0
L.....at Dallas University.....0-42
L.....at Trinity.....7-12
T.....at Texas State.....0-0
W.....THORP SPRINGS.....48-0
L.....MERIDIAN.....12-13
W.....EAST TEXAS STATE.....40-7

1917 (6-1)

10/1.....L.....at Burleson College.....0-14
10/8.....W.....at Hardin Simmons.....14-8
10/15.....W.....SE OKLAHOMA.....27-0
10/29.....W.....at Austin College.....19-13
11/5.....W.....at Decatur Baptist.....48-0
11/19.....W.....DALLAS UNIVERSITY...13-0
11/23.....W.....MERIDIAN.....25-7

1918 (1-2-1)

L.....AUSTIN COLLEGE.....7-9
L.....at TCU.....0-39
T.....at SE Oklahoma.....7-7
W.....DECATUR BAPTIST.....25-3

1919 (5-3)

10/4.....W.....at TCU.....14-6
10/11.....W.....DALLAS UNIVERSITY...87-6
10/18.....W.....at Tarleton State.....44-0
10/25...W.....SE OKLAHOMA.....53-6
11/1.....L.....at Hardin-Simmons.....0-23
11/8.....L.....at Burleson College.....0-16
11/15.....L.....at Austin College*.....0-1
11/22.....W.....at Edmond Normal.....35-6
*Forfeit

↳ The Theron J. Fouts Era 23-14-2 Career

1920 (7-1)

W.....at Burleson College.....48-12
W.....at Hardin-Simmons.....7-6
W.....OKLAHOMA BAPTIST.....29-0
W.....MERIDIAN.....41-0
W.....SE OKLAHOMA.....47-0
L.....at Tarleton State.....7-20
W.....BAYLOR FRESHMAN.....28-0
W.....TEXAS STATE.....20-6

1921 (3-3)

W.....UTA.....41-6
L.....HARDIN-SIMMONS.....0-6
L.....TARLETON STATE.....0-13
W.....at Wesley College.....33-6
W.....BURLESON COLL.....61-12
L.....at Texas State.....0-14

1922 (5-2-1)

L.....Baylor.....0-55
L.....at SMU.....0-66
W.....at Burleson College.....13-9
T.....UTA.....7-7
W.....East Texas State.....30-0
W.....TRINITY.....13-6
W.....UTA.....6-0
W.....TEXAS STATE.....16-13

1923 (3-5)

L.....at SMU.....0-41
L.....at Baylor.....7-33
L.....UTA.....12-30
L.....at Trinity.....0-6
W.....SAM HOUSTON.....18-6
W.....WEST TEXAS STATE.....14-6
L.....at Austin College.....0-28
W.....at Texas State.....12-7

1924 (5-3-1)

L.....at SMU.....3-7
L.....at Baylor.....0-30
W.....at Decatur Baptist.....15-3
W.....at Daniel Baker.....10-0
L.....TEXAS STATE.....6-10
W.....at Sam Houston.....7-0
W.....at Hardin-Simmons.....12-7
W.....at West Texas State.....14-7
T.....TRINITY.....0-0

↳ The John B. Reid Era 16-18-3 Career

1925 (6-4)

9/26.....L.....at SMU.....0-48
10/3.....L.....at Baylor.....6-20
10/10....W.....at Decatur Baptist.....27-0
10/17....W.....at Stephen F. Austin.....10-0
10/23...W.....E. TEXAS STATE.....33-13
10/30....W.....at West Texas State.....6-0
11/6.....L.....at Hardin-Simmons.....0-10
11/11...W.....DANIEL BAKER.....13-8
11/19...W.....at Texas State.....10-6
11/26...L.....TRINITY.....6-16

1926 (5-3-1)

9/24.....L.....at SMU.....0-42
.....W.....DECATUR BAPTIST.....16-0
.....W.....at Stephen F. Austin.....9-6
10/23....L.....ABILENE CHRISTIAN..10-13
10/30...W.....WEST TEXAS STATE.....16-3
.....T.....HARDIN SIMMONS.....7-7
.....W.....at East Texas State.....21-7
11/18...W.....TEXAS STATE.....13-12
.....L.....at Trinity.....7-14

1927 (1-6-2)

L.....at SMU.....0-68
L.....at Hardin-Simmons.....0-14
W.....DECATUR BAPTIST.....12-0
T.....STEPHEN F. AUSTIN.....12-12
L.....ABILENE CHRISTIAN.....0-33
L.....at Texas State.....0-38
L.....at McMurry.....0-15
T.....EAST TEXAS STATE.....7-7
L.....at Trinity.....0-37

1928 (4-5)

L.....at SMU.....6-33
L.....at Baylor.....0-40
W.....DECATUR BAPTIST.....33-0
W.....at Stephen F. Austin.....14-7
W.....TEXAS STATE.....17-0
L.....at Texas A&M.....0-44
L.....at East Texas State.....12-13
L.....MCMURRY.....0-2
W.....at Austin College.....6-0

↳ The Jack Sisco Era 74-37-10 Career

1929 (4-3-2)

L.....at SMU.....3-13
L.....at TCU.....0-25
W.....at Decatur Baptist.....97-0
W.....STEPHEN F. AUSTIN.....31-0
W.....at Trinity.....7-0
L.....at Baylor.....0-32
W.....EAST TEXAS STATE.....34-0
T.....at Texas State.....0-0
T.....at Sam Houston.....6-6

1930 (5-4-1)

9/20.....L.....TCU.....0-47
9/27.....L.....at Baylor.....0-33
10/3.....L.....at Austin College.....0-6
10/10....T.....at Southwestern.....13-13
10/17...W.....TRINITY.....9-6
10/24....W.....at Abilene Christian.....20-12
11/1.....W.....at Stephen F. Austin.....13-6
11/11...W.....at East Texas State.....19-0
11/18...L.....at Sam Houston.....0-13
11/28...W.....TEXAS STATE.....13-0

TIAA Conference Champions

1931 (8-3)

9/19.....L.....at TCU.....6-33
9/26.....L.....at SMU.....0-13
10/2.....W.....AUSTIN COLLEGE.....21-6
10/9.....W.....at Southwestern.....25-0
10/17...L.....TRINITY.....0-7
10/23....W.....at Abilene Christian.....6-0
10/31...W.....STEPHEN F. AUSTIN.....33-0
11/11...W.....at East Texas State.....13-0
11/16...W.....SAM HOUSTON.....19-0
11/25...W.....at Texas State.....20-0
12/8.....W.....DANIEL BAKER.....32-13

Lone Star Conference Champions

1932 (8-1-1)

L.....at TCU.....2-14
T.....at SMU.....0-0
W.....AUSTIN COLLEGE.....54-0
W.....at Southwestern.....20-0
W.....ABILENE CHRISTIAN.....13-0
W.....STEPHEN F. AUSTIN.....31-0
W.....at Sam Houston St.....7-6
W.....at East Texas State.....27-6
W.....at Trinity.....20-0
W.....TEXAS STATE.....6-0

1933 (3-4-2)

W.....at SMU.....7-0
L.....TCU.....0-13
T.....SOUTHWESTERN.....0-0
L.....at Abilene Christian.....0-6
W.....at Stephen F. Austin.....22-6
L.....at Sam Houston.....7-19
L.....EAST TEXAS STATE.....0-6
W.....TRINITY.....13-0
T.....at Texas State.....0-0

1934 (5-4)

9/22.....L.....at SMU.....0-33
9/29.....L.....at TCU.....0-27
10/5.....W.....at Southwestern.....6-0
10/15...W.....ABILENE CHRISTIAN.....6-0
10/26...W.....STEPHEN F. AUSTIN.....14-0
11/1.....L.....at Sam Houston.....0-7
11/9.....L.....at East Texas State.....0-3
11/16...W.....TRINITY.....21-9
11/23...W.....at Texas State.....3-0

Lone Star Conference Co-Champions

1935 (5-3-1)

9/21.....L.....at SMU.....0-29
9/28.....L.....at TCU.....11-28
10/4.....W.....SOUTHWESTERN.....34-0
10/11...T.....at Abilene Christian.....13-13
10/25...L.....at Stephen F. Austin.....7-9
11/1.....L.....at SAM HOUSTON.....20-0
11/8.....W.....EAST TEXAS STATE.....30-6
11/15...W.....at Trinity.....13-8
11/22...W.....at Texas State.....6-0

Lone Star Conference Champions

1936 (6-2-1)

9/26.....L.....at SMU.....0-6
10/3.....L.....at Southwestern.....7-12
10/9.....W.....ABILENE CHRISTIAN..18-0
10/16...W.....STEPHEN F. AUSTIN.....27-7
10/22...T.....at Austin College.....0-0
10/30...W.....at Sam Houston.....27-7
11/6.....W.....at East Texas State.....6-0
11/13...W.....TRINITY.....26-6
11/20...W.....TEXAS STATE.....14-0

1937 (4-4-2)

9/18.....L.....AUSTIN COLLEGE.....0-6
9/25.....L.....at SMU.....3-14
10/1.....L.....SOUTHWESTERN.....6-7
10/8.....W.....ABILENE CHRISTIAN..22-14
10/16....T.....at McMurry.....0-0
10/23...T.....at Stephen F. Austin.....6-6
10/29...W.....SAM HOUSTON.....13-6
11/5.....W.....at Texas State.....10-3
11/12...W.....at Trinity.....14-7
11/20...L.....EAST TEXAS STATE.....0-20

1938 (7-4)

9/18.....W.....at Howard Payne.....13-0
9/24.....L.....at SMU.....7-34
10/1.....W.....at Southwestern.....27-6
10/8.....L.....at Abilene Christian.....0-6
10/14...W.....MCMURRY.....46-7
10/21...W.....STEPHEN F. AUSTIN.....27-6
10/28...L.....at Sam Houston.....0-18
11/4.....W.....at Texas State.....7-6
11/12...W.....at Austin College.....32-2
11/19...L.....at East Texas State.....3-7
12/2.....W.....PITTSBURG STATE.....28-0

Lone Star Conference Champions

1939 (6-1)

9/23.....W.....at Abilene Christian.....9-0
10/7.....L.....at SMU.....0-16
10/20...W.....at Stephen F. Austin.....14-0
10/29...W.....SAM HOUSTON.....24-13
11/3.....W.....at Texas State.....26-0
11/11...W.....AUSTIN COLLEGE.....27-0
11/18...W.....EAST TEXAS STATE.....16-13



Lone Star Conference Champions

1940 (6-3)

9/21.....L..... at Abilene Christian.....	13-19
9/28.....L..... at Baylor.....	20-27
10/5.....L..... at SMU.....	7-20
10/11...W... at ARK-MONTICELLO.....	79-0
10/18...W... STEPHEN F. AUSTIN.....	27-0
10/25...W... at Sam Houston.....	7-6
11/1.....W... TEXAS STATE.....	22-0
11/8.....W... AUSTIN COLLEGE.....	14-0
11/16...W... at East Texas State.....	10-7

Lone Star Conference Champions

1941 (7-1)

9/27.....L..... at SMU.....	0-54
10/4.....W... at Hardin-Simmons.....	7-3
10/10...W... ARKANSAS A&M.....	60-0
10/17...W... at Stephen F. Austin.....	28-0
10/24...W... SAM HOUSTON.....	19-0
10/31...W... at Texas State.....	10-6
11/7.....W... AUSTIN COLLEGE.....	26-6
11/15...W... EAST TEXAS STATE.....	15-8

↳ The Lloyd Russell Era 3-5 Career

1942 (3-5)

9/18.....L..... at Howard Payne.....	0-14
9/26.....L..... at SMU.....	7-26
10/3.....L..... at Hardin-Simmons.....	0-34
10/10...W... FORT HOOD.....	47-0
10/24...L..... at Sam Houston.....	20-21
10/30...W... TEXAS STATE.....	10-6
11/6.....W... AUSTIN COLLEGE.....	32-12
11/13...L..... at East Texas State.....	7-16

1943-45

(North Texas did not have a football team because of World War II)

↳ The Odus Mitchell Era 122-85-9

Lone Star Conference Champions

1946 (7-3-1)

9/21.....L..... at Texas A&M.....	0-47
9/28.....W... AUSTIN COLLEGE.....	14-0
10/5.....L..... at Abilene Christian.....	0-6
10/12...W... at Fort Sam Houston.....	23-7
10/19...L..... SAM HOUSTON.....	0-12
10/26...W... at Stephen F. Austin.....	9-0
11/2.....W... at Southwest Texas.....	6-0
11/9.....T... at McMurry.....	7-7
11/16...W... at Houston.....	7-3
11/23...W... EAST TEXAS STATE.....	47-7
12/21...W... Pacific^.....	14-13

^ Optimist Bowl (Houston, Texas)

Lone Star Conference Champions

1947 (10-2)

9/13.....W... at Midwestern.....	27-6
9/20.....W... BROOKE GEN. HOSP.....	44-0
9/27.....L..... at Arkansas.....	0-12
10/4.....W... at Florida.....	20-12
10/18...W... STEPHEN F. AUSTIN.....	13-7
10/25...W... at Sam Houston.....	27-0
11/1.....W... TEXAS STATE.....	27-7
11/7.....W... at Trinity.....	33-7
11/15...W... HOUSTON.....	33-0
11/22...W... at East Texas State.....	12-6
11/27...W... at Chattanooga.....	14-7
1/1.....L..... at Nevada #.....	6-13

Salad Bowl (Phoenix, Ariz.)

1948 (6-4)

9/17.....L..... at Oklahoma City.....	6-14
9/25.....W... RANDOLPH FIELD.....	86-0
10/2.....W... at West Texas State.....	20-7
10/9.....L..... at #19 Nevada.....	7-48
10/16...W... at Stephen F. Austin*.....	19-6
10/23...W... SAM HOUSTON*.....	37-7
10/30...L..... at Texas State*.....	14-24
11/6.....W... TRINITY.....	27-12
11/13...L..... at Houston.....	6-8
11/20...W... EAST TEXAS ST.* (HC) ..	27-7

1949 (8-4)

9/10.....W... at Howard Payne.....	34-14
9/17.....L..... at Hardin-Simmons.....	7-13
9/24.....L..... at Arkansas.....	19-33
9/30.....W... at Oklahoma City.....	26-7
10/8.....L..... MIDWESTERN*.....	17-20
10/15...W... STEPHEN F. AUSTIN.....	25-6
10/22...W... at Sam Houston St.....	41-14
10/29...W... TEXAS STATE.....	41-7
11/5.....W... at Trinity*.....	32-21
11/12...W... HOUSTON* (HC).....	28-23
11/19...W... at East Texas State.....	59-6
11/24...L..... at Nevada.....	7-28

Gulf Coast Conference

Co-Champions

1950 (7-2-1)

9/16.....L..... at #13 Kentucky.....	0-25
9/23.....W... at East Texas State.....	42-20
9/30.....L..... at Arkansas.....	6-50
10/7.....W... at SW Oklahoma.....	76-6
10/13...T... at Midwestern.....	7-7
10/21...W... at Chattanooga.....	19-14
11/4.....W... TRINITY.....	35-6
11/11...W... at Houston.....	16-13
11/18...W... NEVADA.....	34-21
11/25...W... at Fresno State.....	31-12

Gulf Coast Conference

Champions

1951 (8-4)

9/15.....W... at Lamar.....	54-6
9/22.....W... at UTEP.....	33-0
9/29.....W... at Sul Ross.....	62-6
10/5.....W... EAST TEXAS STATE.....	48-7
10/12...W... at West Texas State.....	42-14
10/19...L..... CARSWELL AFB.....	6-13
10/27...L..... at Pacific.....	0-34
11/3.....W... at Trinity.....	32-0
11/10...W... MIDWESTERN.....	61-0
11/17...W... FRESNO STATE.....	62-0
11/22...L..... at UT-Chattanooga.....	20-32
12/5.....L..... HOUSTON.....	14-20

Gulf Coast Conference Champions

1952 (7-3)

9/20.....W... at UTEP.....	27-14
9/27.....W... NORTH DAKOTA #.....	55-0
10/4.....L..... at Dayton.....	14-20
10/11...L..... at Mississippi State.....	0-14
10/18...L..... HARDIN-SIMMONS.....	13-28
10/25...W... at Memphis.....	38-14
11/1.....W... TRINITY.....	34-7
11/8.....W... TEXAS TECH.....	34-19
11/15...W... CARSWELL AFB.....	28-14
11/27...W... at Midwestern.....	33-7

First game at Fouts Field

1953 (3-6-1)

9/26.....L..... ARIZONA STATE.....	0-14
10/3.....L..... at #11 Mississippi State.....	6-21
10/9.....W... SAN DIEGO NAVY.....	27-12
10/17...W... MIDWESTERN.....	39-7
10/24...L..... at UTEP.....	21-26
10/31...T... at San Jose State.....	13-13
11/7.....L..... at #12 Mississippi.....	7-40
11/14...W... WEST TEXAS STATE.....	38-6
11/21...L..... at Hardin-Simmons.....	10-14
11/28...L..... at Trinity.....	6-14

1954 (4-6)

9/17.....L..... at #10 Mississippi.....	12-35
10/2.....W... SOUTHERN MISS.....	15-7
10/9.....W... HARDIN-SIMMONS.....	20-7
10/15...L..... at UT-Chattanooga.....	19-20
10/23...L..... UTEP.....	0-6
10/30...L..... SAN JOSE STATE.....	20-27
11/6.....L..... at Mississippi State.....	26-48
11/13...W... at Arizona State.....	20-13
11/20...L..... TRINITY.....	0-13
11/24...W... at Midwestern.....	19-0

Gulf Coast Conference

Co-Champions

1955 (5-4-1)

9/24.....T... at UTEP.....	7-7
10/1.....L..... at Mississippi.....	0-33
10/8.....L..... at S. Mississippi.....	0-26
10/15...W... Hardin-Simmons \$.....	30-19
10/22...W... MIDWESTERN.....	40-13
10/29...L..... at Mississippi State.....	7-20
11/5.....L..... CHATTANOOGA.....	6-14
11/12...W... MCMURRY.....	38-21
11/19...W... EMPORIA STATE.....	62-0
12/3.....W... TRINITY.....	7-6

\$ game played in Odessa, TX

Gulf Coast Conference

Co-Champions

1956 (7-2-1)

9/22.....L..... at #13 Mississippi.....	0-45
9/29.....L..... at Arizona State.....	7-27
10/6.....W... SAN DIEGO NAVY.....	65-6
10/13...W... at Midwestern.....	14-7
10/20...W... UTEP.....	13-6
10/26...W... at Youngstown.....	19-12
11/3.....T... TRINITY.....	7-7
11/10...W... MCMURRY.....	23-7
11/17...W... ABILENE CHRISTIAN.....	20-7
11/24...W... at Chattanooga.....	20-7

1957 (5-5)

9/21.....L..... at UTEP.....	13-14
9/28.....L..... OKLAHOMA STATE* ..	19-25
10/5.....L..... DRAKE*.....	6-19
10/12...L..... at Abilene Christian.....	20-28
10/19...W... at Tulsa*.....	14-12
10/26...W... at San Jose State.....	12-6
11/2.....L..... at Trinity *.....	13-26
11/9.....W... UT-CHATTANOOGA.....	12-0
11/16...W... YOUNGSTOWN.....	68-13
11/23...W... MCMURRY.....	14-7

Missouri Valley Conference Champions

1958 (7-2-1)

9/20.....W... UTEP.....	26-8
9/27.....L..... at Oklahoma State.....	14-21
10/4.....T... NEW MEXICO STATE.....	43-12
10/11...W... at Drake.....	42-0
10/18...W... at BYU.....	12-6
10/25...W... TULSA*.....	8-7
11/1.....T... CINCINNATI*.....	8-8
11/8.....L..... at Wichita State*.....	13-15
11/15...W... HOUSTON*.....	10-6
11/22...W... at Louisville.....	21-10

Missouri Valley Conference Champions

1959 (9-2)

9/17.....W... at Hardin-Simmons.....	46-24
9/26.....W... at UTEP.....	31-7
10/3.....W... WEST TEXAS STATE.....	28-6
10/10...W... at Cincinnati*.....	21-6
10/17...W... PENSACOLA NAVY.....	43-0
10/24...W... at Houston*.....	7-6
10/31...W... WICHITA STATE*.....	12-0
11/7.....W... LOUISVILLE (NT: #20) ..	39-7
11/14...L..... at Tulsa* (NT: #16).....	6-17
11/21...W... DRAKE.....	62-2
12/31...L..... at New Mexico State^.....	8-28

^ Sun Bowl (El Paso, Texas)

1960 (2-6-1)

9/24.....T... UTEP.....	16-16
10/1.....L..... CINCINNATI*.....	0-21
10/8.....L..... MEMPHIS.....	0-44
10/15...L..... at West Texas State.....	6-14
10/22...W... DRAKE.....	29-7
10/29...L..... HOUSTON.....	16-41
11/5.....W... HARDIN-SIMMONS.....	26-19
11/12...L..... at Tulsa*.....	8-12
11/19...L..... at Wichita State*.....	6-34

1961 (5-4-1)

9/23.....W... at Hardin-Simmons.....	9-7
9/30.....W... BRIGHAM YOUNG.....	41-30
10/7.....T... NEW MEXICO STATE ..	14-14
10/14...L..... WICHITA STATE*.....	14-26
10/21...W... TULSA*.....	23-12
10/28...L..... at Cincinnati*.....	9-21
11/4.....W... DRAKE.....	28-21
11/11...L..... at Memphis.....	0-41
11/18...L..... LOUISVILLE.....	0-20
11/25...W... at UTEP.....	24-14



RECORDS

↳ all-time results

1962 (6-4)

9/22..... W ... UTEP	19-6
9/29..... L MEMPHIS	6-14
10/6..... W ... HARDIN-SIMMONS	29-8
10/13.... L at Tulsa	0-34
10/20.... W ... CINCINNATI	14-8
10/27.... L at New Mexico State	12-48
11/3..... W ... at Wichita State	9-7
11/10... W ... WEST TEXAS STATE	20-13
11/17.... L at Louisville	10-14
11/24.... W ... at Southern Illinois	55-30

1963 (3-6)

9/21..... L at UTEP	7-34
9/28..... W ... LOUISVILLE	26-6
10/5..... L at West Texas State	16-38
10/12.... L at Memphis	0-21
10/19... L TULSA	21-22
10/26.... W ... WICHITA STATE	7-3
11/2..... L at Abilene Christian	6-20
11/9..... L at Cincinnati	7-39
11/16... W ... HARDIN-SIMMONS	18-12

1964 (2-7-1)

9/19..... T UTEP	0-0
9/26..... L BOWLING GREEN	7-21
10/3..... W ... at Louisville*	22-0
10/10.... L WEST TEXAS STATE	13-21
10/17... W ... NEW MEXICO STATE	7-13
10/24.... L at San Diego Marines	3-16
10/31.... W ... at Southern Illinois	14-13
11/7..... L CINCINNATI*	6-27
11/14.... L at Tulsa*	0-47
11/21.... L at Wichita State*	6-14

1965 (3-7)

9/18..... L at UTEP	15-61
9/25..... W ... PARSONS COLLEGE	26-7
10/2..... L LOUISVILLE*	21-29
10/9..... L at Tampa	14-17
10/16.... L TULSA*	20-27
10/23.... L at #1 Arkansas\$	20-55
10/30.... W ... at Cincinnati*	28-24
11/6..... W ... WICHITA STATE*	24-21
11/13.... L MEMPHIS	0-28
11/20.... L at New Mexico State	13-43

\$ Played in Little Rock, Ark.

Missouri Valley Conference Champions

1966 (8-2)

9/17..... W ... NEW MEXICO STATE	25-21
9/24..... W ... UTEP	12-9
10/1..... W ... at Louisville*	20-19
10/8..... W ... TAMPA	41-6
10/15.... L at Tulsa*	27-30
10/22... W ... SOUTHERN ILLINOIS	53-6
10/29.... L at Drake	13-17
11/5..... W ... CINCINNATI*	35-13
11/12.... W ... at Wichita State*	30-13
11/19... W ... UT-CHATTANOOGA	42-7

↳ The Rod Rust Era 29-32-1 Career

Missouri Valley Conference

Champions

1967 (7-1-1)

9/23..... W ... DRAKE	31-0
9/30..... W ... LOUISVILLE*	30-28
10/7..... T at New Mexico	31-31
10/14... W ... COLORADO STATE	21-10
10/21.... W ... at Southern Illinois	37-0
10/28.... W ... at Cincinnati*	34-14
11/11... W ... WICHITA STATE*	20-14
11/18... W ... TULSA*	54-12
11/25... L at Memphis	20-29

1968 (8-2)

9/21..... W ... NEW MEXICO STATE	47-20
9/28..... W ... at Colorado State	17-12
10/5..... L MEMPHIS*	12-30
10/12... W ... N. MICHIGAN	17-3
10/19... W ... at Tulsa*	20-17
10/26.... L at #16 Arkansas	15-17
11/2..... W ... CINCINNATI*	55-34
11/9..... W ... at UTEP	34-31
11/16... W ... at Louisville*	36-14
11/23... W ... at Wichita State*	44-6

1969 (7-3)

9/20..... W ... UL LAFAYETTE	40-6
9/27..... L at Memphis*	13-15
10/4..... L at Drake	23-27
10/11... W ... WEBER STATE	35-13
10/18.... W ... at New Mexico State	30-12
10/25... W ... LOUISVILLE*	31-13
11/1..... W ... at Cincinnati*	31-30
11/8..... W ... WICHITA STATE*	47-0
11/15... W ... TULSA*	42-16
11/22.... L at San Diego State	24-42

1970 (3-8)

9/12..... L at BYU	7-10
9/19..... L SAN DIEGO STATE	0-23
9/26..... L at Louisville	2-13
10/3..... W ... DRAKE	37-13
10/10.... L at Tampa	7-18
10/17.... W ... at West Texas State	11-10
10/24... L MEMPHIS	7-28
10/31... L NEW MEXICO STATE	31-32
11/7..... L CINCINNATI	10-30
11/21.... W ... at Wichita State	41-24
12/5..... L at Tulsa	20-26

1971 (3-8)

9/10..... L BYU %	13-41
9/18..... L at Weber State	0-20
9/25..... L at New Mexico State*	0-10
10/9..... L AKRON	6-20
10/16... W ... LOUISVILLE* #	20-17
10/23.... L at Arkansas	21-60
10/30... W ... DRAKE*	21-12
11/6..... L at Cincinnati	7-40
11/13.... L at Memphis*	8-47
11/20... W ... WICHITA STATE* #	31-10
12/4..... L at San Diego State	28-44

% game played at Cotton Bowl (Dallas, Texas)
game played at Texas Stadium (Irving, Texas)

1972 (1-10)

9/16..... L at Long Beach State	21-24
9/23..... L SAN DIEGO STATE #	0-25
9/30..... L at Drake*	8-54
10/7..... L at Wichita State*	6-23
10/14.... L at Louisville*	6-56
10/21... L MEMPHIS* #	6-7
10/28.... L at #18 Arkansas	16-42
11/4..... W ... CINCINNATI #	27-25
11/11... L NEW MEXICO ST*	22-36
11/18... L W. TEXAS ST* #	14-17
11/25... L at Tulsa*	22-45

game played at Texas Stadium

↳ The Hayden Fry Era 40-23-3 Career

Missouri Valley Conference

Champions

1973 (5-5-1)

9/8..... L UTA #	7-31
9/15..... L at Memphis	3-24
9/22..... W ... WEST TEXAS STATE*	32-15
9/29..... T LONG BEACH STATE	0-0
10/13.... W ... at Louisville*	7-6
10/20... W ... DRAKE*	19-7
10/27.... W ... at New Mexico State*	27-7
11/3..... L at Cincinnati	3-52
11/10... W ... WICHITA STATE*	31-21
11/17... L TULSA*	15-24
11/24.... L at San Diego State	9-56

game played at Texas Stadium (Irving, Texas)

1974 (2-7-2)

9/14..... L SMU #	6-7
9/21..... L at Tulsa	6-31
9/28..... L LAMAR	7-27
10/5..... T at Drake*	24-24
10/12... L LOUISVILLE*	10-24
10/19... W ... NEW MEXICO STATE*	24-19
10/26... L MEMPHIS	0-41
11/2..... W ... #20 SAN DIEGO STATE	14-9
11/9..... T at Wichita State*	10-10
11/16.... L at West Texas State*	14-21
11/23... L LONG BEACH STATE	19-35

game played at Texas Stadium (Irving, Texas)

1975 (7-4)

9/4..... W ... UTA #	27-14
9/13..... W ... at Drake	7-3
9/20..... L at San Diego State	12-30
9/27..... L at #17 Oklahoma State	7-61
10/4..... L at Memphis	19-21
10/11... W ... HOUSTON #	28-0
10/18.... L at Mississippi State	12-15
10/25... W ... at Tennessee	21-14
11/8..... W ... CAL POLY POMONA	27-17
11/15.... W ... at New Mexico State	24-20
11/29... W ... WEST TEXAS STATE	16-15

game played at Texas Stadium (Irving, Texas)

1976 (7-4)

9/4..... L at Mississippi State +	0-7
9/11..... W ... UTA	24-7
9/18..... L at #19 Texas	14-17
9/25..... L SMU#	31-38
10/2..... L at Oklahoma State	10-16
10/9..... W ... at Cal Poly Pomona	21-10
10/16.... W ... at West Texas State	10-7
10/23.... W ... at New Mexico State	25-14
10/30.... W ... at Louisiana Tech\$	14-8
11/13... L FLORIDA STATE	20-21
11/20... W ... DRAKE	63-0

+ game forfeited to North Texas
\$ game played at Texas Stadium (Irving, Texas)
game played in Shreveport, La.

1977 (10-1)

9/3..... L at #16 Mississippi State +	15-17
9/10..... W ... at UTEP	41-10
9/17..... W ... SMU #	24-13
9/24..... W ... WEST TEXAS STATE	31-20
10/1..... W ... at Richmond	47-14
10/8..... W ... at Southern Miss	27-14
10/15... W ... UTA #	15-6
10/22.... W ... at Memphis State	20-19
10/29.... L at #20 Florida State	14-35
11/5..... W ... NEW MEXICO STATE	45-17
11/19... W ... at Louisiana Tech	41-14

game played at Texas Stadium (Irving, Texas)
+ game forfeited to North Texas

1978 (9-2)

9/2..... W ... UTEP	49-0
9/9..... L MISSISSIPPI STATE #	5-17
9/16..... W ... UTA #	28-23
9/23..... W ... at New Mexico State	22-21
10/30.... W ... OKLAHOMA STATE #	12-7
10/7..... W ... at West Texas State	35-0
10/14.... L at #12 Texas	16-26
10/28.... W ... at Louisiana Tech	16-14
11/4..... W ... SOUTHERN MISS	25-12
11/11... W ... ULM	28-6
11/18... W ... MEMPHIS	41-24

game played at Texas Stadium

The Jerry Moore Era 11-11 Career

1979 (5-6)

9/1..... W ... UTEP	35-0
9/8..... L at Oklahoma State	7-25
9/15.... W ... UTA #	19-14
9/22..... L #18 SMU #	9-20
9/29..... L at Kansas	18-37
10/6..... L at Southern Miss	10-30
10/13... W ... NEW MEXICO STATE	21-7
10/20... W ... WEST TEXAS STATE	28-14
10/27.... L at Memphis	0-22
11/3..... W ... at Louisiana Tech	19-17
11/17... L at East Carolina	16-49

game played at Texas Stadium (Irving, Texas)



1980 (6-5)

9/6..... W... at UTA	31-14
9/13..... L..... SMU #.....	9-28
9/20..... W... at UTEP	35-15
9/27..... L..... at Houston.....	20-24
10/4..... W... UL LAFAYETTE.....	22-20
10/11..... L..... at Tulsa.....	27-28
10/18..... W... at Memphis.....	29-10
11/1..... W... at New Mexico State.....	38-28
11/8..... L..... at #13 BYU.....	23-41
11/15... W... ULM	26-18
11/22..... L..... at Miami	8-26

game played at Texas Stadium (Irving, Texas)

↳ The Bob Tyler Era 2-9 Career

1981 (2-9)

9/5..... L..... at Kentucky.....	6-28
9/12..... L..... SMU#.....	7-34
9/19..... L..... at #9 Texas.....	10-23
9/26..... L..... at UL Lafayette.....	11-34
10/3..... L..... OKLAHOMA STATE %.....	0-9
10/10... W... NEW MEXICO STATE.....	38-16
10/24... L..... UTA%.....	6-7
10/31... L..... SOUTHERN MISS.....	0-22
11/7..... L..... at Auburn.....	0-20
11/14... W... at ULM.....	17-14
11/28... L..... at San Jose State.....	16-28

game played at Texas Stadium (Irving, Texas)
% game played at Cotton Bowl (Dallas, Texas)

↳ The Corky Nelson Era 48-52-1 Career

1982 (2-9)

9/4..... L..... at Baylor	17-21
9/11..... L..... at Oklahoma State.....	6-27
9/18..... L..... ULM	15-38
9/25..... L..... UL LAFAYETTE.....	14-31
10/2..... L..... at #7 SMU	10-38
10/9..... W... at UTA	17-3
10/23... W... at West Texas State.....	22-24
10/30... L..... NEW MEXICO.....	17-20
11/6..... L..... at New Mexico State.....	19-30
11/13... W... at Richmond.....	22-13
11/20... L..... #20 TULSA.....	20-38

Southland Conference Champions

1983 (8-4)

9/3..... W... WEST TEXAS STATE.....	32-3
9/10..... L..... at Oklahoma State.....	13-20
9/17..... W... NEW MEXICO STATE.....	49-3
9/24..... L..... at #2 Texas.....	6-26
10/1..... W... at New Mexico.....	18-8
10/8..... W... at Arkansas State*.....	17-0
10/15... W... at McNeese State*.....	17-10
10/22... L..... LOUISIANA TECH*.....	18-25
10/29... W... LAMAR*.....	10-0
11/5..... W... at ULM*.....	27-7
11/12... W... UTA*.....	52-15
11/19... L..... at Nevada #.....	17-20

NCAA Div. I-AA Playoffs

1984 (2-9)

9/1..... W... ANGELO STATE.....	7-3
9/15..... L..... at Lamar	6-10
9/22..... L..... at #13 SMU#.....	6-24
9/29..... L..... at Louisiana Tech.....	12-17
10/6..... L..... at Arkansas State.....	9-14
10/13... L..... MCNEESE STATE.....	7-26
10/20... L..... at TCU.....	3-34
10/27... L..... TEXAS STATE.....	19-27
11/3..... L..... at Kentucky.....	7-31
11/10... W... ULM	10-3
11/17... L..... at UTA.....	0-22

game played at Texas Stadium (Irving, Texas)

1985 (4-6-1)

9/7..... W... NORTHWESTERN STATE.....	34-14
9/14..... L..... at #8 Oklahoma State.....	9-10
9/21..... L..... at Texas Tech.....	7-28
9/28..... W... at Kansas State.....	22-10
10/5..... L..... LOUISIANA TECH.....	8-33
10/12... L..... at Arkansas State.....	0-56
10/19... L..... at TCU.....	10-14
10/26... T... at McNeese State.....	0-0
11/9..... W... LAMAR.....	20-0
11/16... L..... at ULM.....	17-18
11/23... W... UTA.....	23-20

1986 (6-4)

9/6..... W... at Texas State.....	7-0
9/20..... L..... at #16 Texas A&M.....	28-48
9/27..... W... MCNEESE STATE.....	21-13
10/4..... L..... at Louisiana Tech.....	10-17
10/11... W... NORTHWESTERN STATE.....	24-3
10/18... W... at TCU.....	24-20
10/25... W... at Lamar.....	33-13
11/1..... L..... at UNLV.....	26-27
11/8..... L..... ARKANSAS STATE.....	21-43
11/15... W... ULM.....	28-20

1987 (7-5)

9/5..... L..... at #1 Oklahoma.....	14-69
9/12..... W... TEXAS STATE.....	20-3
9/19..... W... at Northwestern State.....	15-13
9/26..... W... at McNeese State.....	38-16
10/3..... W... ABILENE CHRISTIAN.....	26-3
10/10... W... at Sam Houston St.....	41-24
10/17... L..... at TCU.....	10-19
10/31... W... at Stephen F. Austin.....	16-14
11/7..... L..... at Arkansas State.....	20-27
11/14... L..... at ULM.....	23-24
11/21... W... LOUISIANA TECH.....	10-5
11/28... L..... at ULM #.....	9-30

NCAA Div. I-AA Playoffs (Monroe, La.)

1988 (8-4)

9/3..... W... at Texas Tech.....	29-24
9/17..... W... ARKANSAS STATE.....	49-21
9/24..... L..... at Texas.....	24-27
10/1..... W... E. WASHINGTON.....	51-0
10/8..... W... ULM.....	26-23
10/15... W... MCNEESE STATE.....	37-0
10/22... W... at Sam Houston St.....	24-3
10/29... L..... at Stephen F. Austin.....	10-17
11/5..... L..... NORTHWESTERN STATE.....	17-25
11/12... W... at Texas State.....	30-10
11/19... W... at Rice.....	33-17
11/25... L..... at Marshall #.....	0-7

NCAA Div. I-AA Playoffs (Huntington, W.Va.)

1989 (5-6)

9/9..... W... ABILENE CHRISTIAN... 35-19	
9/16..... W... MURRAY STATE.....	28-14
9/23..... W... at Arkansas State.....	20-17
9/30..... L..... at Kansas State.....	17-20
10/7..... L..... at Northwestern State*.....	7-30
10/14... L..... STEPHEN F. AUSTIN* ..	16-35
10/21... L..... SAM HOUSTON ST.*.....	6-14
10/28... L..... at SMU.....	9-35
11/4..... W... at McNeese State*.....	31-19
11/11... L..... TEXAS STATE*.....	20-25
11/18... W... at ULM*.....	28-25

1990 (6-5)

9/8..... W... ALCORN STATE.....	20-7
9/15..... W... ABILENE CHRISTIAN... 38-6	
9/22..... L..... at #12 Texas A&M.....	8-40
9/29..... L..... NORTHWESTERN STATE*18-28	
10/6..... W... SMU.....	14-7
10/13... W... at Stephen F. Austin*.....	31-24
10/20... L..... MCNEESE STATE*.....	14-16
10/27... L..... at Sam Houston St*.....	14-26
11/2..... W... ARKANSAS STATE.....	35-26
11/10... W... at Texas State*.....	16-15
11/24... L..... ULM*.....	15-16

↳ The Dennis Parker Era 11-21-1 Career

1991 (3-7-1)

9/7..... W... ABILENE CHRISTIAN... 24-0	
9/14..... L..... at #9 Oklahoma.....	2-40
9/21..... L..... at Nevada.....	0-72
9/28..... T... MISSOURI STATE.....	21-21
10/12... L..... at Northwestern State*.....	10-24
10/19... W... STEPHEN F. AUSTIN* ..	18-14
10/26... L..... SAM HOUSTON ST.*.....	6-14
11/2..... L..... at McNeese State*.....	3-41
11/9..... W... at Nicholls State*.....	24-19
11/16... L..... TEXAS STATE*.....	6-38
11/23... L..... at ULM*.....	21-44

1992 (4-7)

9/5..... W... ABILENE CHRISTIAN... 41-0	
9/12..... L..... at SMU.....	14-28
9/19..... L..... at Missouri State.....	10-35
9/26..... L..... at Texas.....	15-33
10/10... L..... NORTHWESTERN STATE.....	*34-37
10/17... W... at Stephen F. Austin*.....	21-11
10/24... L..... at Sam Houston St.*.....	14-34
10/31... L..... MCNEESE STATE*.....	25-26
11/7..... W... NICHOLLS STATE*.....	31-3
11/14... W... at Texas State *.....	13-10
11/21... L..... ULM*.....	25-47

1993 (4-7)

9/4..... L..... at #8 Nebraska.....	14-76
9/11..... L..... at Northern Arizona.....	23-24
9/18..... W... MISSOURI STATE.....	34-33
9/25..... W... ABILENE CHRISTIAN... 33-13	
10/9..... W... TEXAS STATE*.....	35-28
10/16... L..... at McNeese State*.....	17-18
10/23... L..... NORTHWESTERN STATE*37-38	
10/30... L..... at Sam Houston St.*.....	14-24
11/6..... L..... STEPHEN F. AUSTIN* ..	27-29
11/13... W... NICHOLLS STATE*.....	63-21
11/20... L..... at ULM.....	31-61

↳ The Matt Simon Era Career 18-26-1

Southland Conference Champions

1994 (7-4-1)

9/1..... W... ABILENE CHRISTIAN... 48-0	
9/10..... W... at Missouri State.....	26-20
9/24..... L..... MONTANA.....	17-21
10/1..... L..... at Oklahoma State.....	34-36
10/8..... W... at Texas State*.....	27-14
10/15... W... MCNEESE STATE*.....	38-17
10/22... W... at Northwestern State*.....	28-25
10/29... W... SAM HOUSTON STATE*21-16	
11/4..... T... at Stephen F. Austin*.....	33-33
11/12... W... at Nicholls State*.....	31-17
11/19... L..... at ULM.....	20-38
11/26... L..... at Boise State #.....	20-24

NCAA Div. I-AA Playoffs (Boise, Idaho)

1995 (2-9)

9/2..... L..... at Missouri.....	7-28
9/9..... L..... KANSAS #.....	10-27
9/16..... W... OREGON STATE.....	30-27
9/23..... L..... at #10 Oklahoma.....	10-51
10/7..... L..... at Nevada.....	24-56
10/14... L..... UAB.....	14-19
10/21... L..... at LSU.....	7-49
10/28... L..... at Alabama.....	19-38
11/4..... L..... at UNLV.....	24-34
11/11... W... IDAHO STATE.....	41-38
11/18... L..... at Louisville.....	14-57

game played at Texas Stadium (Irving, Texas)

1996 (5-6)

9/7..... W... ILLINOIS STATE.....	20-14
9/14..... L..... at #18 Arizona State.....	7-52
9/21..... L..... at Texas A&M.....	0-55
9/28..... L..... ARMY#.....	10-27
10/5..... W... at Northern Illinois.....	24-21
10/12... L..... VANDERBILT.....	7-19
10/19... W... NEW MEXICO STATE*.....	13-0
10/26... L..... NEVADA*.....	13-40
11/2..... L..... at Utah State*.....	13-21
11/9..... W... at Boise State*.....	30-27
11/16... W... IDAHO*.....	24-17

game played at Texas Stadium (Irving, Texas)

1997 (4-7)

8/30..... L..... at Vanderbilt.....	12-29
9/6..... L..... at Oregon State.....	7-33
9/13..... W... INDIANA STATE.....	41-6
9/20..... W... at Texas Tech.....	30-27
9/27..... L..... #22 TEXAS A&M#.....	10-36
10/4..... L..... at Idaho*.....	17-30
10/18... L..... BOISE STATE*.....	14-17
10/25... L..... at Nevada*.....	10-65
11/8..... W... at New Mexico State*.....	26-15
11/15... L..... at Army.....	14-25
11/22... W... UTAH STATE*.....	51-48

#game played at Texas Stadium (Irving, Texas)



RECORDS

↳ all-time results

↳ The Darrell Dickey Era 42-64 Career

1998 (3-8)

9/5.....L.....at Oklahoma.....	9-37
9/12.....L.....TEXAS TECH #.....	0-30
9/19.....L.....at Arizona State.....	15-34
9/26.....L.....at #17 Texas A&M.....	9-28
10/10...W...BOISE STATE*.....	21-13
10/17...W...NEVADA*.....	27-21
10/24...L.....HOUSTON.....	9-31
10/31...L.....IDAHO*.....	23-41
11/7.....L.....at Kansas.....	14-23
11/14....L.....at Utah State*.....	27-28
11/21...W...NEW MEXICO STATE*.....	19-11
# game played at Texas Stadium (Irving, Texas)	

1999 (2-9)

9/2.....L.....UNLV.....	3-26
9/11.....L.....at LSU.....	0-52
9/18.....W...at Texas Tech.....	21-14
10/2.....L.....at Baylor.....	10-23
10/9.....L.....at Idaho*.....	10-28
10/16...W...BOISE STATE*.....	17-10
10/23...L.....ARKANSAS STATE*.....	10-14
10/30....L.....at Nevada*.....	28-41
11/13....L.....at TCU.....	3-27
11/20....L.....at New Mexico State*.....	9-22
11/27...L.....UTAH STATE*.....	7-34

2000 (3-8)

8/31....L.....BAYLOR.....	7-20
9/9.....L.....at Texas Tech.....	7-13
9/16....L.....at UNLV.....	0-38
9/23....L.....at #4 Kansas State.....	10-55
10/5....W...SAMFORD.....	41-6
10/14...L.....UTAH STATE*.....	12-17
10/21...L.....at Boise State*.....	0-59
10/28...W...at UL Lafayette.....	13-0
11/4....L.....IDAHO*.....	14-16
11/11...L.....at Arkansas State*.....	28-53
11/18...W...NEW MEXICO STATE*.....	30-23

Sun Belt Conference Co-Champions

2001 (5-7)

9/1.....L.....TCU.....	5-19
9/8.....L.....at #3 Oklahoma.....	10-37
9/22....L.....TEXAS TECH #.....	14-42
9/29....L.....at South Florida.....	10-28
10/6....L.....at ULM*.....	17-19
10/13...W...MIDDLE TENNESSEE*.....	24-21
10/20...W...ARKANSAS STATE*.....	45-0
11/3....W...at New Mexico State*.....	22-20
11/10...W...UL LAFAYETTE*.....	42-17
11/17...W...at Idaho*.....	50-27
12/1....L.....at Troy.....	16-18
12/18...L.....Colorado State*.....	20-45
# game played at Texas Stadium (Irving, Texas)	
^ New Orleans Bowl	
(Louisiana Superdome, New Orleans, La.)	

Sun Belt Conference Champions

2002 (8-5)

8/31....L.....at #4 Texas.....	0-27
9/7.....W...NICHOLLS STATE.....	23-0
9/14....L.....at Alabama.....	7-33
9/21....L.....at TCU.....	10-16
9/28....L.....at Arizona.....	9-14
10/5....L.....SOUTH FLORIDA.....	17-24
10/19...W...at Arkansas State*.....	13-10
10/26...W...at UL Lafayette*.....	27-0
11/2....W...ULM*.....	41-2
11/9....W...IDAHO*.....	10-0
11/16...W...NEW MEXICO STATE*.....	38-27
11/23...W...at Middle Tennessee*.....	30-20
12/17...W...Cincinnati^.....	24-19
^ New Orleans Bowl	
(Louisiana Superdome, New Orleans, La.)	

Sun Belt Conference Champions

2003 (9-4)

8/30....L.....at #1 Oklahoma.....	3-37
9/6.....W...BAYLOR.....	52-14
9/13....L.....at Air Force.....	21-34
9/20....L.....at Arkansas.....	7-31
9/27....W...UL LAFAYETTE*.....	44-23
10/11...W...at Idaho*.....	24-14
10/18...W...UTAH STATE*.....	37-27
10/25...W...at Middle Tennessee*.....	33-28
10/30...W...TROY.....	21-0
11/8....W...at ULM*.....	28-26
11/15...W...ARKANSAS STATE*.....	58-14
11/17...W...at New Mexico State*.....	13-10
12/16...L.....Memphis^.....	17-27
^ New Orleans Bowl	
(Louisiana Superdome, New Orleans, La.)	

Sun Belt Conference Champions

2004 (7-5)

9/4.....L.....at #7 Texas.....	0-65
9/11....L.....FLORIDA ATLANTIC... ..	13-20
9/18....L.....at Colorado.....	21-52
9/25....L.....at Baylor.....	14-37
10/2....W...MIDDLE TENNESSEE*.....	30-21
10/9....W...at Utah State*.....	31-23
10/23...W...NEW MEXICO ST*.....	36-26
10/30...W...ULM*.....	45-30
11/5....W...at UL-Lafayette*.....	27-17
11/13...W...IDAHO*.....	51-29
11/18...W...at Arkansas State*.....	31-7
12/14...L.....Southern Miss.^.....	10-31
^ Wyndham New Orleans Bowl	
(Louisiana Superdome, New Orleans, La.)	

2005 (2-9)

9/10....W...at Middle Tennessee*.....	14-7
9/17....L.....TULSA.....	2-54
9/24....L.....at Kansas State.....	7-54
10/4....L.....TROY*.....	10-13
10/15...W...at FIU*.....	13-10
10/22....L.....at Louisiana Tech.....	14-40
10/29....L.....at #7 LSU.....	3-56
11/5....L.....UL LAFAYETTE*.....	28-31
11/12...L.....at Florida Atlantic*.....	23-26
11/19...L.....ULM*.....	19-24
11/26...L.....ARKANSAS STATE*.....	24-31

2006 (3-9)

9/2.....L.....at #3 Texas.....	7-56
9/9.....W...SMU.....	24-6
9/16....L.....at Tulsa.....	3-28
9/23....L.....at Akron.....	13-33
9/30....L.....MIDDLE TENNESSEE*.....	0-35
10/7....W...FIU*.....	25-22(7OT)
10/21...L.....at Arkansas State*.....	10-29
10/28...L.....at Troy*.....	6-14
11/4....L.....LOUISIANA TECH.....	31-34
11/11...W...at UL-Lafayette*.....	16-7
11/18...L.....FLORIDA ATLANTIC*.....	16-17
11/25...L.....at ULM*.....	3-23

↳ The Todd Dodge Era 6-37 Career

2007 (2-10)

9/1.....L.....at #8 Oklahoma.....	10-79
9/8.....L.....at SMU.....	31-45
9/22....L.....FLORIDA ATLANTIC*.....	20-30
9/29....L.....at Arkansas.....	7-66
10/6....L.....at UL-Lafayette*.....	29-38
10/13...W...ULM*.....	31-21
10/20...L.....at Troy*.....	7-45
10/27...L.....MIDDLE TENNESSEE*.....	28-48
11/10...L.....NAVY.....	62-74
11/15...L.....at Arkansas State*.....	27-31
11/24...W...WESTERN KENTUCKY.....	27-26
12/1....L.....at FIU*.....	19-38

2008 (1-11)

8/30....L.....at Kansas St.....	6-45
9/6.....L.....TULSA.....	26-56
9/13....L.....at #7 LSU.....	3-41
9/27....L.....at Rice.....	20-77
10/4....L.....FIU*.....	10-42
10/11...L.....UL-LAFAYETTE*.....	30-59
10/18...L.....at ULM*.....	23-35
10/25...L.....TROY*.....	17-45
11/1....W...at Western Kentucky.....	51-40
11/8....L.....at Florida Atlantic*.....	13-46
11/22...L.....at Middle Tennessee.....	13-52
11/29...L.....ARKANSAS STATE*.....	28-33

2009 (2-10)

9/3.....W...at Ball State.....	20-10
9/12....L.....OHIO.....	30-31 (2OT)
9/19....L.....at #4 Alabama.....	7-53
9/26....L.....MIDDLE TENNESSEE*.....	21-37
10/10...L.....at UL-Lafayette*.....	34-38
10/17...L.....FLORIDA ATLANTIC*.....	40-44
10/24...L.....at Troy*.....	26-50
10/31...W...WESTERN KENTUCKY*.....	68-49
11/7....L.....ULM*.....	6-33
11/14...L.....at FIU*.....	28-35
11/21...L.....ARMY.....	13-17
11/28...L.....at Arkansas State*.....	26-30

2010 (3-9)

9/4.....L.....at Clemson.....	10-35
9/11....L.....RICE.....	31-32
9/18....L.....at Army.....	0-24
9/25....W...at Florida Atlantic*.....	21-17
10/2....L.....UL-Lafayette*.....	27-28
10/9....L.....ARKANSAS STATE*.....	19-24
10/16...L.....FIU*.....	10-34
10/30...W...at Western Kentucky*.....	33-6
11/6....L.....TROY*.....	35-41
11/13...W...at Middle Tennessee*.....	23-17
11/20...L.....at ULM*.....	37-49
11/27...L.....KANSAS STATE.....	41-49

-Mike Canales Interim HC- 2-3

↳ The Dan McCarney Era 22-27 Career

2011 (5-7)

9/1.....L.....at FIU*.....	16-41
9/10....L.....HOUSTON.....	23-48
9/17....L.....at #2 Alabama.....	0-41
9/24....W...INDIANA.....	24-21
10/1....L.....at Tulsa.....	24-41
10/8....W...FLORIDA ATLANTIC*.....	31-17
10/15...L.....at UL-Lafayette*.....	10-30
10/22...W...ULM*.....	38-21
10/29...L.....at Arkansas State*.....	14-37
11/12...W...at Troy*.....	38-33
11/19...L.....WESTERN KENTUCKY*.....	21-31
12/3....W...MIDDLE TENNESSEE*.....	59-7

2012 (4-8)

9/1.....L.....at No. 1 LSU.....	14-41
9/8.....W...TEXAS SOUTHERN.....	34-7
9/15....L.....at No. 14 Kansas State.....	21-35
9/22....L.....TROY*.....	7-14
9/29....W...at Florida Atlantic*.....	20-14
10/6....L.....at Houston.....	21-44
10/16...W...UL-LAFAYETTE*.....	30-23
10/27...L.....at Middle Tennessee*.....	21-38
11/3....L.....ARKANSAS STATE*.....	19-37
11/10...W...SOUTH ALABAMA*.....	24-14
11/17...L.....at ULM*.....	16-42
11/24...L.....at Western Kentucky*.....	24-25

2013 (9-4)

8/31....W...IDAHO.....	40-6
9/7.....L.....at Ohio.....	21-27
9/14....W...BALL State.....	34-27
9/21....L.....at No. 9 Georgia.....	21-45
10/5....L.....at Tulane*.....	21-24
10/12...W...MIDDLE TENNESSEE*.....	34-7
10/19...W...at Louisiana Tech*.....	28-13
10/26...W...at Southern Miss*.....	55-14
10/31...W...RICE*.....	28-16
11/9....W...UTEP*.....	41-7
11/23...L.....UTSA*.....	13-21
11/30...W...at Tulsa*.....	42-10
1/1.....W...UNLV^.....	36-14
^ Heart of Dallas Bowl	
(The Cotton Bowl, Dallas, TX)	

2014 (4-8)

8/30....L.....at No. 24 Texas.....	7-38
9/6.....W...SMU.....	43-6
9/11....L.....LOUISIANA TECH*.....	21-42
9/20....W...NICHOLLS.....	77-3
10/4....L.....at Indiana.....	24-49
10/11...L.....at UAB*.....	21-56
10/18...L.....SOUTHERN MISS*.....	20-30
10/25...L.....at Rice.....	21-41
11/8....W...FLORIDA ATLANTIC*.....	31-10
11/15...L.....at UTEP*.....	17-35
11/22...W...FIU*.....	17-14
11/29...L.....at UTSA*.....	27-34

KEY

Home games in CAPS
* Conference Game



↳ All-Time Coaching Records

Coach	Tenure	Years	Games	W	L	T	Pct.
J.W. Pender	1913-14	2	7	3	4	0	.429
J.W. St. Clair	1915-19	5	32	20	10	2	.656
Theron Fouts	1920-24	5	39	23	14	2	.615
John Reid	1925-28	4	37	16	18	3	.473
Jack Sisco	1929-41	13	121	74	37	10	.653
Lloyd Russell	1942	1	8	3	5	0	.375
Odus Mitchell	1946-66	21	216	122	85	9	.586
Rod Rust	1967-72	6	62	29	32	1	.476
Hayden Fry	1973-78	6	66	40	23	3	.629
Jerry Moore	1979-80	2	22	11	11	0	.500
Bob Tyler	1981	1	11	2	9	0	.182
Corky Nelson	1982-90	9	101	48	52	1	.480
Dennis Parker	1991-93	3	33	11	21	1	.348
Matt Simon	1994-97	4	45	18	26	1	.411
Darrell Dickey	1998-06	9	106	42	64	0	.396
Todd Dodge	2007-10	4	43	6	37	0	.140
Mike Canales*	2010	1	5	2	3	0	.400
Dan McCarney	2011-Pres	4	49	22	27	0	.448
Totals		99	1,003	492	478	33	.507

* Interim Head Coach

↳ Most Winning Seasons

1. Odus Mitchell.....	14
2. Jack Sisco.....	10
3. Corky Nelson.....	5
4. Hayden Fry.....	4
5. J.W. St. Clair.....	4
6. Rod Rust.....	3
7. Theron Fouts.....	3
8. Darrell Dickey.....	3

↳ Coaching Wins

1. Odus Mitchell.....	122
2. Jack Sisco.....	74
3. Corky Nelson.....	48
4. Darrell Dickey.....	42
5. Hayden Fry.....	40
6. Rod Rust.....	29
7. Theron Fouts.....	23
8. Dan McCarney.....	22
9. J.W. St. Clair.....	20
10. Matt Simon.....	18

↳ Consecutive Winning Seasons

1. Odus Mitchell (46-52).....	7
2. Jack Sisco (29-32).....	4
..... Jack Sisco (38-41).....	4
..... Hayden Fry (75-78).....	4
5. Corky Nelson (86-88).....	3
..... J.W. St. Clair (15-17).....	3
..... Jack Sisco (34-36).....	3
..... Rod Rust (67-69).....	3
..... Darrell Dickey (02-04).....	3

↳ Winning Percentage

1. J.W. St. Clair.....	.656
2. Jack Sisco.....	.653
3. Hayden Fry.....	.629
4. Theron Fouts.....	.615
5. Odus Mitchell.....	.586
6. Jerry Moore.....	.500

↳ Conference Titles

1. Odus Mitchell.....	10
2. Jack Sisco.....	7
3. Darrell Dickey.....	4
4. Hayden Fry.....	1
..... Corky Nelson.....	1
..... Rod Rust.....	1
..... Matt Simon.....	1



RECORDS

↳ coaching records

Year	Head Coach	Overall Record	Conference Record
1913	J.W. Pender (Baylor, '05)	0-1	NA
1914	J.W. Pender	3-3	NA
1915	J.W. St. Clair (Baylor, '08)	4-1	NA
1916	J.W. St. Clair	4-3-1	NA
1917	J.W. St. Clair	6-1-0	NA
1918	J.W. St. Clair	1-2-1	NA
1919	J.W. St. Clair	5-3-0	NA
1920	Theron Fouts (Baylor, '17)	7-1-0	NA
1921	Theron Fouts	3-3-0	NA

Texas Intercollegiate Athletic Association

1922	Theron Fouts	5-2-1	3-0 (NA)
1923	Theron Fouts	3-5-0	3-1 (2nd)
1924	Theron Fouts	5-3-1	4-1-1 (2nd)
1925	John Reid (Baylor, '17)	6-4-0	4-2 (4th)
1926	John Reid	5-3-1	4-1 (2nd)
1927	John Reid	1-6-2	0-3-2 (8th)
1928	John Reid	4-5-0	2-2 (5th)
1929	Jack Sisco (Baylor, '27)	4-3-2	3-0-1 (2nd)
1930	Jack Sisco	5-4-1	4-1 (3rd)
1931	Jack Sisco	8-3-0	4-0 (1st)

Lone Star Conference

1932	Jack Sisco	8-1-1	5-0 (1st)
1933	Jack Sisco	3-4-2	3-1-1 (3rd)
1934	Jack Sisco	5-4-0	2-2 (T2nd)
1935	Jack Sisco	5-3-1	3-1 (T1st)
1936	Jack Sisco	6-2-1	4-0 (1st)
1937	Jack Sisco	4-4-2	2-1-1 (2nd)
1938	Jack Sisco	7-4-0	2-2 (3rd)
1939	Jack Sisco	6-1-0	4-0 (1st)
1940	Jack Sisco	6-3-0	4-0 (1st)
1941	Jack Sisco	7-1-0	4-0 (1st)
1942	Lloyd Russell (Baylor, '37)	3-5-0	1-2 (3rd)

No Team From 1943-45 Due To World War II

1946	Odus Mitchell (W. Texas St., '25)	7-3-1	3-1 (1st)
1947	Odus Mitchell	10-2-0	6-0 (1st)
1948	Odus Mitchell	6-4-0	3-2 (T2nd)

Gulf Coast Conference

1949	Odus Mitchell	8-4-0	2-1 (2nd)
1950	Odus Mitchell	7-2-1	1-1-1 (T1st)
1951	Odus Mitchell	8-4-0	2-0 (1st)
1952	Odus Mitchell	7-3-0	2-0 (1st)
1953	Odus Mitchell	3-6-1	1-1 (2nd)
1954	Odus Mitchell	4-6-0	1-1 (2nd)
1955	Odus Mitchell	5-4-1	2-1 (T1st)
1956	Odus Mitchell	7-2-1	2-0 (T1st)

Missouri Valley Conference

1957	Odus Mitchell	5-5-0	2-2 (2nd)
1958	Odus Mitchell	7-2-1	2-1-1 (1st)
1959	Odus Mitchell	9-2-0	3-1 (1st)
1960	Odus Mitchell	2-6-1	0-3 (4th)
1961	Odus Mitchell	5-4-1	1-2 (2nd)
1962	Odus Mitchell	6-4-0	2-1 (2nd)
1963	Odus Mitchell	3-6-0	2-2 (3rd)
1964	Odus Mitchell	2-7-1	1-3 (4th)
1965	Odus Mitchell	3-7-0	2-2 (3rd)
1966	Odus Mitchell	8-2-0	3-1 (1st)
1967	Rod Rust (Iowa State, '50)	7-1-1	4-0 (1st)
1968	Rod Rust	8-2-0	4-1 (2nd)
1969	Rod Rust	7-3-0	4-1 (2nd)
1970	Rod Rust	3-8-0	1-3 (4th)
1971	Rod Rust	3-8-0	3-2 (2nd)
1972	Rod Rust	1-10-0	0-7 (8th)
1973	Hayden Fry (Baylor, '51)	5-5-1	5-1 (1st)
1974	Hayden Fry	2-7-2	1-3-2 (6th)

Year	Head Coach	Overall Record	Conference Record
Div. I-A Independent			
1975	Hayden Fry	7-4-0	NA
1976	Hayden Fry	7-4-0	NA
1977	Hayden Fry	10-1-0	NA
1978	Hayden Fry	9-2-0	NA
1979	Jerry Moore (Baylor, '61)	5-6-0	NA
1980	Jerry Moore	6-5-0	NA
1981	Bob Tyler (Mississippi, '58)	2-9-0	NA
1982	Corky Nelson (SW Texas, '64)	2-9-0	NA

Southland Conference

1983	Corky Nelson	8-4-0*	5-1 (1st)
1984	Corky Nelson	2-9-0	1-5 (6th)
1985	Corky Nelson	4-6-1	2-3-1 (5th)
1986	Corky Nelson	6-4-0	3-2 (2nd)
1987	Corky Nelson	7-5-0*	5-1 (2nd)
1988	Corky Nelson	8-4-0*	4-2 (3rd)
1989	Corky Nelson	5-6-0	2-4 (5th)
1990	Corky Nelson	6-5-0	2-4 (6th)
1991	Dennis Parker (SE Okla., '72)	3-7-1	2-5 (6th)
1992	Dennis Parker	4-7-0	3-4 (5th)
1993	Dennis Parker	4-7-0	2-5 (5th)
1994	Matt Simon (E. New Mexico, '74)	7-4-1*	5-0-1 (1st)

* NCAA I-AA Playoffs

Div. I-A Independent

1995	Matt Simon	2-9-0	NA
------	------------	-------	----

Big West Conference

1996	Matt Simon	5-6-0	3-2 (3rd)
1997	Matt Simon	4-7-0	2-3 (4th)
1998	Darrell Dickey (Kansas St., '84)	3-8-0	3-2 (2nd)
1999	Darrell Dickey	2-9-0	1-5 (7th)
2000	Darrell Dickey	3-8-0	1-4 (T4th)

Sun Belt Conference

2001	Darrell Dickey	5-7	5-1 (T1st)
2002	Darrell Dickey	8-5	6-0 (1st)
2003	Darrell Dickey	9-4	7-0 (1st)
2004	Darrell Dickey	7-5	7-0 (1st)
2005	Darrell Dickey	2-9	2-5 (8th)
2006	Darrell Dickey	3-9	2-5 (7th)
2007	Todd Dodge (Texas, '87)	2-10	1-6 (7th)
2008	Todd Dodge	1-11	0-7 (8th)
2009	Todd Dodge	2-10	1-7 (8th)
2010	Todd Dodge	1-6	1-3
2010	Mike Canales*	2-3	2-3 (T6th)
2011	Dan McCarney (Iowa '75)	5-7	4-4 (5th)
2012	Dan McCarney	4-8	3-5 (T6th)

Conference USA

2013	Dan McCarney	9-4	6-2 (T2nd)
2014	Dan McCarney	4-8	2-6 (5th)

*Interim HC



Fouts Field Record - 155-100-7 (.605)

YEAR	RECORD
1952	5-0-0
1953	3-1-0
1954	2-3-0
1955	4-0-0
1956	4-0-1
1957	3-2-0
1958	4-0-1
1959	5-0-0
1960	2-3-1
1961	3-2-1
1962	4-1-0
1963	3-1-0
1964	1-3-1
1965	2-3-0
1966	6-0-0
1967	5-0-0
1968	3-1-0
1969	5-0-0
1970	1-4-0
1971	1-1-0
1972	0-1-0
1973	3-1-1
1974	2-4-0
1975	2-0-0
1976	2-1-0
1977	2-0-0
1978	4-0-0
1979	3-0-0
1980	2-0-0
1981	1-1-0
1982	0-4-0
1983	4-1-0
1984	2-2-0
1985	3-1-0
1986	2-2-0
1987	3-0-0
1988	4-1-0
1989	2-3-0
1990	3-4-0
1991	2-2-1
1992	3-2-0
1993	4-2-0
1994	3-1-0
1995	2-1-0
1996	3-2-0
1997	2-1-0
1998	2-2-0
1999	1-3-0
2000	2-3-0
2001	3-1-0
2002	4-1-0
2003	5-0-0
2004	4-1-0
2005	0-5-0
2006	2-3-0
2007	2-3-0
2008	0-5-0
2009	1-5-0
2010	0-6-0
Totals	155-100-7

Apogee Stadium Record - 16-7 (.695)

YEAR	RECORD
2014	4-2
2013	5-1
2012	3-2
2011	4-2
Totals	16-7

↳ Top All-Time Crowds

Attend.	Opponent	Date
1. 29,437	Baylor	Sept. 6, 2003
2. 28,315	Baylor	Aug. 31, 2000
3. 28,075	Houston*	Sept. 10, 2011
4. 26,119	UTEP*	Nov. 9, 2013
5. 26,012	Navy	Nov. 10, 2007
6. 25,231	SMU	Sept. 9, 2006
7. 23,743	Rice	Sept. 11, 2010
8. 23,647	Army	Nov. 21, 2009
9. 23,112	Tulsa	Sept. 17, 2005
10. 22,837	TCU	Sept. 1, 2001

*Apogee Stadium

↳ Top Apogee Stadium Crowds

1. 28,075	Houston	Sept. 10, 2011
2. 26,119	UTEP	Nov. 9, 2013
3. 22,835	Rice	Oct. 31, 2013
4. 22,398	SMU	Sept. 6, 2014
5. 22,259	Texas Southern	Sept. 8, 2012
6. 21,975	Idaho	Aug. 31, 2013
7. 21,823	Troy	Sept. 22, 2012
8. 21,323	Nicholls	Sept. 20, 2014
9. 21,181	Indiana	Sept. 24, 2012
10. 21,171	Middle Tennessee	Oct. 12, 2013

↳ Top Texas Stadium Crowds

Attend.	Opp.	Date
1. 45,923	Texas A&M	Sept. 27, 1997
2. 27,183	SMU	Sept. 14, 1974
3. 26,097	SMU	Sept. 17, 1977
4. 23,539	SMU	Sept. 25, 1976
5. 21,800	UT-Arlington	Sept. 15, 1979
6. 21,496	Texas Tech	Sept. 12, 1998
7. 20,852	Texas Tech	Sept. 22, 2001
8. 20,413	Army	Sept. 28, 1996
9. 20,211	Kansas	Sept. 9, 1995

↳ Texas Stadium Games -10-17

Year	Opponent	Result
1971	vs. Louisville	W, 20-17
	vs. Wichita St.	W, 31-10
1972	vs. San Diego St.	L, 25-0
	vs. Memphis	L, 7-6
	vs. Cincinnati	W, 27-25
	vs. West Texas St.	L, 17-14
1973	vs. UTA	L, 31-7
1974	vs. SMU	L, 7-6
1975	vs. UTA**	W, 27-14
	vs. Houston	W, 28-0
1976	vs. SMU	L, 38-31
1977	vs. SMU	W, 24-13
	vs. UTA	W, 15-6
1978	vs. Mississippi St.	L, 17-5
	vs. UTA	W, 28-23
	vs. Oklahoma St.	W, 12-7
1979	vs. UTA	W, 19-14
	vs. No. 18 SMU**	L, 20-9
1980	vs. SMU**	L, 28-9
1981	vs. SMU**	L, 34-7
1982	vs. No. 7 SMU**	L, 38-10
1984	vs. No. 13 SMU**	L, 24-6
1995	vs. Kansas	L, 27-10
1996	vs. Army	L, 27-10
1997	vs. No. 22 Texas A&M	L, 36-10
1998	vs. Texas Tech	L, 30-0
2001	vs. Texas Tech	L, 42-14

North Texas was the road team



RECORDS

↳ home stadium records

↳ Home Attendance

Year	Games	Attendance	Avg.
2014	6	115,627	19,271
2013	6	126,182	21,030
2012	5	94,634	18,927
2011	6	113,186	18,864
2010	6	106,306	17,718
2009	6	109,367	18,228
2008	5	84,778	16,956
2007	5	88,672	17,734
2006	5	78,249	15,685
2005	5	82,232	16,446
2004	5	75,921	15,184
2003	5	93,469	18,694
2002	5	76,302	15,260
2001	5	73,844	14,769
2000	5	70,900	14,180
1999	4	55,010	13,752
1998	5	62,400	12,480
1997	4	78,818	19,704
1996	6	85,404	14,234
1995	4	69,502	17,376
1994	4	78,068	19,517
1993	6	51,578	8,596
1992	5	34,728	6,946
1991	4	33,808	8,452
1990	6	88,700	14,783
1989	5	71,447	14,289
1988	5	76,595	15,319
1987	4	55,055	13,764
1986	4	50,920	12,730
1985	4	40,600	10,150
1984	4	44,500	11,125
1983	5	60,400	12,080
1982	4	36,375	9,094
1981	4	49,976	12,494
1980	2	29,600	14,800
1979	3	43,500	14,500
1978	6	106,100	17,683
1977	4	78,397	19,599
1976	4	44,689	11,172
1975	3	35,530	11,843
1974	7	67,783	9,683
1973	6	71,941	11,990
1972	5	30,000	6,000
1971	5	52,350	10,470



↳ STADIUM FIRSTS

Groundbreaking: January 2010

Cost: \$78 million

First Game: Sept. 10, 2011

First Opponent: Houston

First National Anthem: NT alumnus Pat Boone

First Play: 55-yard kickoff return from NT's Brelan Chancellor

First Score: NT quarterback Andrew McNulty on an 10-yard run in the first quarter vs. Houston

↳ STADIUM RECORDS

Passing Yards	458	Case Keenum, Houston vs. North Texas, Sept. 10, 2011
Passing Touchdowns	5	Case Keenum, Houston vs. North Texas, Sept. 10, 2011, Cody Sokol, LA Tech vs. North Texas, Sept. 11, 2014
Rushing Yards	313	Lance Dunbar, North Texas vs. Middle Tennessee, Dec. 3, 2011
Rushing Touchdowns	4	Lance Dunbar, North Texas vs. Middle Tennessee, Dec. 3, 2011
Receiving Yards	216	Carlos Harris, North Texas vs. Southern Miss, Oct. 18, 2014
Receiving Touchdowns	2	Justin Johnson, Houston vs. North Texas, Sept. 10, 2011 Chris Bynes, North Texas vs. ULM, Oct. 22, 2011 Antoinne Jimmerson, North Texas vs. UL-Lafayette, Oct. 16, 2012 Willie Snead, Ball State vs. North Texas, Sept. 14, 2013 Paul Turner, LA Tech vs. North Texas, Sept. 11, 2014
Kick Return Yards	286	Brelan Chancellor, North Texas vs. Houston, Sept. 10, 2011
All-purpose Yards	332	Brelan Chancellor, North Texas vs. Houston, Sept. 10, 2011
Penalty Yds for an NT opp.	95	Western Kentucky vs. North Texas, Nov. 19, 2011
Longest Pass Play	85 yds	Derek Thompson to Brelan Chancellor, North Texas vs. Idaho, Aug. 31, 2013
Longest Rush Play	85 yds	Brandin Byrd, North Texas vs. South Alabama, Nov. 10, 2012
Longest Field Goal	52 yds	Zach Olen, North Texas vs. FAU, Oct. 8, 2011
Longest Punt	70 yds	Will Atterberry, North Texas vs. Western Kentucky, Nov. 19, 2011

↳ North Texas Records

Individual

Rushes

Lance Dunbar vs. Middle Tennessee, 2011 40

Yards Rushing

Lance Dunbar vs. Middle Tennessee, 2011 313

TD Rushes

Lance Dunbar vs. Middle Tennessee, 2011 4

Longest Rush

Brandin Byrd vs. South Alabama, 2012 85

Pass Attempts

Derek Thompson, twice 47

Pass Completions

Derek Thompson vs. Ball State, 2013 31

Yards Passing

Derek Thompson vs. Idaho, 2013 349

TD Passes

Derek Thompson, twice, 2011 3

Long Pass

Derek Thompson vs Idaho, 2013 85

Receptions

Carlos Harris vs. Southern Miss, 2014 15

TD Receptions

Chris Bynes/Antoinne Jimmerson 2

Field Goals

Trevor Moore vs. SMU, 2014 5

Longest Field Goal

Zach Olen vs. Florida Atlantic, 2011 52

Longest Punt

Will Atterberry vs. WKU, 2011 70

Longest Punt Return

Darvin Kidsy vs. Nicholls 75

Longest Kickoff Return

Brelan Chancellor vs. Houston, 2011 73

Tackles

Derek Akunne vs Southern Miss, 2014 14

Sacks

Tillman Johnson vs. Nicholls, 2014 3.0

Team

Rushes

69 vs. Middle Tennessee, 2011

Yards Rushing

464 vs. Middle Tennessee, 2011

TD Rushes

7 vs. Middle Tennessee, 2011

Pass Attempts

49 vs. Arkansas St, 2012

Pass Completions

31 vs. Ball State, 2013

Yards passing

404 vs. Idaho, 2013

TD Passes

3 vs. Indiana 2011, vs. ULM 2011, vs. Nicholls 2014

Total Offense

591 vs. Idaho, 2013

Points

77 vs. Nicholls, 2014

First Downs

31 vs.; Ball State, 2013



Media Availability for Coaches

North Texas head coach Dan McCarney will be available for media interviews on a regular schedule throughout the season. All requests for interviews at times other than the regularly-scheduled availabilities should be made through the Athletic Communications office. Requests for interviews of assistant coaches will be granted with prior approval of Coach McCarney and must be made in advance through the communications office

Radio Show

Coach McCarney will hold his weekly radio show at 7:00 p.m. Mondays from Rudy's BBQ in Denton.

Press Conference

Coach McCarney will hold a press conference each week on Monday at 11:30 a.m. in Apogee Stadium. The press conference is on the 5th floor in the Bill Mercer Press Club. Afterwards requested players will be available to speak to the media outside of the locker room. **All player requests must be submitted to the North Texas media relations office by 12 p.m. on Sunday.** If a requested player is not available at the press conference, he will be made available after practice on Tuesday.

Out of Town Media

Coach McCarney and his assistant coaches are also available by request to out-of-town media. Contact the media relations office to arrange these requests.

Player Interviews

All player interviews must be arranged through the Athletic Communications office. Player interviews will be conducted on Monday following Coach McCarney's press conference or following practice on Tuesday if the requested player is not available at the press conference. Special exceptions may be granted to those media members needing to interview players prior to Tuesday practice at the discretion of the media relations office.

Covering Practice

North Texas football practices are closed to the media with the exception of the first five periods (25 minutes) on Tuesday and Wednesday. Coach McCarney and the players that were not available for the Monday press conference will be made available for interviews immediately following Tuesday's practice. No coaches or players will be available after Tuesday.

Mean Green on the Web

Statistics and news releases on North Texas football and all 16 Mean Green athletic programs are available 24 hours a day, seven days a week at www.Mean-GreenSports.com, the official website of North Texas Athletics.

Media Credentials

All requests for press, broadcast, photo and parking credentials should be made in writing at least one week prior to the requested game. Direct all requests to Steven Bartolotta, by email to steven.bartolotta@unt.edu or phone at 940-369-8329. All credentials that are not picked up prior to the day of the game will be left at the media will call.

Photographers

Credentials will only be issued to accredited photographers for a working purpose and should be requested in the same manner as regular media passes. Photographers with a credential should report to the press box prior to the game. Photographers are not permitted in the team areas between the 25-yard lines. Photographers are not permitted to enter the bench area at any time. The press box also has a photography work room that will be available before and after the game.

Media Parking

A limited number of media parking spaces are available at Apogee Stadium. Media must request parking passes along with credential requests. Parking passes will be provided only to the organizations that cover North Texas on a regular basis.

Press Box Services

Telephones: Visiting radio stations will be given one phone line and one ISDN line for broadcasts. For addition needs or questions you can call Steven Bartolotta at 940-369-8329.

Wireless: Wireless internet is available in the North Texas press box for all members of the working media. Please contact a member of the media relations staff to obtain instructions.

Statistics: Complete individual and team stats, play-by-play and post-game quotes will be available to the media following each game. Quickie stats will be distributed after each quarter. Complete media packets, including game programs, flip cards and updated releases will be distributed prior to each game.

Mailing Address

Athletics Communications
1155 Union Circle
Box 311397
Denton, TX 76203-5017

Delivery Address

Athletic Department
1301 S. Bonnie Brae St.
Denton, TX 76207-2003

Apogee Stadium Press Box

940.369.7578

**North Texas Athletic
Athletics Communications Staff**



Eric Capper
Director (Football Contact)
Office: 940.565.2476
Home: 940.498.1011
Cell: 940.367.0727
Email: Eric.Capper@unt.edu



Steven Bartolotta
**Assistant Director
(Football Contact)**
Office: 940.369.8329
Cell: 817.300.1931
Email: Steven.Bartolotta@unt.edu



David Pyke
**Director of Creative Web
Design**
Office: 940.369.5990
Email: David.Pyke@unt.edu



Amy Ruggini
Assistant Director
Office: 940.369.7980
Email: Amy.Ruggini@unt.edu

2015 North Texas Football Schedule

SEPTEMBER

12	at SMU	6 p.m.
19	vs. Rice*	1:30 p.m.
26	at Iowa	TBA

OCTOBER

3	at Southern Miss*	6 p.m.
10	vs. Portland State	4 p.m.
15	vs. WKU*	6:30 p.m.
24	at Marshall*	2:30 p.m.
31	vs. UTSA*	6 p.m.

NOVEMBER

7	at Louisiana Tech*	2:30 p.m.
14	at Tennessee	TBA
21	at Middle Tennessee*	11 a.m.
28	vs. UTEP*	TBA

*Conference USA Game

All Times Central