



North Texas Football

Assistant Athletic Director of Communications (Football contact): Jordan Stepp
 Phone: (805) 551-8648 • Email: jordan.stepp@unt.edu

Website: MeanGreenSports.com • Facebook: Facebook.com/MeanGreenFB • Twitter: @MeanGreenFB • Instagram: @MeanGreenFB • #GMG • #NewDenton

2017 SCHEDULE

Overall: 8-3 • C-USA: 6-1

DATE	OPPONENT	TIME/RESULT
9/2	vs. Lamar ~ ESPN3	W, 59-14
9/9	at SMU ~ ESPN3	L, 54-32
9/16	at Iowa ~ ESPN2	L, 31-14
9/23	vs. UAB*~ beIN SPORTS	W, 46-43
9/30	at Southern Miss*~ CUSA.TV	W, 43-28
10/14	vs. UTSA*~ CW33/ ESPN3	W, 29-26
10/21	at Florida Atlantic*~ ESPN3	L, 69-31
10/28	vs. Old Dominion*~ ESPN3	W, 45-38
11/4	at Louisiana Tech*~ STADIUM	W, 24-23
11/11	vs. UTEP*~ ESPN3	W, 45-10
11/18	vs. Army~ beIN SPORTS	W, 52-49
11/25	at Rice*~ ESPN3	12 p.m.
12/2	at Florida Atlantic^ ESPN2	11 a.m.

* Denotes Conference USA Contest, ~ Mean Green Sports Network (radio), ^ C-USA Championship Game, All Game Times Listed in CT

By The Numbers

38.2

Through 11 games, the Mean Green are averaging 38.2 points per game, which is second in C-USA. North Texas averaged 24.8 ppg in 2016, which was a jump of 9.6 from 2015 prior to Seth Littrell's arrival in Denton.

3,198

Sophomore QB Mason Fine has thrown for a single-season best 3,198 yards this year after completing 24-for-36 passes for 386 yards and four touchdowns in the win over Army West Point.

26

Fine threw for four touchdowns last week in the win over Army West Point, and now has tied the North Texas single-season mark for TD passes with 26.

148

Senior K Trevor Moore has made 148 consecutive extra points heading into week 13, a school record. He is also holds the school record for most PATs made in a career.

@MeanGreenFB   

North Texas MEAN GREEN (8-3, 6-1 C-USA)



North Texas at Rice

Date.....Sat., Nov. 25 | 12 p.m. CT
 Venue Apogee Stadium
 Location Houston, Texas
 Live Stats .. MeanGreenSports.com
 Live Tweets @MeanGreenFB
 TV ESPN3
 Radio KHYI 95.3 FM
 KNTU 88.1 FM
 KGAF 1580 AM
 Series.....Rice leads 4-3
 Last Meeting ...North Texas 42,
 Rice 35 (2OT) on 9/24/16

Rice OWLS (1-10, 1-6 C-USA)



North Texas (8-3, 6-1 C-USA) travels to Houston to wrap up its regular season schedule by taking on Rice (1-10, 1-6 C-USA) Saturday at 12 p.m. CT at Rice Stadium. North Texas enters play fresh off a thrilling 52-49 win over Army, who had won six straight entering play. Rice dropped a 24-21 contest at Old Dominion last week. The Mean Green also learned that they will be returning to Boca Raton, Florida, on Dec. 2 for the Dynacraft Conference USA Championship Game to take on Florida Atlantic, by virtue of the Owls' win over FIU.

Saturday's game will be broadcast live on ESPN3 with Alex Del Barrio (pxp) and N.D. Kalu (analyst) as well as on the radio on the Mean Green Sports Network with Dave Barnett (pxp) and Hank Dickenson (analyst).

North Texas' Top Storylines, Streaks & Trends

Next Up

The Mean Green travel to Boca Raton, Florida, next week in search of their first Conference USA championship when they do battle with Florida Atlantic in a rematch of their Oct. 21 meeting. The title game kicks off at 11 a.m. CT and will be broadcast live on ESPN2.

The Mean Green's last conference title came as members of the Sun Belt in 2004.

Four Straight

North Texas knocked off Army West Point 52-49 last week to pick up their fourth straight win. The Mean Green are also 7-1 in their last eight games.

The four-game winning streak is the longest of the Seth Littrell era, and longest since the 2013 season, when the Mean Green had a stretch of five consecutive wins.

52 Pick-Up

The Mean Green posted 52 points, their second-highest point total of the season, and are averaging 38.2 points per game through 11 games, which is second in Conference

USA and 15th in the country.

* North Texas averaged 24.8 ppg in 2016, taking an 13.4 ppg jump in 2017.

* The Mean Green made a 9.6 ppg jump in 2016.

That's Offensive

The Mean Green lead the conference in total offense, averaging 477.4 yards per contest, which ranks 16th nationally.

* North Texas averaged 341.8 yards per game last season, which ranked 12th out of 13 teams in conference last season.

* The Mean Green are averaging 6.49 yards per play, which ranks 22nd-best nationally.

* North Texas ranked 117th nationally each of the previous two seasons (5.08 yards per play in 2016 and 4.56 yards per play in 2015). The 2013 team that won the Heart of Dallas Bowl at 9-4, finished 63rd in that category at 5.61 yards per play.

MEAN GREEN RECORD WATCH

Single-Season Rushing Yards

1. Jamario Thomas, 2004	1,801
2. Patrick Cobbs, 2003	1,680
3. Lance Dunbar, 2010	1,553
4. Bernard Jackson, 1978	1,453
5. Lance Dunbar, 2009	1,378
6. Kevin Galbreath, 2002	1,298
7. Jeffery Wilson, 2017	1,215
8. Patrick Cobbs, 2005	1,154
9. Malcolm Jones, 1980	1,144
10. Kevin Galbreath, 2001	1,119

Single-Season Rushing TDs

1. Patrick Cobbs, 2003	19
2. Jamario Thomas, 2004	17
Lance Dunbar, 2009	17
4. Jeffery Wilson, 2017	16
5. Jeffery Wilson, 2016	14

Career Rushing Yards

1. Lance Dunbar, 2008-11	4,224
2. Patrick Cobbs, 2001-05	4,050
3. Jamario Thomas, 2004-07	3,496
4. Jeffery Wilson, 2014-pres.	3,205
5. Ja'Quay Wilburn, 1997-2000	3,120

Career Rushing TDs

1. Lance Dunbar, 2008-11	41
2. Patrick Cobbs, 2001-05	36
3. Jeffery Wilson, 2014-pres.	32
4. Scott Davis, 1987-90	29
5. Jamario Thomas, 2004-07	27

Career 100-Yard Rushing Games

1. Patrick Cobbs, 2001-05	21
Lance Dunbar, 2008-11	21
3. Kevin Galbreath, 2001-02	15
4. Jamario Thomas, 2004-07	13
5. Jeffery Wilson, 2014-pres.	12
Bernard Jackson, 1978-79	12
Ja'Quay Wilburn, 1997-00	12

Career Rushing Attempts

1. Patrick Cobbs, 2001-05	818
2. Lance Dunbar, 2008-11	782
3. Jamario Thomas, 2004-07	667
4. Ja'Quay Wilburn, 1997-00	647
5. Kevin Galbreath, 2001-02	580
6. Jeffery Wilson, 2014-pres.	562
7. Darrin Collins, 1986-89	544
8. Ken Washington, 1974-77	532

Single-Season Passing Yards

1. Mason Fine, 2017	3,198
2. Mitch Maher, 1994	3,103
3. Derek Thompson, 2013	2,896
4. Steve Ramsey, 1969	2,828
5. Giovanni Vizza, 2008	2,758

Single-Season Passing TDs

1. Mason Fine, 2017	26
Mitch Maher, 1994	26
2. Steve Ramsey, 1969	24
Steve Ramsey, 1968	24
Mitch Maher, 1993	24

Single-Season Pass Attempts

1. Giovanni Vizza, 2008	493
2. Steve Ramsey, 1969	414
3. Derek Thompson, 2013	390
4. Mason Fine, 2017	388
5. Giovanni Vizza, 2007	383
6. Derek Thompson, 2012	372
7. Mitch Maher, 1994	370
8. Vidal Carlin, 1965	341

Single-Season Completions

1. Giovanni Vizza, 2008	309
2. Derek Thompson, 2013	251
3. Mason Fine, 2017	248
4. Mitch Maher, 1994	231
5. Giovanni Vizza, 2007	223

Single-Season Pass Efficiency

1. Mitch Maher, 1994	190.89
2. Ken Washington, 1977	158.93
3. Scott Hall, 2003	153.43
4. Mason Fine, 2017	150.11
5. Mitch Maher, 1993	137.40

Single-Season Completion Percentage

1. Riley Dodge (205-303), 2009	67.7
2. Derek Thompson (251-390), 2013	64.4
3. Mason Fine (248-388), 2017	63.9
4. Daniel Meager (107-169), 2007	63.3
5. Giovanni Vizza (309-493), 2008	62.7
6. Mitch Maher (231-370), 1994	62.4
7. Jordan Case (103-167), 1979	61.6
8. Rusty Hill (177-292), 1982	60.6
9. Riley Dodge (106-176), 2010	60.2
10. Mason Fine (155-263), 2016	59.4

Career Passing Yards

1. Mitch Maher, 1991-94	8,519
2. Derek Thompson, 2009-13	7,447
3. Steve Ramsey, 1967-69	7,076
4. Scott Davis, 1987-90	6,923
5. Scott Hall, 2000-04	5,975
6. Giovanni Vizza, 2007-08	5,146
7. Mason Fine, 2016-pres.	4,770
8. Jason Mills, 1994-97	3,981

Career Passing TDs

1. Steve Ramsey, 1967-69	69
2. Mitch Maher, 1991-94	67
3. Scott Hall, 2000-04	50
4. Derek Thompson, 2009-13	42
5. Scott Davis, 1987-90	41
6. Mason Fine, 2016-pres.	32
Giovanni Vizza, 2007-08	32
Jason Mills, 1994-97	32
9. Vidal Carlin, 1965-66	25

Career Pass Attempts

1. Mitch Maher, 1991-94	1,149
2. Derek Thompson, 2009-13	1,055
3. Steve Ramsey, 1967-69	1,015
4. Scott Davis, 1987-90	922
5. Giovanni Vizza, 2007-08	876
6. Scott Hall, 2000-04	784
7. Jason Mills, 1994-97	697
8. Mason Fine, 2016-pres.	649
9. Vidal Carlin, 1965-66	633

Career Completions

1. Mitch Maher, 1991-94	640
2. Derek Thompson, 2009-13	636
3. Giovanni Vizza, 2007-08	532
4. Scott Davis, 1987-90	519
5. Steve Ramsey, 1967-69	491
6. Scott Hall, 2000-04	422
7. Mason Fine, 2016-pres.	403

Career Pass Efficiency

1. Mason Fine, 2016-17	135.48
2. Scott Hall, 2000-04	132.36
3. Mitch Maher, 1991-94	128.56
4. Scott Davis, 1987-90	126.44
5. Derek Thompson, 2009-13	126.27

Career Completion Percentage (min. 200)

1. Riley Dodge (311-481), 2008-10	64.7
2. Mason Fine (403-649), 2016-17	62.1
Jordan Case (218-354), 1977-79	61.6
4. Giovanni Vizza (532-876) 2007-08	60.7
5. Derek Thompson (636-1,055), 2009-13	60.3

Career 200-Yard Passing Games

1. Mitch Maher, 1991-94	23
2. Steve Ramsey, 1966-69	20
Derek Thompson, 2009-2013	20
4. Mason Fine, 2016-pres.	15
Giovanni Vizza, 2007-08	15

Consecutive 200-Yard Passing Games

1. Mitch Maher, 1994	10
2. Mason Fine, 2016-pres.	8
Derek Thompson, 2012	8
4. Giovanni Vizza, 2008	6
Steve Ramsey, 1969	6

MEAN GREEN RECORD WATCH

Career 300-Yard Passing Games

1. Derek Thompson, 2009-2013	7
2. Mason Fine, 2016-pres.	6
Steve Ramsey, 1966-69	6
4. Giovanni Vizza, 2007-08	4
Mitch Maher, 1991-94	4

Single-Season Receiving Yards

1. Casey Fitzgerald, 2007	1,322
2. Barry Moore, 1969	1,130
John Love, 1966	1,130
4. Casey Fitzgerald, 2008	1,119
5. Barry Moore, 1968	1,053
6. David Brown, 1968	1,013
7. John Love, 1965	994
8. Marcus Camper, 1988	938
9. Marvin Walker, 1982	934
10. Ron Shanklin, 1969	874
- Jalen Guyton, 2017	758

Single-Season Receiving TDs

1. Ron Shanklin, 1967	13
2. Casey Fitzgerald, 2007	12
3. David Brown, 1994	11
George Marshall, 2001	11
Marvin Walker, 1982	11
6. John Love, 1966	10
7. Jalen Guyton, 2017	9
Johnny Quinn, 2004	9
Charlie Murray, 1978	9
10. Troy Redwine, 1995	8

Career All-Purpose Yards

1. Brelan Chancellor, 2010-13	5,503
2. Lance Dunbar, 2008-11	5,375
3. Patrick Cobbs, 2001-05	5,222
4. Jeffery Wilson, 2014-pres.	4,009
5. Johnny Quinn, 2003-06	3,835
6. Jamario Thomas, 2004-07	3,670
7. Marcus Camper, 1985-88	3,562
8. Abner Haynes, 1957-59	3,322
9. Ja'Quay Wilburn, 1997-2000	3,299
10. Broderick McGrew, 1996-99	3,022

Career Yards of Total Offense

1. Mitch Maher, 1991-94	9,006
2. Craig Robertson, 2006-10	8,436
3. Brad Kassell, 1998-01	7,760
Zach Orr, 2010-13	6,568
5. Lester Harper, 1980-83	6,440
6. Burks Washington, 1975-78	5,631
7. Mason Fine, 2016-pres.	4,976
8. Ken Washington, 1974-77	4,313

Career Tackles

1. Byron Gross, 1987-90	386
2. Craig Robertson, 2006-10	381
3. Brad Kassell, 1998-01	365
Zach Orr, 2010-13	365
5. Lester Harper, 1980-83	362
6. Burks Washington, 1975-78	351
7. Lance White, 1983-86	325
- Kishawn McClain, 2014-pres.	319

Single-Season PATs Made

1. Trevor Moore, 2017	48
Zach Paul 2013	48
3. Nick Bazaldua, 2003	44
Trevor Moore, 2016	41
5. Nick Bazaldua, 2003	37
Iseed Khoury, 1977	37
Keith Chapman, 1988	37
Trevor Moore, 2014	37

Career PATs Made

1. Trevor Moore, 2014-pres.	148
2. Nick Bazaldua, 2002-05	121
3. Keith Chapman, 1986-89	89

Career PAT Percentage

1. Trevor Moore, (148-148) 2014-pres.	100.0
2. Iseed Khoury (69-70), 1975-77	98.5
3. Zach Paul (48-49), 2012-14	97.9
4. Keith Chapman (89-91), 1986-89	97.8

Most Consecutive PATs Made

1. Trevor Moore, 2014-pres.	148
2. Keith Chapman, 1987-89	61
3. Iseed Khoury, 1975-77	60

Single-Season FGs Made

1. Keith Chapman, 1989	19
2. Trevor Moore, 2017	15
Trevor Moore, 2014	15
Dennis Hopovac, 2006	15
5. Nick Bazaldua, 2004	14
Garrett Courtney, 1997	14
Jeff Graham, 1996	14
Keith Chapman, 1988	14
Keith Chapman, 1987	14
Whit Smith, 1980	14

Career FGs Made

1. Keith Chapman, 1986-89	49
2. Trevor Moore, 2014-pres.	48
3. Nick Bazaldua, 2002-05	42
4. Zach Olen, 2010-13	32
5. Garrett Courtney, 1987-88	29

Single-Season FG Percentage (min. 10)

1. Trevor Moore (15-17), 2017	88.2
Trevor Moore (15-17), 2014	88.2
3. Garrett Courtney (14-16), 1997	87.5
4. Zach Olen (13-15), 2010	86.7
5. Jason Ball (9-11), 1999	81.8

Career FG Percentage

1. Trevor Moore (48-61), 2014-pres.	78.7
2. Jeff Graham (26-35), 1994-96	74.3
Garrett Courtney (29-39), 1997-98	74.3
4. Richard DeFelice (18-25), 1992-93	72.0
5. Dennis Hopovac (15-21), 2003-06	71.4

Team Records

Most Rushing TDs (Season)

1. 1951	33
2. 2013	31
3. 2003	28
4. 2009	27
5. 2017	26
6. 2016	24
1977	24
8. 2002	23
9. 1961	22
10. 2014	21
2004	21
1986	21
1980	21

Most Rushing Yards (Season)

1. 1951	3,079
2. 1959	2,908
3. 1952	2,593
4. 1953	2,512
5. 2010	2,426
6. 2002	2,372
7. 1980	2,366
8. 2013	2,349
9. 1986	2,344
10. 1957	2,308
- 2017	2,019

Most Rushing Yards Per Game (Season)

1. 1959	290.8
2. 1951	279.9
3. 1952	259.3
4. 1953	251.2
5. 1986	234.4
6. 1957	230.8
7. 1980	215.0
8. 1961	210.9
9. 2010	202.1
10. 2002	197.6
- 2017	183.5

MEAN GREEN RECORD WATCH/NOTES

Most Passing Yards Per Game (Season)

1. 1969	294.4
2. 2017	293.8
3. 1994	292.5
4. 2007	289.7
5. 1966	259.5

Most Passing TDs (Season)

1. 2017	27
1964	27
3. 1967	25
1968	25
1969	25
1966	25

Most Passing Attempts (Season)

1. 2007	553
2. 2008	493
3. 1982	454
4. 2016	449
5. 1969	447
- 2017	396

Most Completions (Season)

1. 2007	330
2. 2008	309
3. 2009	277
4. 2016	261
5. 2013	261
- 2017	252

Most Plays (Season)

1. 2013	951
2. 2007	934
3. 2008	884
4. 1980	878
5. 2016	875
- 2017	809

Most Yards Total Offense (Season)

1. 2013	5,336
2. 2017	5,251
3. 2009	4,904
4. 2007	4,901
5. 1951	4,845

Most Yards Total Offense Per Game (Season)

1. 2017	477.4
2. 1969	421.0
3. 1951	420.2
4. 2013	410.5
5. 2009	408.7

Most First Downs (Season)

School Record	
2013	279
2017	268

* North Texas is averaging 73.55 plays per game in 2017, compared to 67 per game in 2016, Littrell's first year in Denton.

* The Mean Green have surpassed 400 yards of offense in 10 of their 11 games in 2017 and 500 yards on three occasions. North Texas had only five games in 2016 (out of 13) that they went over 400 yards of total offense, none of which topped 500.

That Old Silk Hat

The Mean Green picked up their eighth win of the season last week with their 52-49 win over Army West Point, the program's most since a nine-win season in 2013.

* Should the Mean Green be selected for a bowl game, it would mark the second straight year that North Texas will have gone bowling. The Mean Green made a bowl last season at 5-7 by virtue of not enough six-win programs being eligible and North Texas' exceptional APR score (Academic Progress Rate).

* The last time the Mean Green went to bowls in consecutive seasons was 2003 and 2004, part of a run of four consecutive trips to the New Orleans Bowl (2001-04), which included three outright Sun Belt championships and a share of another.

First Downs

North Texas has posted 268 first downs over the first 11 games, and their 24.4 first downs per game ranks best in Conference USA.

* The Mean Green had 25 first downs last week in the win against Army West Point

* The 268 first downs rank 10th in the country.

Explosive Plays

The Mean Green had seven plays of 15-yards or more from scrimmage last week in the win against Army West Point and now have 47 offensive plays of 15-plus yards on the season.

* Sophomore quarterback Mason Fine (Locust Grove, Oklahoma) completed six passes of 15 yards or more, last week in the win over Army West Point. Two were good for touchdown passes of 68 yards (in the fourth quarter) and 45 yards (in the first quarter) to senior Turner Smiley (Frisco).

Fine also connected with sophomore Michael Lawrence (Sweetwater, Texas) for a 48-yard gain in the third quarter, which also set up a Fine-to-Lawrence touchdown in the same drive. Fine also connected with fellow sophomore Oklahoman Rico Bussey, Jr. (Lawton, Oklahoma) for a 29-yard gain and an 18-yard gain in the game as well. Fine also hit redshirt sophomore Jalen Guyton for a gain of 17 in the first quarter.

* Fine has thrown 15 touchdown passes of 20 or more yards this season (26 total).

* Senior running back Jeffery Wilson (Elkhart, Texas) has 38 runs of 10-plus yards this season.

Wilson Continues to Climb Record Books

Mean Green senior running back Jeffery Wilson (Elkhart, Texas), two-time Conference USA Player of the Week (weeks one and four), carried 19 times for 72 yards and two touchdowns last week in the win over Army West Point. Wilson is the conference's second-leading rusher at 110.5 yards per game, which also ranks 19th nationally. Wilson's 16 rushing scores are seventh-best in the nation and his 1,215 rushing yards also rank 18th-best in the country.

* Wilson has 188 carries for 1,215 yards and 16 touchdowns this season through 11 games.

* Wilson had two rushing scores last week during the win over Army West Point when he scored from five and seven yards out in the first and second quarters. Wilson has scored at least one rushing touchdown in 11 of his last 12 games, dating back to the Zaxby's Heart of Dallas Bowl in 2016, also against Army West Point.

* Wilson's 6.46 yards per carry ranks 15th-best in the nation and he leads C-USA.

* His 211-yard performance in week four tied for the third-best in the nation that week.

* Wilson has rushed for 3,205 yards in his career, which places him fourth in school history. Two weeks ago against UTEP he became just the fifth player in school history to reach 3,000 career rushing yards.

* Wilson is 291 yards from Jamario Thomas' (2004-07) third spot.

MEDIA AVAILABILITY FOR WEEK 13

13	14	15	16	17	18	19
No Media Availability	Practice at Athletic Center 8:55 a.m. Seth Littrell Press Conference 11:30 a.m. Team Meeting Room, Ground floor of Athletic Center Only day for player availability immediately following press conference	Practice at Athletic Center Seth Littrell available for out of town media No player availability	Walk through at Athletic Center No player availability	Practice at Athletic Center Travel to Houston No player availability	Kickoff at Rice at 12 p.m. CT	Player Conditioning at the Athletic Center

NORTH TEXAS MEDIA SERVICES

Who to contact:

Jordan Stepp: 940-369-8329 (Office)
805-551-8648 (Cell)
E-mail: jordan.stepp@unt.edu

Eric Capper: 940-565-2476 (Office)
940-367-0727 (Cell)
E-mail: eric.capper@unt.edu

Practice Coverage

Media has limited access to North Texas football practice. The media may view the period from 9:15-9:35 a.m. of practices on Tuesday and Wednesday. The remaining practice is closed to all media and fans.

Credentials For Media

Those wishing to cover North Texas must contact Jordan Stepp for credentials for home and away games.

Tuesday Press Conference

Head coach Seth Littrell's weekly media availability for local media will be conducted at a press conference on Tuesday in the Team Meeting Room on the bottom floor of the Athletic Center following practice around 11:25 a.m.

Post-Practice Interviews

Interviews following practice on Tuesday will be conducted only for requested players. **Requests for players should be made in advance through the athletic communications office by Monday at 12 p.m.** Special exemptions may be granted to those media wishing to interview a specific student-athlete before practice or on a different day at the discretion of the athletic communications office.

All out of town media with requests for Coach Littrell, assistant coaches or players must contact Jordan Stepp.

Post-Game Interviews

The North Texas locker room is closed to all members of the media. Head coach Seth Littrell and requested players will be available for interviews following a brief cooling off period. Postgame interviews at Apogee Stadium will be held in the team meeting room in the Athletic Center.



COLLEGEPRESSBOX.COM IS THE OFFICIAL MEDIA WEBSITE FOR DIVISION I FOOTBALL. ACCESS AND DOWNLOAD WEEKLY GAME NOTES, QUOTES, STATISTICS, MEDIA GUIDES, HEADSHOTS, LOGOS AND MORE FOR EACH CONFERENCE AND ITS MEMBER SCHOOLS. LOGIN INFORMATION WILL BE DISTRIBUTED TO ACCREDITED MEDIA OR YOU CAN APPLY FOR A PASSWORD BY SENDING AN E-MAIL TO PASSWORD@COLLEGEPRESSBOX.COM.

* Wilson has 562 career carries after his 19 totes last week against Army West Point, which ranks sixth in school history in that category after passing Darrin Collins (1986-89) and is 16 behind Kevin Galbreath (2001-02) for fifth.

* Wilson has a single-season career high of 188, exceeding last season's workload.

* Last season Wilson finished with 169 carries for 936 yards and 14 touchdowns, which were career highs for a single season in 11 games.

Fine Leading Mean Green Offense

Sophomore quarterback Mason Fine (Locust Grove, Oklahoma) completed 24-of-36 passes for 386 yards and a career-high-tying four touchdown passes with one interception last week in the win over Army West Point. Fine has completed 248-of-388 passes (63.9 percent) for 3,198 yards with 26 touchdowns and 10 interceptions in 2017.

* Fine is now the school record-holder for most passing yards in a single season after his 386-yard performance against Army West Point. Fine passed Mitch Maher's 1994 season (3,103) yards last week in the win.

* Fine is on pace to throw for 4,070 yards and 33 touchdowns in a 14-game season (which includes the conference championship and potential bowl game). That would put him first in program history in both passing yards and single-season passing touchdowns.

* Fine surpassed 4,000 yards passing for his career in the win at La Tech three weeks ago, becoming the seventh North Texas quarterback to hit that milestone.

* Fine is in seventh place in program history in career passing yards (4,770) with his 386-yard performance last week in the win over

NORTH TEXAS QUICK FACTS

LOCATION	DENTON, TEXAS
FOUNDED	1890
PRESIDENT	DR. NEAL SMATRESK
ENROLLMENT	38,121
FOUNDED	1890
ATHLETIC DIRECTOR	WREN BAKER
NICKNAME	MEAN GREEN
COLORS.....	GREEN AND WHITE
HOME FIELD.....	APOGEE STADIUM
CAPACITY	30,850
SURFACE	ARTIFICIAL
FIRST YEAR OF FOOTBALL.....	1913
YEARS OF FOOTBALL.....	103
CONFERENCE.....	CONFERENCE USA
HEAD COACH.....	SETH LITRELL
OVERALL RECORD	13-11 (2ND SEASON)
RECORD AT NORTH TEXAS ...	13-11 (2ND SEASON)
PRIMARY OFFENSE	SPREAD
PRIMARY DEFENSE.....	MULTIPLE

MEAN GREEN TEAM RECORD

OVERALL.....	506-500-33
HOME	273-149-12
AWAY	230-344-21
NEUTRAL	3-6
SINCE DIV. I-A (1995)	94-175
APOGEE STADIUM RECORD	26-14

VERSUS OTHER FBS CONFERENCES

AAC	1-2
ACC	0-4
BIG EAST	0-1
BIG 12	7-58
BIG 10	1-3
CONFERENCE USA	52-70-1
INDEPENDENT.....	3-4
MID-AMERICAN	3-5
MOUNTAIN WEST	7-15
PAC-12.....	2-4
SEC.....	3-37
SUN BELT.....	41-46
WAC.....	34-75-2

CURRENT TEAM STREAKS

WINS	4
HOME WINS.....	7
AWAY WINS.....	1
C-USA WINS	2
LOSSES	0
HOME LOSSES.....	0
AWAY LOSSES.....	0
NON-CONFERENCE WINS	1
NON-CONFERENCE LOSSES	0

THE MEAN GREEN

ALL NORTH TEXAS ATHLETIC TEAMS ARE REFERRED TO AS "NORTH TEXAS" AND THE "MEAN GREEN." DO NOT USE THE TERMS "NORTH TEXAS STATE," OR "EAGLES", TO DESCRIBE A NORTH TEXAS ATHLETIC TEAM.

MEAN GREEN'S RECORD IN 2017 WHEN:

LEADING AT THE HALF.....	5-1
TRAILING AT THE HALF.....	3-2
TIED AT THE HALF.....	0-0
LEADING AFTER THREE QUARTERS.....	5-0
TRAILING AFTER THREE QUARTERS.....	3-3
TIED AFTER THREE QUARTERS.....	0-0
SCORING FIRST.....	5-2
OPPONENT SCORES FIRST.....	3-1
RUNNING MORE PLAYS THAN OPPONENT..	6-0
OPPONENT RUNS MORE PLAYS.....	2-3
SAME NUMBER OF PLAYS.....	0-0
COMMITTING MORE TURNOVERS.....	2-2
COMMITTING LESS TURNOVERS.....	3-0
TURNOVERS ARE EVEN.....	3-1
COMMITTING AT LEAST TWO TURNOVERS..	3-3
WINNING TIME OF POSSESSION.....	4-2
OPPONENT WINS TIME OF POSSESSION....	4-1
RUNNING 70 OR MORE OFF. PLAYS.....	6-2
RUNNING LESS THAN 70 OFF. PLAYS.....	2-1
RUSHING FOR 150 YARDS OR MORE.....	6-0
RUSHING FOR LESS THAN 150 YARDS.....	2-3
PASSING FOR 200 YARDS OR MORE.....	8-2
PASSING FOR LESS THAN 200 YARDS.....	0-1
PASSING % IS OVER 55%.....	7-3
PASSING % IS LESS THAN 55%.....	1-0
THIRD DOWN CONV. IS OVER 40%.....	7-1
THIRD DOWN CONV. IS LESS THAN 40%....	1-1
THIRD DOWN CONV. IS 40%.....	0-1
GAINING MORE TOTAL YARDS THAN OPP. ..	7-0
GAINING LESS TOTAL YARDS THAN OPP.....	1-2
PLAYING AT HOME.....	6-0
PLAYING ON THE ROAD.....	2-3
PLAYING ON NATURAL GRASS.....	0-1
PLAYING ON ARTIFICIAL SURFACE.....	8-2

UNDER HEAD COACH SETH LITRELL:

LEADING AT THE HALF.....	9-1
TRAILING AT THE HALF.....	4-10
TIED AT THE HALF.....	0-0
LEADING AFTER THREE QUARTERS.....	9-0
TRAILING AFTER THREE QUARTERS.....	3-11
SCORING FIRST.....	7-3
OPPONENT SCORES FIRST.....	6-8
RUNNING MORE PLAYS THAN OPPONENT..	8-3
OPPONENT RUNS MORE PLAYS.....	5-8
SAME NUMBER OF PLAYS.....	0-0
COMMITTING MORE TURNOVERS.....	4-6
WINNING TURNOVER MARGIN.....	5-2
TURNOVERS ARE EVEN.....	4-3
COMMITTING AT LEAST TWO TURNOVERS..	5-7
WINNING TIME OF POSSESSION.....	6-3
OPPONENT WINS TIME OF POSSESSION....	7-8
RUNNING 70 OR MORE OFF. PLAYS.....	9-5
RUNNING LESS THAN 70 OFF. PLAYS.....	4-6
RUSHING FOR 150 YARDS OR MORE.....	10-1
RUSHING FOR LESS THAN 150 YARDS.....	3-10
RUSHING FOR 200 YARDS OR MORE.....	7-0
PASSING FOR 200 YARDS OR MORE.....	11-7
PASSING FOR LESS THAN 200 YARDS.....	2-4
PASSING % IS OVER 55%.....	9-8
PASSING % IS LESS THAN 55%.....	4-3
THIRD DOWN CONV. IS OVER 40%.....	9-4
THIRD DOWN CONV. IS LESS THAN 40%....	3-5
THIRD DOWN CONV. IS 40%.....	1-2
SCORING 20 POINTS OR MORE.....	13-6
SCORING 30 POINTS OR MORE.....	10-3
SCORING 40 POINTS OR MORE.....	8-0
HOLDING OPP. TO 10 POINTS OR LESS.....	1-0
HOLDING OPP. TO 20 POINTS OR LESS.....	4-0
GAINING MORE TOTAL YARDS THAN OPP. ..	9-1
GAINING LESS TOTAL YARDS THAN OPP.	4-9
PLAY AT HOME.....	9-3
PLAYING ON THE ROAD.....	4-7
NEUTRAL SITE.....	0-1

Army. Fine is 376 yards behind the sixth spot, held by Giovanni Vizza (2007-08).

* Fine is also seventh in program history in career completions (403). Fine trails Scott Hall (2000-04) by 19 completions heading into this week's game at Rice.

* Fine is in eighth place in school history for his career in passing attempts. The sophomore has 649 through 21 games, and trails Jason Mills (1994-97) by 48 attempts for seventh. Fine passed Vidal Carlin (1965-66) in the win over Army.

* Fine is in second in Conference USA in passing yards per game (290.7), in passing yards (3,198) and leads the league in passing touchdowns (26).

* He has thrown for multiple touchdowns in a game eight times this year (each of the first two weeks, vs. Lamar, and at SMU, vs. UAB, at Southern Miss, vs. UTSA, at Florida Atlantic, against UTEP and last week against Army West Point).

* Fine's 26 touchdown passes through 11 games surpass his output from 10 games last season (six). The 26 touchdown passes also rank 12th in the nation.

* His 150.1 pass efficiency rating is also the best in the conference.

* Fine's 424-yard performance in week two at SMU was the sixth-best in program history and the best since Giovanni Vizza threw for 478 against Navy in 2007. Fine is one of eight players in Mean Green history to have thrown for 400 yards or more in a game.

Single-Game Passing Yards

1. Daniel Meager vs. SMU, 2007 601
2. Steve Ramsey vs. La.-Lafayette, 1969 495
3. Mitch Maher vs. SFA, 1994 486
4. Giovanni Vizza vs. Navy, 2007 478
5. Steve Ramsey vs. Cincinnati, 1968 433
- 6. Mason Fine at SMU, 2017 424**

* Fine's 424-yard performance at SMU is the second-most passing yards in a single game this season in Conference USA after Western Kentucky's Mike White passed for 485 last week in a triple overtime win over Middle Tennessee.

* After Fine's 386-yard performance last week in the win against Army West Point, Fine has 15 200-yard passing games in his

career, which is the fourth-most in school history. He is tied with Giovanni Vizza (2007-08), who also had 15 and trails Steve Ramsey (1966-69) and Derek Thompson (2009-2013), who each have 20 and are tied for second in that category.

* Fine has thrown for 200-plus yards in eight straight games, dating back to the win over UAB on Sept. 23.

* Fine leads C-USA and ranks 19th in FBS in total offense (298.8 yards per game).

Big-Play J-G

Redshirt sophomore wide receiver Jalen Guyton (Allen) caught two passes for 27 yards and a touchdown in the win over Army West Point last week.

* Guyton was added to the Biletnikoff Award Watch List earlier this season.

* Guyton was named Conference USA co-Offensive Player of the Week for his performance on Sept. 30 at Southern Miss. Guyton's 14 catches (and 211 yards) were the most in a single game for the Mean Green since Carlos Harris' 15 grabs for 216 yards against Southern Miss in 2014. It is also tied for the most catches by anyone in C-USA this year after Western Kentucky's Nacarius Fant hauled in 14 last week in a triple overtime win over Middle Tennessee.

* Guyton's 211 yards were the ninth-most in a single game in school history and the 14 catches tied several players for fourth-most in school history in a single game.

* Guyton leads the team in receiving yards with 758 on 47 catches (16.1 yards per catch), and has nine touchdowns.

* Guyton's nine receiving touchdowns through 11 games would have been the highest touchdown total for a Mean Green receiver in 2016 (six players tied for the team lead with two).

* He is second in the conference in touchdown grabs, which also is 15th nationally.

* Guyton is averaging 68.9 yards per game receiving, which is sixth-best in C-USA.

* His 758 receiving yards are sixth-most in C-USA.

* Guyton is averaging 4.3 catches per game,

2017 Conference USA Standings

	CONFERENCE			OVERALL		
	W	L	PCT.	W	L	PCT.
EAST						
Florida Atlantic	7	0	1.000	8	3	.727
Marshall	4	3	.571	7	4	.636
FIU	4	3	.571	6	4	.600
WKU	4	3	.571	6	5	.545
Middle Tennessee	3	4	.429	5	6	.455
Old Dominion	3	4	.429	5	6	.455
Charlotte	1	6	.143	1	10	.091
WEST						
x-North Texas	6	1	.857	8	3	.727
UAB	5	2	.714	7	4	.636
Southern Miss	5	2	.714	7	4	.636
UTSA	3	4	.429	6	4	.600
LA Tech	3	4	.429	5	6	.455
Rice	1	6	.143	1	10	.091
UTEP	0	7	.000	0	11	.000

x - clinched division

which is ninth in C-USA.

* Guyton began his career at Notre Dame before transferring to Trinity Valley Community College.

* Guyton caught 45 passes for 968 yards and 12 touchdowns in 2016 at Trinity Valley.

Moore, Moore, Moore

Senior kicker Trevor Moore holds the school record for most consecutive made extra points, and recently set the record for most career PATs (148). The Edmond, Oklahoma, native pushed his school record to 148 straight made PATs after going 7-for-7 last week in the win over Army West Point. Moore has never missed an extra point attempt in his career. Moore broke the record of 61 straight that was previously held by Keith Chapman (1987-89) last season.

* Moore converted his only field goal attempt last week in the win over Army West Point, connecting from 39 yards out on a game-winner with five seconds left in the fourth quarter. Moore is 15-of-17 on field goals this season. His 15th field goal ties him for second-most in a single season in school history with his 2014 season (also 15-for-17) and Dennis Hopovac (2006).

* Moore's 88.2 field goal percentage ranks seventh-best in FBS.

* Moore has one Conference USA Special Teams Player of the Week honor this season, after converting on all four field goals, all four extra points, posting five touchbacks and he even recovered a fumble on the final play of the game against UAB in week four.

* Moore sits atop eight statistical categories in school history. In addition to field goal percentage in a single season and career and most consecutive extra points made, Moore also is the leader in extra point percentage in a single season and career (100 percent), extra points made in a single game (11 against Nicholls in 2014) and field goals made in a single game (five against SMU in 2014). His 148 extra points made are the most in school history, after passing Nick Bazaldua's (2002-05) 121 earlier this season.

* Moore ranks in the top three in three other North Texas statistical categories, and is tied for third among active Football Bowl Subdivision kickers in consecutive extra points made. The senior aims to wrap his career as the most decorated kicker in school history.

Most Consecutive Extra Points Made (active NCAA FBS kickers)

1. Daniel Carlson, Sr., Auburn – 192
2. Sean Nurenberger, Sr., Ohio State – 167
3. **Trevor Moore, Sr., North Texas – 148**
4. Aaron Medley, Sr., Tennessee – 138

#TheStandard

Sophomore wide receiver Michael Lawrence (Sweetwater, Texas) caught four passes for 79 yards and a touchdown last week in the win over Army West Point and is the team-leader in receptions with 49, for 671 yards and three touchdowns (13.2 yards per catch).

* Lawrence caught an eight-yard strike from fellow sophomore, quarterback Mason Fine (Locust Grove, Oklahoma) in the third quarter. Earlier on the drive, the pair hooked up on a 48-yard pass to put the Mean Green inside the Army 10.

* Lawrence is averaging 4.5 catches per game, which is seventh in Conference USA, and is averaging 61.0 yards per game, also ranking seventh in the conference.

* He caught just one pass for 16 yards as a true freshman last year.

Bussey Closing Strong

Sophomore wide receiver Rico Bussey, Jr. (Lawton, Oklahoma) has been a key component of the Mean Green's success this season, especially of late. Bussey has 18 catches for 283 yards and three touchdowns in his last four games after catching a career-high-tying seven passes for 85 yards in the win last week over Army West Point.

Though he did not catch a touchdown last week, Bussey has five touchdown receptions

in his last seven games.

* Bussey, Jr. has 32 catches for 433 yards and five touchdowns on the season.

Block That Kick!

North Texas is tied for the lead in FBS with four blocked punts this season, tied with Utah State, Arizona State, Virginia Tech and Northern Illinois.

* Redshirt sophomore safety Taylor Robinson (Keller) and senior defensive back Dee Baulkman (Bainbridge, Georgia) each have blocked two punts apiece.

Excellent Ejiya

Redshirt junior linebacker E.J. Ejiya (Blaine, Minnesota) has a team-high 4.5 sacks on the season and leads the team with 81 total tackles and a team-high 7.5 tackles for loss.

* Ejiya posted eight stops in the win over Army West Point last week.

* Ejiya has had double-digit tackles three times this season.

* Ejiya's 4.5 sacks are tied for eighth in Conference USA.

McClain Leads Mean Green Defense

A preseason All-Conference USA selection for the second consecutive year, senior safety Kishawn McClain (Rosenberg, Texas) garnered second team All-Conference honors in 2016 in Conference USA. For the second straight season, McClain led the team in tackles with 91 (67 solo).

* McClain recorded a team-high-tying 10 tackles, last week in the win over Army West Point and has a total of 79 stops (4.5 for loss), a forced fumble, an interception and two pass break-ups in 2017.

* McClain has 319 career tackles for the Mean Green. He is six tackles shy of Lance White (1983-86) for seventh on the program's all-time tackles list.

* McClain had double-digit tackles four different times in 2016 and has done it three thus far in 2017.

Muhammad Keeps Making Stops

Sophomore safety Khairi Muhammad (Dallas) is third on the team in tackles with 75 total tackles (41 solo) with a sack, three

tackles for loss, a forced and recovered fumble and a pass break-up.

Show Me A Smile(y)

Senior receiver Turner Smiley (Frisco) had a breakout game on senior night, posting three catches for 123 yards and two touchdowns last week in the win over Army West Point.

* Smiley caught a 45-yard touchdown in the first quarter and a 68-yard score in the fourth quarter last week. The 68-yarder was the longest reception of Smiley's career.

* Of his 21 catches, seven have gone for 20 or more yards. Smiley has 411 yards receiving with three touchdowns and is averaging a team-high 19.6 yards per catch.

Smith Steps Up

Redshirt freshman Nic Smith (Arlington) carried seven times last week against Army West Point in the win for 35 yards and a touchdown, carrying some of the load after Jeffery Wilson went down with an injury in the third quarter.

Smith has totaled seven touchdowns during his freshman campaign, five of which have come on the ground. He has carried 92 times for 437 yards this season.

Law Firm of Jackson, Chumley and Rutherford

Redshirt junior Quinetin Jackson (Granite City, Illinois), redshirt sophomore Caleb Chumley (Longview, Texas) and redshirt junior O'Keeron Rutherford all recorded catches in North Texas' win over Army West Point last week.

Jackson and Rutherford each made their fourth catches of the season and Chumley hauled in his sixth in a game where 10 different Mean Green receivers caught passes.

Johnson's Big Return

Freshman Evan Johnson (Loranger, Louisiana), who has been a versatile component of North Texas' success this season, had the longest kick return of his career last week in the win over Army West Point, 63 yards. That set up the fourth North Texas touchdown late in the second quarter.

* Johnson leads the team in kick returns, averaging 20.4 yards per return.

Forever (Rod) Young

Junior defensive lineman Roderick Young (Spring, Texas) posted a career-high-tying seven tackles in the win over Army West Point last week.

* Young now has 40 tackles on the season, 5.5 for loss, 2.0 sacks and seven quarterback hurries in 11 starts.

Garner(ing) Respect

Redshirt junior linebacker Brandon Garner (Mansfield, Texas) posted a season-high 10 tackles last week in the win over Army West Point. He also played on several units, including all most on special teams in addition to starting at linebacker.

* Garner now has 54 tackles (5.5 for loss), a sack and three pass break-ups in 2017 in 11 appearances.

Hambone's Career Day

Sophomore defensive end LaDarius Hamilton posted a career-high eight tackles in the win over Army West Point last week. His previous career high of six was set two weeks ago in the win over UTEP.

* Hamilton has 32 tackles in 2017 to go along with 3.0 tackles for loss, five quarterback hurries, an interception and a fumble recovery.

Starting Fast At Home Was Key

After knocking off Army West Point last week at Apogee Stadium, North Texas won all six of its home games in 2017 and a lot of that can be attributed to their quick starts. The Mean Green scored on their first two possessions in five of six home games. In four of those games the Mean Green scored on back-to-back touchdown drives to open the game.

* The only home game where the Mean Green didn't score on their first possession was on 11/11 against UTEP.

Quick-Strike Offense

North Texas can score, and it can score quickly. The Mean Green have 22 touchdown drives this season of two minutes or less.

* North Texas had four such touchdown drives last week in the win over Army West Point. Sophomore quarterback Mason Fine (Locust Grove, Oklahoma) connected with senior receiver Turner Smiley (Frisco) for a

pair of scores, first, a 45-yard touchdown in the first quarter on a three-play, 76-yard drive in 1:21 and a 68-yard scoring strike in the fourth quarter on a three-play 71-yard drive in 52 seconds. Fine hit redshirt sophomore receiver Jalen Guyton (Allen) for a 10-yard score in the second quarter, finishing a five-play, 42-yard drive in 1:47. Senior running back Jeffery Wilson (Elkhart, Texas) scored on a seven-yard run to cap a two-play, seven-yard drive in 1:20 in the fourth quarter.

Cardiac Kids

Following the 52-49 win against Army West Point last week, the Mean Green are 5-0 in 2017 in games decided by seven points or less. They were 2-1 in such games last season, the only loss coming in the bowl against Army. North Texas knocked off this week's opponent, Rice, 42-35 in double overtime in Houston last year.

Win The Third Quarter

The Mean Green were outscored by Army West Point 8-7 in the third quarter in last week's win, but North Texas was still able to find a way to win. The Mean Green have been outscored in third quarters in seven of their first 11 games. They have been outscored 98-82 in third stanzas this season.

Fourth Quarter Team

North Texas has outscored its opponents 119-79 in fourth quarters this season, despite being outscored 21-17 last week in the win over Army West Point.

Conference Success

With its sixth conference win coming two weeks ago against UTEP, the Mean Green have their most conference wins since the 2013 season, when they also won six, finishing 6-2 in Conference USA on their way to a Heart of Dallas Bowl victory.

* North Texas is looking for its first seven-win conference season since 2004, when the Mean Green were 7-0 in Sun Belt play.

Red Zone Success

North Texas has scored on 90.9 percent of its red zone chances this season (40-of-44) with 33 touchdowns. Its red zone scoring percentage ranks 20th in the nation.

Littrell's Second Year Boost

Prior to his arrival in Denton Littrell was an offensive coordinator in three stops throughout his career. Each time his offense

hit year two, there was an uptick in total offense and points per game.

* Through 11 games of year two in Denton, Littrell's team is averaging 38.2 points per game (15th nationally) and they hung 59 on Lamar in the season-opener, the most points scored under Littrell. The Mean Green have topped 40 points on six occasions this season after doing so twice in 2016 and have scored 50 or more points twice in 2017.

* The Mean Green also posted a school-record 668 yards of total offense (436 on the ground) in week one and are averaging 477.4 yards of total offense per game (16th-best in the nation and best in Conference USA).

* When Littrell took over as co-offensive coordinator at Arizona, the Wildcats ranked 53rd nationally in scoring at 28.2 points per game, 24th in total offense (439.4 per game) and ninth in passing yardage (307.7 per game). Year two saw the Arizona offense score 2.6 points per game more (30.8), and the team improved to the third-best team in the country in terms of passing yardage (370.8 yards per game), as well as a 37-spot improvement in total offense (465.2).

* At Indiana in 2012, the Hoosier offense finished 51st in scoring offense (30.8 points per game), 17th in passing offense (311.2) and 34th in total offense (442.0). The Hoosiers then spiked all the way up to 16th nationally in scoring (38.4 points per game), increasing their output by 7.6 points each game. The passing yards per game actually decreased in 2013, however the total offensive output increased by 66.5 yards per game, and finished ninth nationally.

* At North Carolina the Tar Heels ranked 36th nationally in scoring offense at 33.2 points per game in 2014, while posting 429.8 yards per game of total offense (45th best in the country) and 278.4 yards per game in passing offense (27th in the nation). In 2016, the Heels improve immensely in one of the program's most successful seasons in its history. North Carolina went 11-1 before Littrell's was hired by the Mean Green on the day of the ACC Championship game. An 8.9 points per game jump (41.2 through 12 games) saw the Heels rank 11th in the country at that time. A 65.9 yards per game increase in total offense saw North Carolina leap 29 spots in the national rankings to 16th. Like his second-year squad in Bloomington,

Littrell's offense saw a more balanced attack, achieving that total offensive bump with a slightly decreased production in passing yardage per game.

Tough Sledding

There are six teams that reached bowl games a year ago on the Mean Green's 2017 schedule; Iowa, Southern Miss, UT San Antonio, Old Dominion, Louisiana Tech and Army.

* After winning 52-49 over Army last week, the Mean Green are 5-1 against such opponents (lost to Iowa on Sept. 16, also beat Southern Miss on Sept. 30, UTSA on Oct. 14, Old Dominion on Oct. 28 and at La Tech on Nov. 4).

* Seven teams on North Texas' schedule are already bowl eligible, (two more are one win from bowl eligibility). Against teams with at least six wins in 2017, the Mean Green are 4-3.

* Florida Atlantic is one of those bowl-eligible teams that defeated North Texas, and the Mean Green will have an opportunity to avenge that October defeat in the Dynacraft Conference USA Championship Game on Dec. 2 back in Boca Raton.

Halftime Leads (Usually) Equal Success

North Texas is 9-1 under head coach Seth Littrell in games where they lead at halftime after winning last week over Army West Point. North Texas held a 28-20 halftime lead over the Black Knights and are 5-1 when leading at the half in 2017.

* The only loss came after failing to hold on to a 14-10 lead at Iowa on Sept. 16.

* Conversely, they are 4-10 when trailing at the break. The four wins in Littrell's tenure when trailing at the half came on Nov. 4 at Louisiana Tech (trailed 17-10), on Oct. 14 against UT San Antonio (trailed 17-16), on Sept. 30 with a win at Southern Miss (trailed 21-17) and against this week's opponent, Rice, in 2016 (trailed 17-14).

Home Cooking

North Texas is 9-3 at home during the Seth Littrell era after a 52-49 win over Army West Point last week. North Texas finished 6-0 at Apogee Stadium in 2017.

* The Mean Green have won each of their last seven home games, dating back to last

season, when North Texas beat Southern Miss on Nov. 19, 2016.

* It marked the first undefeated season at home since 2003 and first 6-0 season at home since 1966.

What's The Rush?

North Texas added three more touchdowns on the ground last week in the win over Army West Point, giving the Mean Green 26 in 2017. They scored 24 that way in 2016.

* The 26 rushing touchdowns on the ground are the fifth-most in a single season in Mean Green history.

* North Texas has the second-most rushing touchdowns in Conference USA.

* Prior to Littrell's arrival, the Mean Green reached the end zone only seven times that way in 2015.

#LetItFly

North Texas is second in Conference USA in passing yards per game, at 293.8. (Western Kentucky leads the way at 331.7 yards per game). North Texas has the 19th-ranked passing offense in the country.

* The Mean Green also lead the conference in passing efficiency, at 149.6.

* North Texas has thrown 27 passing touchdowns, which leads C-USA.

* The Mean Green are averaging 8.16 yards per pass through 11 games in 2017, which leads C-USA, compared to 6.0 yards per pass in 2016.

O-Line Improvement

North Texas has allowed just 20 sacks in its first 11 games (1.82 per game). Last season, North Texas surrendered 43 (3.31 per game).

Third Down Improvement

North Texas struggled in the early stages of 2017 on third downs on both sides of the ball. They have been much-improved offensively lately and continued that trend last week, converting on 7-of-11 tries against Army West Point in a win.

* Offensively, North Texas is 70-for-151 (46.4 percent) on third downs. That is the best in Conference USA and 13th-best nationally.

* After three weeks of the season, North

Texas was ranked 119th in third down conversions (28.1%) and since then has gone 61-for-119 (51.3%) to climb 106 spots in the national rankings.

* Defensively, opponents have converted 78-of-174 third downs (44.8 percent), which ranks 12th in C-USA.

Turnover Margin

The Mean Green are minus-seven in 2017 in turnover differential after turning it over once last week in the win over Army West Point. Last season North Texas was plus-one.

Harrell Moves Upstairs

Offensive coordinator Graham Harrell transitioned from an on-field position in 2016 up into the press box for his second year in charge of the Mean Green offense.

What's In A (Nick) Name?

Four defensive players in Denton have some pretty interesting nicknames. Redshirt junior defensive tackle Ulaiasi Tauaalo (Keller, Texas) is affectionately known as Toala Bear, sophomore defensive lineman LaDarius Hamilton (Corrigan, Texas) goes by Hambone, senior linebacker Joshua Wheeler (Grand Prairie, Texas) is nicknamed Earl and freshman safety Tyreke Davis (Denton) is known by his teammates simply, as Denton.

Texas-Made

There are currently 84 players on the North Texas roster who are from the state of Texas. 28 players are not from the Lone Star State, and the next highest representation comes from the north in Oklahoma, with nine.

Leadership Council

The Mean Green selected 12 members to their 2017 leadership council ahead of fall camp and the members are:

Sr. S Kishawn McClain (Rosenberg, Texas)
Sr. DB Dee Baulkman (Bainbridge, Georgia)
Soph. DE LaDarius Hamilton (Corrigan, Texas)
Jr. DL Roderick Young (Spring, Texas)
RS Sr. DE Andy Flusche (Muenster, Texas)
Sr. DE Tillman Johnson (Round Rock, Texas)
Sr. K Trevor Moore (Edmond, Oklahoma)
Jr. OL Jordan Murray (Coppell, Texas)
RS Soph. RB Christian Hosley (San Antonio)
Sr. RB Jeffery Wilson (Elkhart, Texas)
RS Jr. QB Quinn Shanbour (Oklahoma City)
RS Soph. WR Jalen Guyton (Allen, Texas)

Awards Watch

Biletnikoff Award – Redshirt sophomore

wide receiver Jalen Guyton was named to the 2017 watch list for the Biletnikoff Award, presented to the nation's best receiver. He was not named one of the 10 semifinalists.

Paycom Jim Thorpe Award – Senior safety Kishawn McClain was on the 2017 watch list for the Thorpe Award, presented to the best defensive back in the country.

Campbell Trophy – Redshirt senior defensive end Andy Flusche is a semifinalist for the Campbell Trophy.

Wuerffel Award – Redshirt senior defensive end Andy Flusche was on the 2017 watch list for the Wuerffel Award, presented to the Football Bowl Subdivision player that best combines exemplary community service with athletic and academic achievement. He was not named a semifinalist.

NFF National Scholar Athlete Award – Flusche is also on the watch list for the NFF National Scholar Athlete Award. The NFF Awards Committee will select a scholar-athlete class from all divisions of football, granting each winner \$18,000 towards postgraduate studies. Each class member will also be named a finalist for the prestigious William V. Campbell Trophy®, awarded to the nation's top scholar-athlete.

Earl Campbell Tyler Rose Award – Senior running back Jeffery Wilson is on the 2017 watch list for the Earl Campbell Tyler Rose Award, presented annually to the nation's outstanding Division I college offensive player who is either born in Texas, has graduated from a Texas high school or plays at a Texas-based college.

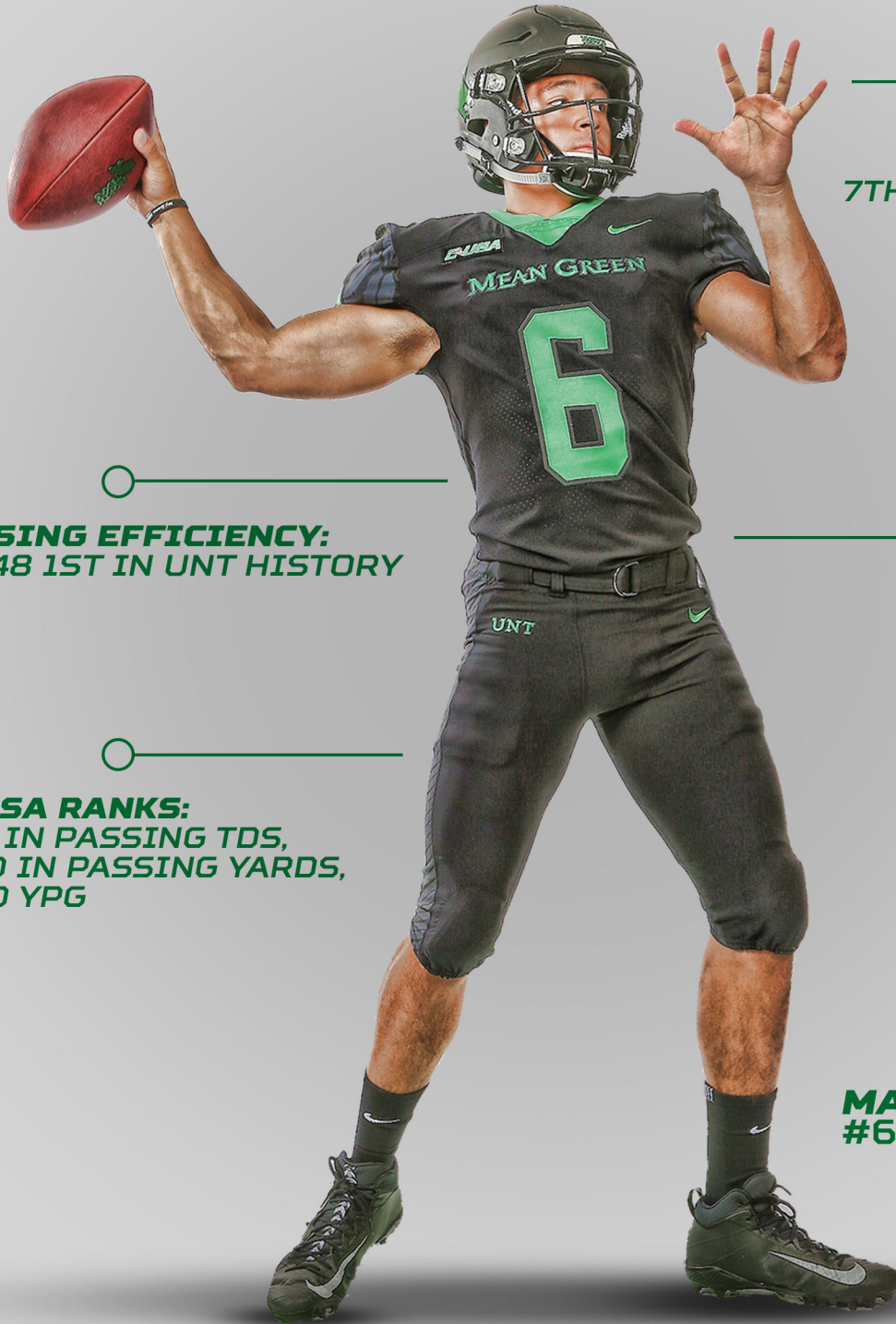
Tech Ties

Wide receivers coach Joel Filani was teammates at Texas Tech with North Texas offensive coordinator and former Red Raider quarterback Graham Harrell for two seasons. During their two years together, Mean Green head coach Seth Littrell was the running backs coach in Lubbock.

#NFLMeanGreen

There are currently three former Mean Green players on NFL rosters; LB Craig Robertson (New Orleans Saints), FB Jamize Olawale (Oakland Raiders) and RB Lance Dunbar (Los Angeles Rams). Be sure to follow along with their progress throughout the NFL regular season with weekly updates from MeanGreenSports.com each Tuesday.

248 OF 388 ATT, 3,198 YDS, 26 TDS



**4,770 CAREER
PASSING YARDS,
7TH IN UNT HISTORY**

**PASSING EFFICIENCY:
135.48 1ST IN UNT HISTORY**

**32 CAREER
PASSING TDS,
T-6TH IN UNT
HISTORY**

**C-USA RANKS:
1ST IN PASSING TDS,
2ND IN PASSING YARDS,
AND YPG**

**MASON FINE
#6 QB**



JEFFERY WILSON



2017: 188 ATT, 1,215 YDS, 6.5 YPC, 16 TDs

3,205 TOTAL RUSH YDS: 4th IN UNT HISTORY

32 TOTAL RUSH TDs: 3RD IN UNT HISTORY

#NewDenton

The Last Time North Texas...

Scoring

Scored 30 or more points.....	52 vs. Army (11/18/17)
Scored 40 or more points.....	52 vs. Army (11/18/17)
Scored 50 or more points.....	52 vs. Army (11/18/17)
Scored 60 or more points.....	77 vs. Nicholls (9/20/14)

Total Offense

Had more than 400 total yards.....	489 vs. Army (11/18/17)
Had more than 450 total yards.....	489 vs. Army (11/18/17)
Had more than 500 total yards.....	540 at Southern Miss (9/30/17)
Had more than 600 total yards.....	668 vs. Lamar (9/2/17)

Rushing Offense

Rushed for 150 or more yards.....	259 vs. UTEP (11/11/17)
Rushed for 200 or more yards.....	259 vs. UTEP (11/11/17)
Rushed for 250 or more yards.....	259 vs. UTEP (11/11/17)
Rushed for 300 or more yards.....	436 vs. Lamar (9/2/17)
Rushed for 400 or more yards.....	436 vs. Lamar (9/2/17)

Passing Offense

Passed for 250 or more yards.....	386 vs. Army (11/18/17)
Passed for 300 or more yards.....	386 vs. Army (11/18/17)
Passed for 350 or more yards.....	386 vs. Army (11/18/17)
Passed for 400 or more yards.....	424 at SMU (9/9/17)
Passed for 500 or more yards.....	601 at SMU (9/8/07)

Scoring Defense

Allowed 0 points.....	0 vs. Troy (10/30/03)
Allowed 3 or fewer points.....	3 vs. Nicholls (9/20/14)
Allowed 7 or fewer points.....	6 vs. SMU (9/6/14)
Allowed 10 or fewer points.....	10 vs. UTEP (11/11/17)

Total Defense

Allowed fewer than 75 total yards.....	49 vs. Lamar (11/5/83)
Allowed fewer than 100 total yards.....	95 vs. Abilene Christian (9/5/92)
Allowed fewer than 150 total yards.....	147 vs. FIU (11/22/14)
Allowed fewer than 200 total yards.....	147 vs. FIU (11/22/14)
Allowed fewer than 250 total yards.....	231 vs. UTEP (11/11/17)
Allowed fewer than 300 total yards.....	231 vs. UTEP (11/11/17)

Rushing Defense

Allowed 0 or fewer yards.....	6 vs. Abilene Christian (9/5/92)
Allowed 20 or fewer yards.....	13 vs. Marshall (10/8/16)
Allowed 40 or fewer yards.....	13 vs. Marshall (10/8/16)
Allowed 60 or fewer yards.....	13 vs. Marshall (10/8/16)
Allowed 80 or fewer yards.....	13 vs. Marshall (10/8/16)
Allowed 100 or fewer yards.....	100 vs. UTEP (11/11/17)

Passing Defense

Allowed 10 or fewer yards.....	7 vs. Abilene Christian (9/1/94)
Allowed 30 or fewer yards.....	27 vs. Army (11/18/17)
Allowed 50 or fewer yards.....	27 vs. Army (11/18/17)
Allowed 100 or fewer yards.....	27 vs. Army (11/18/17)
Allowed 150 or fewer yards.....	27 vs. Army (11/18/17)
Allowed 200 or fewer yards.....	27 vs. Army (11/18/17)

Miscellaneous Team

UNT wins when holding opponents to 10 points or less.....	38 consecutive, last loss at Marshall 7-0 (11/25/88)
UNT wins when scoring 30 points or more.....	27, last win vs. Army (11/18/17)
Last shutout win.....	21-0 vs. Troy (10/30/03)

The Last Time North Texas...

Individual Rushing

Had a player rush for 100 or more yards	144 by Jeffery Wilson vs. UTEP (11/11/17)
Had 2 players rush for 100 or more yards.....	176 by Jeffery Wilson, 101 by Nic Smith vs. Lamar (9/2/17)
Had a player rush for 150 or more yards.....	165 by Jeffery Wilson at Louisiana Tech (11/4/17)
Had a player rush for 200 or more yards	211 by Jeffery Wilson vs. UAB (9/23/17)
Had a player rush for 250 or more yards	251 by Brandin Byrd at Tulsa (11/30/13)
Had a player rush for 300 or more yards	313 by Lance Dunbar vs. MTSU (12/3/11)
Had a player rush for 2 or more TDs	2 by Jeffery Wilson vs. Army (11/18/17)
Had a player rush for 3 or more TDs.....	3 by Jeffery Wilson at Southern Miss (9/30/17)
Had a player rush for 4 or more TDs	4 by Lance Dunbar vs. MTSU (12/3/11)
Had a player rush for 5 or more TDs	Never

Individual Passing

Had a player pass for 200 or more yards	386 by Mason Fine vs. Army (11/18/17)
Had a player pass for 250 or more yards	386 by Mason Fine vs. Army (11/18/17)
Had a player pass for 300 or more yards	386 by Mason Fine vs. Army (11/18/17)
Had a player pass for 400 or more yards	424 by Mason Fine at SMU (9/9/17)
Had a player pass for 500 or more yards	601 by Daniel Meager at SMU (9/8/07)
Had a player pass for 2 or more TDs.....	4 by Mason Fine vs. Army (11/18/17)
Had a player pass for 3 or more TDs	4 by Mason Fine vs. Army (11/18/17)
Had a player pass for 4 or more TDs	4 by Mason Fine vs. Army (11/18/17)
Had a player pass for 5 or more TDs	8 by Giovanni Vizza vs. Navy (11/10/07)

Individual Receiving

Had a player with 10 or more receptions in a game.....	11 by Michael Lawrence at Florida Atlantic (10/21/17)
Had a player with 15 or more receptions in a game.....	15 by Carlos Harris vs. Southern Miss (10/18/14)
Had a player receive 100 or more yards	123 by Turner Smiley vs. Army (11/18/17)
Had 2 players receive 100 or more yards.....	130 by Darnell Smith; 103 by Breelan Chancellor at Tulane (10/5/13)
Had a player receive 150 or more yards	182 by Jalen Guyton vs. UTSA (10/14/17)
Had a player receive 200 or more yards	211 by Jalen Guyton at Southern Miss (9/30/17)
Had a player receive 250 or more yards	327 by Casey Fitzgerald at SMU (9/8/07)
Had a player receive 300 or more yards	327 by Casey Fitzgerald at SMU (9/8/07)
Had a player receive 2 or more TDs	2 by Turner Smiley vs. Army (11/18/17)
Had a player receive 3 or more TDs	5 by Casey Fitzgerald vs. Navy (11/10/07)
Had a player receive 4 or more TDs	5 by Casey Fitzgerald vs. Navy (11/10/07)
Returned a kickoff for a TD.....	100 yards by Darvin Kidsy at Rice (10/25/14)
Returned a punt for a TD.....	53 yards by Tre Johnson vs. UTEP (11/28/15)
Returned an INT for a TD.....	34 yards by Eric Jenkins at Army (10/22/16)
Returned a fumble for a TD	13 yards by Courtney Finney vs. UTEP (11/28/15)
Blocked a punt	Dee Baulkman vs. UTEP (11/11/17)
Blocked two punts.....	vs. Old Dominion (10/28/17)
Blocked a FG	Zach Orr vs. UTEP (11/9/13)
Returned a blocked punt for a TD	40 yards by Evan Johnson vs. Old Dominion (10/28/17)
Returned a blocked FG for a TD.....	66 yards by Phillip Littlejohn vs. Idaho (10/4/97)
Recorded a safety.....	Team Safety vs. Southern Miss (11/19/16)

The Last Time an Opponent...

Rushing Offense

Rushed for 150 or more yards.....	534 by Army (11/18/17)
Rushed for 200 or more yards.....	534 by Army (11/18/17)
Rushed for 250 or more yards.....	534 by Army (11/18/17)
Rushed for 300 or more yards.....	534 by Army (11/18/17)

Passing Offense

Passed for 300 or more yards.....	357 by Florida Atlantic (10/21/17)
Passed for 400 or more yards.....	400 by WKU (10/15/15)
Passed for 500 or more yards.....	563 by Houston (9/10/11)

Total Offense

Had more than 400 total yards.....	561 by Army (11/18/17)
Had more than 450 total yards.....	561 by Army (11/18/17)
Had more than 500 total yards.....	561 by Army (11/18/17)

Individual Rushing

Had a player rush for 100 or more yards.....	244 by Ahmad Bradshaw and 120 by Darnell Woolfolk, Army (11/18/17)
Had 2 players rush for 100 or more yards.....	244 by Ahmad Bradshaw and 120 by Darnell Woolfolk, Army (11/18/17)
Had a player rush for 150 or more yards	244 by Ahmad Bradshaw, Army (11/18/17)
Had a player rush for 200 or more yards	244 by Ahmad Bradshaw, Army (11/18/17)
Had a player rush for 300 or more yards	301 by Aaron Jones, UTEP (11/26/16)
Had a player rush for 2 or more TDs.....	2 by Ahmad Bradshaw, Darnell Woolfolk and Andy Davidson, Army (11/18/17)
Had a player rush for 3 or more TDs	3 by Devin Singletary, Florida Atlantic (10/21/17)
Had a player rush for 4 or more TDs	4 by Aaron Jones, UTEP (11/26/16)
Had a player rush for 5 or more TDs	6 by Kenneth Dixon, Louisiana Tech (11/7/15)

Individual Passing

Had a player pass for 300 or more yards	357 by Jason Driskel, Florida Atlantic (10/21/17)
Had a player pass for 400 or more yards	408 by Aaron Murray, Georgia (9/21/13)
Had a player pass for 3 or more TDs	4 by A.J. Erdely, UAB (9/23/17)
Had a player pass for 4 or more TDs	4 by A.J. Erdely, UAB (9/23/17)

Individual Receiving

Had a player receive 150 or more yards.....	141 by Willie Wright, Florida Atlantic (10/21/17)
Had a player receive 200 or more yards.....	263 by Trevor Insley, Nevada (10/30/99)
Had 2 players receive 100 or more yards.....	150 by Andre Wilson; 105 by Collin Lisa, UAB (9/23/17)
Had a player receive 3 or more TDs.....	4 by Courtland Sutton, SMU (9/9/17)
Had a player receive 4 or more TDs.....	4 by Courtland Sutton, SMU (9/9/17)

Scoring

Scored 30 or more points	49 by Army (11/18/17)
Scored 40 or more points	49 by Army (11/18/17)
Scored 50 or more points	69 by Florida Atlantic (10/21/17)
Scored 60 or more points	69 by Florida Atlantic (10/21/17)

Returned a kickoff for a TD.....	97/98 yards by Isaiah Harper (two in the game), Old Dominion (10/28/17)
Returned a punt for a TD.....	88 yards by Frank Brown, Bethune-Cookman (9/10/16)
Returned an INT for a TD	30 yards by Diquan Richardson, Bethune-Cookman (9/10/16)
Returned a fumble for a TD.....	45 yards by Kahani Smith, UTEP (11/11/17)
Returned a blocked punt for a TD.....	0 yards by Brandon Moss, UTEP (11/26/16)
Blocked a FG	Joshua Jackson, Iowa (9/16/17)
Returned a blocked FG for a TD.....	62 yards by Derrick Strozier, Tulane (10/5/13)
Recorded a safety.....	Team, SMU (9/9/17)

North Texas Overtime Record (2-2)

October 7, 2006

North Texas 25 FIU 22 7 OTs

December 27, 2016

Army 38 North Texas 31 OT

September 12, 2009

Ohio 31 North Texas 30 2 OTs

September 24, 2016

North Texas 42 Rice 35 2 OTs



Seth Littrell

Head Coach

Second Year ▶ Oklahoma '01

The University of North Texas named Seth Littrell as its 19th head football coach, University President Neal Smatresk announced on December 5, 2015.

Littrell, 39, led the Mean Green to the second-best turnaround in the Football Bowl Subdivision in 2016, his first season at the helm. North Texas improved its win total by four games, finishing 5-8 on the season with a

Zaxby's Heart of Dallas Bowl appearance. Littrell helped lead the Mean Green to a 9.6 points per game jump in scoring offense from its output in 2016, which ranked 11th-best in the nation, and the 2016 defense allowed 8.7 points per game fewer than it did in 2015, which was the 13th-best turnaround in the country.

One of the brightest offensive minds in college football, Littrell came to North Texas after serving as the assistant head coach for offense and tight ends at North Carolina. At the time of his hire, the Muskogee, Oklahoma, native was the youngest coach in Conference USA and fifth-youngest in the nation.

North Carolina scored over 30 points nine times in 2015, topped the 40-point mark seven times and scored over 50 points in four games, which is a school record. Through 12 games, UNC averaged 41.2 points a game, which was 11th in the nation.

Under the guidance of Littrell, quarterback Marquise Williams set a new school record for career touchdowns (90) and total offense at North Carolina.

In 2015 with Littrell, the UNC offense averaged 7.46 yards per play, which was second in the nation, and ran the ball for 6.0 yards a carry, which ranked third in the country. UNC was one of just 11 schools in the nation averaging more than 200 yards rushing (229.7) and 250 yards passing (266.0). UNC rushed for over 200 yards eight times and had over 500 yards of total offense in four games in 2015, including 704 yards in a 66-31 win over Duke.

In his first season in Chapel Hill in 2014, Littrell helped Carolina establish several school records, including most passing yards, most passing touchdowns and most first downs. Williams was a second-team all-conference pick after leading the Tar Heels to a bowl game in his first year as the starter, and set several individual school records, including most rushing yards and rushing touchdowns by a quarterback. Carolina gained more than 5,000 yards in Littrell's first season as the play-caller and averaged 429.8 yards per contest.

Littrell came to Chapel Hill from Indiana where he guided one of the most prolific offenses in the country. Indiana finished ninth in the nation in total offense in 2013, averaging 508.5 yards per game. The Hoosiers were 17th in passing offense (306.7 avg.) and 30th in rushing offense (201.8). Indiana was one of only three teams to average more than 300 yards passing and 200 yards rushing

Under Littrell's guidance in 2013, Indiana set single-season records with 6,102 total yards, (508.5 ypg), 461 points, (38.4 ppg), 36 passing touchdowns, 62 total touchdowns and 300 first downs. Tight end Ted Bolser thrived in his system, setting IU career records for receptions, receiving yards and touchdowns by a tight end. Bolser and wide receiver Cody Latimer were selected in the 2014 NFL Draft. Latimer was taken in the second round (56th overall) by the Denver Broncos, while Bolser went in the seventh round to Washington.

In Littrell's first season as Indiana's offensive coordinator in 2012, the Hoosiers led the Big Ten and ranked 17th nationally in passing offense (311.2). They finished second in the conference in total offense (442.0) and fourth in scoring offense (30.8).

Prior to his stint at Indiana, Littrell coached three seasons at Arizona, where his 2011 offense ranked third nationally in passing offense (370.8) and 15th in total offense (465.2).

Three of his Arizona players were selected in the NFL draft: tight end Rob Gronkowski (New England - 2010 second round), quarterback Nick Foles (Philadelphia - 2012 third round) and wide receiver Juron Criner (Oakland - 2012 fifth round).

Prior to Arizona, Littrell served four years as running backs coach at Texas Tech (2005-08) under Mike Leach. The 2008 Red Raiders rushed for 119 yards per game, the highest total in the Leach era. Running back Shannon Woods earned All-Big 12 Conference honors in 2006 after averaging 6.1 yards per carry and snagging 75 receptions, totaling a top 15 national figure of 139 all-purpose yards per game.

Littrell began his coaching career as a graduate assistant at Kansas from 2002-04. The Jayhawks played in the 2003 Tangerine Bowl.

Littrell has coached in eight bowl games, played in two and was team captain on Oklahoma's 2000 national championship team. He was a four-year letterwinner at Oklahoma where he rushed for 231 yards and seven touchdowns in 1999 and finished his career with 11 rushing scores.

The Muskogee, Oklahoma, native graduated from Oklahoma with a degree in communications in 2001.

Littrell and his wife, Becca, have a son, Tripp, and a daughter, Elle.

Littrell Quick Facts

Age: 39

Alma Mater: Oklahoma ('01)

Record at UNT: 13-11 (second year)

Overall Record: 13-11 (second year)

Previous Job: Assistant Head Coach, Offense/Tight Ends at North Carolina

Playing Experience: Fullback at Oklahoma (1998-01)

Family: Married to Becca. Has two children: Tripp, Elle.

Littrell Coaching Experience

Year	School	Position
2016-pres.	North Texas	Head Coach
2014-15	North Carolina	Ast. HC/Off./TE
2012-13	Indiana	O. Coord./TE/FB
2011	Arizona	O. Coord./TE/H-Backs
2010	Arizona	Co-O. Coord./RB/TE
2009	Arizona	RB/TE
2005-08	Texas Tech	RB
2002-04	Kansas	Graduate Assistant

Littrell Coaching Highlights

↳ Led the Mean Green to the second-best turnaround in the Football Bowl Subdivision in 2016, his first season at the helm.

↳ In his 12 games in charge of the North Carolina offense in 2015, the team averaged 41.2 points per game and set a school record for most games over 50-points (4).

↳ The UNC offense averaged 7.46 yards per play in 2015 under Littrell's guidance, which was second in the nation, and ran the ball for 6.0 yards a carry, which ranked third in the country.

↳ Carolina gained more than 5,000 yards in Littrell's first season as the play-caller and averaged 429.8 yards per contest in 2014, his first in Chapel Hill.

↳ Indiana was one of only three teams in the nation to average more than 300 yards passing and 200 yards rushing in 2013.

↳ Littrell's 2011 offense at Arizona ranked third nationally in passing offense (370.8) and 15th in total offense (465.2).

2017 Numerical Roster

No.	Name	Pos.	Ht.	Wt.	Cl.	Hometown (Previous School)
1	Turner Smiley	WR	6-0	193	SR	Frisco, TX (Wakeland HS)
2	Eric Jenkins	DB	5-10	170	SR	New Orleans, LA (LA Valley College)
2	O'Keeron Rutherford	WR	6-5	185	RS JR	Carthage, TX (Carthage HS)
3	Jeffery Wilson	RB	6-0	194	SR	Elkhart, TX (Elkhart HS)
4	Khairi Muhammad	S	5-11	182	SO	Dallas, TX (DeSoto HS)
4	Anthony Wyche	RB	5-11	183	JR	Philadelphia, PA (LA Valley College)
5	Tyreke Davis	DB	5-10	190	FR	Denton, TX (Ryan HS)
5	Tre Siggers	RB	5-8	193	FR	Duncanville, TX (Duncanville HS)
6	Mason Fine	QB	5-11	180	SO	Locust Grove, OK (Locust Grove HS)
6	Kishawn McClain	S	5-11	187	SR	Rosenberg, TX (Terry HS)
7	Dee Baulkman	DB	5-11	191	SR	Bainbridge, GA (Arizona Western)
8	Rico Bussey, Jr.	WR	6-2	191	SO	Lawton, OK (Eisenhower HS)
9	Nate Brooks	DB	6-0	176	JR	Whitehouse, TX (Whitehouse HS)
9	Jalen Guyton	WR	6-1	194	RS SO	Allen, TX (Trinity Valley CC)
10	Cade Pearson	QB	6-3	196	FR	Texarkana, TX (Texas HS)
11	Cam Johnson	DB	5-11	177	FR	Houston, TX (John H. Reagan Heights HS)
13	Quinetin Jackson	WR	6-3	208	RS JR	Granite City, IL (College of DuPage)
14	Cedric Fernandes	DB	5-10	178	RS JR	Arlington, TX (Martin HS)
14	Greg White	WR	6-3	184	FR	Riverdale, GA (Riverdale HS)
15	Caleb Chumley	TE	6-5	244	RS SO	Longview, TX (Pine Tree HS)
15	Ulaiasi Tauaalo	DT	6-2	290	RS JR	Keller, TX (Central HS)
16	Kemon Hall	DB	5-11	185	JR	Calhoun City, MS (Itawamba CC)
16	Montana Meador	WR	5-11	170	FR	Lindale, TX (Lindale HS)
17	Joe Ozougwu	LB	6-3	220	RS FR	Alief, TX (Taylor HS)
18	Keegan Brewer	WR	5-11	177	SO	Corinth, TX (Lake Dallas HS)
18	Devin O'Hara	QB	6-5	205	RS SR	Arlington Heights, IL (College of Dupage)
18	Joshua Wheeler	LB/DE	6-3	229	SR	Grand Prairie, TX (Tyler JC)
19	Quinn Shanbour	QB	6-0	192	RS JR	Oklahoma City, OK (Heritage Hall HS)
19	Nnamdi Umeakuana	DB	6-1	195	RS JR	Irving, TX (Austin College)
20	Josh Adebayo	RB	6-0	204	RS FR	Lewisville, TX (Howard)
20	William LeMasters	LB	6-2	213	RS SO	Dallas, TX (Parish Episcopal HS)
21	Nic Smith	RB	5-10	182	RS FR	Arlington, TX (Martin HS)
22	E.J. Ejiya	LB	6-3	223	RS JR	Blaine, MN (North Dakota State College of Sciences)
23	Loren Easley	RB	5-11	205	JR	Houston, TX (Stephen F. Austin)
23	Connor Means	LB	6-4	224	RS JR	Deer Park, TX (Deer Park HS)
24	Kerry Hall	WR	5-6	164	RS FR	Allen, TX (Northwest Oklahoma State)
24	Taylor Robinson	DB	5-11	181	RS SO	Keller, TX (Central HS)
25	Jordan Roberts	DB	6-1	170	FR	Ardmore, OK (Ardmore HS)
25	Andrew Tucker	RB	6-0	202	RS SR	Tyler, TX (Chapel Hill HS)
26	Evan Johnson	RB	5-6	180	FR	Loranger, LA (Loranger HS)
26	Chris Thornton	LB	6-1	215	FR	Amarillo, TX (Palo Duro HS)
27	Greg Craddock	WR	6-6	185	RS FR	Converse, TX (Abilene Christian)
27	Ashton Preston	DB	5-10	187	JR	Edmond, OK (Santa Fe HS)
29	Cason Clay	DB	6-1	185	FR	Hobbs, NM (Hobbs HS)
29	Nate Durham	DS	6-2	223	FR	Rockton, IL (Hononegah HS)
30	Trevor Moore	K	5-11	191	SR	Edmond, OK (Edmond North HS)
30	Dennis Smith	WR	5-9	166	RS SO	San Antonio, TX (Sterling College)
31	Makyle Sanders	S	6-0	194	FR	Tyler, TX (Robert E. Lee HS)
32	Chaz Davis	CB	5-10	168	RS FR	Nash, TX (Midwestern State)
32	Michael Lawrence	WR	5-10	170	SO	Sweetwater, TX (Sweetwater HS)
34	Andre Alger	RB	5-9	215	RS SO	Leander, TX (Rouse HS)
34	Bryce English	DT	5-11	295	RS SO	DeSoto, TX (Kansas State)
35	Kody Fulp	LB	6-2	227	FR	China Spring, TX (China Spring HS)
36	Hayden Doggett	LB	6-2	212	SO	Hutto, TX (Hutto HS)
36	Alvin Kenworthy	P	6-3	188	RS SO	Rowlett, TX (Kilgore College)
37	Brandon Garner	LB	5-11	221	RS JR	Mansfield, TX (Timberview HS)
38	Andrew Jones	DB	6-1	173	RS JR	Mesquite, TX (North Mesquite HS)
39	Jameel Moore	DB	5-10	173	SO	Cedar Hill, TX (Cedar Hill HS)

2017 Numerical Roster

No.	Name	Pos.	Ht.	Wt.	Cl.	Hometown (Previous School)
40	Trever Merrell	RB	5-10	207	SO	Davis, OK (Davis HS)
41	Colton McDonald	LB	6-4	210	SR	Haslet, TX (West Texas A&M)
42	Corey Mann	LB	6-0	198	RS FR	Decatur, TX (Temple HS)
43	Kway Hill	DB	5-11	178	SO	Columbus, GA (LA Valley College)
44	Cannon Maki	FB	5-11	236	RS JR	Mansfield, TX (All Saints Episcopal HS)
45	Hurshie Williams	CB	5-11	180	FR	Harker Heights, TX (Harker Heights HS)
46	Christian Hosley	RB	5-9	185	RS SO	San Antonio, TX (Howard Payne University)
46	Patrick Udofia	DB	5-9	186	RS SO	Tyler, TX (Robert E. Lee HS)
47	Mylam Peters	LB	6-5	241	RS SR	Kissimmee, FL (Arizona Western College)
49	Zach Williams	K	5-8	183	FR	Louisville, KY (Trinity HS)
49	Roderick Young	DL	6-1	284	JR	Spring, TX (Dekaney HS)
50	LaDarius Hamilton	DE	6-3	253	SO	Corrigan, TX (Corrigan-Camden HS)
51	Jake Davis	DS	6-0	210	RS JR	Katy, TX (Seven Lakes HS)
52	Jevin Pahinui	OL	6-4	300	JR	Mountlake Terrace, WA (College of the Siskiyous)
53	T.J. Henson	OL	6-4	298	SR	Plano, TX (Trinity Valley CC)
54	Creighton Barr	OL	6-3	301	JR	Flower Mound, TX (Marcus HS)
56	Jacob Brammer	OL	6-4	258	FR	Richmond, TX (Foster HS)
58	Ryan Bishop	LB	5-11	191	FR	Allen, TX (Allen HS)
59	Hayden Harrison	LB	6-2	210	RS FR	Wolfforth, TX (Frenship HS)
60	Sosaia Mose	OL	6-2	276	RS SO	Eules, TX (Tyler JC)
61	Dakoda Newman	OL	6-3	327	FR	Benbrook, TX (Mansfield Timberview HS)
62	Stephon Primous	LB	6-1	201	RS SO	Harker Heights, TX (Harker Heights HS)
63	Ted Fausak	OL	6-4	263	RS JR	San Jose, CA (De Anza College)
64	Brian Parish	OL	6-4	280	FR	Arlington, TX (Seguin HS)
65	Chad Hickson	OL	6-4	268	SO	Denton, TX (Oklahoma Panhandle State)
66	Brendon Weatherspoon	OL	6-4	288	FR	Hurst, TX (L.D. Bell HS)
67	Chris Miles, Jr.	OL	6-4	311	RS JR	Flower Mound, TX (Flower Mound HS)
68	Chett Munden	OL	6-5	268	RS SO	Marshall, TX (Marshall HS)
69	Doro Omerhi	OL	6-4	306	RS FR	Pearland, TX (Pearland HS)
71	Jordan Murray	OL	6-9	333	JR	Coppell, TX (Coppell HS)
72	Manase Mose	OL	6-1	289	FR	Eules, TX (Trinity HS)
73	Garrett Gunter	OL	6-4	283	RS SR	Spring Branch, TX (Trinity Valley CC)
74	Chandler Anthony	OL	6-7	270	RS FR	Tuttle, OK (Tuttle HS)
77	Elex Woodworth	OL	6-4	270	RS SO	Mesquite, TX (Horn HS)
78	Jalen Thomas	OL	6-5	278	SR	Detroit, MI (ASA Brooklyn)
79	Riley Mayfield	OL	6-7	290	RS SR	Cedar Park, TX (Abilene Christian)
80	Jamie King	TE	6-3	221	JR	Azle, TX (College of the Desert)
81	Daniel Khan	WR	5-11	179	RS JR	Sherman Oaks, CA (Notre Dame HS)
82	Deion Hair-Griffin	WR	5-10	166	RS FR	Fort Worth, TX (Arlington Heights HS)
83	Connor Howard	WR	5-11	193	FR	Austin, TX (Westlake HS)
84	Jaelon Darden	WR	5-9	157	FR	Houston, TX (Eisenhower HS)
85	Justin Cain	WR	6-0	175	FR	Dallas, TX (Woodrow Wilson HS)
86	Kevin Dillman	DE	6-4	254	RS SO	Ystad, Sweden (Guyer HS)
87	Kelvin Smith	TE	6-2	243	RS SO	Spring, TX (Dekaney HS)
88	Jason Pirtle	WR	6-2	193	RS FR	Locust Grove, OK (Locust Grove HS)
89	Kam Duhon	WR	5-11	170	RS FR	Southlake, TX (Southlake Carroll HS)
90	Tillman Johnson	DE	6-1	251	SR	Round Rock, TX (McNeil HS)
91	R.J. Reynolds	DL	6-3	240	FR	Bedford, TX (Faith Christian)
91	Kel Straubmueller	DS	5-11	181	RS JR	Argyle, TX (Louisiana-Lafayette)
93	Julius Combes	DL	6-1	269	RS SO	Washington, D.C. (DeMatha HS)
93	Blake Patterson	P	6-2	185	RS FR	Round Rock, TX (Cedar Ridge HS)
96	Tony Krasniqi	DL	6-1	249	FR	Sachse, TX (Sachse HS)
97	Dion Novil	DL	6-4	253	FR	Abilene, TX (Wylie HS)
99	Andy Flusche	DE	6-3	255	RS SR	Muenster, TX (Muenster HS)

Depth Chart

Offense

<p>X</p> <p>8 Rico Bussey, Jr. 6-2 - 191 - SO -OR- 1 Turner Smiley 6-0 - 193 - SR 13 Quinetin Jackson 6-3 - 208 - RS JR</p>	<p>A</p> <p>32 Michael Lawrence 5-10 - 180 - SO -OR- 84 Jaelon Darden 5-9 - 157 - FR</p>	<p>LT</p> <p>71 Jordan Murray 6-9 - 333 - JR 78 Jalen Thomas 6-5 - 278 - SR *also wears 92 on ST</p>	<p>LG</p> <p>77 Elex Woodworth 6-4 - 270 - RS SO 73 Garrett Gunter 6-4 - 283 - RS SR</p>	<p>C</p> <p>60 Sosaia Mose 6-2 - 276 - RS SO 54 Creighton Barr 6-3 - 301 - JR</p>	<p>RG</p> <p>53 T.J. Henson 6-4 - 298 - SR 72 Manase Mose 6-1 - 289 - FR</p>	<p>RT</p> <p>79 Riley Mayfield 6-7 - 290 - RS SR 74 Chandler Anthony 6-7 - 270 - RS FR</p>	<p>Y</p> <p>87 Kelvin Smith 6-2 - 252 - RS SO 15 Caleb Chumley 6-5 - 244 - RS SO -OR- 88 Jason Pirtle 6-2 - 193 - RS FR</p>	<p>Z</p> <p>9 Jalen Guyton 6-1 - 194 - RS SO 1 Turner Smiley 6-0 - 193 - SR</p>	
				<p>QB</p> <p>6 Mason Fine 5-11 - 180 - SO 19 Quinn Shanbour 6-0 - 192 - RS JR</p>					<p>RB</p> <p>21 Nic Smith 5-10 - 182 - RS FR 26 Evan Johnson 5-6 - 180 - FR 25 Andrew Tucker 6-0 - 202 - RS SR</p>


Defense


<p>CB</p> <p>9 Nate Brooks 6-0 - 176 - JR 2 Eric Jenkins 5-10 - 170 - SR</p>	<p>NICK</p> <p>27 Ashton Preston 5-10 - 187 - JR 7 Dee Baukman 5-11 - 191 - SR -OR- 5 Tyreke Davis 5-10 - 190 - FR</p>	<p>DE</p> <p>99 Andy Flusche 6-3 - 259 - RS SR 50 LaDarius Hamilton 6-3 - 240 - SO</p>	<p>NT</p> <p>49 Roderick Young 6-1 - 287 - JR 15 Ulaiasi Tauaalo 6-2 - 287 - RS JR</p>	<p>DE</p> <p>90 Tillman Johnson 6-1 - 248 - SR 50 96 Tony Krasniqi 6-1 - 249 - FR</p>	<p>CB</p> <p>16 Kemon Hall 5-11 - 185 - JR 11 Cam Johnson 5-11 - 177 - FR</p>	
		<p>WLB</p> <p>22 E.J. Ejiya 6-3 - 223 - RS JR 41 Colton McDonald 6-4 - 210 - SR</p>			<p>MLB</p> <p>37 Brandon Garner 5-11 - 221 - RS JR 42 Corey Mann 6-0 - 198 - RS FR</p>	
			<p>S</p> <p>6 Kishawn McClain 5-11 - 187 - SR 24 Taylor Robinson 5-11 - 181 - RS SO</p>			<p>S</p> <p>4 Khairi Muhammad 5-11 - 182 - SO 31 Makyle Sanders 6-0 - 194 - FR</p>


ST


<p>PK</p> <p>30 Trevor Moore 5-11 - 187 - SR 93 Blake Patterson 6-2 - 185 - RS FR</p>	<p>KO</p> <p>30 Trevor Moore 5-11 - 187 - SR 93 Blake Patterson 6-2 - 185 - RS FR</p>	<p>P</p> <p>93 Blake Patterson 6-2 - 185 - RS FR 36 Alvin Kenworthy 6-3 - 188 - RS SO</p>	<p>DS</p> <p>51 Jake Davis 6-0 - 210 - RS JR 91 Kel Straubmueller 5-11 - 181 - RS JR</p>	<p>KR</p> <p>84 Jaelon Darden 5-9 - 157 - FR -OR- 26 Evan Johnson 5-6 - 180 - FR -OR- 21 Nic Smith 5-10 - 182 - RS FR -OR- 83 Connor Howard 5-11 - 193 - FR</p>	<p>PR</p> <p>84 Jaelon Darden 5-9 - 157 - FR -OR- 1 Turner Smiley 6-0 - 193 - SR -OR- 2 Eric Jenkins 5-10 - 170 - SR</p>	<p>HLD</p> <p>19 Quinn Shanbour 6-0 - 192 - RS JR 6 Mason Fine 5-11 - 180 - SO</p>
--	--	--	---	--	---	---


BROADCAST BIOS - OFFENSE


	1	<u>TURNER SMILEY</u>	CAREER GAME HIGHS	2017 SEASON GAME HIGHS
		SR • WR • 6-0 • 193 Frisco, TX Wakeland HS	Rec.: 8 (vs. Army, 2016) Rec. Yds: 162 (vs. Southern Miss, 2016) Rec. TDs: 2 (2x, last vs. Army, 2017) Long Rec.: 68 (vs. Army, 2017) All Purpose Yds: 161 (vs. Southern Miss, 2016) • Has 21 catches for 411 yards and 3 touchdowns in 2017	Rec.: 4 (3x, last at La Tech) Rec. Yds: 123 (vs. Army) Rec. TDs: 2 (vs. Army) Long Rec.: 68 (vs. Army) All Purpose Yds: 123 (vs. Army)


	2	<u>O'KEERON RUTHERFORD</u>	CAREER GAME HIGHS	2017 SEASON GAME HIGHS
		RS JR • WR • 6-5 • 185 Carthage, TX Carthage HS	Rec.: 3 (at Florida Atlantic, 2017) Rec. Yds: 32 (at Rice, 2016) Rec. TDs: 1 (at Florida Atlantic, 2017) Long Rec.: 32 (at Rice, 2016) All Purpose Yds: 32 (at Rice, 2016) • Had three catches for 23 yds and his first career TD on 10/21 at FAU	Rec.: 3 (at Florida Atlantic) Rec. Yds: 23 (at Florida Atlantic) Rec. TDs: 1 (at Florida Atlantic) Long Rec.: 9 (at Florida Atlantic) All Purpose Yds: 23 (at Florida Atlantic)

	3	<u>JEFFERY WILSON</u>	CAREER GAME HIGHS	2017 SEASON GAME HIGHS
		SR • RB • 6-0 • 194 Elkhart, TX Elkhart HS	Rushes: 30 (at Southern Miss, 2017) Rush. Yds: 211 (vs. UAB, 2017) Rush. TDs: 3 (4x, last at Southern Miss, 2017) Long Rush.: 75 (at Rice, 2016) 100 Yd Games: 12 (last vs. UTEP, 2017) • Has 188 carries for 1,215 yards (6.5 yards per carry) with 16 TDs	Rushes: 30 (at Southern Miss) Rush. Yds: 211 (vs. UAB) Rush. TDs: 3 (2x, last at Southern Miss) Long Rush.: 66 (vs. UTEP) 100 Yd Games: 5 (last vs. UTEP)


	6	<u>MASON FINE</u>	CAREER GAME HIGHS	2017 SEASON GAME HIGHS
		SO • QB • 5-11 • 180 Locust Grove, OK Locust Grove HS	Comp.: 33 (vs. MTSU, 2016) Att.: 54 (vs. MTSU, 2016) Pass. Yds: 424 (at SMU, 2017) Long Pass: 77 (vs. UTSA, 2017) Pass TDs: 4 (2x, last vs. Army, 2017) • Has completed 63.9 percent of his passes for 3,198 yds and 26 TDs	Comp.: 32 (at SMU) Att.: 47 (2x, last at Florida Atlantic) Pass. Yds: 424 (at SMU) Long Pass: 77 (vs. UTSA) Pass TDs: 4 (2x, last vs. Army)

	8	<u>RICO BUSSEY, JR.</u>	CAREER GAME HIGHS	2017 SEASON GAME HIGHS
		bus-see SO • WR • 6-2 • 191 Lawton, OK Eisenhower HS	Rec.: 7 (2x, last vs. Army, 2017) Rec. Yds: 111 (vs. Old Dominion, 2017) Rec. TDs: 1 (6x, last vs. UTEP, 2017) Long Rec.: 60 (vs. UTEP, 2017) All Purpose Yds: 111 (vs. Old Dominion, 2017) • Has 32 catches for 433 yards and five TDs in his 10 appearances in 2017	Rec.: 7 (2x, last vs. Army) Rec. Yds: 111 (vs. Old Dominion) Rec. TDs: 1 (5x, last vs. UTEP) Long Rec.: 60 (vs. UTEP) All Purpose Yds: 111 (vs. Old Dominion)


	9	<u>JALEN GUYTON</u>	CAREER GAME HIGHS	2017 SEASON GAME HIGHS
		RS SO • WR • 6-1 • 194 Allen, TX Allen HS	Rec.: 14 (at Southern Miss, 2017) Rec. Yds: 211 (at Southern Miss, 2017) Rec. TDs: 2 (2x, last vs. UTSA, 2017) Long Rec.: 77 (vs. UTSA, 2017) All Purpose Yds: 211 (at Southern Miss, 2017) • Has 47 catches for a team-high 758 yards and team-high 9 TDs	Rec.: 14 (at Southern Miss) Rec. Yds: 211 (at Southern Miss) Rec. TDs: 2 (2x, last vs. UTSA) Long Rec.: 77 (vs. UTSA) All Purpose Yds: 211 (at Southern Miss)

	13	<u>QUINETIN JACKSON</u>	CAREER GAME HIGHS	2017 SEASON GAME HIGHS
		RS JR • WR • 6-3 • 208 Granite City, IL College of DuPage	Rec.: 1 (4x, last vs. Army, 2017) Rec. Yds: 31 (vs. Lamar, 2017) Rec. TDs: 1 (vs. Lamar, 2017) Long Rec.: 31 (vs. Lamar, 2017) All Purpose Yds: 31 (vs. Lamar, 2017) • Made first career catch, a 31-yd TD grab, vs. Lamar on 9/2	Rec.: 1 (4x, last vs. Army) Rec. Yds: 31 (vs. Lamar) Rec. TDs: 1 (vs. Lamar) Long Rec.: 31 (vs. Lamar) All Purpose Yds: 31 (vs. Lamar)


BROADCAST BIOS - OFFENSE

	CALEB CHUMLEY	CAREER GAME HIGHS	2017 SEASON GAME HIGHS
	15 RS SO • TE • 6-5 • 244 Longview, TX Longview HS	Rec.: 1 (6x, last vs. Army, 2017) Rec. Yds: 43 (at Southern Miss, 2017) Rec. TDs: 0 Long Rec.: 43 (at Southern Miss, 2017) All Purpose Yds: 43 (at Southern Miss, 2017)	Rec.: 1 (6x, last vs. Army) Rec. Yds: 43 (at Southern Miss) Rec. TDs: 0 Long Rec.: 43 (at Southern Miss) All Purpose Yds: 43 (at Southern Miss)


- Has six catches for 79 yards in 11 appearances

	QUINN SHANBOUR	CAREER GAME HIGHS	2017 SEASON GAME HIGHS
	19 RS JR • QB • 6-0 • 192 Oklahoma City, OK Heritage Hall HS	Comp.: 2 (2x, last at Iowa, 2017) Att.: 3 (vs. Lamar, 2017) Pass. Yds: 26 (at Iowa, 2017) Long Pass: 13 (2x, last at Iowa, 2017) Pass TDs: 1 (at Iowa, 2017)	Comp.: 2 (2x, last at Iowa) Att.: 3 (vs. Lamar) Pass. Yds: 26 (at Iowa) Long Pass: 13 (2x, last at Iowa) Pass TDs: 1 (at Iowa)


- Was 2-for-2 for 26 yards with his first career TD pass at Iowa on 9/16

	NIC SMITH	CAREER GAME HIGHS	2017 SEASON GAME HIGHS
	21 RS FR • RB • 5-10 • 182 Arlington, TX Martin HS	Rushes: 18 (2x, last vs. Old Dominion, 2017) Rush. Yds: 101 (vs. Lamar, 2017) Rush. TDs: 2 (vs. Old Dominion, 2017) Long Rush.: 32 (vs. Lamar, 2017) 100 Yd Games: 1 (vs. Lamar, 2017)	Rushes: 18 (2x, last vs. Old Dominion) Rush. Yds: 101 (vs. Lamar) Rush. TDs: 2 (vs. Old Dominion) Long Rush.: 32 (vs. Lamar) 100 Yd Games: 1 (vs. Lamar)


- Has 92 carries for 437 yards and five TDs and also has two TD catches

	ANDREW TUCKER	CAREER GAME HIGHS	2017 SEASON GAME HIGHS
	25 RS SR • RB • 6-0 • 202 Tyler, TX Chapel Hill HS	Rushes: 10 (at SMU, 2015) Rush. Yds: 82 (at WKU, 2016) Rush. TDs: 1 (4x, last vs. UTEP, 2017) Long Rush.: 71 (at WKU, 2016) 100 Yd Games: 0	Rushes: 4 (vs. Lamar) Rush. Yds: 29 (vs. Lamar) Rush. TDs: 1 (2x vs. UTEP) Long Rush.: 16 (at Florida Atlantic) 100 Yd Games: 0


- Scored first touchdown of 2017 in the season-opener vs. Lamar on 9/2

	EVAN JOHNSON	CAREER GAME HIGHS	2017 SEASON GAME HIGHS
	26 FR • RB • 5-6 • 180 Loranger, LA Loranger HS	Rushes: 13 (vs. Lamar, 2017) Rush. Yds: 98 (vs. Lamar, 2017) Rush. TDs: 1 (2x, last vs. Old Dominion, 2017) Long Rush.: 18 (vs. Old Dominion, 2017) 100 Yd Games: 0	Rushes: 13 (vs. Lamar) Rush. Yds: 98 (vs. Lamar) Rush. TDs: 1 (2x, last vs. Old Dominion) Long Rush.: 18 (vs. Old Dominion) 100 Yd Games: 0

- Scored twice (once rushing, once on special teams) vs. Old Dominion on 10/28

	MICHAEL LAWRENCE	CAREER GAME HIGHS	2017 SEASON GAME HIGHS
	32 SO • WR • 5-10 • 180 Sweetwater, TX Sweetwater HS	Rec.: 11 (at Florida Atlantic, 2017) Rec. Yds: 112 (at Florida Atlantic, 2017) Rec. TDs: 1 (3x, last vs. Army, 2017) Long Rec.: 49 (vs. UTSA, 2017) All Purpose Yds: 112 (at FAU, 2017)	Rec.: 11 (at Florida Atlantic) Rec. Yds: 112 (at Florida Atlantic) Rec. TDs: 1 (3x, last vs. Army) Long Rec.: 49 (vs. UTSA) All Purpose Yds: 112 (at Florida Atlantic)

- Has a team-high 49 catches for 671 yards and three TDs

	JAELOD DARDEN jay-lin	CAREER GAME HIGHS	2017 SEASON GAME HIGHS
	84 FR • WR • 5-9 • 157 Houston, TX Eisenhower HS	Rec.: 5 (2x, last vs. UTEP, 2017) Rec. Yds: 67 (at SMU, 2017) Rec. TDs: 2 (vs. UTEP, 2017) Long Rec.: 28 (at SMU, 2017) All Purpose Yds: 154 (vs. Lamar, 2017)	Rec.: 5 (2x, last vs. UTEP) Rec. Yds: 67 (at SMU) Rec. TDs: 2 (vs. UTEP) Long Rec.: 28 (at SMU) All Purpose Yds: 154 (at SMU)

- Has 27 catches for 243 yards and three touchdowns in 2017

BROADCAST BIOS - OFFENSE/SPECIALISTS




KELVIN SMITH
87 RS SO • TE • 6-2 • 243
 Spring, TX
 Dekaney HS

CAREER GAME HIGHS
 Rec.: 4 (vs. UAB, 2017)
 Rec. Yds: 82 (vs. UAB, 2017)
 Rec. TDs: 1 (2x, last vs. MTSU, 2016)
 Long Rec.: 25 (2x, last vs. UAB, 2017)
 All Purpose Yds: 82 (vs. UAB, 2017)

2017 SEASON GAME HIGHS
 Rec.: 4 (vs. UAB)
 Rec. Yds: 82 (vs. UAB)
 Rec. TDs: 0
 Long Rec.: 25 (vs. UAB)
 All Purpose Yds: 82 (vs. UAB)

- Has 20 catches for 217 yards through his first 10 games



JASON PIRTLE
88 RS FR • WR • 6-2 • 193
 Locust Grove, OK
 Locust Grove HS

CAREER GAME HIGHS
 Rec.: 1 (at SMU, 2017)
 Rec. Yds: 19 (at SMU, 2017)
 Rec. TDs: 0
 Long Rec.: 19 (at SMU, 2017)
 All Purpose Yds: 19 (at SMU, 2017)
 • Caught first career pass at SMU on 9/9 from former HS teammate, QB Mason Fine

2017 SEASON GAME HIGHS
 Rec.: 1 (at SMU)
 Rec. Yds: 19 (at SMU)
 Rec. TDs: 0
 Long Rec.: 19 (at SMU)
 All Purpose Yds: 19 (at SMU)



TREVOR MOORE
30 SR • K • 5-11 • 187
 Edmond, OK
 Edmond North HS

CAREER GAME HIGHS
 FG's Made: 5 (vs. SMU, 2014)
 FG's Att.: 5 (vs. SMU, 2014)
 Long FG: 51 (vs. La Tech, 2016)
 Touchbacks: 5 (4x, last vs. UTEP, 2017)

2017 SEASON GAME HIGHS
 FG's Made: 4 (vs. UAB)
 FG's Att.: 4 (vs. UAB)
 Long FG: 48 (2x, last at La Tech)
 Touchbacks: 5 (4x, last vs. UTEP)

- Has made 148 consecutive extra points, which is a school record



ALVIN KENWORTHY
36 RS SO • P • 6-3 • 188
 Rowlett, TX
 Kilgore College

CAREER GAME HIGHS
 Punts: 5 (at Iowa, 2017)
 Long Punt: 51 (vs. UAB, 2017)
 Inside 20: 2 (2x, last at Iowa, 2017)
 Touchbacks (KO): 0

2017 SEASON GAME HIGHS
 Punts: 5 (at Iowa)
 Long Punt: 51 (vs. UAB)
 Inside 20: 2 (2x, last at Iowa)
 Touchbacks (KO): 0

- Is averaging 36.8 yards per punt on 18 attempts



BLAKE PATTERSON
93 RS FR • P • 6-2 • 185
 Round Rock, TX
 Cedar Ridge HS

CAREER GAME HIGHS
 Punts: 4 (3x, last vs. Old Dominion, 2017)
 Long Punt: 68 (vs. Old Dominion, 2017)
 Inside 20: 3 (at Florida Atlantic, 2017)
 Touchbacks (KO): 1 (vs. Lamar, 2017)


2017 SEASON GAME HIGHS
 Punts: 4 2x, last at Florida Atlantic)
 Long Punt: 55 (at Florida Atlantic)
 Inside 20: 3 (at Florida Atlantic)
 Touchbacks (KO): 1 (vs. Lamar)

- Is averaging 41.0 yards per punt on 20 attempts


BROADCAST BIOS - DEFENSE

	2	<u>ERIC JENKINS</u>	CAREER GAME HIGHS	2017 SEASON GAME HIGHS
		SR • DB • 5-10 • 170 New Orleans, LA LA Valley College	Tackles: 7 (2x, last vs. Old Dominion, 2017) TFLS: 1.0 (2x, last vs. Old Dominion, 2017) INT: 2 (at Army, 2016) Sacks: 0.0 PBU: 2 (5x, last at La Tech, 2017)	Tackles: 7 (2x, last vs. Old Dominion) TFLS: 1.0 (vs. Old Dominion) INT: 1 (vs. Old Dominion) Sacks: 0.0 PBU: 2 (3x, last at La Tech)


- Intercepted his first pass of the season on 10/28 vs. Old Dominion

	4	<u>KHAIRI MUHAMMAD</u>	CAREER GAME HIGHS	2017 SEASON GAME HIGHS
		Kye-ree SO • DB • 5-11 • 182 Dallas, TX DeSoto HS	Tackles: 13 (at Iowa, 2017) TFLS: 1.5 (at SMU, 2017) INT: 1 (vs. Southern Miss, 2016) Sacks: 1.0 (at SMU, 2017) PBU: 1 (2x, last at La Tech, 2017)	Tackles: 13 (at Iowa) TFLS: 1.5 (at SMU) INT: 0 Sacks: 1.0 (at SMU) PBU: 1 (at La Tech)


- Has 76 total tackles on the season, 3.0 TFL, with a half sack, a FF and FR

	6	<u>KISHAWN MCCLAIN</u>	CAREER GAME HIGHS	2017 SEASON GAME HIGHS
		KEY-shawn SR • S • 5-11 • 194 Rosenberg, TX Terry HS	Tackles: 16 (vs. Rice, 2015) TFLS: 1.5 (at UTSA, 2016) INT: 1 (6x, last vs. UAB, 2017) Sacks: 1.0 (vs. Marshall, 2016) PBU: 2 (vs. Portland State, 2015)	Tackles: 11 (2x, last vs. Old Dominion) TFLS: 1.0 (4x, last vs. UTEP) INT: 1 (vs. UAB) Sacks: 0.0 PBU: 1 (2x, last at Southern Miss)

- On the Thorpe Watch List and has 79 tackles, 4.5 TFL, an interception, a FF and two pass break-ups

	7	<u>DEE BAULKMAN</u>	CAREER GAME HIGHS	2017 SEASON GAME HIGHS
		balk-min SR • DB • 5-11 • 191 Bainbridge, GA Arizona Western	Tackles: 7 (at Army, 2016) TFLS: 1.0 (4x, last at WKU, 2016) INT: 0 Sacks: 1.0 (at Army, 2016) PBU: 2 (vs. Old Dominion, 2017)	Tackles: 3 (vs. Old Dominion) TFLS: 0.0 INT: 0 Sacks: 0.0 PBU: 2 (vs. Old Dominion)

- Tied for the team lead in blocked punts (2)

	9	<u>NATE BROOKS</u>	CAREER GAME HIGHS	2017 SEASON GAME HIGHS
		JR • DB • 6-0 • 176 Whitehouse, TX Whitehouse HS	Tackles: 11 (vs. UTSA, 2015) TFLS: 2.5 (vs. WKU, 2015) INT: 2 (vs. Southern Miss, 2016) Sacks: 1.0 (at Rice, 2016) PBU: 2 (2x, last at Florida, 2016)	Tackles: 8 (vs. UTEP) TFLS: 0.5 (vs. Lamar) INT: 0 Sacks: 0.0 (vs. Lamar) PBU: 1 (at SMU)

- Named a 2017 preseason All-Conference USA selection, has 28 tackles and has started six games at CB

	11	<u>CAM JOHNSON</u>	CAREER GAME HIGHS	2017 SEASON GAME HIGHS
		FR • DB • 5-11 • 177 Houston, TX John H. Reagan Heights HS	Tackles: 2 (2x, last vs. Old Dominion, 2017) TFLS: 0.0 INT: 0 Sacks: 0.0 PBU: 0	Tackles: 2 (2x, last vs. Old Dominion) TFLS: 0.0 INT: 0 Sacks: 0.0 PBU: 0


- Recorded first career tackle in his collegiate debut on 9/2 vs. Lamar


	15	<u>ULAIASI TAUAALO</u>	CAREER GAME HIGHS	2017 SEASON GAME HIGHS
		lie-AH-see tower-AH-low RS JR • DT • 6-2 • 287 Keller, TX Central HS	Tackles: 6 (at Army, 2016) TFLS: 1.0 (4x, last vs. Lamar, 2017) INT: 0 Sacks: 1.0 (2x, last vs. Lamar, 2017) QBH: 1 (vs. Lamar, 2017)	Tackles: 5 (3x, last vs. Army) TFLS: 1.0 (vs. Lamar) INT: 0 Sacks: 1.0 (vs. Lamar) QBH: 1 (vs. Lamar)

- Nicknamed Toala Bear, recorded first sack of 2017 on 9/2 vs. Lamar

BROADCAST BIOS - DEFENSE


	16	<u>KEMON HALL</u> KEY-mon JR • DB • 5-11 • 185 Calhoun City, MS Itawamba CC	CAREER GAME HIGHS Tackles: 8 (at Southern Miss, 2017) TFLS: 0.0 INT: 1 (at SMU, 2017) Sacks: 0.0 PBU: 2 (at SMU, 2017)	2017 SEASON GAME HIGHS Tackles: 8 (at Southern Miss) TFLS: 0.0 INT: 1 (at SMU) Sacks: 0.0 PBU: 2 (at SMU)
		• Has 62 tackles, an interception and six PBUs in 11 starts at CB		

	17	<u>JOE OZUGWU</u> oh-ZUH-GOO RS FR • LB • 6-3 • 217 Alief, TX Taylor HS	CAREER GAME HIGHS Tackles: 7 (at La Tech, 2017) TFLS: 1.5 (at La Tech, 2017) INT: 0 Sacks: 1.0 (vs. UTEP) PBU: 0	2017 SEASON GAME HIGHS Tackles: 7 (at La Tech) TFLS: 1.5 (at La Tech) INT: 0 Sacks: 1.0 (vs. UTEP) PBU: 0
		• Had a career-high 7 tackles, 0.5 sack, 1.5 TFL and a FF 11/4 at La Tech		

	18	<u>JOSHUA WHEELER</u> SR • LB • 6-3 • 229 Grand Prairie, TX Tyler JC	CAREER GAME HIGHS Tackles: 8 (vs. Army, 2016) TFLS: 2.0 (2x, last vs. UAB, 2017) INT: 0 Sacks: 2.0 (vs. UAB, 2017) PBU: 1 (at Army, 2016)	2017 SEASON GAME HIGHS Tackles: 7 (vs. Army) TFLS: 2.0 (vs. UAB) INT: 0 Sacks: 2.0 (vs. UAB) PBU: 0
		• Had season-high seven tackles vs. Army on 11/18, nickname is Earl		

	20	<u>WILLIAM LEMASTERS</u> RS SO • LB • 6-2 • 217 Dallas, TX Parish Episcopal	CAREER GAME HIGHS Tackles: 4 (vs. Lamar, 2017) TFLS: 0.0 INT: 1 (vs. Lamar, 2017) Sacks: 0.0 PBU: 2 (vs. Lamar, 2017)	2017 SEASON GAME HIGHS Tackles: 4 (vs. Lamar) TFLS: 0.0 INT: 1 (vs. Lamar) Sacks: 0.0 PBU: 2 (vs. Lamar)
		• Intercepted first pass of his career in the fourth quarter on 9/2 vs. Lamar		

	22	<u>E.J. EJIYA</u> ay-JEE-ah RS JR • LB • 6-3 • 223 Blaine, MN North Dakota State College of Sciences	CAREER GAME HIGHS Tackles: 12 (at Florida Atlantic, 2017) TFLS: 2.0 (at SMU, 2017) INT: 0 Sacks: 2.0 (at SMU, 2017) PBU: 0	2017 SEASON GAME HIGHS Tackles: 12 (at Florida Atlantic) TFLS: 2.0 (at SMU) INT: 0 Sacks: 2.0 (at SMU) PBU: 0
		• Has a team-high 81 tackles, 7.5 TFL, a team-high 4.5 sacks and a FF		


	24	<u>TAYLOR ROBINSON</u> RS SO • S • 5-11 • 181 Keller, TX Central HS	CAREER GAME HIGHS Tackles: 7 (vs. La Tech, 2016) TFLS: 1.5 (at UTSA, 2016) INT: 0 Sacks: 0.0 PBU: 1 (vs. La Tech, 2016)	2017 SEASON GAME HIGHS Tackles: 4 (vs. Lamar) TFLS: 0.0 INT: 0 Sacks: 0.0 PBU: 0
		• Has two blocked punts in 2017, and recovered a fumble on special teams on 11/18 vs. Army		

	27	<u>ASHTON PRESTON</u> JR • DB • 5-10 • 183 Edmond, OK Santa Fe HS	CAREER GAME HIGHS Tackles: 10 (at Rice, 2016) TFLS: 2.0 (at Rice, 2016) INT: 1 (vs. La Tech, 2016) Sacks: 1.0 (at Rice, 2016) PBU: 1 (4x, last at Southern Miss, 2017)	2017 SEASON GAME HIGHS Tackles: 5 (at La Tech) TFLS: 1.0 (vs. Lamar) INT: 0 Sacks: 0.0 PBU: 1 (3x, last at Southern Miss)
		• Has posted 30 total tackles (2.0 TFL) in 11 appearances, eight starts		

BROADCAST BIOS - DEFENSE

	31	<u>MAKYLE SANDERS</u>	CAREER GAME HIGHS	2017 SEASON GAME HIGHS
		FR • S • 6-0 • 181 Tyler, TX Robert E. Lee HS	Tackles: 3 (at Iowa, 2017) TFLS: 0.0 INT: 0 Sacks 0.0 PBU: 0	Tackles: 3 (at Iowa) TFLS: 0.0 INT: 0 Sacks: 0.0 PBU: 0


• Posted three tackles at Iowa on 9/16

	37	<u>BRANDON GARNER</u>	CAREER GAME HIGHS	2017 SEASON GAME HIGHS
		RS JR • LB • 5-11 • 221 Mansfield, TX Timberview HS	Tackles: 11 (at Army, 2016) TFLS: 3.0 (vs. Marshall, 2016) INT: 0 Sacks: 2.0 (vs. Marshall, 2016) PBU: 2 (at SMU, 2017)	Tackles: 10 (vs. Army) TFLS: 2.0 (vs. UAB) INT: 0 Sacks: 1.0 (vs. UAB) PBU: 2 (at SMU)

• Has 54 tackles, 5.5 TFL, 1.0 sack and three PBUs

	41	<u>COLTON MCDONALD</u>	CAREER GAME HIGHS	2017 SEASON GAME HIGHS
		SR • LB • 6-4 • 210 Haslet, TX West Texas A&M	Tackles: 10 (at Iowa, 2017) TFLS: 1.0 (2x, last at Iowa, 2017) INT: 0 Sacks 0.0 PBU: 1 (at Southern Miss, 2017)	Tackles: 10 (at Iowa) TFLS: 1.0 (2x, last at Iowa) INT: 0 Sacks: 0.0 PBU: 1 (at Southern Miss)


• Posted career-high 10 tackles with a TFL at Iowa on 9/16

	49	<u>RODERICK YOUNG</u>	CAREER GAME HIGHS	2017 SEASON GAME HIGHS
		JR • DL • 6-1 • 284 Spring, TX Dekaney HS	Tackles: 7 (2x, last vs. Army, 2017) TFLS: 3.0 (at La Tech, 2017) INT: 0 Sacks: 1.0 (3x, last at La Tech, 2017) QBH: 4 (vs. UAB, 2017)	Tackles: 7 (2x, last vs. Army) TFLS: 3.0 (at La Tech) INT: 0 Sacks: 1.0 (2x, last at La Tech) QBH: 4 (vs. UAB)


• Has started all 11 games and has posted 40 total tackles and 2.0 sacks

	50	<u>LADARIUS HAMILTON</u>	CAREER GAME HIGHS	2017 SEASON GAME HIGHS
		SO • DE • 6-3 • 253 Corrigan, TX Corrigan-Camden HS	Tackles: 8 (vs. Army, 2017) TFLS: 2.0 (at SMU, 2017) INT: 1 (vs. UTEP, 2017) Sacks: 1.0 (vs. Southern Miss, 2016) QBH: 2 (vs. UTSA, 2017)	Tackles: 8 (vs. Army) TFLS: 2.0 (at SMU) INT: 1 (vs. UTEP) Sacks: 0.0 QBH: 2 (vs. UTSA)

• Has 32 tackles, 3.0 TFL with and INT and five quarterback hurries and a FR

	90	<u>TILLMAN JOHNSON</u>	CAREER GAME HIGHS	2017 SEASON GAME HIGHS
		SR • DE • 6-1 • 251 Round Rock, TX McNeil HS	Tackles: 5 (vs. Nicholls, 2014) TFLS: 3.0 (vs. Nicholls, 2014) INT: 0 Sacks: 3.0 (vs. Nicholls, 2014) QBH: 1 (vs. Lamar, 2017)	Tackles: 4 (vs. Old Dominion) TFLS: 1.0 (vs. Old Dominion) INT: 0 Sacks: 0.5 (vs. Old Dominion) QBH: 1 (vs. Lamar)

• Has appeared seven times in 2017 for the Mean Green

	99	<u>ANDY FLUSCHE</u>	CAREER GAME HIGHS	2017 SEASON GAME HIGHS
		Fluh-shee RS SR • DE • 6-3 • 255 Muenster, Texas Muenster HS	Tackles: 5 (5x, last vs. Army, 2017) TFLS: 2.0 (vs. Old Dominion, 2017) INT: 1 (vs. Old Dominion, 2017) Sacks: 1.0 (3x, last vs. UAB, 2017) QBH: 2 (2x, last at SMU, 2017)	Tackles: 5 (3x, last vs. Army) TFLS: 2.0 (vs. Old Dominion) INT: 1 (vs. Old Dominion) Sacks: 1.0 (vs. UAB) QBH: 2 (2x, last at SMU)

• Has appeared in 11 games in 2017 and has 36 total tackles with 1.5 sacks, 7.0 TFL, an INT, 2 pass break-ups and 4 QB hurries

PRONUNCIATION GUIDE

54 - Creighton Barr - cray-tin	7 - Dee Baulkman - ballk-min
8 - Rico Bussey , Jr. - buss-EE	84 - Jaelon Darden - jay-lin
5 - Tyreke Davis - tie-REEK	22 - E.J. Ejiya - ay-GEE-uh
99 - Andy Flusche - fluh-shee	9 - Jaylen Guyton - guy-tin
16 - Kemon Hall - KEY-mon	50 - LaDarius Hamilton - LUH-dare-ee-us
46 - Christian Hosley - HOSE-lee	13 - Quinetin Jackson - Kwin-tin
96 - Tony Krasniqi - kraz-NICK-ee	44 - Cannon Maki - MACK-ee
6 Kishawn McClain - KEY-shawn	72 - Manase Mose - muh-NAH-say mo-say
60 - Sosaia Mose - so-SIGH-uh mo-say	4 Khairi Muhammad - KYE-ree
17 - Joe Ozogu - oh-ZUH-GOO	52 - Jevin Pahinui - pah-HEE-new-EE
15 Ulaiasi Tauaalo - lie-AH-see tower-ah-low	46 - Patrick Udofia - you-doh-fia
19 Nnamdi Umeakuana - oo-may-uh-kwon-uh	

2017 Game Summaries

Game 1

September 2, 2017
Denton, Texas
North Texas 59, Lamar 14

↳ Team Statistics

	LU	UNT
First Downs	15	31
Rushes-Yards	33-86	60-436
Passing-Yards	180	232
Comp-Att-Int	20-41-1	17-24-0
Total Plays-Yards	74-266	84-668
Punts-Yards	9-330	3-109
Fumbles/Lost	2-1	1-1
Penalties	3-15	5-40
3rd Down Conv.	4/18	3/11
Time of Possession	21:06	38:54

↳ Individual Statistics

RUSHING - LU - King 11-37, **North Texas** - Wilson 12-176
PASSING - LU - Colbert, Jr. 14-28-140-2, **North Texas** - Fine 15-21-224-0
RECEIVING - LU - Mart. Hawthorne 2-79, **North Texas** - Lawrence 3-70, Guyton 4-63

↳ Score By Quarters

	1	2	3	4	Score
Lamar	7	7	0	0	14
North Texas	17	21	14	7	59

↳ Scoring Summary

UNT - Wilson 10 yd run (Moore kick), 12:01, 1st
UNT - Jackson, 31 yd pass from Fine (Moore kick), 8:38, 1st
UNT - Moore, 24 yd FG, 4:04, 1st
LU - Wood, 1 yd pass from Colbert, Jr. (Martinez kick), 0:34, 1st
UNT - Wilson, 2 yd run (Moore kick), 10:26, 2nd
UNT - Wilson 62 yd run (Moore kick), 8:28 2nd
LU - Mart. Hawthorne 68 yd pass from Colbert, Jr. (Martinez kick), 4:59, 2nd
UNT - Lawrence 44 yd pass from Fine (Moore kick), 1:56, 2nd
UNT - Smith 9 yd pass from Fine (Moore kick), 12:31, 3rd
UNT - Smith, 1 yd run (Moore kick), 6:02, 3rd
UNT - Tucker, 12 yd run (Moore kick), 14:54, 4th

Game 2

September 9, 2017
Dallas, Texas
SMU 54, North Texas 32

↳ Team Statistics

	UNT	SMU
First Downs	22	20
Rushes-Yards	27-69	34-99
Passing-Yards	424	394
Comp-Att-Int	32-47-2	22-41-1
Total Plays-Yards	74-493	75-493
Punts-Yards	4-155	7-278
Fumbles/Lost	2-1	0-0
Penalties	7-58	4-50
3rd Down Conv.	6-for-15	9-for-18
Time of Possession	32:02	27:58

↳ Individual Statistics

RUSHING - **North Texas** - Wilson 13-36, **SMU** - Jones 13-74.
PASSING - **North Texas** - Fine 32-47-424-2, **SMU** - Hicks 20-39-312-1
RECEIVING - **North Texas** - Guyton 3-109, Lawrence 8-90 **SMU** - Sutton 8-163, Quinn 6-96

↳ Score By Quarters

	1	2	3	4	Score
North Texas	10	0	7	15	32
SMU	10	14	16	14	54

↳ Scoring Summary

UNT - Wilson 2 yd run (Moore kick), 11:41 1st
UNT - Moore 46 yd FG, 8:45, 1st
SMU - Sutton 62 yd pass from Hicks (Williams kick), 6:49, 1st
SMU - Williams 36 yd FG, 2:32, 1st
SMU - Sutton 40 yd pass from Hicks (Williams kick), 5:15, 2nd
SMU - Sutton 4 yd pass from Hicks (Williams kick), 0:10, 2nd
SMU - Sutton 35 yd pass from Hicks, 14:24, 3rd
SMU - Jones 1 yd run (Williams kick), 11:23, 3rd
UNT - Guyton 72 yd pass from Fine (Moore kick), 6:56, 3rd
SMU - Team safety, 4:02, 3rd
SMU - Jones 47 yd run (Williams kick), 14:30, 4th
SMU - Gailliard 76 yd pass from Gillins (Williams kick), 11:27, 4th
UNT - Guyton 29 yd pass from Fine (Moore kick), 10:45, 4th
UNT - Darden 13 yd pass from Fine (Darden pass from Fine), 3:24,

2017 Game Summaries

Game 3

September 16, 2017
Iowa City, Iowa
Iowa 31, North Texas 14

↳ Team Statistics

	UNT	IOWA
First Downs	17	28
Rushes-Yards	17-112	59-238
Passing-Yards	193	197
Comp-Att-Int	18-29-1	16-27-0
Total Plays-Yards	46-305	86-435
Punts-Yards	5-152	1-47
Fumbles/Lost	2-1	2-2
Penalties	13-119	6-63
3rd Down Conv.	0-for-6	11-for-18
Time of Possession	19:15	40:45

↳ Individual Statistics

RUSHING - North Texas - Wilson 12-95, Iowa - Young 19-78, Kelly-Martin 11-74, Butler 16-74

PASSING - North Texas - Fine 16-26-167-1, Iowa - Stanley 16-27-197-0

RECEIVING - North Texas - Smiley 7-74, Iowa - Easley 5-37

↳ Score By Quarters

	1	2	3	4	Score
North Texas	7	7	0	0	14
Iowa	7	3	7	14	31

↳ Scoring Summary

UNT - Wilson 41 yd run (Moore kick), 5:34, 1st
Iowa - Hockenson, 8 yd pass from Stanley (Recinos kick), 0:52, 1st
Iowa - Recinos, 42 yd FG, 5:23, 2nd
UNT - Guyton, 13 yd pass from Shanbour (Moore kick), 0:11, 2nd
Iowa - Fant, 23 yd pass from Stanley (Recinos kick), 4:24, 3rd
Iowa - Kelly-Martin 2 yd run (Recinos kick), 8:16 4th
Iowa - Kelly-Martin, 6 yd run (Recinos kick), 1:47, 4th

Game 4

September 23, 2017
Denton, Texas
North Texas 46, UAB 43

↳ Team Statistics

	UAB	UNT
First Downs	16	28
Rushes-Yards	36-74	44-287
Passing-Yards	321	261
Comp-Att-Int	17-36-1	15-29-0
Total Plays-Yards	72-395	73-548
Punts-Yards	6-202	2-89
Fumbles/Lost	1-1	2-2
Penalties	7-49	4-33
3rd Down Conv.	12-for-19	6-for-13
Time of Possession	28:28	31:32

↳ Individual Statistics

RUSHING - UAB - S. Brown 17-50, North Texas - Wilson 26-211.

PASSING - UAB - Erdely 17-36-321-1, North Texas - Fine 15-29-261-0

RECEIVING - UAB - A. Wilson 5-150, C. Lisa 4-105, North Texas - K. Smith 4-82, Lawrence 3-64

↳ Score By Quarters

	1	2	3	4	Score
UAB	7	7	15	14	43
North Texas	10	20	7	9	46

↳ Scoring Summary

UAB - Brown 1 yd run (Vogel kick), 9:06 1st
UNT - Moore 29 yd FG, 3:19, 1st
UNT - Guyton 47 yd pass from Fine (Moore kick), 0:41, 1st
UNT - Wilson 2 yd run (Moore kick), 11:17, 2nd
UNT - N. Smith 29 yd run (Team kick failed), 4:03, 2nd
UAB - A. Wilson 48 yd pass from Erdely (Vogel kick), 2:25, 2nd
UNT - Lawrence 40 yd pass from Fine (Moore kick), 0:44, 2nd
UAB - Stanley 6 yd run (Vogel kick), 8:45, 3rd
UNT - Smiley 22 yd pass from Fine (Moore kick), 6:56, 3rd
UAB - A. Wilson 58 yd pass from Erdely (Scott pass from Ederly), 2:30, 3rd
UNT - Moore 40 yd FG, 14:12, 4th
UNT - Moore 45 yd FG, 7:43, 4th
UAB - Copeland 4 yd pass from Erdely (Vogel kick), 5:51, 4th
UAB - Stanley 5 yd pass from Erdely (Vogel kick), 0:27, 4th
UNT - Moore 22 yd FG, 0:07, 4th

2017 Game Summaries

Game 5

September 30, 2017
 Hattiesburg, Mississippi
 North Texas 43. Southern Miss 28

↳ Team Statistics

	UNT	USM
First Downs	24	18
Rushes-Yards	46-174	29-145
Passing-Yards	366	270
Comp-Att-Int	24-41-1	19-42-0
Total Plays-Yards	87-540	71-415
Punts-Yards	4-158	8-266
Fumbles/Lost	2-1	0-0
Penalties	3-19	6-64
3rd Down Conv.	9-for-21	5-for-15
Time of Possession	36:33	23:27

↳ Individual Statistics

RUSHING - North Texas - Wilson 30-148, Southern Miss - Smith 13-102
PASSING - North Texas - Fine 24-40-366-1, Southern Miss - Griggs 19-42-270-0
RECEIVING - North Texas - Guyton 14-211, Southern Miss - Staggers 5-112

↳ Score By Quarters

	1	2	3	4	Score
North Texas	7	10	16	10	43
Southern Miss	14	7	7	0	28

↳ Scoring Summary

USM - Staggers, 7 yd pass from Griggs (Shaunfield kick), 11:44, 1st
 USM - Griggs, 4 yd run (Shaunfield kick), 5:38, 1st
 UNT - Wilson, 46 yd run (Moore kick), 0:47, 1st
 USM - Smith, 65 yd run (Shaunfield kick), 10:00, 2nd
 UNT - Guyton, 2 yd pass from Fine (Moore kick), 2:42, 2nd
 UNT - Moore, 48 yd FG, 0:00 2nd
 UNT - Moore, 20 yd FG, 9:01, 3rd
 UNT - Bussey, Jr., 16 yd pass from Fine (Moore kick), 4:08, 3rd
 UNT - Wilson, 43 yd run (Fine pass failed), 2:49, 3rd
 USM - Smith, 4 yd run (Shaunfield kick), 0:00, 3rd
 UNT - Wilson, 6 yd run (Moore kick), 11:29, 4th
 UNT - Moore, 44 yd FG, 4:30, 4th

Game 6

October 14, 2017
 Denton, Texas
 North Texas 29, UTSA 26

↳ Team Statistics

	UTSA	UNT
First Downs	19	19
Rushes-Yards	41-174	32-87
Passing-Yards	215	354
Comp-Att-Int	13-25-0	20-35-0
Total Plays-Yards	66-389	67-441
Punts-Yards	5-228	4-156
Fumbles/Lost	1-0	2-0
Penalties	7-60	3-29
3rd Down Conv.	4-for-14	9-for-16
Time of Possession	31:41	28:19

↳ Individual Statistics

RUSHING - UTSA - Rhodes 19-71, North Texas - Wilson 16-83.
PASSING - UTSA - Sturm 13-24-215-0, North Texas - Fine 20-34-354-1
RECEIVING - UTSA - Stewart 3-54, North Texas - Guyton 8-182

↳ Score By Quarters

	1	2	3	4	Score
UTSA	7	10	3	6	26
North Texas	16	0	0	13	29

↳ Scoring Summary

UNT - Fine 2 yd run (Moore kick), 7:35 1st
 UNT - Guyton 77 yd pass from Fine (Team kick failed), 5:32, 1st
 UTSA - Clay 41 yd pass from Sturm (Sackett kick), 4:38, 1st
 UNT - Moore 23 yd FG, 0:34, 1st
 UTSA - Sackett 42 yd FG, 12:17, 2nd
 UTSA - Beard 0 yd fumble recovery (Sackett kick), 2:00, 2nd
 UTSA - Sackett 37 yd FG, 8:23, 3rd
 UNT - Guyton 32 yd pass from Fine (Team kick failed), 12:47, 4th
 UTSA - Rhodes 43 yd pass from Sturm (Sturm pass failed), 3:29, 4th
 UNT - Bussey, Jr. 22 yd pass from Fine (Moore kick), 0:10, 4th

2017 Game Summaries

Game 7

October 21, 2017
 Boca Raton, Florida
 Florida Atlantic 69, North Texas 31

↳ Team Statistics

	UNT	FAU
First Downs	25	37
Rushes-Yards	33-137	48-447
Passing-Yards	283	357
Comp-Att-Int	31-47-2	24-35-0
Total Plays-Yards	80-420	83-804
Punts-Yards	4-188	0-0
Fumbles/Lost	2-1	2-0
Penalties	6-41	5-39
3rd Down Conv.	7-for-16	7-for-12
Time of Possession	30:35	28:55

↳ Individual Statistics

RUSHING - North Texas - Wilson 11-49, FAU - Singletary 17-123, Whyte 2-86, Howell 13-70
PASSING - North Texas - Fine 31-47-283-2, FAU - Driskel 24-35-357-0
RECEIVING - North Texas - Lawrence 11-112, FAU - Wright 8-141

↳ Score By Quarters

	1	2	3	4	Score
North Texas	0	7	10	14	31
Florida Atlantic	24	17	21	7	69

↳ Scoring Summary

FAU - Singletary, 2 yd run (Joseph kick), 11:53, 1st
 FAU - Singletary, 4 yd run (Joseph kick), 6:41, 1st
 FAU - Joseph, 44 yd FG, 3:45, 1st
 FAU - Wright, 69 yd pass from Driskel (Joseph kick), 1:16, 1st
 UNT - Rutherford, 9 yd pass from Fine (Moore kick), 11:45, 2nd
 FAU - Driskel, 1 yd run, 7:23 2nd
 FAU - Singletary, 22 yd run (Joseph kick), 3:55, 2nd
 FAU - Joseph, 24 yd FG, 0:00, 2nd
 UNT - Moore, 44 yd FG, 10:37, 3rd
 FAU - Bryant, 5 yd pass from Driskel (Joseph kick), 8:32, 3rd
 UNT - Wilson, 6 yd run (Moore kick), 6:17, 3rd
 FAU - Howell, 2 yd run (Joseph kick), 3:00, 3rd
 FAU - Whyte, 82 yd run (Joseph kick), 0:00, 3rd
 FAU - Franklin, 55 yd run (Joseph kick), 12:41, 4th
 UNT - Johnson, 8 yd run (Moore kick), 8:25, 4th
 UNT - Smith, 1 yd pass from Fine (Moore kick), 0:30, 4th

Game 8

October 28, 2017
 Denton, Texas
 North Texas 45, Old Dominion 38

↳ Team Statistics

	ODU	UNT
First Downs	21	24
Rushes-Yards	48-205	41-151
Passing-Yards	181	309
Comp-Att-Int	21-36-2	25-36-1
Total Plays-Yards	84-386	77-460
Punts-Yards	3-55	4-181
Fumbles/Lost	1-1	2-1
Penalties	2-25	3-45
3rd Down Conv.	7-for-17	6-for-14
Time of Possession	32:19	27:41

↳ Individual Statistics

RUSHING - ODU - Cox 24-109, North Texas - Smith 18-71.
PASSING - ODU - Williams 21-35-181-2, North Texas - Fine 25-36-309-1
RECEIVING - ODU - Vaughn 6-69, North Texas - Bussey, Jr. 7-111

↳ Score By Quarters

	1	2	3	4	Score
Old Dominion	10	13	15	0	38
North Texas	14	21	0	10	45

↳ Scoring Summary

UNT - Wilson 1 yd run (Moore kick), 10:05 1st
 ODU - Harper 97 yd kickoff return (Rice kick), 9:52, 1st
 UNT - Bussey, Jr. 34 yd pass from Fine (Moore kick), 8:49, 1st
 ODU - Rice, 45 yd FG, 2:28, 1st
 UNT - Johnson 6 yd run (Moore kick), 14:32, 2nd
 UNT - Johnson 40 yd blocked punt return (Moore kick), 11:57, 2nd
 ODU - Harper 98 yd kickoff return (Rice kick), 11:41, 2nd
 ODU - Rice, 28 yd FG, 10:31, 2nd
 UNT - Smith 1 yd run (Moore kick), 5:39, 2nd
 ODU - Rice, 34 yd FG, 0:00, 2nd
 ODU - Cox 1 yd run (Rice kick), 11:27, 3rd
 ODU - Williams 10 yd run (Rice kick), 1:37, 3rd
 UNT - Moore, 23 yd FG, 10:45, 4th
 UNT - Smith 20 yd run (Moore kick), 7:27, 4th

2017 Game Summaries

Game 9

November 4, 2017
 Ruston, Louisiana
 North Texas 24, Louisiana Tech 23

Game 10

November 11, 2017
 Denton, Texas
 North Texas 45, UTEP 10

↳ Team Statistics

	UNT	LT
First Downs	26	19
Rushes-Yards	41-204	41-147
Passing-Yards	211	168
Comp-Att-Int	33-37-1	16-28-0
Total Plays-Yards	78-415	69-315
Punts-Yards	5-187	4-168
Fumbles/Lost	1-0	1-0
Penalties	4-45	5-37
3rd Down Conv.	9-for-15	7-for-17
Time of Possession	30:08	29:52

↳ Individual Statistics

RUSHING - North Texas - Wilson 20-165, LT - Scott 16-64
PASSING - North Texas - Fine 23-37-211-1, LT - Smith 16-28-168-0
RECEIVING - North Texas - Guyton 5-37, Lawrence 4-47, LT - Bonnette 6-77, Veal 6-50

↳ Score By Quarters

	1	2	3	4	Score
North Texas	7	3	7	7	24
Florida Atlantic	3	14	3	3	23

↳ Scoring Summary

UNT - Wilson, 8 yd run (Moore kick), 4:12, 1st
 LT - Barnes, 47-yd FG, 0:46, 1st
 LT - Scott, 4 yd run (Barnes kick) 12:17, 2nd
 LT - Smith, 7 yd run (Barnes kick), 0:39, 2nd
 UNT - Moore, 48 yd FG, 0:00, 2nd
 UNT - Bussey, Jr., 22 yd pass from Fine (Moore kick), 11:16 3rd
 LT - Barnes, 37 yd FG, 6:50, 3rd
 LT - Barnes, 35 yd FG, 13:35, 4th
 UNT - Wilson, 14 yd run (Moore kick), 6:04, 4th

↳ Team Statistics

	UTEP	UNT
First Downs	15	27
Rushes-Yards	32-100	39-259
Passing-Yards	131	213
Comp-Att-Int	16-32-1	23-35-0
Total Plays-Yards	64-231	74-472
Punts-Yards	7-286	1-30
Fumbles/Lost	0-0	1-1
Penalties	7-59	4-40
3rd Down Conv.	4-for-15	8-for-13
Time of Possession	31:38	28:22

↳ Individual Statistics

RUSHING - UTEP - Fields 16-45, North Texas - Wilson 20-144, Smith 10-67.
PASSING - UTEP - Greenlee 13-25-109-1, North Texas - Fine 23-35-213-0
RECEIVING - UTEP - Sinegal 6-38, North Texas - Bussey, Jr. 3-65, Lawrence 5-63, Wilson 7-58

↳ Score By Quarters

	1	2	3	4	Score
UTEP	7	0	3	0	10
North Texas	7	7	14	17	45

↳ Scoring Summary

UTEP - Smith 45 yd fumble return (Filley kick), 12:08 1st
 UNT - Darden 13 yd pass from Fine (Moore kick), 0:48, 1st
 UNT - Darden 2 yd pass from Fine (Moore kick), 2:18, 2nd
 UNT - Wilson 1 yd run (Moore kick), 11:08, 3rd
 UTEP - Filley 27 yd FG, 6:26, 3rd
 UNT - Bussey, Jr. 60 yd pass from Fine (Moore kick), 5:19, 3rd
 UNT - Guyton 2 yd pass from Fine (Moore kick), 14:56, 4th
 UNT - Moore 31 yd FG, 9:06, 4th
 UNT - Tucker 10 yd run (Moore kick), 5:59, 4th

2017 Game Summaries

Game 11

November 18, 2017

Denton, Texas

North Texas 52, Army West Point 49

↳ Team Statistics

	ARMY	UNT
First Downs	25	25
Rushes-Yards	67-534	33-103
Passing-Yards	27	386
Comp-Att-Int	1-3-0	24-36-1
Total Plays-Yards	70-561	69-489
Punts-Yards	1-36	2-79
Fumbles/Lost	1-1	0-0
Penalties	6-65	1-1
3rd Down Conv.	8-for-11	7-for-11
Time of Possession	34:13	27:41

↳ Individual Statistics

RUSHING - Army - Bradshaw 27-244, Woolfolk 18-120, Davidson 11-72, North Texas - Wilson 19-72.

PASSING - Army - Bradshaw 1-3-27-0, North Texas - Fine 24-36-386-1

RECEIVING - Army - Trainor 1-27, North Texas - Smiley 2-123, Bussey, Jr. 7-85, Lawrence 4-79

↳ Score By Quarters

	1	2	3	4	Score
Army West Point	7	13	8	21	49
North Texas	14	14	7	17	52

↳ Scoring Summary

UNT - Wilson 5 yd run (Moore kick), 10:55 1st
 Army - Bradshaw 1 yd run (Wilson kick), 4:52, 1st
 UNT - Smiley 45 yd pass from Fine (Moore kick), 3:31, 1st
 UNT - Wilson 7 yd run (Moore kick), 14:45, 2nd
 Army - Bradshaw 15 yd run (Wilson rush fumbled), 8:58, 2nd
 UNT - Guyton 10 yd pass from Fine (Moore kick), 7:11, 2nd
 Army - Woolfolk 7 yd run (Wilson kick), 4:33, 2nd
 Army - Cooper, Jr. 17 yd run (Bradshaw rush), 12:21, 3rd
 UNT - Lawrence 8 yd pass from Fine (Moore kick), 7:04, 3rd
 Army - Woolfolk 2 yd run (Wilson kick), 14:42, 4th
 UNT - Smith 3 yd run (Moore kick), 10:04, 4th
 Army - Davidson 4 yd run (Wilson kick), 4:05, 4th
 UNT - Smiley 68 yd pass from Fine (Moore kick), 3:13, 4th
 Army - Davidson 1 yd run (Wilson kick), 1:23, 4th
 UNT - Moore 39 yd FG, 0:05, 4th

2017 Starters

↳ Offense

Game	LT	LG	C	RG	RT	WR	TE	WR	WR	RB	QB
vs. Lamar	Murray	Woodworth	Barr	S. Mose	Mayfield	Guyton	Smith	Lawrence	Smiley	Wilson	Fine
at SMU	Murray	Woodworth	S. Mose	Henson	Mayfield	Guyton	Smith	Lawrence	Smiley	Wilson	Fine
at Iowa	Murray	Woodworth	Barr	Henson	Mayfield	Guyton	Smith	Lawrence	Smiley	Wilson	Fine
vs. UAB	Murray	Woodworth	Barr	Henson	Mayfield	Guyton	Smith	Lawrence	Bussey, Jr.	Wilson	Fine
at Southern Miss	Murray	Woodworth	Barr	Henson	Mayfield	Guyton	Smith	Chumley (TE)	Bussey, Jr.	Wilson	Fine
vs. UTSA	Murray	Woodworth	S. Mose	Henson	Mayfield	Guyton	Darden (WR)	Lawrence	Bussey, Jr.	Wilson	Fine
at Florida Atlantic	Murray	Woodworth	S. Mose	Henson	Mayfield	Guyton	Smith	Chumley (TE)	Bussey, Jr.	Wilson	Fine
vs. Old Dominion	Murray	Woodworth	S. Mose	Henson	Mayfield	Guyton	Smith	Lawrence	Bussey, Jr.	Wilson	Fine
at La Tech	Murray	Woodworth	S. Mose	Henson	Mayfield	Guyton	Smith	Lawrence	Smiley	Wilson	Fine
vs. UTEP	Murray	Woodworth	S. Mose	Henson	Mayfield	Guyton	Smith	Lawrence	Bussey, Jr.	Wilson	Fine
vs. Army at Rice	Murray	Woodworth	S. Mose	Henson	Mayfield	Guyton	Smith	Pirtle	Bussey, Jr.	Wilson	Fine

↳ Defense

Game	DE	NT	DE	JACK	MLB	WLB	NICK	CB	CB	S	S
vs. Lamar	Moore	Young	Johnson	Ejiya	McDonald	Garner	Preston	Brooks	Hall	McClain	Muhammad
at SMU	Flusche	Young	Hamilton	Ejiya	McDonald	Garner	Preston	Brooks	Hall	McClain	Muhammad
at Iowa	Flusche	Young	Hamilton	Ejiya	McDonald	Garner	Wheeler(LB)	Brooks	Hall	McClain	Muhammad
vs. UAB	Flusche	Young	Hamilton	Wheeler	Ejiya	Garner	Preston	Brooks	Hall	McClain	Muhammad
at Southern Miss	Flusche	Young	Hamilton	Wheeler	Ejiya	McDonald	Preston	Jenkins	Hall	McClain	Muhammad
vs. UTSA	Flusche	Young	Hamilton	Wheeler	Ejiya	Garner	McDonald (LB)	Jenkins	Hall	McClain	Muhammad
at Florida Atlantic	Flusche	Young	Hamilton	Wheeler	Ejiya	Garner	Preston	Jenkins	Hall	McClain	Muhammad
vs. Old Dominion	Flusche	Young	Johnson	Wheeler	Ejiya	Garner	Preston	Jenkins	Hall	McClain	Muhammad
at La Tech	Flusche	Young	Hamilton	Ozougwu	Ejiya	Garner	Preston	Jenkins	Hall	McClain	Muhammad
vs. UTEP	Flusche	Young	Johnson	Ozougwu	Ejiya	Garner	McDonald (LB)	Brooks	Hall	McClain	Muhammad
vs. Army at Rice	Flusche	Young	Johnson	Wheeler	Ejiya	Garner	McDonald (LB)	Brooks	Hall	McClain	Muhammad

2017 Results

Sep 02, 2017	LAMAR	W	59-14	1-0	0-0	3:05	19592
Sep 09, 2017	at SMU	L	32-54	1-1	0-0	3:26	24638
Sep 16, 2017	at Iowa Hawkeyes	L	14-31	1-2	0-0	3:26	65668
* Sep 23, 2017	UAB	W	46-43	2-2	1-0	3:21	20142
* Sep 30, 2017	at Southern Miss	W	43-28	3-2	2-0	3:25	21907
* Oct 14, 2017	UTSA	W	29-26	4-2	3-0	3:17	23068
* Oct 21, 2017	at Florida Atlantic	L	31-69	4-3	3-1	3:17	13277
* Oct 28, 2017	OLD DOMINION	W	45-38	5-3	4-1	3:15	18872
* Nov 04, 2017	at LATECH	W	24-23	6-3	5-1	2:52	18504
* Nov 11, 2017	UTEP	W	45-10	7-3	6-1	3:00	26108
Nov 18, 2017	ARMY	W	52-49	8-3	6-1	3:26	26392

2017 Overall Team Statistics

Team Statistics	NT	OPP
SCORING	420	385
Points Per Game	38.2	35.0
Points Off Turnovers	37	68
FIRST DOWNS	268	233
Rushing	111	114
Passing	137	101
Penalty	20	18
RUSHING YARDAGE	2019	2249
Yards gained rushing	2292	2464
Yards lost rushing	273	215
Rushing Attempts	413	468
Average Per Rush	4.9	4.8
Average Per Game	183.5	204.5
TDs Rushing	26	28
PASSING YARDAGE	3232	2441
Comp-Att-Int	252-396-10	185-346-6
Average Per Pass	8.2	7.1
Average Per Catch	12.8	13.2
Average Per Game	293.8	221.9
TDs Passing	27	18
TOTAL OFFENSE	5251	4690
Total Plays	809	814
Average Per Play	6.5	5.8
Average Per Game	477.4	426.4
KICK RETURNS: #-Yards	36-681	44-1047
PUNT RETURNS: #-Yards	15-97	4-17
INT RETURNS: #-Yards	6-16	10-7
KICK RETURN AVERAGE	18.9	23.8
PUNT RETURN AVERAGE	6.5	4.2
INT RETURN AVERAGE	2.7	0.7
FUMBLES-LOST	16-9	11-6
PENALTIES-Yards	53-470	59-526
Average Per Game	42.7	47.8
PUNTS-Yards	38-1484	51-1896
Average Per Punt	39.1	37.2
Net punt average	38.1	33.3
KICKOFFS-Yards	79-4894	70-4135
Average Per Kick	61.9	59.1
Net kick average	37.9	38.6
TIME OF POSSESSION/Game	29:55	30:02
3RD-DOWN Conversions	70/151	78/174
3rd-Down Pct	46%	45%
4TH-DOWN Conversions	15/24	18/29
4th-Down Pct	62%	62%
SACKS BY-Yards	17-127	20-146
MISC YARDS	0	14
TOUCHDOWNS SCORED	54	49
FIELD GOALS-ATTEMPTS	15-17	13-15
ON-SIDE KICKS	0-0	0-1
RED-ZONE SCORES	(40-44) 91%	(38-41) 93%
RED-ZONE TOUCHDOWNS	(33-44) 75%	(30-41) 73%
PAT-ATTEMPTS	(49-52) 94%	(44-45) 98%
ATTENDANCE	134174	143994
Games/Avg Per Game	6/22362	5/28799
Neutral Site Games		0/0

Score by Quarters	1st	2nd	3rd	4th	OT	Total
North Texas	109	110	82	119	0	420
Opponents	103	105	98	79	0	385

2017 Overall Individual/Career Statistics

Rushing	gp	att	gain	loss	net	avg	td	lg	avg/g	gp	att	gain	loss	net	avg	td	lg	avg/g
WILSON, Jeffery	11	188	1261	46	1215	6.5	16	66	110.5	41	562	3313	108	3205	5.7	32	75	78.2
SMITH, Nic	11	92	452	15	437	4.8	5	32	39.7	11	92	452	15	437	4.8	5	32	39.7
JOHNSON, Evan	11	27	171	0	171	6.3	2	18	15.5	11	27	171	0	171	6.3	2	18	15.5
FINE, Mason	11	75	269	181	88	1.2	1	16	8.0	21	169	667	461	206	1.2	3	80	9.8
TUCKER, Andrew	10	10	69	0	69	6.9	2	16	6.9	43	53	346	5	341	6.4	4	71	7.9
SHANBOUR, Quinn	11	6	53	0	53	8.8	0	28	4.8	12	7	53	0	53	7.6	0	28	4.4
GUYTON, Jalen	11	3	12	0	12	4.0	0	9	1.1	11	3	12	0	12	4.0	0	9	1.1
HOSLEY, C.	11	4	4	2	2	0.5	0	2	0.2	11	4	4	2	2	0.5	0	2	0.2
DARDEN, Jaelon	11	1	1	0	1	1.0	0	1	0.1	11	1	1	0	1	1.0	0	1	0.1
TEAM	7	7	0	29	-29	-4.1	0	0	-4.1									
Total	11	413	2292	273	2019	4.9	26	66	183.5									
Opponents	11	468	2464	215	2249	4.8	28	82	204.5									

Passing	gp	effic	comp-att-int	pct	yds	td	lg	avg/g	gp	effic	comp-att-int	pct	yds	td	lg	avg/g
FINE, Mason	11	150.11	248-388-10	63.9	3198	26	77	290.7	21	135.48	403-649-15	62.1	4770	32	77	227.1
SHANBOUR, Quinn	11	203.12	4-5-0	80.0	34	1	13	3.1	12	169.27	4-6-0	66.7	34	1	13	2.8
TEAM	7	0.00	0-3-0	0.0	0	0	0	0.0								
Total	11	149.64	252-396-10	63.6	3232	27	77	293.8								
Opponents	11	126.43	185-346-6	53.5	2441	18	76	221.9								

Receiving	gp	no.	yds	avg	td	lg	avg/g	gp	no.	yds	avg	td	lg	avg/g
LAWRENCE, M.	11	49	671	13.7	3	49	61.0	18	50	687	13.7	3	49	38.2
GUYTON, Jalen	11	47	758	16.1	9	77	68.9	11	47	758	16.1	9	77	68.9
BUSSEY, Rico	10	32	433	13.5	5	60	43.3	16	40	530	13.2	6	60	33.1
DARDEN, Jaelon	11	27	243	9.0	3	28	22.1	11	27	243	9.0	3	28	22.1
WILSON, Jeffery	11	24	168	7.0	0	20	15.3	41	70	527	7.5	2	38	12.9
SMILEY, Turner	11	21	411	19.6	3	68	37.4	45	93	1250	13.4	7	68	27.8
SMITH, Kelvin	11	20	217	10.9	0	25	19.7	20	27	296	11.0	2	25	14.8
SMITH, Nic	11	13	125	9.6	2	29	11.4	11	13	125	9.6	2	29	11.4
CHUMLEY, Caleb	11	6	79	13.2	0	43	7.2	11	6	79	13.2	0	43	7.2
JACKSON, Q.	8	4	57	14.2	1	31	7.1	9	4	57	14.2	1	31	6.3
RUTHERFORD, O.	8	4	30	7.5	1	9	3.8	25	14	118	8.4	1	32	4.7
JOHNSON, Evan	11	3	15	5.0	0	15	1.4	11	3	15	5.0	0	15	1.4
PIRTLE, Jason	10	1	19	19.0	0	19	1.9	10	1	19	19.0	0	19	1.9
TUCKER, Andrew	10	1	6	6.0	0	6	0.6	43	3	4	1.3	0	6	0.1
Total	11	252	3232	12.8	27	77	293.8							
Opponents	11	185	2441	13.2	18	76	221.9							

Total Offense	g	plays	rush	pass	total	avg/g	g	plays	rush	pass	total	avg/g
FINE, Mason	11	463	88	3198	3286	298.7	21	818	206	4770	4976	237.0
WILSON, Jeffery	11	188	1215	0	1215	110.5	41	562	3205	0	3205	78.2
SMITH, Nic	11	92	437	0	437	39.7	11	92	437	0	437	39.7
JOHNSON, Evan	11	27	171	0	171	15.5	11	27	171	0	171	15.5
SHANBOUR, Quinn	11	11	53	34	87	7.9	12	13	53	34	87	7.2
TUCKER, Andrew	10	10	69	0	69	6.9	43	53	341	0	341	7.9
GUYTON, Jalen	11	3	12	0	12	1.1	11	3	12	0	12	1.1
HOSLEY, C.	11	4	2	0	2	0.2	11	4	2	0	2	0.2
DARDEN, Jaelon	11	1	1	0	1	0.1	11	1	1	0	1	0.1
TEAM	7	10	-29	0	-29	-4.1						
Total	11	809	2019	3232	5251	477.4						
Opponents	11	814	2249	2441	4690	426.4						

2017 Overall Individual/Career Statistics

Scoring	td fg		PAT				dxp saf pts		td fg		PAT				dxp saf pts	
	kick	rush	rcv	pass	dxp	saf	pts	td	fg	kick	rush	rcv	pass	dxp	saf	pts
WILSON, Jeffery	16	-	-	-	-	-	-	96	34	-	-	-	-	-	-	204
MOORE, Trevor	-	15-17	49-49	-	-	-	-	94	-	48-61	148-148	-	-	-	-	292
GUYTON, Jalen	9	-	-	-	-	-	54	9	-	-	-	-	-	-	54	
SMITH, Nic	7	-	-	-	-	-	42	7	-	-	-	-	-	-	42	
BUSSEY, Rico	5	-	-	-	-	-	30	6	-	-	-	-	-	-	36	
DARDEN, Jaelon	3	-	-	-	1	-	20	3	-	-	-	1	-	-	20	
LAWRENCE, M.	3	-	-	-	-	-	18	3	-	-	-	-	-	-	18	
JOHNSON, Evan	3	-	-	-	-	-	18	3	-	-	-	-	-	-	18	
SMILEY, Turner	3	-	-	-	-	-	18	7	-	-	-	-	-	-	42	
TUCKER, Andrew	2	-	-	-	-	-	12	5	-	-	-	-	-	-	30	
FINE, Mason	1	-	-	-	-	1-2	6	3	-	-	-	-	1-3	-	18	
JACKSON, Q.	1	-	-	-	-	-	6	1	-	-	-	-	-	-	6	
RUTHERFORD, O.	1	-	-	-	-	-	6	1	-	-	-	-	-	-	6	
GARNER, Brandon	-	-	-	-	-	-	0	-	-	-	-	-	-	-	0	
TEAM	-	-	0-3	-	-	-	0	-	-	-	-	-	-	-	0	
Total	54	15-17	49-52	-	1	1-2	420	-	-	-	-	-	-	-	-	
Opponents	49	13-15	44-45	1-1	2	2-3	385	-	1	-	-	-	-	-	-	

Punt Returns	no.	yds	avg	td	lg	no.	yds	avg	td	lg
DARDEN, Jaelon	7	29	4.1	0	12	7	29	4.1	0	12
JENKINS, Eric	5	12	2.4	0	8	5	12	2.4	0	8
ROBINSON, T.	2	13	6.5	0	0	2	13	6.5	0	0
SMILEY, Turner	1	3	3.0	0	0	12	100	8.3	0	34
JOHNSON, Evan	0	40	0.0	1	40	0	40	0.0	1	40
Total	15	97	6.5	1	40					
Opponents	4	17	4.2	0	17					

Kick Returns	no.	yds	avg	td	lg	no.	yds	avg	td	lg
DARDEN, Jaelon	16	295	18.4	0	31	16	295	18.4	0	31
JOHNSON, Evan	15	306	20.4	0	63	15	306	20.4	0	63
HOWARD, Connor	3	54	18.0	0	27	3	54	18.0	0	27
SMITH, Nic	2	30	15.0	0	18	2	30	15.0	0	18
MCCLAIN, K.	0	-4	0.0	0	0	0	-4	0.0	0	0
Total	36	681	18.9	0	63					
Opponents	44	1047	23.8	2	98					

Interceptions	no.	yds	avg	td	lg	no.	yds	avg	td	lg
LEMASTERS, W.	1	0	0.0	0	0	1	0	0.0	0	0
JENKINS, Eric	1	0	0.0	0	0	4	86	21.5	2	52
FLUSCHE, Andy	1	1	1.0	0	1	1	1	1.0	0	1
MCCLAIN, K.	1	0	0.0	0	0	6	23	3.8	0	18
HAMILTON, L.	1	15	15.0	0	15	1	15	15.0	0	15
HALL, Kemon	1	0	0.0	0	0	1	0	0.0	0	0
Total	6	16	2.7	0	15					
Opponents	10	7	0.7	0	5					

Fumble Returns	no.	yds	avg	td	lg	no.	yds	avg	td	lg
TAUAALO, T.J.	1	27	27.0	0	27	1	27	27.0	0	27
Total	1	27	27.0	0	27					
Opponents	2	67	33.5	1	45					

2017 Overall FG/Defensive/Career Statistics

Field Goals	fg	pct.	01-19	20-29	30-39	40-49	50-99	lg	blk
MOORE, Trevor	15-17	88.2	0-0	6-6	2-2	7-9	0-0	48	1

FG Sequence	North Texas	Opponents
Lamar	(24)	-
SMU	(46)	(36)
Iowa Hawkeyes	40	(42)
UAB	(29),(40),(45),(22)	-
Southern Miss	(48),(20),(44)	-
UTSA	(23)	(42),46,(37)
Florida Atlantic	(44)	(44),(24)
Old Dominion	40,(23)	(45),(28),(34)
LATECH	(48)	(47),(37),(35),53
UTEP	(31)	(27)
Army	(39)	-

Punting	no.	yds	avg	lg	blk	no.	yds	avg	lg	blk
PATTERSON, B.	20	821	41.0	68	0	20	821	41.0	68	0
KENWORTHY, A.	18	663	36.8	51	0	18	663	36.8	51	0
Total	38	1484	39.1	68	0					

SEASON

CAREER

#	Defensive Leaders	gp	ua	a	total	tfl	sack	int	pbu	fr	ff	blk	gp	ua	a	total	tfl	sack	int	pbu	fr	ff	blk
22	EJIYA, E.J.	11	31	50	81	7.5	4.5	.	.	.	1	.	24	57	67	124	11.0	4.5	.	.	.	1	.
0F	MCCLAIN, K.	11	52	27	79	4.5	.	1	2	.	1	.	48	217	102	319	12.5	1.5	6	8	1	5	.
4	MUHAMMAD, K.	11	41	35	76	3.0	0.5	.	1	1	1	.	23	48	43	91	3.5	1.0	1	2	1	1	.
16	HALL, Kemon	11	41	21	62	0.0	.	1	6	.	1	.	11	41	21	62	0.0	.	1	6	.	1	.
37	GARNER, Brandon	11	29	25	54	5.5	1.0	.	3	.	.	.	33	76	46	122	15.5	5.5	.	3	2	.	.
49	YOUNG, Roderick	11	16	24	40	5.5	2.0	35	42	54	96	11.0	3.5	.	.	1	.	.
41	MCDONALD, C.	11	22	15	37	2.0	.	.	1	.	.	.	11	22	15	37	2.0	.	.	1	.	.	.
99	FLUSCHE, Andy	11	15	21	36	7.0	1.5	1	2	.	.	.	42	32	49	81	12.5	4.0	1	3	.	.	.
2	JENKINS, Eric	11	26	10	36	1.0	.	1	7	.	.	.	22	39	15	54	2.0	.	4	17	.	1	.
15	TAUAALO, T.J.	11	12	21	33	2.5	1.0	.	.	1	.	.	36	43	42	85	6.5	2.5	.	1	2	1	.
50	HAMILTON, L.	11	17	15	32	3.0	.	1	1	.	.	.	23	23	18	41	6.0	1.0	1	.	1	.	.
27	PRESTON, Ashton	11	17	13	30	2.5	.	.	3	.	.	.	34	49	29	78	7.0	1.0	1	5	.	1	.
9	BROOKS, Nate	9	21	7	28	0.5	.	.	2	.	.	.	32	84	39	123	6.0	1.0	4	9	.	2	.
18	WHEELER, Joshua	8	15	10	25	5.5	2.0	20	41	26	67	13.0	7.5	.	2	.	2	.
44	MOORE, Sid	6	11	10	21	2.5	0.5	26	22	20	42	7.0	2.0
17	OZUGWU, Joe	8	8	9	17	5.0	2.0	.	.	.	1	.	8	8	9	17	5.0	2.0	.	.	.	1	.
5	DAVIS, Tyreke	11	9	3	12	0.0	11	9	3	12	0.0
24	ROBINSON, T.	11	8	4	12	0.0	.	.	.	1	.	2	22	20	10	30	0.0	.	.	1	1	.	2
90	JOHNSON, Ti.	7	3	7	10	2.5	1.0	.	.	.	1	.	37	21	18	39	8.5	6.0	.	.	.	1	.
14	FERNANDES, C.	10	6	2	8	0.0	12	11	3	14	1.0
7	BAULKMAN, Dee	8	4	4	8	0.0	.	.	3	.	1	2	20	24	19	43	5.5	2.5	.	3	.	2	2
20	LEMASTERS, W.	4	5	2	7	0.0	.	1	2	.	.	.	8	7	3	10	0.0	.	1	3	.	.	.
31	SANDERS, Makyle	9	6	1	7	0.0	9	6	1	7	0.0
11	JOHNSON, Cam	10	4	3	7	0.0	10	4	3	7	0.0
26	JOHNSON, Evan	11	4	2	6	0.0	11	4	2	6	0.0
46	HOSLEY, C.	11	1	4	5	0.0	11	1	4	5	0.0
96	KRASNIQI, Tony	6	2	2	4	1.0	1.0	6	2	2	4	1.0	1.0
25	TUCKER, Andrew	10	3	1	4	0.0	43	14	3	17	0.0
42	MANN, Corey	3	2	.	2	0.0	.	.	1	.	.	.	3	2	.	2	0.0	.	.	1	.	.	.
21	SMITH, Nic	11	.	1	1	0.0	11	.	1	1	0.0
8	BUSSEY, Rico	10	1	.	1	0.0	16	2	.	2	0.0
88	PIRTLE, Jason	10	.	1	1	0.0	10	.	1	1	0.0
71	MURRAY, Jordan	11	1	.	1	0.0	29	2	.	2	0.0
39	MOORE, Jameel	3	.	1	1	0.0	14	2	2	4	0.0
32	LAWRENCE, M.	11	1	.	1	0.0	18	1	.	1	0.0
87	SMITH, Kelvin	11	1	.	1	0.0	20	2	.	2	0.0
9C	PATTERSON, B.	7	1	.	1	0.0	7	1	.	1	0.0
TM	TEAM	7	.	.	.	0.0	.	.	.	1
30	MOORE, Trevor	11	.	.	.	0.0	.	.	.	1	.	.	47	1	.	1	0.0	.	.	.	1	.	.
	Total	11	436	351	787	61	17	6	33	6	7	4											
	Opponents	11	456	298	754	65	20	10	32	9	10	1											

2017 GBG Stats (Passing, Rushing-Receiving)

#6 FINE, Mason	Comp	Att	Int	Pct	Yards	TD	Long	Sacked	Effic
Lamar	15	21	0	71.4	224	3	44	2-11	208.17
SMU	32	47	2	68.1	424	3	72	5-31	156.42
Iowa Hawkeyes	16	26	1	61.5	167	0	41	1-8	107.80
UAB	15	29	0	51.7	261	3	47	1-7	161.46
Southern Miss	24	40	1	60.0	366	2	53	2-5	148.36
UTSA	20	34	1	58.8	354	3	77	3-26	169.52
Florida Atlantic	31	47	2	66.0	283	2	25	1-9	122.07
Old Dominion	25	36	1	69.4	309	1	34	1-13	145.16
LATECH	23	37	1	62.2	211	1	25	2-14	113.58
UTEP	23	35	0	65.7	213	4	60	0-0	154.55
Army	24	36	1	66.7	386	4	68	2-22	187.84
TOTALS	248	388	10	63.9	3198	26	77	20-146	150.11

#19 SHANBOUR, Quinn	Comp	Att	Int	Pct	Yards	TD	Long	Sacked	Effic
Lamar	2	3	0	66.7	8	0	8	0-0	89.07
Iowa Hawkeyes	2	2	0	100.0	26	1	13	0-0	374.20
TOTALS	4	5	0	80.0	34	1	13	0-0	203.12

#TM TEAM	Comp	Att	Int	Pct	Yards	TD	Long	Sacked	Effic
Iowa Hawkeyes	0	1	0	0.0	0	0	0	0-0	0.00
Southern Miss	0	1	0	0.0	0	0	0	0-0	0.00
UTSA	0	1	0	0.0	0	0	0	0-0	0.00
TOTALS	0	3	0	0.0	0	0	0	0-0	0.00

RUSHING	No-Yds/TD	LU	SMU	IOWA	UAB	USM	UTSA	FAU	ODU	LATECH	UTEP	ARMY
WILSON, Jeffery RB	188-1215/16	12-176/3	13-36/1	12-95/1	26-211/1	30-148/3	16-83/0	11-49/1	9-36/1	20-165/2	20-144/1	19-72/2
SMITH, Nic RB	92-437/5	18-101/1	5-31/0	1-7/0	8-40/1	7-19/0	2-12/0	8-25/0	18-71/2	8-29/0	10-67/0	7-35/1
JOHNSON, Evan RB	27-171/2	13-98/0	-	-	2-15/0	2-6/0	-	5-15/1	5-37/1	-	-	-
FINE, Mason QB	75-88/1	5-1/0	9-2/0	3--2/0	7-18/0	5-4/0	9--4/1	7-32/0	8-8/0	11-16/0	4-17/0	7--4/0
TUCKER, Andrew RB	10-69/2	4-29/1	-	-	-	-	-	2-16/0	-	-	4-24/1	DNP
SHANBOUR, Quinn QB	6-53/0	3-31/0	-	1-12/0	1-3/0	-	-	-	-	-	1-7/0	-
GUYTON, Jalen WR	3-12/0	-	-	-	-	-	3-12/0	-	-	-	-	-
HOSLEY, C. RB	4-2/0	4-2/0	-	-	-	-	-	-	-	-	-	-
DARDEN, Jaelon WR	1-1/0	-	-	-	-	-	1-1/0	-	-	-	-	-
TEAM	7--29/0	1--2/0	DNP	-	-	2--3/0	1--17/0	DNP	1--1/0	2--6/0	DNP	DNP

RECEIVING	No-Yds/TD	LU	SMU	IOWA	UAB	USM	UTSA	FAU	ODU	LATECH	UTEP	ARMY
GUYTON, Jalen WR	47-758/9	4-63/0	3-109/2	1-13/1	2-48/1	14-211/1	8-182/2	-	7-66/0	5-37/0	1-2/1	2-27/1
LAWRENCE, M. WR	49-671/3	3-70/1	8-90/0	2-19/0	3-64/1	1-11/0	5-86/0	11-112/0	3-30/0	4-47/0	5-63/0	4-79/1
BUSSEY, Rico WR	32-433/5	DNP	3-26/0	1-7/0	3-33/0	4-33/1	2-32/1	1-19/0	7-111/1	1-22/1	3-65/1	7-85/0
SMILEY, Turner WR	21-411/3	-	4-84/0	4-74/0	1-22/1	1-41/0	-	2-15/0	2-23/0	4-29/0	-	3-123/2
DARDEN, Jaelon WR	27-243/3	-	5-67/1	3-30/0	-	-	4-25/0	4-40/0	1-18/0	3-33/0	5-11/2	2-19/0
SMITH, Kelvin TE	20-217/0	2-21/0	3-10/0	1-14/0	4-82/0	1-3/0	-	1-7/0	3-37/0	2-13/0	1-6/0	2-24/0
WILSON, Jeffery RB	24-168/0	1-4/0	4-10/0	4-17/0	1-7/0	1-18/0	-	3-33/0	-	2-16/0	7-58/0	1-5/0
SMITH, Nic RB	13-125/2	4-35/1	-	1-10/0	-	1-6/0	1-29/0	2-7/1	2-24/0	2-14/0	-	-
CHUMLEY, Caleb TE	6-79/0	1-8/0	1-9/0	-	1-5/0	1-43/0	-	1-6/0	-	-	-	1-8/0
JACKSON, Q. WR	4-57/1	1-31/1	DNP	1-9/0	-	DNP	-	-	DNP	-	1-8/0	1-9/0
RUTHERFORD, O. WR	4-30/1	-	DNP	DNP	DNP	-	-	3-23/1	-	-	-	1-7/0
PIRTLE, Jason WR	1-19/0	DNP	1-19/0	-	-	-	-	-	-	-	-	-
JOHNSON, Evan RB	3-15/0	1-0/0	-	-	-	-	-	2-15/0	-	-	-	-
TUCKER, Andrew RB	1-6/0	-	-	-	-	-	-	1-6/0	-	-	-	DNP

2017 GBG Stats (Tackles, Sacks)

Total Tackles	UA-A	Total	LU	SMU	IOWA	UAB	USM	UTSA	FAU	ODU	LATECH	UTEP	ARMY
EJIYA, E.J. LB	31-50	81	1-3	4-3	3-4	0-9	6-4	1-7	2-10	4-6	5-1	-	5-3
MCCLAIN, K. S	52-27	79	2-1	4-1	5-1	5-2	2-4	7-2	7-4	7-4	5-3	2-1	6-4
MUHAMMAD, K. S	41-35	76	4-3	4-2	8-5	3-5	6-4	5-3	4-7	1-3	6-1	0-1	0-1
HALL, Kemon DB	41-21	62	4-0	4-1	6-1	3-3	5-3	2-2	4-2	4-2	4-1	3-1	2-5
GARNER, Brandon LB	29-25	54	1-0	1-1	5-1	3-2	2-2	4-3	3-2	3-1	3-3	0-4	4-6
YOUNG, Roderick DL	16-24	40	0-2	3-1	4-3	1-2	1-0	0-3	1-0	0-3	2-3	0-4	4-3
MCDONALD, C. LB	22-15	37	3-2	1-1	7-3	-	1-1	-	2-0	1-2	1-0	1-3	5-3
FLUSCHE, Andy DL	15-21	36	1-4	0-1	2-2	1-0	1-1	2-2	1-4	2-3	2-0	1-1	2-3
JENKINS, Eric DB	26-10	36	3-1	-	1-0	2-0	2-1	5-2	4-2	5-2	3-2	1-0	-
TAUAALO, T.J. DL	12-21	33	2-1	1-0	1-4	-	1-1	1-2	2-1	0-3	2-1	0-5	2-3
HAMILTON, L. DE	17-15	32	1-0	2-1	2-0	1-1	0-3	2-1	-	0-3	1-0	4-2	4-4
PRESTON, Ashton DB	17-13	30	3-0	3-0	1-0	1-2	1-0	2-1	1-3	2-2	1-4	2-1	-
BROOKS, Nate DB	21-7	28	0-1	3-0	6-0	3-1	DNP	DNP	-	-	1-0	5-3	3-2
WHEELER, Joshua LB	15-10	25	DNP	4-1	-	5-1	-	1-2	2-1	0-1	DNP	DNP	3-4
MOORE, Sid DL	11-10	21	0-1	5-1	1-4	3-0	0-1	DNP	2-3	DNP	DNP	DNP	DNP
OZOUGWU, Joe LB	8-9	17	0-2	DNP	-	-	DNP	-	1-1	1-2	4-3	2-1	DNP
ROBINSON, T. DB	8-4	12	3-1	-	1-0	-	1-0	-	0-1	1-0	0-1	1-1	1-0
DAVIS, Tyreke DB	9-3	12	1-1	-	-	1-0	1-0	-	-	4-1	1-0	0-1	1-0
JOHNSON, Ti. DL	3-7	10	-	DNP	DNP	DNP	DNP	1-1	-	0-4	1-2	1-0	-
FERNANDES, C. DB	6-2	8	3-0	-	-	-	1-0	1-1	1-0	0-1	-	-	DNP
BAULKMAN, Dee DB	4-4	8	DNP	DNP	DNP	-	0-1	2-0	1-1	1-2	-	-	-
JOHNSON, Cam DB	4-3	7	1-0	-	-	2-0	-	0-1	0-1	1-1	-	-	DNP
SANDERS, Makyle S	6-1	7	1-1	DNP	3-0	-	-	-	-	-	DNP	1-0	1-0
LEMASTERS, W. LB	5-2	7	3-1	-	DNP	DNP	DNP	DNP	2-0	DNP	DNP	0-1	DNP
JOHNSON, Evan	4-2	6	-	1-0	-	-	-	-	1-0	1-0	1-0	-	0-2
HOSLEY, C.	1-4	5	-	-	-	-	-	0-1	-	0-1	0-1	1-1	-
KRASNIQI, Tony DL	2-2	4	1-0	-	DNP	-	1-0	-	DNP	DNP	DNP	0-2	DNP
TUCKER, Andrew	3-1	4	0-1	-	-	1-0	-	-	2-0	-	-	-	DNP
MANN, Corey LB	2-0	2	1-0	-	1-0	DNP	DNP	DNP	DNP	DNP	DNP	DNP	DNP
SMITH, Kelvin	1-0	1	-	-	-	-	-	-	-	1-0	-	-	-
MOORE, Jameel DB	0-1	1	-	-	DNP	DNP	DNP	DNP	DNP	DNP	DNP	0-1	DNP
PATTERSON, B.	1-0	1	1-0	DNP	DNP	DNP	DNP	-	-	-	-	-	-
LAWRENCE, M.	1-0	1	-	-	1-0	-	-	-	-	-	-	-	-
PIRTLE, Jason	0-1	1	DNP	-	-	-	-	-	-	0-1	-	-	-
BUSSEY, Rico	1-0	1	DNP	-	-	-	1-0	-	-	-	-	-	-
MURRAY, Jordan	1-0	1	-	1-0	-	-	-	-	-	-	-	-	-
SMITH, Nic	0-1	1	-	-	-	-	-	-	-	-	-	-	0-1

SACKS	UA-A	Total	LU	SMU	IOWA	UAB	USM	UTSA	FAU	ODU	LATECH	UTEP	ARMY
EJIYA, E.J. LB	4-1	4.5	-	2.0-8	1.0-10	-	1.0-8	0.5-3	-	-	-	-	-
WHEELER, Joshua LB	2-0	2.0	DNP	-	-	2.0-20	-	-	-	-	DNP	DNP	-
YOUNG, Roderick DL	2-0	2.0	-	-	-	-	1.0-6	-	-	-	1.0-14	-	-
OZOUGWU, Joe LB	1-2	2.0	-	DNP	-	-	DNP	-	-	0.5-3	0.5-3	1.0-1	DNP
FLUSCHE, Andy DL	1-1	1.5	-	-	-	1.0-13	-	0.5-3	-	-	-	-	-
TAUAALO, T.J. DL	1-0	1.0	1.0-7	-	-	-	-	-	-	-	-	-	-
GARNER, Brandon LB	1-0	1.0	-	-	-	1.0-6	-	-	-	-	-	-	-
JOHNSON, Ti. DL	0-2	1.0	-	DNP	DNP	DNP	DNP	-	-	0.5-3	0.5-3	-	-
KRASNIQI, Tony DL	1-0	1.0	1.0-8	-	DNP	-	-	-	DNP	DNP	DNP	-	DNP
MUHAMMAD, K. S	0-1	0.5	-	0.5-4	-	-	-	-	-	-	-	-	-
MOORE, Sid DL	0-1	0.5	-	0.5-4	-	-	-	DNP	-	DNP	DNP	DNP	DNP

2017 Team Game Highs

Rushes	60	vs Lamar (Sep 02, 2017)
Yards Rushing	436	vs Lamar (Sep 02, 2017)
Yards Per Rush	7.3	vs Lamar (Sep 02, 2017)
TD Rushes	5	vs Lamar (Sep 02, 2017)
Pass attempts	47	at SMU (Sep 09, 2017)
	47	at Florida Atlantic (Oct 21, 2017)
Pass completions	32	at SMU (Sep 09, 2017)
Yards Passing	424	at SMU (Sep 09, 2017)
Yards Per Pass	10.7	vs Army (Nov 18, 2017)
TD Passes	4	vs UTEP (Nov 11, 2017)
	4	vs Army (Nov 18, 2017)
Total Plays	87	at Southern Miss (Sep 30, 2017)
Total Offense	668	vs Lamar (Sep 02, 2017)
Yards Per Play	8.0	vs Lamar (Sep 02, 2017)
Points	59	vs Lamar (Sep 02, 2017)
Sacks By	4	vs UAB (Sep 23, 2017)
First Downs	31	vs Lamar (Sep 02, 2017)
Penalties	13	at Iowa Hawkeyes (Sep 16, 2017)
Penalty Yards	119	at Iowa Hawkeyes (Sep 16, 2017)
Turnovers	3	at SMU (Sep 09, 2017)
	3	at Florida Atlantic (Oct 21, 2017)
Interceptions By	2	vs Old Dominion (Oct 28, 2017)
Punts	5	at Iowa Hawkeyes (Sep 16, 2017)
	5	at LATECH (Nov 04, 2017)
Punting Avg	47.0	at Florida Atlantic (Oct 21, 2017)
Long Punt	68	vs Old Dominion (Oct 28, 2017)
Punts inside 20	3	at Florida Atlantic (Oct 21, 2017)
Long Punt Return	40	vs Old Dominion (Oct 28, 2017)

2017 Individual Game Highs

Rushes	30	WILSON, Jeffery at Southern Miss (Sep 30, 2017)
Yards Rushing	211	WILSON, Jeffery vs UAB (Sep 23, 2017)
TD Rushes	3	WILSON, Jeffery vs Lamar (Sep 02, 2017)
	3	WILSON, Jeffery at Southern Miss (Sep 30, 2017)
Long Rush	66	WILSON, Jeffery vs UTEP (Nov 11, 2017)
Pass attempts	47	FINE, Mason at SMU (Sep 09, 2017)
	47	FINE, Mason at Florida Atlantic (Oct 21, 2017)
Pass completions	32	FINE, Mason at SMU (Sep 09, 2017)
Yards Passing	424	FINE, Mason at SMU (Sep 09, 2017)
TD Passes	4	FINE, Mason vs UTEP (Nov 11, 2017)
	4	FINE, Mason vs Army (Nov 18, 2017)
Long Pass	77	FINE, Mason vs UTSA (Oct 14, 2017)
Receptions	14	GUYTON, Jalen at Southern Miss (Sep 30, 2017)
Yards Receiving	211	GUYTON, Jalen at Southern Miss (Sep 30, 2017)
TD Receptions	2	GUYTON, Jalen at SMU (Sep 09, 2017)
	2	GUYTON, Jalen vs UTSA (Oct 14, 2017)
	2	DARDEN, Jaelon vs UTEP (Nov 11, 2017)
	2	SMILEY, Turner vs Army (Nov 18, 2017)
Long Reception	77	GUYTON, Jalen vs UTSA (Oct 14, 2017)
Field Goals	4	MOORE, Trevor vs UAB (Sep 23, 2017)
Long Field Goal	48	MOORE, Trevor at Southern Miss (Sep 30, 2017)
	48	MOORE, Trevor at LATECH (Nov 04, 2017)
Punts	5	KENWORTHY, A. at Iowa Hawkeyes (Sep 16, 2017)
	5	PATTERSON, B. at LATECH (Nov 04, 2017)
Punting Avg	47.0	PATTERSON, B. at Florida Atlantic (Oct 21, 2017)
Long Punt	68	PATTERSON, B. vs Old Dominion (Oct 28, 2017)
Punts inside 20	3	PATTERSON, B. at Florida Atlantic (Oct 21, 2017)
Long Punt Return	40	JOHNSON, Evan vs Old Dominion (Oct 28, 2017)
Long Kickoff Return	63	JOHNSON, Evan vs Army (Nov 18, 2017)
Tackles	13	MUHAMMAD, K. at Iowa Hawkeyes (Sep 16, 2017)
Sacks	2.0	EJIYA, E.J. at SMU (Sep 09, 2017)
	2.0	WHEELER, Joshua vs UAB (Sep 23, 2017)
Tackles For Loss	3.0	YOUNG, Roderick at LATECH (Nov 04, 2017)
Interceptions	1	LEMASTERS, W. vs Lamar (Sep 02, 2017)
	1	HALL, Kemon at SMU (Sep 09, 2017)
	1	MCCLAIN, K. vs UAB (Sep 23, 2017)
	1	JENKINS, Eric vs Old Dominion (Oct 28, 2017)
	1	FLUSCHE, Andy vs Old Dominion (Oct 28, 2017)
	1	HAMILTON, L. vs UTEP (Nov 11, 2017)

2017 Opponent Individual Game Highs

Rushes	27	Bradshaw, Ahmad, vs Army (Nov 18, 2017)
Yards Rushing	244	Bradshaw, Ahmad, vs Army (Nov 18, 2017)
TD Rushes	3	SINGLETTARY, D, at Florida Atlantic (Oct 21, 2017)
Long Rush	82	WHYTE, Kerrith, at Florida Atlantic (Oct 21, 2017)
Pass attempts	42	GRIGGS, Kwadra, at Southern Miss (Sep 30, 2017)
Pass completions	24	DRISKEL, Jason, at Florida Atlantic (Oct 21, 2017)
Yards Passing	357	DRISKEL, Jason, at Florida Atlantic (Oct 21, 2017)
TD Passes	4	HICKS, Ben, at SMU (Sep 09, 2017)
	4	ERDELY, A.J., vs UAB (Sep 23, 2017)
Long Pass	76	GILLINS, D.J., at SMU (Sep 09, 2017)
Receptions	8	SUTTON, C., at SMU (Sep 09, 2017)
	8	ROBERTSON, K., at Southern Miss (Sep 30, 2017)
	8	WRIGHT, Willie, at Florida Atlantic (Oct 21, 2017)
Yards Receiving	163	SUTTON, C., at SMU (Sep 09, 2017)
TD Receptions	4	SUTTON, C., at SMU (Sep 09, 2017)
Long Reception	76	GAILLIARD, M., at SMU (Sep 09, 2017)
Field Goals	3	RICE, Nick, vs Old Dominion (Oct 28, 2017)
	3	BARNES, J., at LATECH (Nov 04, 2017)
Long Field Goal	47	BARNES, J., at LATECH (Nov 04, 2017)
Punts	7	Slaydon, Tyler, vs Lamar (Sep 02, 2017)
	7	SACKVILLE, J., at SMU (Sep 09, 2017)
	7	EVERETT, Zac, at Southern Miss (Sep 30, 2017)
Punting Avg	47.0	Rastetter, C., at Iowa Hawkeyes (Sep 16, 2017)
Long Punt	65	LUNA, Alan, vs UTEP (Nov 11, 2017)
Punts inside 20	3	Routsas, vs UTSA (Oct 14, 2017)
Long Punt Return	17	Jackson, Joshua, at Iowa Hawkeyes (Sep 16, 2017)
Long Kickoff Return	98	HARPER, Isaiah, vs Old Dominion (Oct 28, 2017)
Tackles	14	AL-SHAAIR, Azee, at Florida Atlantic (Oct 21, 2017)
Sacks	2.5	Davenport, vs UTSA (Oct 14, 2017)
Tackles For Loss	4.0	Davenport, vs UTSA (Oct 14, 2017)
Interceptions	1	McQUEEN, Elijah, at SMU (Sep 09, 2017)
	1	GARY, Demerick, at SMU (Sep 09, 2017)
	1	Jackson, Joshua, at Iowa Hawkeyes (Sep 16, 2017)
	1	APPLEWHITE, J., at Southern Miss (Sep 30, 2017)
	1	Gaines, vs UTSA (Oct 14, 2017)
	1	LEWIS, Shelton, at Florida Atlantic (Oct 21, 2017)
	1	TOOLEY, Chris, at Florida Atlantic (Oct 21, 2017)
	1	HEADEN, Joe Joe, vs Old Dominion (Oct 28, 2017)
	1	SPENCER, Trey, at LATECH (Nov 04, 2017)
	1	Regan, Max, vs Army (Nov 18, 2017)

2017 Opponent Team Game Highs

Rushes	33	vs Lamar (Sep 02, 2017)
Yards Rushing	86	vs Lamar (Sep 02, 2017)
Yards Per Rush	2.6	vs Lamar (Sep 02, 2017)
Pass attempts	41	vs Lamar (Sep 02, 2017)
Pass completions	20	vs Lamar (Sep 02, 2017)
Yards Passing	180	vs Lamar (Sep 02, 2017)
Yards Per Pass	4.4	vs Lamar (Sep 02, 2017)
TD Passes	2	vs Lamar (Sep 02, 2017)
Total Plays	74	vs Lamar (Sep 02, 2017)
Total Offense	266	vs Lamar (Sep 02, 2017)
Yards Per Play	3.6	vs Lamar (Sep 02, 2017)
Points	14	vs Lamar (Sep 02, 2017)
Sacks By	2	vs Lamar (Sep 02, 2017)
First Downs	15	vs Lamar (Sep 02, 2017)
Penalties	3	vs Lamar (Sep 02, 2017)
Penalty Yards	15	vs Lamar (Sep 02, 2017)
Turnovers	2	vs Lamar (Sep 02, 2017)
Punts	9	vs Lamar (Sep 02, 2017)
Punting Avg	36.7	vs Lamar (Sep 02, 2017)
Long Punt	45	vs Lamar (Sep 02, 2017)
Punts inside 20	3	vs Lamar (Sep 02, 2017)

2017 Drive Summaries

September 2, 2017 vs. Lamar

Team	Qtr	Drive Started			Drive Ended			Consumed	
		Spot	Time	Obtained	Spot	Time	How lost	PI - Yds	TOP
NT	1st	N40	13:56	Punt	L00	12:01	*TOUCHDOWN	6 - 60	1:55 .
NT		N17	09:48	Punt	L00	08:38	*TOUCHDOWN	3 - 83	1:10
NT		L47	08:06	Fumble	L07	04:04	*FIELD GOAL	9 - 40	4:02 .
NT		N10	00:00	Punt	N05	01:40	Fumble	0 - (5)	0:00
NT		L44	00:34	Kickoff	L00	10:26	*TOUCHDOWN	12 - 44	5:08 .
NT	2nd	N32	09:12	Punt	L00	08:28	*TOUCHDOWN	2 - 68	0:44
NT		L47	08:28	Downs	N50	06:10	Punt	3 - (3)	2:18
NT		N34	04:59	Kickoff	L00	01:56	*TOUCHDOWN	6 - 66	3:03
NT		N29	01:06	Punt	L36	00:00	End of half	5 - 35	1:06
NT	3rd	N35	15:00	Kickoff	L00	12:31	*TOUCHDOWN	6 - 65	2:29 .
NT		N17	10:14	Punt	L00	06:02	*TOUCHDOWN	10 - 83	4:12 .
NT		N33	05:19	Punt	N33	03:50	Punt	3 - 0	1:29
NT		N37	02:48	Punt	L00	14:54	*TOUCHDOWN	7 - 63	2:54 .
NT	4th	N25	13:11	Punt	N47	09:25	Punt	5 - 22	3:46
NT		N31	05:39	Downs	L35	01:23	Downs	7 - 34	4:16
NT		L43	00:22	Interception	L45	00:00	End of half	1 - (2)	0:22

September 9, 2017 at SMU

Team	Qtr	Drive Started			Drive Ended			Consumed	
		Spot	Time	Obtained	Spot	Time	How lost	PI - Yds	TOP
NT	1st	V25	15:00	Kickoff	H00	11:41	*TOUCHDOWN	7 - 75	3:19 .
NT		H43	10:45	Punt	H29	08:45	*FIELD GOAL	5 - 14	2:00
NT		V09	06:43	Kickoff	V07	04:16	Punt	3 - (2)	2:27
NT		V29	02:26	Kickoff	H38	13:45	Downs	9 - 33	3:41
NT	2nd	V06	11:38	Interception	V24	08:07	Punt	6 - 18	3:31
NT		V20	05:08	Kickoff	H43	02:26	Interception	8 - 37	2:42
NT		V28	00:10	Kickoff	V42	00:00	End of half	1 - 14	0:10
NT	3rd	V32	00:00	Punt	V35	14:29	Fumble	0 - 3	0:00
NT		V25	14:24	Kickoff	V25	14:16	Interception	1 - 0	0:08
NT		V36	11:15	Kickoff	V41	09:59	Punt	3 - 5	1:16
NT		V28	07:07	Punt	H00	06:56	*TOUCHDOWN	1 - 72	0:11
NT		V12	04:51	Punt	V00	04:02	*SAFETY	1 - (12)	0:49
NT		V32	02:54	Punt	H28	00:00	Downs	9 - 40	2:54
NT	4th	V30	14:30	Kickoff	V35	11:39	Punt	6 - 5	2:51
NT		V26	11:27	Kickoff	H00	10:45	*TOUCHDOWN	2 - 74	0:42
NT		V16	07:24	Punt	H00	03:24	*TOUCHDOWN	8 - 84	4:00 .
NT		H41	00:54	Punt	H10	00:00	End of half	5 - 31	0:54 .

2017 Drive Summaries

September 16, 2017 at Iowa

Team	Qtr	Drive Started			Drive Ended			Consumed	
		Spot	Time	Obtained	Spot	Time	How lost	Pl - Yds	TOP
NT	1st	V20	08:18	Fumble	H00	05:34	*TOUCHDOWN	6 - 80	2:44
NT		V12	00:52	Kickoff	V29	13:07	Punt	7 - 17	2:45
NT	2nd	V34	10:36	Downs	H23	08:12	Missed FG	7 - 43	2:24
NT		V25	05:23	Kickoff	V34	03:15	Punt	3 - 9	2:08
NT		H43	00:00	Fumble	H16	01:52	Fumble	0 - 27	0:00
NT		V34	00:46	Punt	H00	00:11	*TOUCHDOWN	5 - 66	0:35
NT	3rd	V25	15:00	Kickoff	H41	11:16	Punt	8 - 34	3:44
NT		V25	04:24	Kickoff	H41	02:06	Punt	6 - 34	2:18
NT	4th	V08	08:16	Kickoff	V18	05:46	Punt	4 - 10	2:30
NT		V25	01:47	Kickoff	V25	01:40	Interception	1 - 0	0:07

September 23, 2017 vs. UAB

Team	Qtr	Drive Started			Drive Ended			Consumed	
		Spot	Time	Obtained	Spot	Time	How lost	Pl - Yds	TOP
NT	1st	N25	09:06	Kickoff	U12	03:19	*FIELD GOAL	14 - 63	5:47
NT		N42	01:23	Punt	U00	00:41	*TOUCHDOWN	2 - 58	0:42
NT	2nd	N36	14:54	Interception	U00	11:17	*TOUCHDOWN	11 - 64	3:37
NT		N45	09:51	Punt	U20	08:09	Fumble	5 - 35	1:42
NT		N44	07:30	Punt	U00	04:03	*TOUCHDOWN	8 - 56	3:27
NT		N05	00:44	Kickoff	U00	00:44	*TOUCHDOWN	4 - 95	0:00
NT	3rd	N25	15:00	Kickoff	N45	12:43	Downs	5 - 20	2:17
NT		N25	08:45	Kickoff	U00	06:56	*TOUCHDOWN	4 - 75	1:49
NT		N32	05:20	Punt	N36	04:25	Punt	3 - 4	0:55
NT		N37	02:30	Kickoff	U23	14:12	*FIELD GOAL	7 - 40	3:18
NT	4th	U15	13:06	Punt	U14	13:00	Fumble	1 - 1	0:06
NT		N41	11:56	Punt	U28	07:43	*FIELD GOAL	8 - 31	4:13
NT		N31	05:51	Kickoff	N35	04:20	Punt	3 - 4	1:31
NT		U44	00:27	Kickoff	U12	00:00	*FIELD GOAL	2 - 32	0:27
NT		U06	00:00	Fumble	U06	00:00	End of half	0 - 0	0:00

2017 Drive Summaries

September 30, 2017 at Southern Miss

Team	Qtr	Drive Started			Drive Ended			Consumed	
		Spot	Time	Obtained	Spot	Time	How lost	PI - Yds	TOP
NT	1st	N12	11:40	Kickoff	N15	10:17	Punt	3 - 3	1:23
NT		N26	09:16	Punt	N20	07:39	Punt	3 - (6)	1:37
NT		N25	05:38	Kickoff	N26	03:37	Punt	3 - 1	2:01
NT		N45	02:04	Punt	S00	00:47	*TOUCHDOWN	4 - 55	1:17
NT	2nd	N34	14:44	Punt	S23	12:09	Fumble	7 - 43	2:35
NT		N25	10:00	Kickoff	N33	08:54	Interception	3 - 8	1:06
NT		N05	07:53	Punt	S00	02:42	*TOUCHDOWN	12 - 95	5:11
NT		N20	00:54	Punt	S31	15:00	*FIELD GOAL	8 - 49	0:54
NT	3rd	N25	15:00	Kickoff	S03	09:01	*FIELD GOAL	14 - 72	5:59
NT		N29	06:04	Punt	S00	04:08	*TOUCHDOWN	6 - 71	1:56
NT		N49	03:14	Punt	S00	02:49	*TOUCHDOWN	3 - 51	0:25
NT	4th	N25	15:00	Kickoff	S00	11:29	*TOUCHDOWN	8 - 75	3:31
NT		N15	10:08	Punt	S27	04:30	*FIELD GOAL	11 - 58	5:38
NT		S39	03:20	Downs	S41	01:38	Punt	3 - (2)	1:42
NT		S17	01:14	Downs	S20	00:00	End of half	2 - (3)	1:14

October 14, 2017 vs. UT San Antonio

Team	Qtr	Drive Started			Drive Ended			Consumed	
		Spot	Time	Obtained	Spot	Time	How lost	PI - Yds	TOP
NT	1st	N12	15:00	Kickoff	U00	07:35	*TOUCHDOWN	17 - 88	7:25
NT		N18	06:15	Punt	U00	05:32	*TOUCHDOWN	2 - 82	0:43
NT		N25	04:38	Kickoff	U06	00:34	*FIELD GOAL	10 - 69	4:04
NT	2nd	N25	12:17	Kickoff	N50	09:02	Punt	6 - 25	3:15
NT		N25	02:00	Kickoff	N04	00:55	Punt	3 - (21)	1:05
NT		N29	00:00	Missed FG	N29	00:00	End of half	0 - 0	0:00
NT	3rd	N19	12:55	Punt	N17	11:36	Interception	3 - (2)	1:19
NT		N27	08:23	Kickoff	N34	06:47	Punt	3 - 7	1:36
NT		N20	02:12	Punt	U00	12:47	*TOUCHDOWN	10 - 80	4:25
NT	4th	N47	10:05	Punt	U47	08:36	Punt	3 - 6	1:29
NT		N40	03:29	Kickoff	N45	01:28	Downs	4 - 5	2:01
NT		N02	01:07	Punt	U00	00:10	*TOUCHDOWN	7 - 98	0:57

2017 Drive Summaries

October 21, 2017 at Florida Atlantic

Team	Qtr	Drive Started			Drive Ended			Consumed	
		Spot	Time	Obtained	Spot	Time	How lost	PI - Yds	TOP
NT	1st	V31	11:53	Kickoff	V50	09:34	Fumble	5 - 19	2:19
NT		V25	06:41	Kickoff	V38	05:46	Interception	3 - 13	0:55
NT		V25	03:45	Kickoff	V42	01:53	Punt	4 - 17	1:52
NT		V25	01:16	Kickoff	H00	11:45	*TOUCHDOWN	13 - 75	4:31
NT	2nd	V25	07:23	Kickoff	V33	05:25	Interception	4 - 8	1:58
NT		V25	03:55	Kickoff	V28	01:57	Punt	3 - 3	1:58
NT	3rd	V25	15:00	Kickoff	H27	10:37	*FIELD GOAL	12 - 48	4:23
NT		V25	08:32	Kickoff	H00	06:17	*TOUCHDOWN	7 - 75	2:15
NT		V15	03:00	Kickoff	V37	01:35	Punt	5 - 22	1:25
NT	4th	V16	15:00	Kickoff	V18	13:39	Punt	3 - 2	1:21
NT		V25	12:41	Kickoff	H00	08:25	*TOUCHDOWN	13 - 75	4:16
NT		V47	03:52	Downs	H00	00:30	*TOUCHDOWN	9 - 53	3:22

October 28, 2017 vs. Old Dominion

Team	Qtr	Drive Started			Drive Ended			Consumed	
		Spot	Time	Obtained	Spot	Time	How lost	PI - Yds	TOP
NT	1st	N23	15:00	Kickoff	O00	10:05	*TOUCHDOWN	13 - 77	4:55
NT		N32	09:52	Kickoff	O00	08:49	*TOUCHDOWN	4 - 68	1:03
NT		N20	06:15	Punt	N37	04:50	Interception	4 - 17	1:25
NT		N25	02:28	Kickoff	O00	14:32	*TOUCHDOWN	9 - 75	2:56
NT	2nd	O40	11:57	Punt	O40	11:57	*TOUCHDOWN	0 - 0	0:00
NT		N28	11:41	Kickoff	N38	11:23	Fumble	1 - 10	0:18
NT		N25	10:31	Kickoff	N17	08:31	Punt	3 - (8)	2:00
NT		O30	07:44	Interception	O00	05:39	*TOUCHDOWN	7 - 30	2:05
NT		O38	04:11	Punt	O23	02:50	Missed FG	5 - 15	1:21
NT	3rd	N30	11:27	Kickoff	N34	10:15	Punt	3 - 4	1:12
NT		N12	08:27	Interception	O35	05:30	Downs	9 - 53	2:57
NT		N24	01:37	Kickoff	O46	14:50	Punt	4 - 30	1:47
NT	4th	O23	12:27	Fumble	O06	10:45	*FIELD GOAL	6 - 17	1:42
NT		O48	08:21	Downs	O00	07:27	*TOUCHDOWN	4 - 48	0:54
NT		N43	04:26	Downs	N42	03:31	Punt	3 - (1)	0:55
NT		O32	02:11	Downs	O22	00:00	End of half	4 - 10	2:11

2017 Drive Summaries

November 4, 2017 at Louisiana Tech

Team	Qtr	Drive Started			Drive Ended			Consumed	
		Spot	Time	Obtained	Spot	Time	How lost	PI - Yds	TOP
NT	1st	V02	15:00	Kickoff	V44	10:43	Punt	9 - 42	4:17
NT		V37	08:44	Punt	H00	04:12	*TOUCHDOWN	11 - 63	4:32
NT		V25	00:46	Kickoff	V24	00:00	Punt	3 - (1)	0:46
NT	2nd	V25	12:17	Kickoff	H26	09:08	Interception	9 - 49	3:09
NT		V18	06:09	Punt	V45	02:59	Punt	8 - 27	3:10
NT		V25	00:39	Kickoff	H31	15:00	*FIELD GOAL	6 - 44	0:39
NT	3rd	V47	13:17	Punt	H00	11:16	*TOUCHDOWN	6 - 53	2:01
NT		V18	06:50	Kickoff	V46	03:43	Punt	8 - 28	3:07
NT	4th	V25	13:35	Kickoff	V44	11:10	Punt	4 - 19	2:25
NT		V22	09:27	Punt	H00	06:04	*TOUCHDOWN	9 - 78	3:23
NT		V37	02:39	Missed FG	H35	00:00	End of half	6 - 28	2:39

November 11, 2017 vs. UTEP

Team	Qtr	Drive Started			Drive Ended			Consumed	
		Spot	Time	Obtained	Spot	Time	How lost	PI - Yds	TOP
NT	1st	N29	13:16	Punt	N45	12:08	Fumble	4 - 16	1:08
NT		N25	12:08	Kickoff	U25	07:02	Downs	13 - 50	5:06
NT		N36	04:43	Punt	U00	00:48	*TOUCHDOWN	10 - 64	3:55
NT	2nd	N03	12:41	Punt	N33	08:24	Punt	9 - 30	4:17
NT		N19	06:23	Punt	U00	02:18	*TOUCHDOWN	12 - 81	4:05
NT		N20	00:00	Punt	N20	00:00	End of half	0 - 0	0:00
NT	3rd	N25	15:00	Kickoff	U00	11:08	*TOUCHDOWN	8 - 75	3:52
NT		N29	06:26	Kickoff	U00	05:19	*TOUCHDOWN	4 - 71	1:07
NT		N20	00:31	Punt	U00	14:56	*TOUCHDOWN	4 - 80	0:35
NT	4th	U29	11:09	Interception	U13	09:06	*FIELD GOAL	6 - 16	2:03
NT		U26	07:19	Punt	U00	05:59	*TOUCHDOWN	3 - 26	1:20
NT		N10	00:54	Downs	N15	00:00	End of half	2 - 5	0:54

2017 Drive Summaries

November 18, 2017 vs. Army West Point

Team	Qtr	Drive Started			Drive Ended			Consumed	
		Spot	Time	Obtained	Spot	Time	How lost	Pl - Yds	TOP
NT	1st	N23	15:00	Kickoff	A00	10:55	*TOUCHDOWN	10 - 77	4:05 .
NT		N24	04:52	Kickoff	A00	03:31	*TOUCHDOWN	3 - 76	1:21
NT		N36	01:05	Downs	N44	14:53	Punt	3 - 8	1:12
NT	2nd	A07	14:53	Fumble	A00	14:45	*TOUCHDOWN	2 - 7	0:08 .
NT		A32	08:58	Kickoff	A00	07:11	*TOUCHDOWN	5 - 32	1:47 .
NT		N36	04:33	Kickoff	A19	00:53	Interception	10 - 45	3:40 .
NT	3rd	N12	12:21	Kickoff	A00	07:04	*TOUCHDOWN	11 - 88	5:17 .
NT		N25	05:09	Punt	N28	03:40	Punt	3 - 3	1:29
NT	4th	N19	14:42	Kickoff	A00	10:04	*TOUCHDOWN	11 - 81	4:38 .
NT		N29	04:05	Kickoff	A00	03:13	*TOUCHDOWN	3 - 71	0:52
NT		N32	01:23	Kickoff	A22	00:05	*FIELD GOAL	9 - 46	1:18

2017 Long Plays

15-YARD PLUS PLAYS

Yds	Type	Player(s)	Opponent
77*	Pass	GUYTON, Jalen from FINE, Mason	UTSA
72*	Pass	GUYTON, Jalen from FINE, Mason	SMU
68*	Pass	SMILEY, Turner from FINE, Mason	Army
66	Rush	WILSON, Jeffery	UTEP
63	KR	JOHNSON, Evan	Army
62*	Rush	WILSON, Jeffery	Lamar
60*	Pass	BUSSEY, Rico from FINE, Mason	UTEP
53	Pass	GUYTON, Jalen from FINE, Mason	Southern Miss
49	Rush	WILSON, Jeffery	Lamar
49	Pass	LAWRENCE, M. from FINE, Mason	UTSA
48	KR	JOHNSON, Evan	UAB
48	Pass	LAWRENCE, M. from FINE, Mason	Army
47*	Pass	GUYTON, Jalen from FINE, Mason	UAB
46*	Rush	WILSON, Jeffery	Southern Miss
45	Pass	SMILEY, Turner from FINE, Mason	SMU
45*	Pass	SMILEY, Turner from FINE, Mason	Army
44	Pass	GUYTON, Jalen from FINE, Mason	Southern Miss
44*	Pass	LAWRENCE, M. from FINE, Mason	Lamar
43	Pass	CHUMLEY, Caleb from FINE, Mason	Southern Miss
43*	Rush	WILSON, Jeffery	Southern Miss
41	Pass	SMILEY, Turner from FINE, Mason	Iowa Hawkeyes
41	Pass	SMILEY, Turner from FINE, Mason	Southern Miss
41*	Rush	WILSON, Jeffery	Iowa Hawkeyes
40*	Pass	LAWRENCE, M. from FINE, Mason	UAB
37	Pass	LAWRENCE, M. from FINE, Mason	SMU
35	Rush	WILSON, Jeffery	UTSA
35	Pass	GUYTON, Jalen from FINE, Mason	Lamar
34	Rush	WILSON, Jeffery	UAB
34*	Pass	BUSSEY, Rico from FINE, Mason	Old Dominion
34	Rush	WILSON, Jeffery	UAB
32*	Pass	GUYTON, Jalen from FINE, Mason	UTSA
32	Rush	SMITH, Nic	Lamar
32	Rush	WILSON, Jeffery	UAB
31	KR	DARDEN, Jaelon	Old Dominion
31*	Pass	JACKSON, Q. from FINE, Mason	Lamar
30	Pass	SMILEY, Turner from FINE, Mason	SMU
29	Pass	BUSSEY, Rico from FINE, Mason	Army
29*	Pass	GUYTON, Jalen from FINE, Mason	SMU
29	Pass	SMITH, Nic from FINE, Mason	UTSA
29	KR	DARDEN, Jaelon	Lamar
29*	Rush	SMITH, Nic	UAB
29	KR	DARDEN, Jaelon	SMU
28	Pass	DARDEN, Jaelon from FINE, Mason	SMU
28	Rush	SHANBOUR, Quinn	Lamar
27	KR	DARDEN, Jaelon	UTSA
27	KR	DARDEN, Jaelon	Florida Atlantic
27	KR	JOHNSON, Evan	UAB
27	KR	HOWARD, Connor	UAB
27	FR	TAUAAALO, T.J.	Iowa Hawkeyes
26	KR	JOHNSON, Evan	UTEP
25	Pass	LAWRENCE, M. from FINE, Mason	LATECH
25	Pass	DARDEN, Jaelon from FINE, Mason	LATECH
25	Pass	SMITH, Kelvin from FINE, Mason	UAB
25	Pass	DARDEN, Jaelon from FINE, Mason	Florida Atlantic
23	Pass	SMITH, Kelvin from FINE, Mason	Old Dominion
23	Pass	SMITH, Kelvin from FINE, Mason	UAB
22*	Pass	SMILEY, Turner from FINE, Mason	UAB
22*	Pass	BUSSEY, Rico from FINE, Mason	LATECH
22	Pass	BUSSEY, Rico from FINE, Mason	UAB
22	Pass	BUSSEY, Rico from FINE, Mason	Old Dominion
22*	Pass	BUSSEY, Rico from FINE, Mason	UTSA
22	KR	JOHNSON, Evan	Army
21	Pass	GUYTON, Jalen from FINE, Mason	UTSA
21	Pass	GUYTON, Jalen from FINE, Mason	Southern Miss
20	KR	DARDEN, Jaelon	UTSA
20	Rush	WILSON, Jeffery	LATECH
20	Pass	GUYTON, Jalen from FINE, Mason	Southern Miss
20	Pass	LAWRENCE, M. from FINE, Mason	Florida Atlantic
20	Pass	WILSON, Jeffery from FINE, Mason	UTEP
20*	Rush	SMITH, Nic	Old Dominion
20	Pass	BUSSEY, Rico from FINE, Mason	Old Dominion
20	Rush	SMITH, Nic	Southern Miss
19	KR	DARDEN, Jaelon	SMU
19	Pass	BUSSEY, Rico from FINE, Mason	Florida Atlantic
19	Rush	WILSON, Jeffery	LATECH
19	KR	HOWARD, Connor	Old Dominion

LONG PLAYS BY THE NUMBERS

Long Plays By Yards	No.	TD
100+	0	0
90-99	0	0
80-89	0	0
70-79	2	2
60-69	5	3
50-59	1	0
40-49	16	7
30-39	12	3
20-29	36	6

Long Plays By Type	No.	TD
Rushing	16	6
Passing	43	15
Punt returns	0	0
Kick returns	12	0
Interceptions	0	0
Fumble returns	1	0
Other	0	0
TOTAL	72	21

15-YARD PLUS BY PLAYER

Player	No.	TD	R	P	KR	PR	IR	FR
WILSON, Jeffery	23	4	20	3	0	0	0	0
GUYTON, Jalen	17	5	0	17	0	0	0	0
DARDEN, Jaelon	16	0	0	5	11	0	0	0
LAWRENCE, M.	13	2	0	13	0	0	0	0
BUSSEY, Rico	12	5	0	12	0	0	0	0
JOHNSON, Evan	11	0	2	1	8	0	0	0
SMILEY, Turner	9	3	0	9	0	0	0	0
SMITH, Nic	9	2	6	2	1	0	0	0
SMITH, Kelvin	6	0	0	6	0	0	0	0
FINE, Mason	3	0	3	0	0	0	0	0
HOWARD, Connor	2	0	0	0	2	0	0	0
JACKSON, Q.	1	1	0	1	0	0	0	0
TAUAAALO, T.J.	1	0	0	0	0	0	0	1
SHANBOUR, Quinn	1	0	1	0	0	0	0	0
PIRTLE, Jason	1	0	0	1	0	0	0	0
CHUMLEY, Caleb	1	0	0	1	0	0	0	0
TUCKER, Andrew	1	0	1	0	0	0	0	0
HAMILTON, L.	1	0	0	0	0	0	1	0
TOTAL	128	22	33	71	22	0	1	1

LONGEST PLAYS OF THE YEAR

- Rushing
 - 66 WILSON, Jeffery vs UTEP (11/11/2017)
- Rushing Touchdown
 - 62 WILSON, Jeffery vs Lamar (9/2/2017)
- Passing
 - 77 GUYTON, Jalen from FINE, Mason vs UTSA (10/14/2017)
- Passing Touchdown
 - 77 GUYTON, Jalen from FINE, Mason vs UTSA (10/14/2017)
- Punt Return
 - 12 DARDEN, Jaelon vs SMU (9/9/2017)
 - 12 DARDEN, Jaelon vs UAB (9/23/2017)
- Kick Return
 - 63 JOHNSON, Evan vs Army (11/18/2017)
- Interception Return
 - 15 HAMILTON, L. vs UTEP (11/11/2017)
- Fumble Return
 - 27 TAUAAALO, T.J. vs Iowa Hawkeyes (9/16/2017)
- Punt
 - 68 PATTERSON, B. vs Old Dominion (10/28/2017)
- Field Goal
 - 48 MOORE, Trevor vs LATECH (11/4/2017)
 - 48 MOORE, Trevor vs Southern Miss (9/30/2017)

2017 Long Plays

Yds	Type	Player(s)	Opponent
19	Pass	SMITH, Kelvin from FINE, Mason	UAB
19	Rush	WILSON, Jeffery	LATECH
19	Pass	PIRTLE, Jason from FINE, Mason	SMU
19	Pass	GUYTON, Jalen from FINE, Mason	Lamar
18	Pass	BUSSEY, Rico from FINE, Mason	Army
18	Pass	DARDEN, Jaelon from FINE, Mason	Old Dominion
18	KR	SMITH, Nic	Army
18	Pass	BUSSEY, Rico from FINE, Mason	Old Dominion
18	Rush	WILSON, Jeffery	Lamar
18	Pass	WILSON, Jeffery from FINE, Mason	Southern Miss
18	Rush	WILSON, Jeffery	LATECH
18	Pass	GUYTON, Jalen from FINE, Mason	UTSA
18	Rush	JOHNSON, Evan	Old Dominion
18	KR	DARDEN, Jaelon	LATECH
18	Pass	LAWRENCE, M. from FINE, Mason	UTEP
17	KR	JOHNSON, Evan	UTEP
17	Pass	GUYTON, Jalen from FINE, Mason	Army
17	Rush	WILSON, Jeffery	UAB
17	Pass	LAWRENCE, M. from FINE, Mason	Florida Atlantic
17	Pass	LAWRENCE, M. from FINE, Mason	Old Dominion
16*	Pass	BUSSEY, Rico from FINE, Mason	Southern Miss
16	Rush	JOHNSON, Evan	Lamar
16	Rush	FINE, Mason	SMU
16	Rush	WILSON, Jeffery	UAB
16	Rush	WILSON, Jeffery	Army
16	Pass	GUYTON, Jalen from FINE, Mason	Southern Miss
16	Pass	LAWRENCE, M. from FINE, Mason	Lamar
16	Rush	FINE, Mason	Florida Atlantic
16	Rush	SMITH, Nic	Old Dominion
16	KR	DARDEN, Jaelon	Florida Atlantic
16	Pass	WILSON, Jeffery from FINE, Mason	Florida Atlantic
16	KR	DARDEN, Jaelon	SMU
16	Rush	TUCKER, Andrew	Florida Atlantic
15	Pass	JOHNSON, Evan from FINE, Mason	Florida Atlantic
15	Pass	SMITH, Nic from FINE, Mason	Lamar
15	Pass	GUYTON, Jalen from FINE, Mason	UTSA
15	KR	DARDEN, Jaelon	Florida Atlantic
15	Pass	GUYTON, Jalen from FINE, Mason	Old Dominion
15	Pass	SMITH, Kelvin from FINE, Mason	Lamar
15	Pass	DARDEN, Jaelon from FINE, Mason	Iowa Hawkeyes
15	Pass	SMITH, Kelvin from FINE, Mason	UAB
15	Pass	LAWRENCE, M. from FINE, Mason	UTEP
15	Rush	SMITH, Nic	Lamar
15	Pass	LAWRENCE, M. from FINE, Mason	SMU
15	Rush	FINE, Mason	LATECH
15	Pass	SMILEY, Turner from FINE, Mason	Old Dominion
15	INT	HAMILTON, L.	UTEP
15	Rush	WILSON, Jeffery	UAB
15	Rush	WILSON, Jeffery	Old Dominion
15	Pass	SMILEY, Turner from FINE, Mason	Iowa Hawkeyes
15	KR	JOHNSON, Evan	Old Dominion
15	KR	JOHNSON, Evan	Army

2017 Money Plays

North Texas - "Money" Plays

Money plays are defined as plays resulting in first down or a touchdown

MONEY RUSHERS	1st	TD	No.	Att
WILSON, Jeffery	59	16	69	188
SMITH, Nic	21	5	24	92
FINE, Mason	13	1	14	53
JOHNSON, Evan	11	2	11	27
TUCKER, Andrew	4	2	5	10
SHANBOUR, Quinn	2	0	2	6
GUYTON, Jalen	1	0	1	3
TOTALS	111	26	126	393

MONEY RECEPTIONS	1st	TD	No.	Rec
LAWRENCE, M.	29	3	30	49
GUYTON, Jalen	26	9	29	47
BUSSEY, Rico	20	5	21	32
SMITH, Kelvin	13	0	13	20
SMILEY, Turner	12	3	12	21
WILSON, Jeffery	11	0	11	24
DARDEN, Jaelon	10	3	11	27
SMITH, Nic	8	2	9	13
CHUMLEY, Caleb	4	0	4	6
RUTHERFORD, O.	1	1	2	4
PIRTLE, Jason	1	0	1	1
JOHNSON, Evan	1	0	1	3
JACKSON, Q.	1	1	1	4
TOTALS	137	27	145	252

1ST DOWN MONEY RUSHERS	1st	TD	No.	Att
WILSON, Jeffery	16	5	21	86
FINE, Mason	4	0	4	27
SMITH, Nic	4	0	4	50
TUCKER, Andrew	1	2	2	6
SHANBOUR, Quinn	1	0	1	4
JOHNSON, Evan	1	0	1	11
TOTALS	27	7	33	193

1ST DOWN MONEY RECEPTIONS	1st	TD	No.	Rec
GUYTON, Jalen	14	7	16	23
LAWRENCE, M.	9	1	9	19
BUSSEY, Rico	7	2	7	12
SMILEY, Turner	5	1	5	10
DARDEN, Jaelon	3	3	4	9
SMITH, Kelvin	4	0	4	7
SMITH, Nic	3	0	3	5
WILSON, Jeffery	3	0	3	7
RUTHERFORD, O.	0	1	1	3
PIRTLE, Jason	1	0	1	1
TOTALS	49	15	53	101

2ND DOWN MONEY RUSHERS	1st	TD	No.	Att
WILSON, Jeffery	18	6	21	60
SMITH, Nic	14	4	16	34
JOHNSON, Evan	7	2	7	10
TUCKER, Andrew	3	0	3	4
SHANBOUR, Quinn	1	0	1	2
FINE, Mason	1	0	1	12
GUYTON, Jalen	1	0	1	1
TOTALS	45	12	50	127

2ND DOWN MONEY RECEPTIONS	1st	TD	No.	Rec
BUSSEY, Rico	8	0	8	11
LAWRENCE, M.	8	1	8	15
GUYTON, Jalen	5	2	6	14
SMILEY, Turner	5	1	5	6
SMITH, Kelvin	5	0	5	8
DARDEN, Jaelon	5	0	5	12
SMITH, Nic	4	2	5	5
CHUMLEY, Caleb	3	0	3	4
WILSON, Jeffery	3	0	3	10
JACKSON, Q.	1	1	1	1
RUTHERFORD, O.	1	0	1	1
TOTALS	48	7	50	89

3RD DOWN MONEY RUSHERS	1st	TD	No.	Att
WILSON, Jeffery	18	3	19	29
FINE, Mason	8	1	9	14
JOHNSON, Evan	3	0	3	6
SMITH, Nic	3	0	3	6
TOTALS	32	4	34	57

3RD DOWN MONEY RECEPTIONS	1st	TD	No.	Rec
LAWRENCE, M.	10	1	11	13
GUYTON, Jalen	7	0	7	10
BUSSEY, Rico	5	3	6	9
WILSON, Jeffery	4	0	4	6
SMITH, Kelvin	3	0	3	4
DARDEN, Jaelon	2	0	2	6
SMILEY, Turner	2	1	2	5
CHUMLEY, Caleb	1	0	1	1
TOTALS	34	5	36	56

4TH DOWN MONEY RUSHERS	1st	TD	No.	Att
WILSON, Jeffery	7	2	8	13
SMITH, Nic	0	1	1	2
TOTALS	7	3	9	16

4TH DOWN MONEY RECEPTIONS	1st	TD	No.	Rec
LAWRENCE, M.	2	0	2	2
SMITH, Nic	1	0	1	1
JOHNSON, Evan	1	0	1	1
SMITH, Kelvin	1	0	1	1
WILSON, Jeffery	1	0	1	1
TOTALS	6	0	6	6

2017 Participation

#	PLAYER	GP/GS	LU	SMU	IOWA	UAB	USM	UTSA	FAU	ODU	LATECH	UTEP	ARMY
74	ANTHONY, C.	2/-	XXX	XXX
54	BARR, Creighton	9/4	START	...	START	START	START	XXX	XXX	...	XXX	XXX	XXX
7	BAULKMAN, Dee	8/-	XXX	XXX	XXX	XXX	XXX	XXX	XXX	XXX
9	BROOKS, Nate	9/6	START	START	START	START	XXX	XXX	XXX	START	START
8	BUSSEY, Rico	10/7	...	XXX	XXX	START	START	START	START	START	XXX	START	START
1A	CASON, Mitch	1/-	XXX
1E	CHUMLEY, Caleb	11/2	XXX	XXX	XXX	XXX	START	XXX	START	XXX	XXX	XXX	XXX
84	DARDEEN, Jaelon	11/-	XXX	XXX	XXX	XXX	XXX	XXX	XXX	XXX	XXX	XXX	XXX
51	DAVIS, Jake	8/-	XXX	XXX	XXX	XXX	XXX	XXX	XXX	XXX
2A	DAVIS, Tyreke	11/-	XXX	XXX	XXX	XXX	XXX	XXX	XXX	XXX	XXX	XXX	XXX
89	DUHON, Kam	7/-	XXX	XXX	XXX	...	XXX	...	XXX	XXX	XXX
29	DURHAM, Nate	3/-	XXX	XXX	XXX
22	EJIYA, E.J.	11/11	START	START	START	START	START	START	START	START	START	START	START
14	FERNANDES, C.	10/-	XXX	XXX	XXX	XXX	XXX	XXX	XXX	XXX	XXX	XXX	...
6	FINE, Mason	11/11	START	START	START	START	START	START	START	START	START	START	START
99	FLUSCHE, Andy	11/10	XXX	START	START	START	START	START	START	START	START	START	START
37	GARNER, Brandon	11/10	START	START	START	START	XXX	START	START	START	START	START	START
73	GUNTER, Garrett	4/-	XXX	XXX	XXX	XXX
01	GUYTON, Jalen	11/11	START	START	START	START	START	START	START	START	START	START	START
82	HAIR-GRIFFIN, D	5/-	XXX	XXX	...	XXX	XXX	XXX
16	HALL, Kemon	11/11	START	START	START	START	START	START	START	START	START	START	START
50	HAMILTON, L.	11/6	XXX	START	START	START	START	XXX	START	XXX	START	XXX	XXX
53	HENSON, T.J.	10/10	...	START	START	START	START	START	START	START	START	START	START
46	HOSLEY, C.	11/-	XXX	XXX	XXX	XXX	XXX	XXX	XXX	XXX	XXX	XXX	XXX
1H	HOWARD, Connor	4/-	XXX	XXX	...	XXX	XXX
13	JACKSON, Q.	8/-	XXX	...	XXX	XXX	...	XXX	XXX	...	XXX	XXX	XXX
2	JENKINS, Eric	11/5	XXX	XXX	XXX	XXX	START	START	START	START	START	START	XXX
11	JOHNSON, Cam	10/-	XXX	XXX	XXX	XXX	XXX	XXX	XXX	XXX	XXX	XXX	...
26	JOHNSON, Evan	11/-	XXX	XXX	XXX	XXX	XXX	XXX	XXX	XXX	XXX	XXX	XXX
90	JOHNSON, Ti.	7/4	START	XXX	XXX	START	XXX	START	START
36	KENWORTHY, A.	5/-	XXX	XXX	XXX	XXX	XXX
80	KING, Jamie	6/-	XXX	XXX	...	XXX	XXX	XXX	XXX
96	KRASNQI, Tony	6/-	XXX	XXX	...	XXX	XXX	XXX	XXX	XXX	...
32	LAWRENCE, M.	11/8	START	START	START	START	START	XXX	START	XXX	START	START	XXX
20	LEMASTERS, W.	4/-	XXX	XXX	XXX	XXX	...
4D	MAKI, Cannon	6/-	XXX	XXX	XXX	XXX	XXX	XXX	...
42	MANN, Corey	3/-	XXX	XXX	XXX
79	MAYFIELD, Riley	11/11	START	START	START	START	START	START	START	START	START	START	START
0F	MCCLAIN, K.	11/11	START	START	START	START	START	START	START	START	START	START	START
41	MCDONALD, C.	11/7	START	START	START	XXX	START	START	XXX	XXX	XXX	START	START
23	MEANS, Connor	7/-	XXX	XXX	XXX	XXX	XXX	XXX	XXX
39	MOORE, Jameel	3/-	XXX	XXX	XXX	...
44	MOORE, Sid	6/1	START	XXX	XXX	XXX	XXX	...	XXX
30	MOORE, Trevor	11/-	XXX	XXX	XXX	XXX	XXX	XXX	XXX	XXX	XXX	XXX	XXX
60	MOSE, Sosaia	10/8	START	START	...	XXX	XXX	START	START	START	START	START	START
4	MUHAMMAD, K.	11/11	START	START	START	START	START	START	START	START	START	START	START
68	MUNDEN, Chett	2/-	XXX	XXX	...
71	MURRAY, Jordan	11/11	START	START	START	START	START	START	START	START	START	START	START
97	NOVIL, Dion	2/-	XXX	XXX
17	OZOUGWU, Joe	8/2	XXX	...	XXX	XXX	...	XXX	XXX	XXX	START	START	...
52	PAHINUJI, Jevin	1/-	XXX
9C	PATTERSON, B.	7/-	XXX	XXX	XXX	XXX	XXX	XXX	XXX
88	PIRTLE, Jason	10/1	...	XXX	XXX	XXX	XXX	XXX	XXX	XXX	XXX	XXX	START
27	PRESTON, Ashton	11/7	START	START	XXX	START	START	START	START	START	START	START	XXX
24	ROBINSON, T.	11/-	XXX	XXX	XXX	XXX	XXX	XXX	XXX	XXX	XXX	XXX	XXX
0B	RUTHERFORD, O.	8/-	XXX	XXX	XXX	XXX	XXX	XXX	XXX	XXX
31	SANDERS, Makyle	9/-	XXX	...	XXX	XXX	XXX	XXX	XXX	XXX	...	XXX	XXX
19	SHANBOUR, Quinn	11/-	XXX	XXX	XXX	XXX	XXX	XXX	XXX	XXX	XXX	XXX	XXX
1	SMILEY, Turner	11/4	START	START	START	XXX	XXX	XXX	XXX	XXX	START	XXX	XXX
87	SMITH, Kelvin	11/11	START	START	START	START	START	START	START	START	START	START	START
21	SMITH, Nic	11/-	XXX	XXX	XXX	XXX	XXX	XXX	XXX	XXX	XXX	XXX	XXX
9A	STRAUBMUELLER, K	8/-	XXX	XXX	XXX	XXX	XXX	XXX	XXX	XXX
15	TALUALO, T.J.	11/1	XXX	XXX	XXX	XXX	XXX	START	XXX	XXX	XXX	XXX	XXX
78	THOMAS, Jalen	10/-	XXX	...	XXX	XXX	XXX	XXX	XXX	XXX	XXX	XXX	XXX
25	TUCKER, Andrew	10/-	XXX	XXX	XXX	XXX	XXX	XXX	XXX	XXX	XXX	XXX	...
11	UMEAKUANA, N.	3/-	XXX	XXX	XXX
18	WHEELER, Joshua	8/7	...	XXX	START	START	START	START	START	START	START
3	WILSON, Jeffery	11/11	START	START	START	START	START	START	START	START	START	START	START
77	WOODWORTH, Elex	11/11	START	START	START	START	START	START	START	START	START	START	START
49	YOUNG, Roderick	11/11	START	START	START	START	START	START	START	START	START	START	START