



North Texas Football

Assistant Athletic Director of Communications (Football contact): Jordan Stepp
 Phone: (805) 551-8648 • Email: jordan.stepp@unt.edu

Website: MeanGreenSports.com • Facebook: Facebook.com/MeanGreenFB • Twitter: @MeanGreenFB • Instagram: @MeanGreenFB • #GMG • #NewDenton

2017 SCHEDULE

Overall: 7-3 • C-USA: 6-1

DATE	OPPONENT	TIME/RESULT
9/2	vs. Lamar ~	W, 59-14
9/9	at SMU ~	L, 54-32
9/16	at Iowa ~	L, 31-14
9/23	vs. UAB*~	W, 46-43
9/30	at Southern Miss*~	W, 43-28
10/14	vs. UTSA*~	W, 29-26
10/21	at Florida Atlantic*~	L, 69-31
10/28	vs. Old Dominion*~	W, 45-38
11/4	at Louisiana Tech*~	W, 24-23
11/11	vs. UTEP*~	W, 45-10
11/18	vs. Army~	5:30 p.m.
11/25	at Rice*~	12 p.m.

*Denotes Conference USA Contest, ~ Mean Green Sports Network (radio). All Game Times Listed in CT and are subject to change

By The Numbers

36.8

Through 10 games, the Mean Green are averaging 36.8 points per game, which is second in C-USA. North Texas averaged 24.8 ppg in 2016, which was a jump of 9.6 from 2015 prior to Seth Littrell's arrival in Denton.

1,143

Senior RB Jeffery Wilson carried 20 times for 144 yards and a touchdown last week in the win over UTEP and he now has 1,143 yards rushing on the season, which is a career-high for a single season.

30

Wilson scored his 14th rushing touchdown of the season last week in the win over UTEP. Wilson now has 30 career rushing scores, which is third in school history.

141

Senior K Trevor Moore has made 141 consecutive extra points heading into week 12, a school record. He is also holds the school record for most PATs made in a career.

@MeanGreenFB

North Texas MEAN GREEN (7-3, 6-1 C-USA)



North Texas (7-3, 6-1 C-USA) remains in Denton to wrap up their regular season home schedule by hosting Army (8-2, Independent) Saturday at 5:30 p.m. CT at Apogee Stadium. North Texas enters play fresh off a 45-10 win over UTEP that clinched the Conference USA West division title and a spot in the C-USA Championship game. Army won their sixth consecutive game last week.

Saturday's game will be broadcast live on beIN Sports with Mike Gleason (pxp), Sean Salisbury (analyst) and Michelle Gingras (reporter) as well as on the radio on the Mean Green Sports Network with Dave Barnett (pxp) and Hank Dickenson (analyst).

North Texas vs. Army

Date..Sat., Nov. 18 | 5:30 p.m. CT
 Venue Apogee Stadium
 Location Denton, Texas
 Live Stats .. MeanGreenSports.com
 Live Tweets @MeanGreenFB
 TV BeIN Sports
 Radio KHYI 95.3 FM
 KNTU 88.1 FM
 KGAF 1580 AM
 Series Army leads 5-1
 Last Meeting Army 38, North Texas 31 (OT) at the Zaxby's Heart of Dallas Bowl on 12/26/16

ARMY

BLACK KNIGHTS (8-2, Independent)



North Texas' Top Storylines, Streaks & Trends

Next Up

The Mean Green conclude the 2017 regular season and Conference USA season by traveling to Houston to take on Rice. That game kicks off at noon CT and will be broadcast live on ESPN3.

Mean Green Clinch C-USA West Title

Following last week's 45-10 win over UTEP on homecoming, the Mean Green enter Week 12 of the season as Conference USA's West division champions at 6-1. It marks North Texas' first division title since joining the conference ahead of the 2013 season. The Mean Green have earned a spot in the Dynacraft Conference USA Championship Game on Saturday, Dec. 2, at a yet to be determined site.

Looking across to the East division, Florida Atlantic (6-0 in C-USA) is one win away from clinching a spot in the C-USA title game and they are the only conference foe to beat North Texas this season. The Owls host in-state rival FIU this week and close conference play in Charlotte against the 49ers (1-9).

FIU has an opportunity to win the East, despite its loss this past week to Old Dominion. FIU is now 4-2 in conference play and should the Panthers win out and Florida Atlantic drop its final two games, FIU would hold a head-to-head tiebreak advantage over Florida Atlantic. Even if Marshall (also 4-2) were to also win out in that same circumstance, they have losses against both FIU and Florida Atlantic, thus would be eliminated in a multi-team tie for the division lead.

The Mean Green's last conference title came as members of the Sun Belt in 2004.

UNT Is Bowl Eligible

The Mean Green picked up their seventh win of the season last week with their 45-10 win over UTEP, the program's most since a nine-win season in 2013.

* Should the Mean Green be selected for a bowl game, it would mark the second straight year that North Texas will have gone bowling. The Mean Green made a bowl last season at 5-7 by virtue of not enough six-win programs and North

MEAN GREEN RECORD WATCH

Single-Season Rushing Yards

1. Jamario Thomas, 2004	1,801
2. Patrick Cobbs, 2003	1,680
3. Lance Dunbar, 2010	1,553
4. Bernard Jackson, 1978	1,453
5. Lance Dunbar, 2009	1,378
6. Kevin Galbreath, 2002	1,298
7. Patrick Cobbs, 2005	1,154
8. Malcolm Jones, 1980	1,144
9. Jeffery Wilson, 2017	1,143
10. Kevin Galbreath, 2001	1,119

Single-Season Rushing TDs

1. Patrick Cobbs, 2003	19
2. Jamario Thomas, 2004	17
Lance Dunbar, 2009	17
4. Jeffery Wilson, 2017	14
Jeffery Wilson, 2016	14

Career Rushing Yards

1. Lance Dunbar, 2008-11	4,224
2. Patrick Cobbs, 2001-05	4,050
3. Jamario Thomas, 2004-07	3,496
4. Jeffery Wilson, 2014-pres.	3,133
5. Ja'Quay Wilburn, 1997-2000	3,120

Career Rushing TDs

1. Lance Dunbar, 2008-11	41
2. Patrick Cobbs, 2001-05	36
3. Jeffery Wilson, 2014-pres.	30
4. Scott Davis, 1987-90	29
5. Jamario Thomas, 2004-07	27

Career 100-Yard Rushing Games

1. Patrick Cobbs, 2001-05	21
Lance Dunbar, 2008-11	21
3. Kevin Galbreath, 2001-02	15
4. Jamario Thomas, 2004-07	13
5. Jeffery Wilson, 2014-pres.	12
Bernard Jackson, 1978-79	12
Ja'Quay Wilburn, 1997-00	12

Career Rushing Attempts

1. Patrick Cobbs, 2001-05	818
2. Lance Dunbar, 2008-11	782
3. Jamario Thomas, 2004-07	667
4. Ja'Quay Wilburn, 1997-00	647
5. Kevin Galbreath, 2001-02	580
6. Darrin Collins, 1986-89	544
7. Jeffery Wilson, 2014-pres.	543
8. Ken Washington, 1974-77	532

Single-Season Passing Yards

1. Mitch Maher, 1994	3,103
2. Derek Thompson, 2013	2,896
3. Steve Ramsey, 1969	2,828
4. Mason Fine, 2017	2,812
5. Giovanni Vizza, 2008	2,758

Single-Season Passing TDs

1. Mitch Maher, 1994	26
2. Steve Ramsey, 1969	24
Steve Ramsey, 1968	24
Mitch Maher, 1993	24
5. Mason Fine, 2017	22

Single-Season Pass Attempts

1. Giovanni Vizza, 2008	493
2. Steve Ramsey, 1969	414
3. Derek Thompson, 2013	390
4. Giovanni Vizza, 2007	383
5. Derek Thompson, 2012	372
6. Mitch Maher, 1994	370
7. Mason Fine, 2017	352
8. Vidal Carlin, 1965	341

Single-Season Completions

1. Giovanni Vizza, 2008	309
2. Derek Thompson, 2013	251
3. Mitch Maher, 1994	231
4. Mason Fine, 2017	224
5. Giovanni Vizza, 2007	223

Single-Season Pass Efficiency

1. Mitch Maher, 1994	190.89
2. Ken Washington, 1977	158.93
3. Scott Hall, 2003	153.43
4. Mason Fine, 2017	146.25
5. Mitch Maher, 1993	137.40

Single-Season Completion Percentage

1. Riley Dodge (205-303), 2009	67.7
2. Derek Thompson (251-390), 2013	64.4
3. Mason Fine (224-352), 2017	63.6
4. Daniel Meager (107-169), 2007	63.3
5. Giovanni Vizza (309-493), 2008	62.7
6. Mitch Maher (231-370), 1994	62.4
7. Jordan Case (103-167), 1979	61.6
8. Rusty Hill (177-292), 1982	60.6
9. Riley Dodge (106-176), 2010	60.2
10. Mason Fine (155-263), 2016	59.4

Career Passing Yards

1. Mitch Maher, 1991-94	8,519
2. Derek Thompson, 2009-13	7,447
3. Steve Ramsey, 1967-69	7,076
4. Scott Davis, 1987-90	6,923
5. Scott Hall, 2000-04	5,975
6. Giovanni Vizza, 2007-08	5,146
7. Mason Fine, 2016-pres.	4,384
8. Jason Mills, 1994-97	3,981

Career Passing TDs

1. Steve Ramsey, 1967-69	69
2. Mitch Maher, 1991-94	67
3. Scott Hall, 2000-04	50
4. Derek Thompson, 2009-13	42
5. Scott Davis, 1987-90	41
6. Giovanni Vizza, 2007-08	32
Jason Mills, 1994-97	32
8. Mason Fine, 2016-pres.	28
9. Vidal Carlin, 1965-66	25

Career Pass Attempts

1. Mitch Maher, 1991-94	1,149
2. Derek Thompson, 2009-13	1,055
3. Steve Ramsey, 1967-69	1,015
4. Scott Davis, 1987-90	922
5. Giovanni Vizza, 2007-08	876
6. Scott Hall, 2000-04	784
7. Jason Mills, 1994-97	697
8. Vidal Carlin, 1965-66	633
9. Mason Fine, 2016-pres.	613

Career Completions

1. Mitch Maher, 1991-94	640
2. Derek Thompson, 2009-13	636
3. Giovanni Vizza, 2007-08	532
4. Scott Davis, 1987-90	519
5. Steve Ramsey, 1967-69	491
6. Scott Hall, 2000-04	422
7. Mason Fine, 2016-pres.	379

Career Pass Efficiency

1. Mason Fine, 2016-17	132.41
2. Scott Hall, 2000-04	132.36
3. Mitch Maher, 1991-94	128.56
4. Scott Davis, 1987-90	126.44
5. Derek Thompson, 2009-13	126.27

Career Completion Percentage (min. 200)

1. Riley Dodge (311-481), 2008-10	64.7
2. Mason Fine (379-613), 2016-17	61.8
Jordan Case (218-354), 1977-79	61.6
4. Giovanni Vizza (532-876) 2007-08	60.7
5. Derek Thompson (636-1,055), 2009-13	60.3

Career 200-Yard Passing Games

1. Mitch Maher, 1991-94	23
2. Steve Ramsey, 1966-69	20
Derek Thompson, 2009-2013	20
4. Giovanni Vizza, 2007-08	15
5. Mason Fine, 2016-pres.	14

Consecutive 200-Yard Passing Games

1. Mitch Maher, 1994	10
2. Derek Thompson, 2012	8
3. Mason Fine, 2016-pres.	7
4. Giovanni Vizza, 2008	6
Steve Ramsey, 1969	6

MEAN GREEN RECORD WATCH

Career 300-Yard Passing Games

1. Derek Thompson, 2009-2013	7
2. Steve Ramsey, 1966-69	6
3. Mason Fine, 2016-pres.	5
4. Giovanni Vizza, 2007-08	4
Mitch Maher, 1991-94	4

Single-Season Receiving Yards

1. Casey Fitzgerald, 2007	1,322
2. Barry Moore, 1969	1,130
John Love, 1966	1,130
4. Casey Fitzgerald, 2008	1,119
5. Barry Moore, 1968	1,053
6. David Brown, 1968	1,013
7. John Love, 1965	994
8. Marcus Camper, 1988	938
9. Marvin Walker, 1982	934
10. Ron Shanklin, 1969	874
- Jalen Guyton, 2017	731

Single-Season Receiving TDs

1. Ron Shanklin, 1967	13
2. Casey Fitzgerald, 2007	12
3. David Brown, 1994	11
George Marshall, 2001	11
Marvin Walker, 1982	11
6. John Love, 1966	10
7. Johnny Quinn, 2004	9
Charlie Murray, 1978	9
9. Jalen Guyton, 2017	8
Troy Redwine, 1995	8

Career All-Purpose Yards

1. Brelan Chancellor, 2010-13	5,503
2. Lance Dunbar, 2008-11	5,375
3. Patrick Cobbs, 2001-05	5,222
4. Jeffery Wilson, 2014-pres.	3,934
5. Johnny Quinn, 2003-06	3,835
6. Jamario Thomas, 2004-07	3,670
7. Marcus Camper, 1985-88	3,562
8. Abner Haynes, 1957-59	3,322
9. Ja'Quay Wilburn, 1997-2000	3,299
10. Broderick McGrew, 1996-99	3,022

Career Yards of Total Offense

1. Mitch Maher, 1991-94	9,006
2. Craig Robertson, 2006-10	8,436
3. Brad Kassell, 1998-01	7,760
Zach Orr, 2010-13	6,568
5. Lester Harper, 1980-83	6,440
6. Burks Washington, 1975-78	5,631
7. Mason Fine, 2016-pres.	4,594
8. Ken Washington, 1974-77	4,313

Career Tackles

1. Byron Gross, 1987-90	386
2. Craig Robertson, 2006-10	381
3. Brad Kassell, 1998-01	365
Zach Orr, 2010-13	365
5. Lester Harper, 1980-83	362
6. Burks Washington, 1975-78	351
7. Lance White, 1983-86	325
- Kishawn McClain, 2014-pres.	309

Single-Season PATs Made

1. Zach Paul 2013	48
2. Nick Bazaldua, 2003	44
3. Trevor Moore, 2017	41
Trevor Moore, 2016	41
5. Nick Bazaldua, 2003	37
Iseed Khoury, 1977	37
Keith Chapman, 1988	37
Trevor Moore, 2014	37

Career PATs Made

1. Trevor Moore, 2014-pres.	141
2. Nick Bazaldua, 2002-05	121
3. Keith Chapman, 1986-89	89

Career PAT Percentage

1. Trevor Moore, (141-141) 2014-pres.	100.0
2. Iseed Khoury (69-70), 1975-77	98.5
3. Zach Paul (48-49), 2012-14	97.9
4. Keith Chapman (89-91), 1986-89	97.8

Most Consecutive PATs Made

1. Trevor Moore, 2014-pres.	141
2. Keith Chapman, 1987-89	61
3. Iseed Khoury, 1975-77	60

Single-Season FGs Made

1. Keith Chapman, 1989	19
2. Trevor Moore, 2014	15
Dennis Hopovac, 2006	15
4. Trevor Moore, 2017	14
Nick Bazaldua, 2004	14
Garrett Courtney, 1997	14
Jeff Graham, 1996	14
Keith Chapman, 1988	14
Keith Chapman, 1987	14
Whit Smith, 1980	14

Career FGs Made

1. Keith Chapman, 1986-89	49
2. Trevor Moore, 2014-pres.	47
3. Nick Bazaldua, 2002-05	42
4. Zach Olen, 2010-13	32
5. Garrett Courtney, 1987-88	29

Single-Season FG Percentage (min. 10)

1. Trevor Moore (15-17), 2014	88.2
2. Trevor Moore (14-16), 2017	87.5
Garrett Courtney (14-16), 1997	87.5
4. Zach Olen (13-15), 2010	86.7
5. Jason Ball (9-11), 1999	81.8

Career FG Percentage

1. Trevor Moore (47-60), 2014-pres.	78.3
2. Jeff Graham (26-35), 1994-96	74.3
Garrett Courtney (29-39), 1997-98	74.3
4. Richard DeFelice (18-25), 1992-93	72.0
5. Dennis Hopovac (15-21), 2003-06	71.4

Team Records

Most Rushing TDs (Season)

1. 1951	33
2. 2013	31
3. 2003	28
4. 2009	27
5. 2016	24
1977	24
7. 2017	23
2002	23
8. 1961	22
9. 2014	21
2004	21
1986	21
1980	21

Most Rushing Yards (Season)

1. 1951	3,079
2. 1959	2,908
3. 1952	2,593
4. 1953	2,512
5. 2010	2,426
6. 2002	2,372
7. 1980	2,366
8. 2013	2,349
9. 1986	2,344
10. 1957	2,308
- 2017	1,916

Most Rushing Yards Per Game (Season)

1. 1959	290.8
2. 1951	279.9
3. 1952	259.3
4. 1953	251.2
5. 1986	234.4
6. 1957	230.8
7. 1980	215.0
8. 1961	210.9
9. 2010	202.1
10. 2002	197.6
- 2017	191.6

MEAN GREEN RECORD WATCH/NOTES

Most Passing Yards Per Game (Season)

1. 1969	294.4
2. 1994	292.5
3. 2007	289.7
4. 2017	284.6
5. 1966	259.5

Most Passing TDs (Season)

1. 1964	27
2. 1967	25
1968	25
1969	25
1966	25
- 2017	23

Most Passing Attempts (Season)

1. 2007	553
2. 2008	493
3. 1982	454
4. 2016	449
5. 1969	447
- 2017	360

Most Completions (Season)

1. 2007	330
2. 2008	309
3. 2009	277
4. 2016	261
5. 2013	261
- 2017	228

Most Plays (Season)

1. 2013	951
2. 2007	934
3. 2008	884
4. 1980	878
5. 2016	875
- 2017	740

Most Yards Total Offense (Season)

1. 2013	5,336
2. 2009	4,904
3. 2007	4,901
4. 1951	4,845
5. 2017	4,762

Most Yards Total Offense Per Game (Season)

1. 2017	476.2
2. 1969	421.0
3. 1951	420.2
4. 2013	410.5
5. 2009	408.7

Most First Downs (Season)

School Record	
2013	279
2017	243

Texas' exceptional APR score (Academic Progress Rate).

* The last time the Mean Green went to bowls in consecutive seasons was 2003 and 2004, part of a run of four consecutive trips to the New Orleans Bowl (2001-04), which included three outright Sun Belt championships and a share of another.

Rubber Game

The Mean Green meet Army for the third time in the last 13 months Saturday, as the teams split their two meetings in 2016.

* North Texas forced seven turnovers in a 35-18 win on the road in West Point, New York, last October.

* The teams met again in the Zaxby's Heart of Dallas Bowl in December and the Black Knights came out with a 38-31 overtime win at the Cotton Bowl in Dallas.

Passed Out

It's no secret that Army doesn't utilize the passing game much. The Black Knights completed 9-of-25 passes across the two meetings with the Mean Green last season, including 2-of-4 in the bowl win by Army.

The Black Knights have completed just 17-of-57 passes for 308 yards for two touchdowns and five interceptions in 2017. They rank 129th, dead last, nationally in passing yards per game, which is skewed due to their triple option rushing attack. The Black Knights own the second-best rushing attack in the nation, at 351.8 yards per game.

Army has attempted just one pass in its last two games, a 42-yard completion from Ahmad Bradshaw last week to Kell Walker against Duke in a 26-21 win.

Surging Army

North Texas' opponent Army enters play having won six consecutive games.

Score!

The Mean Green are averaging 36.8 points per game through 10 games, which is second in Conference USA and 21st in the country.

* North Texas averaged 24.8 ppg in 2016, taking an 12.0 ppg jump in 2017.

* The Mean Green made a 9.6 ppg jump in

2016, head coach Seth Littrell's first season in Denton.

That's Offensive

The Mean Green lead the conference in total offense, averaging 476.2 yards per contest, which ranks 17th nationally.

* North Texas averaged 341.8 yards per game last season, which ranked 12th out of 13 teams in conference last season.

* The Mean Green are averaging 6.44 yards per play, which ranks 26th-best nationally.

* North Texas ranked 117th nationally each of the previous two seasons (5.08 yards per play in 2016 and 4.56 yards per play in 2015). The 2013 team that won the Heart of Dallas Bowl at 9-4, finished 63rd in that category at 5.61 yards per play.

* North Texas is averaging 74 plays per game in 2017, compared to 67 per game in 2016, Littrell's first year in Denton.

* The Mean Green have surpassed 400 yards of offense in nine of their first 10 games in 2017 and 500 yards on three occasions. North Texas had only five games in 2016 (in 13 games) that they went over 400 yards of total offense, none of which topped 500.

First Downs

North Texas has posted 243 first downs over the first 10 games, and their 24.3 first downs per game ranks best in Conference USA.

* The Mean Green had 27 first downs last week in the win against UTEP.

* The 243 first downs rank 13th in the country.

Defense Comes Up Big

North Texas' defense had its best performance of the season last week against UTEP, allowing just 10 points in the win. Seven of those points came on a defensive score by the Miners, so the Mean Green defense actually surrendered just three points on the day. It marked the lowest point total allowed during the Seth Littrell era.

Explosive Plays

The Mean Green had five plays of 15-yards or more from scrimmage last week in the win against UTEP and now have 47 offensive

MEDIA AVAILABILITY FOR WEEK 12

13	14	15	16	17	18	19
No Media Availability	Practice at Athletic Center 8:55 a.m. Seth Littrell Press Conference 11:30 a.m. Team Meeting Room, Ground floor of Athletic Center Only day for player availability immediately following press conference	Practice at Athletic Center Seth Littrell available for out of town media No player availability	Walk through at Athletic Center No player availability	Practice at Athletic Center No player availability	Kickoff vs. Army at 5:30 p.m. CT	Player Conditioning at the Athletic Center

NORTH TEXAS MEDIA SERVICES

Who to contact:

Jordan Stepp: 940-369-8329 (Office)
805-551-8648 (Cell)
E-mail: jordan.stepp@unt.edu

Eric Capper: 940-565-2476 (Office)
940-367-0727 (Cell)
E-mail: eric.capper@unt.edu

Practice Coverage

Media has limited access to North Texas football practice. The media may view the period from 9:15-9:35 a.m. of practices on Tuesday and Wednesday. The remaining practice is closed to all media and fans.

Credentials For Media

Those wishing to cover North Texas must contact Jordan Stepp for credentials for home and away games.

Tuesday Press Conference

Head coach Seth Littrell's weekly media availability for local media will be conducted at a press conference on Tuesday in the Team Meeting Room on the bottom floor of the Athletic Center following practice around 11:25 a.m.

Post-Practice Interviews

Interviews following practice on Tuesday will be conducted only for requested players. **Requests for players should be made in advance through the athletic communications office by Monday at 12 p.m.** Special exemptions may be granted to those media wishing to interview a specific student-athlete before practice or on a different day at the discretion of the athletic communications office.

All out of town media with requests for Coach Littrell, assistant coaches or players must contact Jordan Stepp.

Post-Game Interviews

The North Texas locker room is closed to all members of the media. Head coach Seth Littrell and requested players will be available for interviews following a brief cooling off period. Postgame interviews at Apogee Stadium will be held in the team meeting room in the Athletic Center.



COLLEGEPRESSBOX.COM IS THE OFFICIAL MEDIA WEBSITE FOR DIVISION I FOOTBALL. ACCESS AND DOWNLOAD WEEKLY GAME NOTES, QUOTES, STATISTICS, MEDIA GUIDES, HEADSHOTS, LOGOS AND MORE FOR EACH CONFERENCE AND ITS MEMBER SCHOOLS. LOGIN INFORMATION WILL BE DISTRIBUTED TO ACCREDITED MEDIA OR YOU CAN APPLY FOR A PASSWORD BY SENDING AN E-MAIL TO PASSWORD@COLLEGEPRESSBOX.COM.

plays of 15-plus yards on the season.

* Sophomore quarterback Mason Fine (Locust Grove, Oklahoma) completed four passes of 15 yards or more, last week in the win over UTEP. One was good for a touchdown pass of 60 yards in the third quarter to fellow sophomore and Oklahoman, Rico Bussey, Jr. (Lawton, Oklahoma). Fine connected with Bussey, Jr. for a touchdown for the fifth time in the last six games (going back to Sept. 30 at Southern Miss). Fine also hit sophomore Michael Lawrence (Sweetwater, Texas) on two occasions, for gains of 15 and 18 yards, respectively. Additionally, Fine hooked up with senior running back Jeffery Wilson (Elkhart, Texas) for a 20-yard gain during the first half.

* Fine has thrown 13 touchdown passes of 20 or more yards this season (22 total).

* Senior running back Jeffery Wilson (Elkhart, Texas) had four runs of 10 or more yards last week in the win over UTEP, including a 66-yard run in the third quarter, his longest run of the season (previous high was 62 against Lamar).

* Wilson has 36 runs of 10-plus yards this season.

Wilson Climbs Record Books

Mean Green senior running back Jeffery Wilson (Elkhart, Texas), two-time Conference USA Player of the Week (weeks one and four), carried 20 times for 144 yards and a touchdown last week in the win over UTEP. Wilson is the conference's third-leading rusher at 114.3 yards per game, which also ranks 19th nationally. Wilson's 14 rushing scores are 10th-best in the nation and his 1,143 rushing yards also rank 18th-best in the country.

* Wilson has 169 carries for 1,143 yards

NORTH TEXAS QUICK FACTS

LOCATION	DENTON, TEXAS
FOUNDED	1890
PRESIDENT	DR. NEAL SMATRESK
ENROLLMENT	38,121
FOUNDED	1890
ATHLETIC DIRECTOR	WREN BAKER
NICKNAME	MEAN GREEN
COLORS.....	GREEN AND WHITE
HOME FIELD.....	APOGEE STADIUM
CAPACITY	30,850
SURFACE	ARTIFICIAL
FIRST YEAR OF FOOTBALL.....	1913
YEARS OF FOOTBALL.....	103
CONFERENCE.....	CONFERENCE USA
HEAD COACH.....	SETH LITRELL
OVERALL RECORD	12-11 (2ND SEASON)
RECORD AT NORTH TEXAS ...	12-11 (2ND SEASON)
PRIMARY OFFENSE	SPREAD
PRIMARY DEFENSE.....	MULTIPLE

MEAN GREEN TEAM RECORD

OVERALL.....	505-500-33
HOME	272-149-12
AWAY	230-344-21
NEUTRAL	3-6
SINCE DIV. I-A (1995)	93-175
APOGEE STADIUM RECORD	25-14

VERSUS OTHER FBS CONFERENCES

AAC.....	1-2
ACC.....	0-4
BIG EAST	0-1
BIG 12	7-58
BIG 10	1-3
CONFERENCE USA	51-70-1
INDEPENDENT.....	3-4
MID-AMERICAN.....	3-5
MOUNTAIN WEST	7-15
PAC-12.....	2-4
SEC.....	3-37
SUN BELT.....	41-46
WAC.....	34-75-2

CURRENT TEAM STREAKS

WINS	3
HOME WINS.....	6
AWAY WINS.....	1
C-USA WINS	2
LOSSES	0
HOME LOSSES.....	0
AWAY LOSSES.....	0
NON-CONFERENCE WINS	0
NON-CONFERENCE LOSSES	2

THE MEAN GREEN

ALL NORTH TEXAS ATHLETIC TEAMS ARE REFERRED TO AS "NORTH TEXAS" AND THE "MEAN GREEN." **DO NOT** USE THE TERMS "NORTH TEXAS STATE," OR "EAGLES", TO DESCRIBE A NORTH TEXAS ATHLETIC TEAM.

MEAN GREEN'S RECORD IN 2017 WHEN:

LEADING AT THE HALF.....	4-1
TRAILING AT THE HALF.....	3-2
TIED AT THE HALF.....	0-0
LEADING AFTER THREE QUARTERS.....	4-0
TRAILING AFTER THREE QUARTERS.....	3-3
TIED AFTER THREE QUARTERS.....	0-0
SCORING FIRST.....	4-2
OPPONENT SCORES FIRST.....	3-1
RUNNING MORE PLAYS THAN OPPONENT..	6-0
OPPONENT RUNS MORE PLAYS.....	1-3
SAME NUMBER OF PLAYS.....	0-0
COMMITTING MORE TURNOVERS.....	2-2
COMMITTING LESS TURNOVERS.....	3-0
TURNOVERS ARE EVEN.....	2-1
COMMITTING AT LEAST TWO TURNOVERS..	3-3
WINNING TIME OF POSSESSION.....	4-2
OPPONENT WINS TIME OF POSSESSION....	3-1
RUNNING 70 OR MORE OFF. PLAYS.....	6-2
RUNNING LESS THAN 70 OFF. PLAYS.....	1-1
RUSHING FOR 150 YARDS OR MORE.....	6-0
RUSHING FOR LESS THAN 150 YARDS.....	1-3
PASSING FOR 200 YARDS OR MORE.....	7-2
PASSING FOR LESS THAN 200 YARDS.....	0-1
PASSING % IS OVER 55%.....	6-3
PASSING % IS LESS THAN 55%.....	1-0
THIRD DOWN CONV. IS OVER 40%.....	6-1
THIRD DOWN CONV. IS LESS THAN 40%....	1-1
THIRD DOWN CONV. IS 40%.....	0-1
GAINING MORE TOTAL YARDS THAN OPP. ..	7-0
GAINING LESS TOTAL YARDS THAN OPP.....	0-2
PLAYING AT HOME.....	5-0
PLAYING ON THE ROAD.....	2-3
PLAYING ON NATURAL GRASS.....	0-1
PLAYING ON ARTIFICIAL SURFACE.....	7-2

UNDER HEAD COACH SETH LITRELL:

LEADING AT THE HALF.....	8-1
TRAILING AT THE HALF.....	4-10
TIED AT THE HALF.....	0-0
LEADING AFTER THREE QUARTERS.....	8-0
TRAILING AFTER THREE QUARTERS.....	3-11
SCORING FIRST.....	6-3
OPPONENT SCORES FIRST.....	6-8
RUNNING MORE PLAYS THAN OPPONENT..	8-3
OPPONENT RUNS MORE PLAYS.....	4-8
SAME NUMBER OF PLAYS.....	0-0
COMMITTING MORE TURNOVERS.....	4-6
WINNING TURNOVER MARGIN.....	5-2
TURNOVERS ARE EVEN.....	3-3
COMMITTING AT LEAST TWO TURNOVERS..	5-7
WINNING TIME OF POSSESSION.....	6-3
OPPONENT WINS TIME OF POSSESSION....	6-8
RUNNING 70 OR MORE OFF. PLAYS.....	9-5
RUNNING LESS THAN 70 OFF. PLAYS.....	3-6
RUSHING FOR 150 YARDS OR MORE.....	10-1
RUSHING FOR LESS THAN 150 YARDS.....	2-10
RUSHING FOR 200 YARDS OR MORE.....	7-0
PASSING FOR 200 YARDS OR MORE.....	10-7
PASSING FOR LESS THAN 200 YARDS.....	2-4
PASSING % IS OVER 55%.....	8-8
PASSING % IS LESS THAN 55%.....	4-3
THIRD DOWN CONV. IS OVER 40%.....	8-4
THIRD DOWN CONV. IS LESS THAN 40%....	3-5
THIRD DOWN CONV. IS 40%.....	1-2
SCORING 20 POINTS OR MORE.....	12-6
SCORING 30 POINTS OR MORE.....	9-3
SCORING 40 POINTS OR MORE.....	7-0
HOLDING OPP. TO 10 POINTS OR LESS.....	1-0
HOLDING OPP. TO 20 POINTS OR LESS.....	4-0
GAINING MORE TOTAL YARDS THAN OPP. ..	9-1
GAINING LESS TOTAL YARDS THAN OPP.	3-9
PLAY AT HOME.....	8-3
PLAYING ON THE ROAD.....	4-7
NEUTRAL SITE.....	0-1

and 14 touchdowns this season through 10 games and is on pace for 1,600 yards and 19 touchdowns over the course of a 14-game season (which includes the conference championship and potential bowl game). That would tie for the best single season performance in program history in rushing touchdowns and third-best in rushing yards.

* Wilson had one rushing score last week during the win over UTEP when he scored from one yard out in the third quarter. Wilson has scored at least one rushing touchdown in 10 of his last 11 games, dating back to the Zaxby's Heart of Dallas Bowl in 2016.

* Wilson's 6.76 yards per carry ranks 10th-best in the nation and he leads C-USA.

* His 211-yard performance in week four tied for the third-best in the nation that week.

* Wilson has rushed for 3,133 yards in his career, which places him fourth in school history. Last week against UTEP he became just the fifth player in school history to reach 3,000 career rushing yards.

* Wilson is 363 yards from Jamario Thomas' (2004-07) third spot.

* Wilson has 543 career carries after his 20 totes last week against UTEP, which ranks seventh in school history in that category and is one carry behind Darrin Collins (1986-89) for sixth place and 37 behind Kevin Galbreath (2001-02) for fifth.

* Wilson's next carry will be a single-season career high, breaking the tie at 169 with last season's workload.

* Last season Wilson finished with 169 carries for 936 yards and 14 touchdowns, which were career highs for a single season in 11 games.

Fine Leading Mean Green Offense

Sophomore quarterback Mason Fine (Locust Grove, Oklahoma) completed 23-of-35 passes for 213 yards and a career-high four touchdown passes with no interceptions last week in the win over UTEP. Fine has completed 224-of-352 passes (63.6 percent) for 2,812 yards with 22 touchdowns and nine interceptions in 2017.

* Fine is now fourth in program history for most passing yards in a single season after

passing Derek Thompson's 2012 season (2,649) and Giovanni Vizza's 2008 season last week with his 213-yard performance against UTEP. Fine trails Steve Ramsey's 1969 season by 16 yards for third, Thompson's 2013 campaign by 84 yards for second place and Mitch Maher's 1994 season by 291 yards for the single-season school record.

* Fine is on pace to throw for 3,946 yards and 30 touchdowns in a 14-game season (which includes the conference championship and potential bowl game). That would put him first in program history in both passing yards and single-season passing touchdowns.

* Fine surpassed 4,000 yards passing for his career in the win at La Tech two weeks ago, becoming the seventh North Texas quarterback to hit that milestone.

* Fine is in seventh place in program history in career passing yards (4,384) with his 213-yard performance last week in the win over UTEP. Fine is 762 yards behind the sixth spot, held by Giovanni Vizza (2007-08).

* Fine is also seventh in program history in career completions (379). Fine trails Scott Hall (2000-04) by 43 completions heading into this week's game against Army.

* Fine is in ninth place in school history for his career in passing attempts. The sophomore has 613 through 20 games, and trails Vidal Carlin (1965-66) by 20 attempts for eighth.

* Fine is in second in Conference USA in passing yards per game (281.2), in passing yards (2,812) and leads the league in passing touchdowns (22).

* He has thrown for multiple touchdowns in a game seven times this year (each of the first two weeks, vs. Lamar, and at SMU, vs. UAB, at Southern Miss, vs. UTSA, at Florida Atlantic and last week against UTEP).

* Fine's 22 touchdown passes through 10 games surpass his output from 10 games last season (six). The 22 touchdown passes also rank 14th in the nation.

* His 146.3 pass efficiency rating is also the best in the conference.

* Fine's 424-yard performance in week two at SMU was the sixth-best in program history and the best since Giovanni Vizza threw for 478 against Navy in 2007. Fine is one of

2017 Conference USA Standings

	CONFERENCE			OVERALL		
	W	L	PCT.	W	L	PCT.
EAST						
Florida Atlantic	6	0	1.000	7	3	.700
Marshall	4	2	.667	7	3	.700
FIU	4	2	.667	6	3	.667
WKU	3	3	.500	5	5	.500
Middle Tennessee	3	3	.500	5	5	.500
Old Dominion	2	4	.333	4	6	.400
Charlotte	1	5	.167	1	9	.100
WEST						
x-North Texas	6	1	.857	7	3	.700
UAB	5	2	.714	7	3	.700
Southern Miss	4	2	.667	6	4	.600
UTSA	2	4	.333	5	4	.556
LA Tech	2	4	.333	4	5	.400
Rice	1	5	.167	1	9	.100
UTEP	0	6	.000	0	10	.000

x - clinched division

eight players in Mean Green history to have thrown for 400 yards or more in a game.

Single-Game Passing Yards

1. Daniel Meager vs. SMU, 2007 601
2. Steve Ramsey vs. La.-Lafayette, 1969 495
3. Mitch Maher vs. SFA, 1994 486
4. Giovanni Vizza vs. Navy, 2007 478
5. Steve Ramsey vs. Cincinnati, 1968 433
6. **Mason Fine at SMU, 2017 424**

* Fine's 424-yard performance at SMU remains the most passing yards in a single game this season in Conference USA.

* After his 213-yard performance last week in the win against UTEP, Fine has 14 200-yard passing games in his career, which is the fifth-most in school history. He trails Giovanni Vizza (2007-08) for fourth, who had 15.

* Fine has thrown for 200-plus yards in seven straight games, dating back to the win over UAB on Sept. 23.

Big-Play J-G

Redshirt sophomore wide receiver Jalen Guyton (Allen) caught one pass, a two-yard touchdown, in the win over UTEP last week.

* Guyton was added to the Biletnikoff Award Watch List earlier this season.

* Guyton was named Conference USA

co-Offensive Player of the Week for his performance on Sept. 30 at Southern Miss. Guyton's 14 catches (and 211 yards) were the most in a single game for the Mean Green since Carlos Harris' 15 grabs for 216 yards against Southern Miss in 2014. It is also the most catches by anyone in C-USA this year.

* Guyton's 211 yards were the ninth-most in a single game in school history and the 14 catches tied several players for fourth-most in school history in a single game.

* Guyton leads the team in receiving yards with 731 on a team-high 45 catches (16.2 yards per catch), and has eight touchdowns.

* Guyton's eight receiving touchdowns through 10 games would have been the highest touchdown total for a Mean Green receiver in 2016 (six players tied for the team lead with two).

* He is tied for second in the conference in touchdown grabs, which also is 19th nationally.

* Guyton is averaging 73.1 yards per game receiving, which is sixth-best in C-USA.

* His 731 receiving yards are sixth-most in C-USA.

* Guyton is averaging 4.5 catches per game, which ties for sixth in C-USA with teammate

Michael Lawrence (Sweetwater, Texas).

* Guyton began his career at Notre Dame before transferring to Trinity Valley Community College.

* Guyton caught 45 passes for 968 yards and 12 touchdowns in 2016 at Trinity Valley.

Moore, Moore, Moore

Senior kicker Trevor Moore holds the school record for most consecutive made extra points, and recently set the record for most career PATs (141). The Edmond, Oklahoma, native pushed his school record to 141 straight made PATs after going 6-for-6 last week in the win over UTEP. Moore has never missed an extra point attempt in his career. Moore broke the record of 61 straight that was previously held by Keith Chapman (1987-89) last season.

* Moore converted his only field goal attempt last week in the win over UTEP, connecting from 31 yards out. Moore is 14-of-16 on field goals this season. His 14th field goal ties him for third-most in a single season in school history with six others.

* Moore has one Conference USA Special Teams Player of the Week honor this season, after converting on all four field goals, all four extra points, posting five touchbacks and he even recovered a fumble on the final play of the game against UAB in week four.

* Moore sits atop eight statistical categories in school history. In addition to field goal percentage in a single season and career and most consecutive extra points made, Moore also is the leader in extra point percentage in a single season and career (100 percent), extra points made in a single game (11 against Nicholls in 2014) and field goals made in a single game (five against SMU in 2014). His 135 extra points made are the most in school history, after passing Nick Bazaldua's (2002-05) 121 earlier this season.

* Moore ranks in the top three in three other North Texas statistical categories, and is tied for third among active Football Bowl Subdivision kickers in consecutive extra points made. The senior aims to wrap his career as the most decorated kicker in school history.

Most Consecutive Extra Points Made (active NCAA FBS kickers)

1. Daniel Carlson, Sr., Auburn – 186
2. Sean Nurenberger, Sr., Ohio State – 160
3. **Trevor Moore, Sr., North Texas – 141**
4. Aaron Medley, Sr., Tennessee – 137

Bussey Just Keeps Catching Touchdowns

Sophomore wide receiver Rico Bussey, Jr. (Lawton, Oklahoma) made his fifth touchdown catch of the season, and fifth in his last six games, last week in the win over UTEP. Bussey, Jr. caught a 60-yard strike from fellow Oklahoman sophomore Mason Fine (Locust Grove, Oklahoma) in the third quarter. He finished with three catches for 65 yards and the touchdown.

* Bussey, Jr. has 25 catches for 348 yards and five touchdowns on the season.

Block That Kick!

North Texas ranks first nationally with four blocked punts this season, tied with Utah State, Arizona State and Northern Illinois.

* Redshirt sophomore safety Taylor Robinson (Keller) and senior defensive back Dee Baukman (Bainbridge, Georgia) each have blocked two punts apiece, after Baukman got a hand on a UTEP punt last week in the win.

Muhammad Leading The Way

Sophomore safety Khairi Muhammad (Dallas) is the team-leader in tackles with 75 total tackles (41 solo) with a sack, three tackles for loss, a forced and recovered

fumble and a pass break-up.

#TheStandard

Sophomore wide receiver Michael Lawrence (Sweetwater, Texas) caught five passes for 63 yards last week in the win over UTEP and is tied for the team-lead in receptions with 45, for 592 yards and two touchdowns (13.2 yards per catch).

* Lawrence is averaging 4.5 catches per game, which is tied for seventh in Conference USA with his teammate Jalen Guyton (Allen), and is averaging 59.2 yards per game, ranking ninth in the conference.

* He caught just one pass for 16 yards as a true freshman last year.

Darden Hauls In Two Scores

Freshman wide receiver Jaelon Darden (Houston) tied a career-high in catches last week with five, for 11 yards, and made two touchdown grabs, a new career-high for a single game. He scored from 13 and two yards, both in the first half, against UTEP.

McClain Leads Mean Green Defense

A preseason All-Conference USA selection for the second consecutive year, senior safety Kishawn McClain (Rosenberg, Texas) garnered second team All-Conference honors in 2016 in Conference USA. For the second straight season, McClain led the team in tackles with 91 (67 solo).

* McClain recorded three tackles, one for loss, last week in the win over UTEP and has a total of 69 stops (4.5 for loss), a forced fumble, an interception and two pass break-ups in 2017.

* McClain has 309 career tackles for the Mean Green. He is 16 tackles shy of Lance White (1983-86) for seventh on the program's all-time tackles list.

* McClain had double-digit tackles four different times in 2016 and has done it twice thus far in 2017.

Excellent Ejiya

Redshirt junior linebacker E.J. Ejiya (Blaine, Minnesota) has a team-high 4.5 sacks on the season and is second on the team with 73 total tackles and a team-high 7.5 tackles for loss.

* Ejiya has had double-digit tackles three

times this season.

* Ejiya's 4.5 sacks are tied for eighth in Conference USA.

Drive on the Young Side of Life

Junior defensive lineman Roderick Young (Spring, Texas) posted four tackles in the win over UTEP last week.

* Young now has 33 tackles on the season, 5.5 for loss, 2.0 sacks and seven quarterback hurries in 10 starts.

Hambone's Big Day

Sophomore defensive end LaDarius Hamilton (Corrigan, Texas) posted a career-high six tackles and intercepted the first pass of his career last week in the win over UTEP. Hamilton's previous career-high in tackles was three, which he achieved on five occasions.

* Hamilton intercepted UTEP quarterback Zack Greenlee's attempted screen pass in the fourth quarter and returned it 15 yards to help set up a North Texas field goal.

Starting Fast At Home Is Key

North Texas has won all five of its home games in 2017 and a lot of that can be attributed to their quick starts at Apogee Stadium. The Mean Green have scored on their first two possessions in four of five home games. In three of those games the Mean Green scored on back-to-back touchdown drives to open the game.

* The only home game where the Mean Green didn't score on their first possession was last week against UTEP.

Quick-Strike Offense

North Texas can score, and it can score quickly. The Mean Green have 18 touchdown drives this season of two minutes or less.

* North Texas had three such touchdown drives last week in the win over UTEP. Sophomore quarterback Mason Fine (Locust Grove, Oklahoma) connected with sophomore receiver Rico Bussey, Jr. (Lawton, Oklahoma) for a 60-yard score in the third quarter on a four-play, 71-yard drive in 1:04. Fine hit redshirt sophomore receiver Jalen Guyton (Allen) for a two-yard score to open the fourth quarter, finishing a four-play, 80-yard drive in just 35 seconds and senior running back Andrew Tucker (Tyler) scored

from 10 yards out to cap a three-play, 26-yard drive in 1:20 in the fourth quarter.

Cardiac Kids

Following the 24-23 win at Louisiana Tech two weeks ago the Mean Green are 4-0 in 2017 in games decided by seven points or less. They were 2-1 in such games last season, the only loss coming in the bowl against this week's opponent, Army.

Win The Third Quarter

The Mean Green outscored UTEP 14-3 in the third quarter in last week's win, which was key in North Texas taking control the game. The Mean Green had been outscored in third quarters in six of its first nine games. They have been outscored 90-75 in third stanzas this season.

Fourth Quarter Team

North Texas has outscored its opponents 102-58 in fourth quarters this season, including 17-0 last week in the win over UTEP.

Conference Success

With its sixth conference win coming last week against UTEP, the Mean Green have their most conference wins since the 2013 season, when they also won six, finishing 6-2 in Conference USA on their way to a Heart of Dallas Bowl victory.

Red Zone Success

North Texas has scored on 92 percent of its red zone chances this season (35-of-38) with 28 touchdowns. The red zone scoring percentage ranks 18th in the nation.

Littrell's Second Year Boost

Prior to his arrival in Denton Littrell was an offensive coordinator in three stops throughout his career. Each time his offense hit year two, there was an uptick in total offense and points per game.

* Through 10 games of year two in Denton, Littrell's team is averaging 36.8 points per game (21st nationally) and they hung 59 on Lamar in the season-opener, the most points scored under Littrell. The Mean Green have topped 40 points on five occasions this season after doing so twice in 2016.

* The Mean Green also posted a school-record 668 yards of total offense (436 on the ground) in week one and are averaging 476.2 yards of total offense per game (17th-best in the nation and best in Conference USA).

* When Littrell took over as co-offensive coordinator at Arizona, the Wildcats ranked 53rd nationally in scoring at 28.2 points per game, 24th in total offense (439.4 per game) and ninth in passing yardage (307.7 per game). Year two saw the Arizona offense score 2.6 points per game more (30.8), and the team improved to the third-best team in the country in terms of passing yardage (370.8 yards per game), as well as a 37-spot improvement in total offense (465.2).

* At Indiana in 2012, the Hoosier offense finished 51st in scoring offense (30.8 points per game), 17th in passing offense (311.2) and 34th in total offense (442.0). The Hoosiers then spiked all the way up to 16th nationally in scoring (38.4 points per game), increasing their output by 7.6 points each game. The passing yards per game actually decreased in 2013, however the total offensive output increased by 66.5 yards per game, and finished ninth in the nation in that category.

* At North Carolina the Tar Heels ranked 36th nationally in scoring offense at 33.2 points per game in 2014, while posting 429.8 yards per game of total offense (45th best in the country) and 278.4 yards per game in passing offense (27th in the nation). In 2016, the Heels improve immensely in one of the program's most successful seasons in its history. North Carolina went 11-1 before Littrell's was hired by the Mean Green on the day of the ACC Championship game. An 8.9 points per game jump (41.2 through 12 games) saw the Heels rank 11th in the country at that time. A 65.9 yards per game increase in total offense saw North Carolina leap 29 spots in the national rankings to 16th. Like his second-year squad in Bloomington, Littrell's offense saw a more balanced attack, achieving that total offensive bump with a slightly decreased production in passing yardage per game.

Tough Sledding

There are six teams that reached bowl games a year ago on the Mean Green's 2017 schedule; Iowa, Southern Miss, UT San Antonio, Old Dominion, Louisiana Tech and Army.

* After winning 24-23 at Louisiana Tech two weeks ago, the Mean Green are 4-1 against such opponents (lost to Iowa on Sept. 16, also beat Southern Miss on Sept. 30, UTSA on Oct. 14 and Old Dominion on Oct. 28).

Halftime Leads (Usually) Equal Success

North Texas is 8-1 under head coach Seth Littrell in games where they lead at halftime after winning last week over UTEP. North Texas held a 14-7 halftime lead over the Miners and are 4-1 when leading at the half in 2017.

* The only loss came after failing to hold on to a 14-10 lead at Iowa on Sept. 16.

* Conversely, they are 4-10 when trailing at the break. The four wins in Littrell's tenure when trailing at the half came two weeks ago at Louisiana Tech (trailed 17-10), on Oct. 14 against UT San Antonio (trailed 17-16), on Sept. 30 with a win at Southern Miss (trailed 21-17) and against Rice in 2016 (trailed 17-14).

Home Cooking

North Texas is 8-3 at home during the Seth Littrell era after a 45-10 win over UTEP last week. North Texas is 5-0 at Apogee Stadium in 2017.

* The Mean Green have won each of their last six home games, dating back to last season, when North Texas beat Southern Miss on Nov. 19, 2016.

What's The Rush?

North Texas added two more touchdowns on the ground last week in the win over UTEP, giving the Mean Green 23 in 2017. They scored 24 rushing touchdowns in 2016.

* The 23 touchdowns on the ground equals the seventh-most in a single season in Mean green history.

* North Texas has the third-most rushing touchdowns in Conference USA.

* Prior to Littrell's arrival, the Mean Green reached the end zone only seven times that way in 2015.

#LetItFly

North Texas is second in Conference USA in passing yards per game, at 284.6. (Western Kentucky leads the way at 316.4 yards per game). North Texas has the 24th-ranked passing offense in the country.

* The Mean Green also lead the conference in passing efficiency, at 145.8.

* North Texas has thrown 23 passing touchdowns, which leads C-USA.

* The Mean Green are averaging 7.91 yards per pass through 10 games in 2017, which leads C-USA, compared to 6.0 yards per pass in 2016.

O-Line Improvement

North Texas has allowed just 18 sacks in its first 10 games (1.80 per game). Last season, North Texas surrendered 43 (3.31 per game).

Third Down Improvement

North Texas struggled in the early stages of 2017 on third downs on both sides of the ball. They have been much-improved offensively lately and continued that trend last week, converting on 8-of-13 tries against UTEP in a win.

* Offensively, North Texas is 63-for-140 (45.0 percent) on third downs. That is fourth in Conference USA and 25th-best nationally.

* Defensively, opponents have converted 70-of-163 third downs (42.9 percent), which ranks eighth in C-USA.

Turnover Margin

The Mean Green are minus-seven in 2017 in turnover differential after turning it over once last week in the win over UTEP. Last season North Texas was plus-one.

Harrell Moves Upstairs

Offensive coordinator Graham Harrell transitioned from an on-field position in 2016 up into the press box for his second year in charge of the Mean Green offense.

What's In A (Nick) Name?

Four defensive players in Denton have some pretty interesting nicknames. Redshirt junior defensive tackle Ulaiasi Tauaalo (Keller, Texas) is affectionately known as Toala Bear, sophomore defensive lineman LaDarius Hamilton (Corrigan, Texas) goes by Hambone, senior linebacker Joshua Wheeler (Grand Prairie, Texas) is nicknamed Earl and freshman safety Tyreke Davis (Denton) is known by his teammates simply, as Denton.

Texas-Made

There are currently 84 players on the North Texas roster who are from the state of Texas. 28 players are not from the Lone Star State, and the next highest representation comes from the north in Oklahoma, with nine.

Leadership Council

The Mean Green selected 12 members to their 2017 leadership council ahead of fall camp and the members are:

Sr. S Kishawn McClain (Rosenberg, Texas)
Sr. DB Dee Baulkman (Bainbridge, Georgia)
Soph. DE LaDarius Hamilton (Corrigan, Texas)
Jr. DL Roderick Young (Spring, Texas)
RS Sr. DE Andy Flusche (Muenster, Texas)
Sr. DE Tillman Johnson (Round Rock, Texas)
Sr. K Trevor Moore (Edmond, Oklahoma)
Jr. OL Jordan Murray (Coppell, Texas)
RS Soph. RB Christian Hosley (San Antonio)
Sr. RB Jeffery Wilson (Elkhart, Texas)
RS Jr. QB Quinn Shanbour (Oklahoma City)
RS Soph. WR Jalen Guyton (Allen, Texas)

New Faces/Enhanced Roles On Coaching Staff

North Texas had some attrition on the coaching staff following their successful 2016 season, as three were hired away by schools in the power five conferences. Key staff changes and additions for 2017 are listed below:

Defensive coordinator – Troy Reffett (co-defensive coordinator in 2016)

Offensive line coach – Chuck Langston (offensive coordinator at Lamar in 2016)

Linebackers coach – Jeff Koonz (co-defensive coordinator/linebacker coach at Cincinnati in 2016)

Defensive line coach – Marc Yellock (defensive line coach at East Carolina in 2015)

Special Teams coordinator – Marty Biagi (special teams analyst at Notre Dame in 2016)

Quality Control – Tashard Choice (volunteer with the Mean Green in 2016)

GA (defense) – Kenny Buyers (played for the Mean Green from 2012-16)

GA (offense) – Herschel Sims (volunteer with the Mean Green in 2016)

GA (offense) – J.D. Perkins (intern/analyst with North Carolina in 2016)

Awards Watch

Biletnikoff Award – Redshirt sophomore wide receiver Jalen Guyton was named to the 2017 watch list for the Biletnikoff Award, presented to the nation's best receiver. Guyton was added to the list on Oct. 18. He was not named one of the 10 semifinalists.

Paycom Jim Thorpe Award – Senior safety Kishawn McClain is on the 2017 watch list for the Thorpe Award, presented to the best defensive back in the country.

Campbell Trophy – Redshirt senior defensive end Andy Flusche is a semifinalist for the Campbell Trophy.

Wuerffel Award – Redshirt senior defensive end Andy Flusche was on the 2017 watch list for the Wuerffel Award, presented to the Football Bowl Subdivision player that best combines exemplary community service with athletic and academic achievement. He was not named a semifinalist.

NFF National Scholar Athlete Award – Flusche is also on the watch list for the NFF National Scholar Athlete Award. The NFF Awards Committee will select a scholar-athlete class from all divisions of football, granting each winner \$18,000 towards postgraduate studies. Each class member will also be named a finalist for the prestigious William V. Campbell Trophy®, awarded to the nation's top scholar-athlete.

Earl Campbell Tyler Rose Award – Senior running back Jeffery Wilson is on the 2017 watch list for the Earl Campbell Tyler Rose Award, presented annually to the nation's outstanding Division I college offensive player who is either born in Texas, has graduated from a Texas high school or plays at a Texas-based junior college or four-year college. The player must also exhibit the enduring characteristics that define Earl Campbell, including integrity, performance, teamwork, sportsmanship, community, and tenacity. The award honors the legacy of Texas legend Earl Campbell and recognizes his home community of Tyler, Texas.

Tech Ties

Wide receivers coach Joel Filani was teammates at Texas Tech with North Texas offensive coordinator and former Red Raider quarterback Graham Harrell for two seasons. During their two years together, Mean Green head coach Seth Littrell was the running backs coach in Lubbock.

#NFLMeanGreen

There are currently three former Mean Green players on NFL rosters; LB Craig Robertson (New Orleans Saints), FB Jamize Olawale (Oakland Raiders) and RB Lance Dunbar (Los Angeles Rams). Be sure to follow along with their progress throughout the NFL regular season with weekly updates from MeanGreenSports.com each Tuesday.

JEFFERY WILSON



2017: 169 ATT, 1,143 YDS, 6.8 YPC, 14 TDs

3,133 TOTAL RUSH YDS: 4th IN UNT HISTORY

30 TOTAL RUSH TDs: 3RD IN UNT HISTORY

#NewDenton

224 OF 352 ATT, 2,812 YDS, 22 TDS



**4,384 CAREER
PASSING YARDS,
7TH IN UNT HISTORY**

**PASSING EFFICIENCY:
132.41 1ST IN UNT HISTORY**

**28 CAREER
PASSING TDS,
8TH IN UNT
HISTORY**

**C-USA RANKS:
1ST IN PASSING TDS,
2ND IN PASSING YARDS,
AND YPG**

**MASON FINE
#6 QB**



The Last Time North Texas...

Scoring

Scored 30 or more points.....	45 vs. UTEP (11/11/17)
Scored 40 or more points.....	45 vs. UTEP (11/11/17)
Scored 50 or more points.....	59 vs. Lamar (9/2/17)
Scored 60 or more points.....	77 vs. Nicholls (9/20/14)

Total Offense

Had more than 400 total yards.....	472 vs. UTEP (11/11/17)
Had more than 450 total yards.....	472 vs. UTEP (11/11/17)
Had more than 500 total yards.....	540 at Southern Miss (9/30/17)
Had more than 600 total yards.....	668 vs. Lamar (9/2/17)

Rushing Offense

Rushed for 150 or more yards.....	259 vs. UTEP (11/11/17)
Rushed for 200 or more yards.....	259 vs. UTEP (11/11/17)
Rushed for 250 or more yards.....	259 vs. UTEP (11/11/17)
Rushed for 300 or more yards.....	436 vs. Lamar (9/2/17)
Rushed for 400 or more yards.....	436 vs. Lamar (9/2/17)

Passing Offense

Passed for 250 or more yards.....	309 vs. Old Dominion (10/28/17)
Passed for 300 or more yards.....	309 vs. Old Dominion (10/28/17)
Passed for 350 or more yards.....	354 vs. UTSA (10/14/17)
Passed for 400 or more yards.....	424 at SMU (9/9/17)
Passed for 500 or more yards.....	601 at SMU (9/8/07)

Scoring Defense

Allowed 0 points.....	0 vs. Troy (10/30/03)
Allowed 3 or fewer points.....	3 vs. Nicholls (9/20/14)
Allowed 7 or fewer points.....	6 vs. SMU (9/6/14)
Allowed 10 or fewer points.....	10 vs. UTEP (11/11/17)

Total Defense

Allowed fewer than 75 total yards.....	49 vs. Lamar (11/5/83)
Allowed fewer than 100 total yards.....	95 vs. Abilene Christian (9/5/92)
Allowed fewer than 150 total yards.....	147 vs. FIU (11/22/14)
Allowed fewer than 200 total yards.....	147 vs. FIU (11/22/14)
Allowed fewer than 250 total yards.....	231 vs. UTEP (11/11/17)
Allowed fewer than 300 total yards.....	231 vs. UTEP (11/11/17)

Rushing Defense

Allowed 0 or fewer yards.....	-6 vs. Abilene Christian (9/5/92)
Allowed 20 or fewer yards.....	13 vs. Marshall (10/8/16)
Allowed 40 or fewer yards.....	13 vs. Marshall (10/8/16)
Allowed 60 or fewer yards.....	13 vs. Marshall (10/8/16)
Allowed 80 or fewer yards.....	13 vs. Marshall (10/8/16)
Allowed 100 or fewer yards.....	100 vs. UTEP (11/11/17)

Passing Defense

Allowed 10 or fewer yards.....	7 vs. Abilene Christian (9/1/94)
Allowed 30 or fewer yards.....	27 vs. Nicholls (9/7/02)
Allowed 50 or fewer yards.....	45 vs. Army (9/18/10)
Allowed 100 or fewer yards.....	53 vs. Army (12/27/16)
Allowed 150 or fewer yards.....	131 vs. UTEP (11/11/17)
Allowed 200 or fewer yards.....	131 vs. UTEP (11/11/17)

Miscellaneous Team

UNT wins when holding opponents to 10 points or less.....	38 consecutive, last loss at Marshall 7-0 (11/25/88)
UNT wins when scoring 30 points or more.....	26, last win vs. UTEP (11/11/17)
Last shutout win.....	21-0 vs. Troy (10/30/03)

The Last Time North Texas...

Individual Rushing

Had a player rush for 100 or more yards	144 by Jeffery Wilson vs. UTEP (11/11/17)
Had 2 players rush for 100 or more yards.....	176 by Jeffery Wilson, 101 by Nic Smith vs. Lamar (9/2/17)
Had a player rush for 150 or more yards.....	165 by Jeffery Wilson at Louisiana Tech (11/4/17)
Had a player rush for 200 or more yards	211 by Jeffery Wilson vs. UAB (9/23/17)
Had a player rush for 250 or more yards	251 by Brandin Byrd at Tulsa (11/30/13)
Had a player rush for 300 or more yards	313 by Lance Dunbar vs. MTSU (12/3/11)
Had a player rush for 2 or more TDs	2 by Jeffery Wilson at Louisiana Tech (11/4/17)
Had a player rush for 3 or more TDs.....	3 by Jeffery Wilson at Southern Miss (9/30/17)
Had a player rush for 4 or more TDs	4 by Lance Dunbar vs. MTSU (12/3/11)
Had a player rush for 5 or more TDs	Never

Individual Passing

Had a player pass for 200 or more yards	213 by Mason Fine vs. UTEP (11/11/17)
Had a player pass for 250 or more yards	309 by Mason Fine vs. Old Dominion (10/28/17)
Had a player pass for 300 or more yards	309 by Mason Fine vs. Old Dominion (10/28/17)
Had a player pass for 400 or more yards	424 by Mason Fine at SMU (9/9/17)
Had a player pass for 500 or more yards	601 by Daniel Meager at SMU (9/8/07)
Had a player pass for 2 or more TDs.....	4 by Mason Fine vs. UTEP (11/11/17)
Had a player pass for 3 or more TDs	4 by Mason Fine vs. UTEP (11/11/17)
Had a player pass for 4 or more TDs	4 by Mason Fine vs. UTEP (11/11/17)
Had a player pass for 5 or more TDs	8 by Giovanni Vizza vs. Navy (11/10/07)

Individual Receiving

Had a player with 10 or more receptions in a game.....	11 by Michael Lawrence at Florida Atlantic (10/21/17)
Had a player with 15 or more receptions in a game.....	15 by Carlos Harris vs. Southern Miss (10/18/14)
Had a player receive 100 or more yards	111 by Rico Bussey, Jr. vs. Old Dominion (10/28/17)
Had 2 players receive 100 or more yards.....	130 by Darnell Smith; 103 by Breelan Chancellor at Tulane (10/5/13)
Had a player receive 150 or more yards	182 by Jalen Guyton vs. UTSA (10/14/17)
Had a player receive 200 or more yards	211 by Jalen Guyton at Southern Miss (9/30/17)
Had a player receive 250 or more yards	327 by Casey Fitzgerald at SMU (9/8/07)
Had a player receive 300 or more yards	327 by Casey Fitzgerald at SMU (9/8/07)
Had a player receive 2 or more TDs	2 by Jaelon Darden vs. UTEP (11/11/17)
Had a player receive 3 or more TDs	5 by Casey Fitzgerald vs. Navy (11/10/07)
Had a player receive 4 or more TDs	5 by Casey Fitzgerald vs. Navy (11/10/07)
Returned a kickoff for a TD.....	100 yards by Darvin Kidsy at Rice (10/25/14)
Returned a punt for a TD.....	53 yards by Tre Johnson vs. UTEP (11/28/15)
Returned an INT for a TD.....	34 yards by Eric Jenkins at Army (10/22/16)
Returned a fumble for a TD	13 yards by Courtney Finney vs. UTEP (11/28/15)
Blocked a punt	Dee Baulkman vs. UTEP (11/11/17)
Blocked two punts.....	vs. Old Dominion (10/28/17)
Blocked a FG	Zach Orr vs. UTEP (11/9/13)
Returned a blocked punt for a TD	40 yards by Evan Johnson vs. Old Dominion (10/28/17)
Returned a blocked FG for a TD.....	66 yards by Phillip Littlejohn vs. Idaho (10/4/97)
Recorded a safety.....	Team Safety vs. Southern Miss (11/19/16)

The Last Time an Opponent...

Rushing Offense

Rushed for 150 or more yards.....	205 by Old Dominion (10/28/17)
Rushed for 200 or more yards.....	205 by Old Dominion (10/28/17)
Rushed for 250 or more yards.....	447 by Florida Atlantic (10/21/17)
Rushed for 300 or more yards.....	447 by Florida Atlantic (10/21/17)

Passing Offense

Passed for 300 or more yards.....	357 by Florida Atlantic (10/21/17)
Passed for 400 or more yards.....	400 by WKU (10/15/15)
Passed for 500 or more yards.....	563 by Houston (9/10/11)

Total Offense

Had more than 400 total yards.....	804 by Florida Atlantic (10/21/17)
Had more than 450 total yards.....	804 by Florida Atlantic (10/21/17)
Had more than 500 total yards.....	804 by Florida Atlantic (10/21/17)

Individual Rushing

Had a player rush for 100 or more yards.....	109 by Jeremy Cox, Old Dominion (10/28/17)
Had 2 players rush for 100 or more yards.....	129 by Ahmad Bradshaw; 119 by Darnell Woolfolk, Army (12/27/16)
Had a player rush for 150 or more yards	301 by Aaron Jones, UTEP (11/26/16)
Had a player rush for 200 or more yards	301 by Aaron Jones, UTEP (11/26/16)
Had a player rush for 300 or more yards	301 by Aaron Jones, UTEP (11/26/16)
Had a player rush for 2 or more TDs	3 by Devin Singletary, Florida Atlantic (10/21/17)
Had a player rush for 3 or more TDs	3 by Devin Singletary, Florida Atlantic (10/21/17)
Had a player rush for 4 or more TDs	4 by Aaron Jones, UTEP (11/26/16)
Had a player rush for 5 or more TDs	6 by Kenneth Dixon, Louisiana Tech (11/7/15)

Individual Passing

Had a player pass for 300 or more yards	357 by Jason Driskel, Florida Atlantic (10/21/17)
Had a player pass for 400 or more yards	408 by Aaron Murray, Georgia (9/21/13)
Had a player pass for 3 or more TDs	4 by A.J. Erdely, UAB (9/23/17)
Had a player pass for 4 or more TDs	4 by A.J. Erdely, UAB (9/23/17)

Individual Receiving

Had a player receive 150 or more yards.....	141 by Willie Wright, Florida Atlantic (10/21/17)
Had a player receive 200 or more yards.....	263 by Trevor Insley, Nevada (10/30/99)
Had 2 players receive 100 or more yards.....	150 by Andre Wilson; 105 by Collin Lisa, UAB (9/23/17)
Had a player receive 3 or more TDs.....	4 by Courtland Sutton, SMU (9/9/17)
Had a player receive 4 or more TDs.....	4 by Courtland Sutton, SMU (9/9/17)

Scoring

Scored 30 or more points	38 by Old Dominion (10/28/17)
Scored 40 or more points	69 by Florida Atlantic (10/21/17)
Scored 50 or more points	69 by Florida Atlantic (10/21/17)
Scored 60 or more points	69 by Florida Atlantic (10/21/17)

Returned a kickoff for a TD.....	97/98 yards by Isaiah Harper (two in the game), Old Dominion (10/28/17)
Returned a punt for a TD.....	88 yards by Frank Brown, Bethune-Cookman (9/10/16)
Returned an INT for a TD	30 yards by Diquan Richardson, Bethune-Cookman (9/10/16)
Returned a fumble for a TD.....	45 yards by Kahani Smith, UTEP (11/11/17)
Returned a blocked punt for a TD.....	0 yards by Brandon Moss, UTEP (11/26/16)
Blocked a FG	Joshua Jackson, Iowa (9/16/17)
Returned a blocked FG for a TD.....	62 yards by Derrick Strozier, Tulane (10/5/13)
Recorded a safety.....	Team, SMU (9/9/17)

North Texas Overtime Record (2-2)

October 7, 2006

North Texas 25 FIU 22 7 OTs

December 27, 2016

Army 38 North Texas 31 OT

September 12, 2009

Ohio 31 North Texas 30 2 OTs

September 24, 2016

North Texas 42 Rice 35 2 OTs



Seth Littrell

Head Coach

Second Year ▶ Oklahoma '01

The University of North Texas named Seth Littrell as its 19th head football coach, University President Neal Smatresk announced on December 5, 2015.

Littrell, 39, led the Mean Green to the second-best turnaround in the Football Bowl Subdivision in 2016, his first season at the helm. North Texas improved its win total by four games, finishing 5-8 on the season with a

Zaxby's Heart of Dallas Bowl appearance. Littrell helped lead the Mean Green to a 9.6 points per game jump in scoring offense from its output in 2016, which ranked 11th-best in the nation, and the 2016 defense allowed 8.7 points per game fewer than it did in 2015, which was the 13th-best turnaround in the country.

One of the brightest offensive minds in college football, Littrell came to North Texas after serving as the assistant head coach for offense and tight ends at North Carolina. At the time of his hire, the Muskogee, Oklahoma, native was the youngest coach in Conference USA and fifth-youngest in the nation.

North Carolina scored over 30 points nine times in 2015, topped the 40-point mark seven times and scored over 50 points in four games, which is a school record. Through 12 games, UNC averaged 41.2 points a game, which was 11th in the nation.

Under the guidance of Littrell, quarterback Marquise Williams set a new school record for career touchdowns (90) and total offense at North Carolina.

In 2015 with Littrell, the UNC offense averaged 7.46 yards per play, which was second in the nation, and ran the ball for 6.0 yards a carry, which ranked third in the country. UNC was one of just 11 schools in the nation averaging more than 200 yards rushing (229.7) and 250 yards passing (266.0). UNC rushed for over 200 yards eight times and had over 500 yards of total offense in four games in 2015, including 704 yards in a 66-31 win over Duke.

In his first season in Chapel Hill in 2014, Littrell helped Carolina establish several school records, including most passing yards, most passing touchdowns and most first downs. Williams was a second-team all-conference pick after leading the Tar Heels to a bowl game in his first year as the starter, and set several individual school records, including most rushing yards and rushing touchdowns by a quarterback. Carolina gained more than 5,000 yards in Littrell's first season as the play-caller and averaged 429.8 yards per contest.

Littrell came to Chapel Hill from Indiana where he guided one of the most prolific offenses in the country. Indiana finished ninth in the nation in total offense in 2013, averaging 508.5 yards per game. The Hoosiers were 17th in passing offense (306.7 avg.) and 30th in rushing offense (201.8). Indiana was one of only three teams to average more than 300 yards passing and 200 yards rushing

Under Littrell's guidance in 2013, Indiana set single-season records with 6,102 total yards, (508.5 ypg), 461 points, (38.4 ppg), 36 passing touchdowns, 62 total touchdowns and 300 first downs. Tight end Ted Bolser thrived in his system, setting IU career records for receptions, receiving yards and touchdowns by a tight end. Bolser and wide receiver Cody Latimer were selected in the 2014 NFL Draft. Latimer was taken in the second round (56th overall) by the Denver Broncos, while Bolser went in the seventh round to Washington.

In Littrell's first season as Indiana's offensive coordinator in 2012, the Hoosiers led the Big Ten and ranked 17th nationally in passing offense (311.2). They finished second in the conference in total offense (442.0) and fourth in scoring offense (30.8).

Prior to his stint at Indiana, Littrell coached three seasons at Arizona, where his 2011 offense ranked third nationally in passing offense (370.8) and 15th in total offense (465.2).

Three of his Arizona players were selected in the NFL draft: tight end Rob Gronkowski (New England - 2010 second round), quarterback Nick Foles (Philadelphia - 2012 third round) and wide receiver Juron Criner (Oakland - 2012 fifth round).

Prior to Arizona, Littrell served four years as running backs coach at Texas Tech (2005-08) under Mike Leach. The 2008 Red Raiders rushed for 119 yards per game, the highest total in the Leach era. Running back Shannon Woods earned All-Big 12 Conference honors in 2006 after averaging 6.1 yards per carry and snagging 75 receptions, totaling a top 15 national figure of 139 all-purpose yards per game.

Littrell began his coaching career as a graduate assistant at Kansas from 2002-04. The Jayhawks played in the 2003 Tangerine Bowl.

Littrell has coached in eight bowl games, played in two and was team captain on Oklahoma's 2000 national championship team. He was a four-year letterwinner at Oklahoma where he rushed for 231 yards and seven touchdowns in 1999 and finished his career with 11 rushing scores.

The Muskogee, Oklahoma, native graduated from Oklahoma with a degree in communications in 2001.

Littrell and his wife, Becca, have a son, Tripp, and a daughter, Elle.

Littrell Quick Facts

Age: 39

Alma Mater: Oklahoma ('01)

Record at UNT: 12-11 (second year)

Overall Record: 12-11 (second year)

Previous Job: Assistant Head Coach, Offense/Tight Ends at North Carolina

Playing Experience: Fullback at Oklahoma (1998-01)

Family: Married to Becca. Has two children: Tripp, Elle.

Littrell Coaching Experience

Year	School	Position
2016-pres.	North Texas	Head Coach
2014-15	North Carolina	Ast. HC/Off./TE
2012-13	Indiana	O. Coord./TE/FB
2011	Arizona	O. Coord./TE/H-Backs
2010	Arizona	Co-O. Coord./RB/TE
2009	Arizona	RB/TE
2005-08	Texas Tech	RB
2002-04	Kansas	Graduate Assistant

Littrell Coaching Highlights

↳ Led the Mean Green to the second-best turnaround in the Football Bowl Subdivision in 2016, his first season at the helm.

↳ In his 12 games in charge of the North Carolina offense in 2015, the team averaged 41.2 points per game and set a school record for most games over 50-points (4).

↳ The UNC offense averaged 7.46 yards per play in 2015 under Littrell's guidance, which was second in the nation, and ran the ball for 6.0 yards a carry, which ranked third in the country.

↳ Carolina gained more than 5,000 yards in Littrell's first season as the play-caller and averaged 429.8 yards per contest in 2014, his first in Chapel Hill.

↳ Indiana was one of only three teams in the nation to average more than 300 yards passing and 200 yards rushing in 2013.

↳ Littrell's 2011 offense at Arizona ranked third nationally in passing offense (370.8) and 15th in total offense (465.2).

2017 Numerical Roster

No.	Name	Pos.	Ht.	Wt.	Cl.	Hometown (Previous School)
1	Turner Smiley	WR	6-0	193	SR	Frisco, TX (Wakeland HS)
2	Eric Jenkins	DB	5-10	170	SR	New Orleans, LA (LA Valley College)
2	O'Keeron Rutherford	WR	6-5	185	RS JR	Carthage, TX (Carthage HS)
3	Jeffery Wilson	RB	6-0	194	SR	Elkhart, TX (Elkhart HS)
4	Khairi Muhammad	S	5-11	182	SO	Dallas, TX (DeSoto HS)
4	Anthony Wyche	RB	5-11	183	JR	Philadelphia, PA (LA Valley College)
5	Tyreke Davis	DB	5-10	190	FR	Denton, TX (Ryan HS)
5	Tre Siggers	RB	5-8	193	FR	Duncanville, TX (Duncanville HS)
6	Mason Fine	QB	5-11	180	SO	Locust Grove, OK (Locust Grove HS)
6	Kishawn McClain	S	5-11	187	SR	Rosenberg, TX (Terry HS)
7	Dee Baulkman	DB	5-11	191	SR	Bainbridge, GA (Arizona Western)
8	Rico Bussey, Jr.	WR	6-2	191	SO	Lawton, OK (Eisenhower HS)
9	Nate Brooks	DB	6-0	176	JR	Whitehouse, TX (Whitehouse HS)
9	Jalen Guyton	WR	6-1	194	RS SO	Allen, TX (Trinity Valley CC)
10	Cade Pearson	QB	6-3	196	FR	Texarkana, TX (Texas HS)
11	Cam Johnson	DB	5-11	177	FR	Houston, TX (John H. Reagan Heights HS)
13	Quinetin Jackson	WR	6-3	208	RS JR	Granite City, IL (College of DuPage)
14	Cedric Fernandes	DB	5-10	178	RS JR	Arlington, TX (Martin HS)
14	Greg White	WR	6-3	184	FR	Riverdale, GA (Riverdale HS)
15	Caleb Chumley	TE	6-5	244	RS SO	Longview, TX (Pine Tree HS)
15	Ulaiasi Tauaalo	DT	6-2	290	RS JR	Keller, TX (Central HS)
16	Kemon Hall	DB	5-11	185	JR	Calhoun City, MS (Itawamba CC)
16	Montana Meador	WR	5-11	170	FR	Lindale, TX (Lindale HS)
17	Joe Ozougwu	LB	6-3	220	RS FR	Alief, TX (Taylor HS)
18	Keegan Brewer	WR	5-11	177	SO	Corinth, TX (Lake Dallas HS)
18	Devin O'Hara	QB	6-5	205	RS SR	Arlington Heights, IL (College of Dupage)
18	Joshua Wheeler	LB/DE	6-3	229	SR	Grand Prairie, TX (Tyler JC)
19	Quinn Shanbour	QB	6-0	192	RS JR	Oklahoma City, OK (Heritage Hall HS)
19	Nnamdi Umeakuana	DB	6-1	195	RS JR	Irving, TX (Austin College)
20	Josh Adebayo	RB	6-0	204	RS FR	Lewisville, TX (Howard)
20	William LeMasters	LB	6-2	213	RS SO	Dallas, TX (Parish Episcopal HS)
21	Nic Smith	RB	5-10	182	RS FR	Arlington, TX (Martin HS)
22	E.J. Ejiya	LB	6-3	223	RS JR	Blaine, MN (North Dakota State College of Sciences)
23	Loren Easley	RB	5-11	205	JR	Houston, TX (Stephen F. Austin)
23	Connor Means	LB	6-4	224	RS JR	Deer Park, TX (Deer Park HS)
24	Kerry Hall	WR	5-6	164	RS FR	Allen, TX (Northwest Oklahoma State)
24	Taylor Robinson	DB	5-11	181	RS SO	Keller, TX (Central HS)
25	Jordan Roberts	DB	6-1	170	FR	Ardmore, OK (Ardmore HS)
25	Andrew Tucker	RB	6-0	202	RS SR	Tyler, TX (Chapel Hill HS)
26	Evan Johnson	RB	5-6	180	FR	Loranger, LA (Loranger HS)
26	Chris Thornton	LB	6-1	215	FR	Amarillo, TX (Palo Duro HS)
27	Greg Craddock	WR	6-6	185	RS FR	Converse, TX (Abilene Christian)
27	Ashton Preston	DB	5-10	187	JR	Edmond, OK (Santa Fe HS)
29	Cason Clay	DB	6-1	185	FR	Hobbs, NM (Hobbs HS)
29	Nate Durham	DS	6-2	223	FR	Rockton, IL (Hononegah HS)
30	Trevor Moore	K	5-11	191	SR	Edmond, OK (Edmond North HS)
30	Dennis Smith	WR	5-9	166	RS SO	San Antonio, TX (Sterling College)
31	Makyle Sanders	S	6-0	194	FR	Tyler, TX (Robert E. Lee HS)
32	Chaz Davis	CB	5-10	168	RS FR	Nash, TX (Midwestern State)
32	Michael Lawrence	WR	5-10	170	SO	Sweetwater, TX (Sweetwater HS)
34	Andre Alger	RB	5-9	215	RS SO	Leander, TX (Rouse HS)
34	Bryce English	DT	5-11	295	RS SO	DeSoto, TX (Kansas State)
35	Kody Fulp	LB	6-2	227	FR	China Spring, TX (China Spring HS)
36	Hayden Doggett	LB	6-2	212	SO	Hutto, TX (Hutto HS)
36	Alvin Kenworthy	P	6-3	188	RS SO	Rowlett, TX (Kilgore College)
37	Brandon Garner	LB	5-11	221	RS JR	Mansfield, TX (Timberview HS)
38	Andrew Jones	DB	6-1	173	RS JR	Mesquite, TX (North Mesquite HS)
39	Jameel Moore	DB	5-10	173	SO	Cedar Hill, TX (Cedar Hill HS)

2017 Numerical Roster

No.	Name	Pos.	Ht.	Wt.	Cl.	Hometown (Previous School)
40	Trever Merrell	RB	5-10	207	SO	Davis, OK (Davis HS)
41	Colton McDonald	LB	6-4	210	SR	Haslet, TX (West Texas A&M)
42	Corey Mann	LB	6-0	198	RS FR	Decatur, TX (Temple HS)
43	Kway Hill	DB	5-11	178	SO	Columbus, GA (LA Valley College)
44	Cannon Maki	FB	5-11	236	RS JR	Mansfield, TX (All Saints Episcopal HS)
45	Hurshie Williams	CB	5-11	180	FR	Harker Heights, TX (Harker Heights HS)
46	Christian Hosley	RB	5-9	185	RS SO	San Antonio, TX (Howard Payne University)
46	Patrick Udofia	DB	5-9	186	RS SO	Tyler, TX (Robert E. Lee HS)
47	Mylam Peters	LB	6-5	241	RS SR	Kissimmee, FL (Arizona Western College)
49	Zach Williams	K	5-8	183	FR	Louisville, KY (Trinity HS)
49	Roderick Young	DL	6-1	284	JR	Spring, TX (Dekaney HS)
50	LaDarius Hamilton	DE	6-3	253	SO	Corrigan, TX (Corrigan-Camden HS)
51	Jake Davis	DS	6-0	210	RS JR	Katy, TX (Seven Lakes HS)
52	Jevin Pahinui	OL	6-4	300	JR	Mountlake Terrace, WA (College of the Siskiyous)
53	T.J. Henson	OL	6-4	298	SR	Plano, TX (Trinity Valley CC)
54	Creighton Barr	OL	6-3	301	JR	Flower Mound, TX (Marcus HS)
56	Jacob Brammer	OL	6-4	258	FR	Richmond, TX (Foster HS)
58	Ryan Bishop	LB	5-11	191	FR	Allen, TX (Allen HS)
59	Hayden Harrison	LB	6-2	210	RS FR	Wolfforth, TX (Frenship HS)
60	Sosaia Mose	OL	6-2	276	RS SO	Eules, TX (Tyler JC)
61	Dakoda Newman	OL	6-3	327	FR	Benbrook, TX (Mansfield Timberview HS)
62	Stephon Primous	LB	6-1	201	RS SO	Harker Heights, TX (Harker Heights HS)
63	Ted Fausak	OL	6-4	263	RS JR	San Jose, CA (De Anza College)
64	Brian Parish	OL	6-4	280	FR	Arlington, TX (Seguin HS)
65	Chad Hickson	OL	6-4	268	SO	Denton, TX (Oklahoma Panhandle State)
66	Brendon Weatherspoon	OL	6-4	288	FR	Hurst, TX (L.D. Bell HS)
67	Chris Miles, Jr.	OL	6-4	311	RS JR	Flower Mound, TX (Flower Mound HS)
68	Chett Munden	OL	6-5	268	RS SO	Marshall, TX (Marshall HS)
69	Doro Omerhi	OL	6-4	306	RS FR	Pearland, TX (Pearland HS)
71	Jordan Murray	OL	6-9	333	JR	Coppell, TX (Coppell HS)
72	Manase Mose	OL	6-1	289	FR	Eules, TX (Trinity HS)
73	Garrett Gunter	OL	6-4	283	RS SR	Spring Branch, TX (Trinity Valley CC)
74	Chandler Anthony	OL	6-7	270	RS FR	Tuttle, OK (Tuttle HS)
77	Elex Woodworth	OL	6-4	270	RS SO	Mesquite, TX (Horn HS)
78	Jalen Thomas	OL	6-5	278	SR	Detroit, MI (ASA Brooklyn)
79	Riley Mayfield	OL	6-7	290	RS SR	Cedar Park, TX (Abilene Christian)
80	Jamie King	TE	6-3	221	JR	Azle, TX (College of the Desert)
81	Daniel Khan	WR	5-11	179	RS JR	Sherman Oaks, CA (Notre Dame HS)
82	Deion Hair-Griffin	WR	5-10	166	RS FR	Fort Worth, TX (Arlington Heights HS)
83	Connor Howard	WR	5-11	193	FR	Austin, TX (Westlake HS)
84	Jaelon Darden	WR	5-9	157	FR	Houston, TX (Eisenhower HS)
85	Justin Cain	WR	6-0	175	FR	Dallas, TX (Woodrow Wilson HS)
86	Kevin Dillman	DE	6-4	254	RS SO	Ystad, Sweden (Guyer HS)
87	Kelvin Smith	TE	6-2	243	RS SO	Spring, TX (Dekaney HS)
88	Jason Pirtle	WR	6-2	193	RS FR	Locust Grove, OK (Locust Grove HS)
89	Kam Duhon	WR	5-11	170	RS FR	Southlake, TX (Southlake Carroll HS)
90	Tillman Johnson	DE	6-1	251	SR	Round Rock, TX (McNeil HS)
91	R.J. Reynolds	DL	6-3	240	FR	Bedford, TX (Faith Christian)
91	Kel Straubmueller	DS	5-11	181	RS JR	Argyle, TX (Louisiana-Lafayette)
93	Julius Combes	DL	6-1	269	RS SO	Washington, D.C. (DeMatha HS)
93	Blake Patterson	P	6-2	185	RS FR	Round Rock, TX (Cedar Ridge HS)
96	Tony Krasniqi	DL	6-1	249	FR	Sachse, TX (Sachse HS)
97	Dion Novil	DL	6-4	253	FR	Abilene, TX (Wylie HS)
99	Andy Flusche	DE	6-3	255	RS SR	Muenster, TX (Muenster HS)

Depth Chart

Offense

<p>X</p> <p>8 Rico Bussey, Jr. 6-2 - 191 - SO -OR- 1 Turner Smiley 6-0 - 193 - SR 13 Quinetin Jackson 6-3 - 208 - RS JR</p>	<p>A</p> <p>32 Michael Lawrence 5-10 - 180 - SO -OR- 84 Jaelon Darden 5-9 - 157 - FR</p>	<p>LT</p> <p>71 Jordan Murray 6-9 - 333 - JR 78 Jalen Thomas 6-5 - 278 - SR *also wears 92 on ST</p>	<p>LG</p> <p>77 Elex Woodworth 6-4 - 270 - RS SO 73 Garrett Gunter 6-4 - 283 - RS SR</p>	<p>C</p> <p>60 Sosaia Mose 6-2 - 276 - RS SO 54 Creighton Barr 6-3 - 301 - JR</p>	<p>RG</p> <p>53 T.J. Henson 6-4 - 298 - SR 72 Manase Mose 6-1 - 289 - FR</p>	<p>RT</p> <p>79 Riley Mayfield 6-7 - 290 - RS SR 74 Chandler Anthony 6-7 - 270 - RS FR</p>	<p>Y</p> <p>87 Kelvin Smith 6-2 - 252 - RS SO 15 Caleb Chumley 6-5 - 244 - RS SO -OR- 88 Jason Pirtle 6-2 - 193 - RS FR</p>	<p>Z</p> <p>9 Jalen Guyton 6-1 - 194 - RS SO 1 Turner Smiley 6-0 - 193 - SR</p>		
				<p>QB</p> <p>6 Mason Fine 5-11 - 180 - SO 19 Quinn Shanbour 6-0 - 192 - RS JR</p>					<p>RB</p> <p>3 Jeffery Wilson 6-0 - 194 - SR 21 Nic Smith 5-10 - 182 - RS FR 26 Evan Johnson 5-6 - 180 - FR</p>	


Defense


<p>CB</p> <p>9 Nate Brooks 6-0 - 176 - JR 2 Eric Jenkins 5-10 - 170 - SR</p>	<p>NICK</p> <p>27 Ashton Preston 5-10 - 187 - JR 7 Dee Baukman 5-11 - 191 - SR -OR- 5 Tyreke Davis 5-10 - 190 - FR</p>	<p>DE</p> <p>99 Andy Flusche 6-3 - 259 - RS SR 50 LaDarius Hamilton 6-3 - 240 - SO</p>	<p>NT</p> <p>49 Roderick Young 6-1 - 287 - JR 15 Ulaiasi Tauaalo 6-2 - 287 - RS JR</p>	<p>DE</p> <p>90 Tillman Johnson 6-1 - 248 - SR 50 96 Tony Krasniqi 6-1 - 249 - FR</p>	<p>CB</p> <p>16 Kemon Hall 5-11 - 185 - JR 11 Cam Johnson 5-11 - 177 - FR</p>	
		<p>WLB</p> <p>22 E.J. Ejiya 6-3 - 223 - RS JR 41 Colton McDonald 6-4 - 210 - SR</p>			<p>MLB</p> <p>37 Brandon Garner 5-11 - 221 - RS JR 42 Corey Mann 6-0 - 198 - RS FR</p>	
			<p>S</p> <p>6 Kishawn McClain 5-11 - 187 - SR 24 Taylor Robinson 5-11 - 181 - RS SO</p>			<p>S</p> <p>4 Khairi Muhammad 5-11 - 182 - SO 31 Makyle Sanders 6-0 - 194 - FR</p>


ST


<p>PK</p> <p>30 Trevor Moore 5-11 - 187 - SR 93 Blake Patterson 6-2 - 185 - RS FR</p>	<p>KO</p> <p>30 Trevor Moore 5-11 - 187 - SR 93 Blake Patterson 6-2 - 185 - RS FR</p>	<p>P</p> <p>93 Blake Patterson 6-2 - 185 - RS FR 36 Alvin Kenworthy 6-3 - 188 - RS SO</p>	<p>DS</p> <p>51 Jake Davis 6-0 - 210 - RS JR 91 Kel Straubmueller 5-11 - 181 - RS JR</p>	<p>KR</p> <p>84 Jaelon Darden 5-9 - 157 - FR -OR- 26 Evan Johnson 5-6 - 180 - FR -OR- 83 Connor Howard 5-11 - 193 - FR -OR- 6 Kishawn McClain 5-11 - 187 - SR</p>	<p>PR</p> <p>84 Jaelon Darden 5-9 - 157 - FR -OR- 1 Turner Smiley 6-0 - 193 - SR -OR- 2 Eric Jenkins 5-10 - 170 - SR</p>	<p>HLD</p> <p>19 Quinn Shanbour 6-0 - 192 - RS JR 6 Mason Fine 5-11 - 180 - SO</p>
--	--	--	---	--	---	---


BROADCAST BIOS - OFFENSE


	1	<u>TURNER SMILEY</u>	CAREER GAME HIGHS	2017 SEASON GAME HIGHS
		SR • WR • 6-0 • 193 Frisco, TX Wakeland HS	Rec.: 8 (vs. Army, 2016) Rec. Yds: 162 (vs. Southern Miss, 2016) Rec. TDs: 2 (vs. Southern Miss, 2016) Long Rec.: 55 (vs. Southern Miss, 2016) All Purpose Yds: 161 (vs. Southern Miss, 2016) • Has 18 catches for 288 yards and a touchdown in 2017	Rec.: 4 (3x, last at La Tech) Rec. Yds: 84 (at SMU) Rec. TDs: 1 (vs. UAB) Long Rec.: 45 (at SMU) All Purpose Yds: 87 (at SMU)


	2	<u>O'KEERON RUTHERFORD</u>	CAREER GAME HIGHS	2017 SEASON GAME HIGHS
		RS JR • WR • 6-5 • 185 Carthage, TX Carthage HS	Rec.: 3 (at Florida Atlantic, 2017) Rec. Yds: 32 (at Rice, 2016) Rec. TDs: 1 (at Florida Atlantic, 2017) Long Rec.: 32 (at Rice, 2016) All Purpose Yds: 32 (at Rice, 2016) • Had three catches for 23 yds and his first career TD on 10/21 at FAU	Rec.: 3 (at Florida Atlantic) Rec. Yds: 23 (at Florida Atlantic) Rec. TDs: 1 (at Florida Atlantic) Long Rec.: 9 (at Florida Atlantic) All Purpose Yds: 23 (at Florida Atlantic)

	3	<u>JEFFERY WILSON</u>	CAREER GAME HIGHS	2017 SEASON GAME HIGHS
		SR • RB • 6-0 • 194 Elkhart, TX Elkhart HS	Rushes: 30 (at Southern Miss, 2017) Rush. Yds: 211 (vs. UAB, 2017) Rush. TDs: 3 (4x, last at Southern Miss, 2017) Long Rush.: 75 (at Rice, 2016) 100 Yd Games: 12 (last vs. UTEP, 2017) • Has 169 carries for 1,143 yards (6.8 yards per carry) with 14 TDs	Rushes: 30 (at Southern Miss) Rush. Yds: 211 (vs. UAB) Rush. TDs: 3 (2x, last at Southern Miss) Long Rush.: 66 (vs. UTEP) 100 Yd Games: 5 (last vs. UTEP)


	6	<u>MASON FINE</u>	CAREER GAME HIGHS	2017 SEASON GAME HIGHS
		SO • QB • 5-11 • 180 Locust Grove, OK Locust Grove HS	Comp.: 33 (vs. MTSU, 2016) Att.: 54 (vs. MTSU, 2016) Pass. Yds: 424 (at SMU, 2017) Long Pass: 77 (vs. UTSA, 2017) Pass TDs: 4 (vs. UTEP, 2017) • Has completed 63.6 percent of his passes for 2,812 yds and 22 TDs	Comp.: 32 (at SMU) Att.: 47 (2x, last at Florida Atlantic) Pass. Yds: 424 (at SMU) Long Pass: 77 (vs. UTSA) Pass TDs: 4 (vs. UTEP)

	8	<u>RICO BUSSEY, JR.</u>	CAREER GAME HIGHS	2017 SEASON GAME HIGHS
		bus-see SO • WR • 6-2 • 191 Lawton, OK Eisenhower HS	Rec.: 7 (vs. Old Dominion, 2017) Rec. Yds: 111 (vs. Old Dominion, 2017) Rec. TDs: 1 (5x, last vs. UTEP, 2017) Long Rec.: 60 (vs. UTEP, 2017) All Purpose Yds: 111 (vs. Old Dominion, 2017) • Has 25 catches for 348 yards and five TDs in his 9 appearances in 2017	Rec.: 7 (vs. Old Dominion) Rec. Yds: 111 (vs. Old Dominion) Rec. TDs: 1 (5x, last vs. UTEP) Long Rec.: 60 (vs. UTEP) All Purpose Yds: 111 (vs. Old Dominion)


	9	<u>JALEN GUYTON</u>	CAREER GAME HIGHS	2017 SEASON GAME HIGHS
		RS SO • WR • 6-1 • 194 Allen, TX Allen HS	Rec.: 14 (at Southern Miss, 2017) Rec. Yds: 211 (at Southern Miss, 2017) Rec. TDs: 2 (2x, last vs. UTSA, 2017) Long Rec.: 77 (vs. UTSA, 2017) All Purpose Yds: 211 (at Southern Miss, 2017) • Has 45 catches for 731 yards and team-high 8 TDs, all team highs	Rec.: 14 (at Southern Miss) Rec. Yds: 211 (at Southern Miss) Rec. TDs: 2 (2x, last vs. UTSA) Long Rec.: 77 (vs. UTSA) All Purpose Yds: 211 (at Southern Miss)

	13	<u>QUINETIN JACKSON</u>	CAREER GAME HIGHS	2017 SEASON GAME HIGHS
		RS JR • WR • 6-3 • 208 Granite City, IL College of DuPage	Rec.: 1 (3x, last vs. UTEP, 2017) Rec. Yds: 31 (vs. Lamar, 2017) Rec. TDs: 1 (vs. Lamar, 2017) Long Rec.: 31 (vs. Lamar, 2017) All Purpose Yds: 31 (vs. Lamar, 2017) • Made first career catch, a 31-yd TD grab, vs. Lamar on 9/2	Rec.: 1 (3x, last vs. UTEP) Rec. Yds: 31 (vs. Lamar) Rec. TDs: 1 (vs. Lamar) Long Rec.: 31 (vs. Lamar) All Purpose Yds: 31 (vs. Lamar)


BROADCAST BIOS - OFFENSE

	CALEB CHUMLEY	CAREER GAME HIGHS	2017 SEASON GAME HIGHS
	15 RS SO • TE • 6-5 • 244 Longview, TX Longview HS	Rec.: 1 (5x, last at Florida Atlantic, 2017) Rec. Yds: 43 (at Southern Miss, 2017) Rec. TDs: 0 Long Rec.: 43 (at Southern Miss, 2017) All Purpose Yds: 43 (at Southern Miss, 2017)	Rec.: 1 (5x, last at Florida Atlantic) Rec. Yds: 43 (at Southern Miss) Rec. TDs: 0 Long Rec.: 43 (at Southern Miss) All Purpose Yds: 43 (at Southern Miss)


- Has five catches for 71 yards in 10 appearances

	QUINN SHANBOUR	CAREER GAME HIGHS	2017 SEASON GAME HIGHS
	19 RS JR • QB • 6-0 • 192 Oklahoma City, OK Heritage Hall HS	Comp.: 2 (2x, last at Iowa, 2017) Att.: 3 (vs. Lamar, 2017) Pass. Yds: 26 (at Iowa, 2017) Long Pass: 13 (2x, last at Iowa, 2017) Pass TDs: 1 (at Iowa, 2017)	Comp.: 2 (2x, last at Iowa) Att.: 3 (vs. Lamar) Pass. Yds: 26 (at Iowa) Long Pass: 13 (2x, last at Iowa) Pass TDs: 1 (at Iowa)


- Was 2-for-2 for 26 yards with his first career TD pass at Iowa on 9/16

	NIC SMITH	CAREER GAME HIGHS	2017 SEASON GAME HIGHS
	21 RS FR • RB • 5-10 • 182 Arlington, TX Martin HS	Rushes: 18 (2x, last vs. Old Dominion, 2017) Rush. Yds: 101 (vs. Lamar, 2017) Rush. TDs: 2 (vs. Old Dominion, 2017) Long Rush.: 32 (vs. Lamar, 2017) 100 Yd Games: 1 (vs. Lamar, 2017)	Rushes: 18 (2x, last vs. Old Dominion) Rush. Yds: 101 (vs. Lamar) Rush. TDs: 2 (vs. Old Dominion) Long Rush.: 32 (vs. Lamar) 100 Yd Games: 1 (vs. Lamar)


- Has 85 carries for 402 yards and four TDs and also has two TD catches

	ANDREW TUCKER	CAREER GAME HIGHS	2017 SEASON GAME HIGHS
	25 RS SR • RB • 6-0 • 202 Tyler, TX Chapel Hill HS	Rushes: 10 (at SMU, 2015) Rush. Yds: 82 (at WKU, 2016) Rush. TDs: 1 (4x, last vs. UTEP, 2017) Long Rush.: 71 (at WKU, 2016) 100 Yd Games: 0	Rushes: 4 (vs. Lamar) Rush. Yds: 29 (vs. Lamar) Rush. TDs: 1 (2x vs. UTEP) Long Rush.: 16 (at Florida Atlantic) 100 Yd Games: 0


- Scored first touchdown of 2017 in the season-opener vs. Lamar on 9/2

	EVAN JOHNSON	CAREER GAME HIGHS	2017 SEASON GAME HIGHS
	26 FR • RB • 5-6 • 180 Loranger, LA Loranger HS	Rushes: 13 (vs. Lamar, 2017) Rush. Yds: 98 (vs. Lamar, 2017) Rush. TDs: 1 (2x, last vs. Old Dominion, 2017) Long Rush.: 18 (vs. Old Dominion, 2017) 100 Yd Games: 0	Rushes: 13 (vs. Lamar) Rush. Yds: 98 (vs. Lamar) Rush. TDs: 1 (2x, last vs. Old Dominion) Long Rush.: 18 (vs. Old Dominion) 100 Yd Games: 0

- Scored twice (once rushing, once on special teams) vs. Old Dominion on 10/28

	MICHAEL LAWRENCE	CAREER GAME HIGHS	2017 SEASON GAME HIGHS
	32 SO • WR • 5-10 • 180 Sweetwater, TX Sweetwater HS	Rec.: 11 (at Florida Atlantic, 2017) Rec. Yds: 112 (at Florida Atlantic, 2017) Rec. TDs: 1 (2x, last vs. UAB, 2017) Long Rec.: 49 (vs. UTSA, 2017) All Purpose Yds: 112 (at FAU, 2017)	Rec.: 11 (at Florida Atlantic) Rec. Yds: 112 (at Florida Atlantic) Rec. TDs: 1 (2x, last vs. UAB) Long Rec.: 49 (vs. UTSA) All Purpose Yds: 112 (at Florida Atlantic)

- Has 45 catches for 592 yards and two TDs

	JAELOD DARDEN jay-lin	CAREER GAME HIGHS	2017 SEASON GAME HIGHS
	84 FR • WR • 5-9 • 157 Houston, TX Eisenhower HS	Rec.: 5 (2x, last vs. UTEP, 2017) Rec. Yds: 67 (at SMU, 2017) Rec. TDs: 2 (vs. UTEP, 2017) Long Rec.: 28 (at SMU, 2017) All Purpose Yds: 154 (vs. Lamar, 2017)	Rec.: 5 (2x, last vs. UTEP) Rec. Yds: 67 (at SMU) Rec. TDs: 2 (vs. UTEP) Long Rec.: 28 (at SMU) All Purpose Yds: 154 (at SMU)

- Has 25 catches for 224 yards and three touchdowns in 2017

BROADCAST BIOS - OFFENSE/SPECIALISTS



KELVIN SMITH
87 RS SO • TE • 6-2 • 243
 Spring, TX
 Dekaney HS


CAREER GAME HIGHS

Rec.: 4 (vs. UAB, 2017)
 Rec. Yds: 82 (vs. UAB, 2017)
 Rec. TDs: 1 (2x, last vs. MTSU, 2016)
 Long Rec.: 25 (2x, last vs. UAB, 2017)
 All Purpose Yds: 82 (vs. UAB, 2017)

2017 SEASON GAME HIGHS

Rec.: 4 (vs. UAB)
 Rec. Yds: 82 (vs. UAB)
 Rec. TDs: 0
 Long Rec.: 25 (vs. UAB)
 All Purpose Yds: 82 (vs. UAB)

- Has 18 catches for 193 yards through his first 10 games



JASON PIRTLE
88 RS FR • WR • 6-2 • 193
 Locust Grove, OK
 Locust Grove HS

CAREER GAME HIGHS

Rec.: 1 (at SMU, 2017)
 Rec. Yds: 19 (at SMU, 2017)
 Rec. TDs: 0
 Long Rec.: 19 (at SMU, 2017)
 All Purpose Yds: 19 (at SMU, 2017)
 • Caught first career pass at SMU on 9/9 from former HS teammate, QB Mason Fine

2017 SEASON GAME HIGHS

Rec.: 1 (at SMU)
 Rec. Yds: 19 (at SMU)
 Rec. TDs: 0
 Long Rec.: 19 (at SMU)
 All Purpose Yds: 19 (at SMU)



TREVOR MOORE
30 SR • K • 5-11 • 187
 Edmond, OK
 Edmond North HS

CAREER GAME HIGHS

FG's Made: 5 (vs. SMU, 2014)
 FG's Att.: 5 (vs. SMU, 2014)
 Long FG: 51 (vs. La Tech, 2016)
 Touchbacks: 5 (4x, last vs. UTEP, 2017)

2017 SEASON GAME HIGHS

FG's Made: 4 (vs. UAB)
 FG's Att.: 4 (vs. UAB)
 Long FG: 48 (2x, last at La Tech)
 Touchbacks: 5 (4x, last vs. UTEP)

- Has made 141 consecutive extra points, which is a school record



ALVIN KENWORTHY
36 RS SO • P • 6-3 • 188
 Rowlett, TX
 Kilgore College

CAREER GAME HIGHS

Punts: 5 (at Iowa, 2017)
 Long Punt: 51 (vs. UAB, 2017)
 Inside 20: 2 (2x, last at Iowa, 2017)
 Touchbacks (KO): 0

2017 SEASON GAME HIGHS

Punts: 5 (at Iowa)
 Long Punt: 51 (vs. UAB)
 Inside 20: 2 (2x, last at Iowa)
 Touchbacks (KO): 0

- Is averaging 36.8 yards per punt on 18 attempts



BLAKE PATTERSON
93 RS FR • P • 6-2 • 185
 Round Rock, TX
 Cedar Ridge HS

CAREER GAME HIGHS

Punts: 4 (3x, last vs. Old Dominion, 2017)
 Long Punt: 68 (vs. Old Dominion, 2017)
 Inside 20: 3 (at Florida Atlantic, 2017)
 Touchbacks (KO): 1 (vs. Lamar, 2017)

2017 SEASON GAME HIGHS


Punts: 4 2x, last at Florida Atlantic)
 Long Punt: 55 (at Florida Atlantic)
 Inside 20: 3 (at Florida Atlantic)
 Touchbacks (KO): 1 (vs. Lamar)

- Is averaging 41.2 yards per punt on 18 attempts


BROADCAST BIOS - DEFENSE

	2	<u>ERIC JENKINS</u>	CAREER GAME HIGHS	2017 SEASON GAME HIGHS
		SR • DB • 5-10 • 170 New Orleans, LA LA Valley College	Tackles: 7 (2x, last vs. Old Dominion, 2017) TFLS: 1.0 (2x, last vs. Old Dominion, 2017) INT: 2 (at Army, 2016) Sacks: 0.0 PBU: 2 (5x, last at La Tech, 2017)	Tackles: 7 (2x, last vs. Old Dominion) TFLS: 1.0 (vs. Old Dominion) INT: 1 (vs. Old Dominion) Sacks: 0.0 PBU: 2 (3x, last at La Tech)


• Intercepted his first pass of the season on 10/28 vs. Old Dominion

	4	<u>KHAIRI MUHAMMAD</u>	CAREER GAME HIGHS	2017 SEASON GAME HIGHS
		Kye-ree SO • DB • 5-11 • 182 Dallas, TX DeSoto HS	Tackles: 13 (at Iowa, 2017) TFLS: 1.5 (at SMU, 2017) INT: 1 (vs. Southern Miss, 2016) Sacks: 1.0 (at SMU, 2017) PBU: 1 (2x, last at La Tech, 2017)	Tackles: 13 (at Iowa) TFLS: 1.5 (at SMU) INT: 0 Sacks: 1.0 (at SMU) PBU: 1 (at La Tech)

• Has a team-high 75 total tackles on the season, 3.0 TFL, with a half sack, a FF and FR

	6	<u>KISHAWN MCCLAIN</u>	CAREER GAME HIGHS	2017 SEASON GAME HIGHS
		KEY-shawn SR • S • 5-11 • 194 Rosenberg, TX Terry HS	Tackles: 16 (vs. Rice, 2015) TFLS: 1.5 (at UTSA, 2016) INT: 1 (6x, last vs. UAB, 2017) Sacks: 1.0 (vs. Marshall, 2016) PBU: 2 (vs. Portland State, 2015)	Tackles: 11 (2x, last vs. Old Dominion) TFLS: 1.0 (4x, last vs. UTEP) INT: 1 (vs. UAB) Sacks: 0.0 PBU: 1 (2x, last at Southern Miss)

• On the Thorpe Watch List and has 69 tackles, 4.5 TFL, an interception, a FF and two pass break-ups

	7	<u>DEE BAULKMAN</u>	CAREER GAME HIGHS	2017 SEASON GAME HIGHS
		balk-min SR • DB • 5-11 • 191 Bainbridge, GA Arizona Western	Tackles: 7 (at Army, 2016) TFLS: 1.0 (4x, last at WKU, 2016) INT: 0 Sacks: 1.0 (at Army, 2016) PBU: 2 (vs. Old Dominion, 2017)	Tackles: 3 (vs. Old Dominion) TFLS: 0.0 INT: 0 Sacks: 0.0 PBU: 2 (vs. Old Dominion)

• Tied for the team lead in blocked punts (2)

	9	<u>NATE BROOKS</u>	CAREER GAME HIGHS	2017 SEASON GAME HIGHS
		JR • DB • 6-0 • 176 Whitehouse, TX Whitehouse HS	Tackles: 11 (vs. UTSA, 2015) TFLS: 2.5 (vs. WKU, 2015) INT: 2 (vs. Southern Miss, 2016) Sacks: 1.0 (at Rice, 2016) PBU: 2 (2x, last at Florida, 2016)	Tackles: 8 (vs. UTEP) TFLS: 0.5 (vs. Lamar) INT: 0 Sacks: 0.0 (vs. Lamar) PBU: 1 (at SMU)

• Named a 2017 preseason All-Conference USA selection and has started five games at CB

	11	<u>CAM JOHNSON</u>	CAREER GAME HIGHS	2017 SEASON GAME HIGHS
		FR • DB • 5-11 • 177 Houston, TX John H. Reagan Heights HS	Tackles: 2 (2x, last vs. Old Dominion, 2017) TFLS: 0.0 INT: 0 Sacks: 0.0 PBU: 0	Tackles: 2 (2x, last vs. Old Dominion) TFLS: 0.0 INT: 0 Sacks: 0.0 PBU: 0


• Recorded first career tackle in his collegiate debut on 9/2 vs. Lamar


	15	<u>ULAIASI TAUAALO</u>	CAREER GAME HIGHS	2017 SEASON GAME HIGHS
		lie-AH-see tower-AH-low RS JR • DT • 6-2 • 287 Keller, TX Central HS	Tackles: 6 (at Army, 2016) TFLS: 1.0 (4x, last vs. Lamar, 2017) INT: 0 Sacks: 1.0 (2x, last vs. Lamar, 2017) QBH: 1 (vs. Lamar, 2017)	Tackles: 5 (2x, last vs. UTEP) TFLS: 1.0 (vs. Lamar) INT: 0 Sacks: 1.0 (vs. Lamar) QBH: 1 (vs. Lamar)

• Nicknamed Toala Bear, recorded first sack of 2017 on 9/2 vs. Lamar

BROADCAST BIOS - DEFENSE

	16	<u>KEMON HALL</u> KEY-mon JR • DB • 5-11 • 185 Calhoun City, MS Itawamba CC	CAREER GAME HIGHS Tackles: 8 (at Southern Miss, 2017) TFLS: 0.0 INT: 1 (at SMU, 2017) Sacks: 0.0 PBU: 2 (at SMU, 2017)	2017 SEASON GAME HIGHS Tackles: 8 (at Southern Miss) TFLS: 0.0 INT: 1 (at SMU) Sacks: 0.0 PBU: 2 (at SMU)
		<ul style="list-style-type: none"> • Has 51 tackles, an interception and six PBUs in nine starts at CB 		

	17	<u>JOE OZUGWU</u> OH-zuh-GOO RS FR • LB • 6-3 • 217 Alief, TX Taylor HS	CAREER GAME HIGHS Tackles: 7 (at La Tech, 2017) TFLS: 1.5 (at La Tech, 2017) INT: 0 Sacks: 0.5 (at La Tech) PBU: 0	2017 SEASON GAME HIGHS Tackles: 7 (at La Tech) TFLS: 1.5 (at La Tech) INT: 0 Sacks: 0.5 (at La Tech) PBU: 0
		<ul style="list-style-type: none"> • Had a career-high 7 tackles, 0.5 sack, 1.5 TFL and a FF 11/4 at La Tech 		

	18	<u>JOSHUA WHEELER</u> SR • LB • 6-3 • 229 Grand Prairie, TX Tyler JC	CAREER GAME HIGHS Tackles: 8 (vs. Army, 2016) TFLS: 2.0 (2x, last vs. UAB, 2017) INT: 0 Sacks: 2.0 (vs. UAB, 2017) PBU: 1 (at Army, 2016)	2017 SEASON GAME HIGHS Tackles: 6 (vs. UAB) TFLS: 2.0 (vs. UAB) INT: 0 Sacks: 2.0 (vs. UAB) PBU: 0
		<ul style="list-style-type: none"> • Recorded first two sacks of 2017 vs. UAB on 9/23, nickname is Earl 		

	20	<u>WILLIAM LEMASTERS</u> RS SO • LB • 6-2 • 217 Dallas, TX Parish Episcopal	CAREER GAME HIGHS Tackles: 4 (vs. Lamar, 2017) TFLS: 0.0 INT: 1 (vs. Lamar, 2017) Sacks: 0.0 PBU: 2 (vs. Lamar, 2017)	2017 SEASON GAME HIGHS Tackles: 4 (vs. Lamar) TFLS: 0.0 INT: 1 (vs. Lamar) Sacks: 0.0 PBU: 2 (vs. Lamar)
		<ul style="list-style-type: none"> • Intercepted first pass of his career in the fourth quarter on 9/2 vs. Lamar 		

	22	<u>E.J. EJIYA</u> ay-JEE-ah RS JR • LB • 6-3 • 223 Blaine, MN North Dakota State College of Sciences	CAREER GAME HIGHS Tackles: 12 (at Florida Atlantic, 2017) TFLS: 2.0 (at SMU, 2017) INT: 0 Sacks: 2.0 (at SMU, 2017) PBU: 0	2017 SEASON GAME HIGHS Tackles: 12 (at Florida Atlantic) TFLS: 2.0 (at SMU) INT: 0 Sacks: 2.0 (at SMU) PBU: 0
		<ul style="list-style-type: none"> • Tied for team-high 73 tackles, 7.5 TFL, a team-high 4.5 sacks and a FF 		


	24	<u>TAYLOR ROBINSON</u> RS SO • S • 5-11 • 181 Keller, TX Central HS	CAREER GAME HIGHS Tackles: 7 (vs. La Tech, 2016) TFLS: 1.5 (at UTSA, 2016) INT: 0 Sacks: 0.0 PBU: 1 (vs. La Tech, 2016)	2017 SEASON GAME HIGHS Tackles: 4 (vs. Lamar) TFLS: 0.0 INT: 0 Sacks: 0.0 PBU: 0
		<ul style="list-style-type: none"> • Has two blocked punts in 2017 		

	27	<u>ASHTON PRESTON</u> JR • DB • 5-10 • 183 Edmond, OK Santa Fe HS	CAREER GAME HIGHS Tackles: 10 (at Rice, 2016) TFLS: 2.0 (at Rice, 2016) INT: 1 (vs. La Tech, 2016) Sacks 1.0 (at Rice, 2016) PBU: 1 (4x, last at Southern Miss, 2017)	2017 SEASON GAME HIGHS Tackles: 5 (at La Tech) TFLS: 1.0 (vs. Lamar) INT: 0 Sacks: 0.0 PBU: 1 (3x, last at Southern Miss)
		<ul style="list-style-type: none"> • Has posted 30 total tackles (2.0 TFL) in 10 appearances, eight starts 		

BROADCAST BIOS - DEFENSE

	31	<u>MAKYLE SANDERS</u>	CAREER GAME HIGHS	2017 SEASON GAME HIGHS
		FR • S • 6-0 • 181 Tyler, TX Robert E. Lee HS	Tackles: 3 (at Iowa, 2017) TFLS: 0.0 INT: 0 Sacks 0.0 PBU: 0	Tackles: 3 (at Iowa) TFLS: 0.0 INT: 0 Sacks: 0.0 PBU: 0


• Posted three tackles at Iowa on 9/16

	37	<u>BRANDON GARNER</u>	CAREER GAME HIGHS	2017 SEASON GAME HIGHS
		RS JR • LB • 5-11 • 221 Mansfield, TX Timberview HS	Tackles: 11 (at Army, 2016) TFLS: 3.0 (vs. Marshall, 2016) INT: 0 Sacks: 2.0 (vs. Marshall, 2016) PBU: 2 (at SMU, 2017)	Tackles: 7 (vs. UTSA) TFLS: 2.0 (vs. UAB) INT: 0 Sacks: 1.0 (vs. UAB) PBU: 2 (at SMU)

• Has 44 tackles, 5.5 TFL, 1.0 sack and three PBUs

	41	<u>COLTON MCDONALD</u>	CAREER GAME HIGHS	2017 SEASON GAME HIGHS
		SR • LB • 6-4 • 210 Haslet, TX West Texas A&M	Tackles: 10 (at Iowa, 2017) TFLS: 1.0 (2x, last at Iowa, 2017) INT: 0 Sacks 0.0 PBU: 1 (at Southern Miss, 2017)	Tackles: 10 (at Iowa) TFLS: 1.0 (2x, last at Iowa) INT: 0 Sacks: 0.0 PBU: 1 (at Southern Miss)


• Posted career-high 10 tackles with a TFL at Iowa on 9/16

	49	<u>RODERICK YOUNG</u>	CAREER GAME HIGHS	2017 SEASON GAME HIGHS
		JR • DL • 6-1 • 284 Spring, TX Dekaney HS	Tackles: 7 (at Iowa, 2017) TFLS: 3.0 (at La Tech, 2017) INT: 0 Sacks: 1.0 (3x, last at La Tech, 2017) QBH: 4 (vs. UAB, 2017)	Tackles: 5 (at La Tech) TFLS: 3.0 (at La Tech) INT: 0 Sacks: 1.0 (2x, last at La Tech) QBH: 4 (vs. UAB)


• Has started all 10 games and has posted 33 total tackles and 2.0 sacks

	50	<u>LADARIUS HAMILTON</u>	CAREER GAME HIGHS	2017 SEASON GAME HIGHS
		SO • DE • 6-3 • 253 Corrigan, TX Corrigan-Camden HS	Tackles: 6 (vs. UTEP, 2017) TFLS: 2.0 (at SMU, 2017) INT: 1 (vs. UTEP, 2017) Sacks: 1.0 (vs. Southern Miss, 2016) QBH: 2 (vs. UTSA, 2017)	Tackles: 6 (vs. UTEP) TFLS: 2.0 (at SMU) INT: 1 (vs. UTEP) Sacks: 0.0 QBH: 2 (vs. UTSA)

• Has 24 tackles, 3.0 TFL with and INT and four quarterback hurries and a FR

	90	<u>TILLMAN JOHNSON</u>	CAREER GAME HIGHS	2017 SEASON GAME HIGHS
		SR • DE • 6-1 • 251 Round Rock, TX McNeil HS	Tackles: 5 (vs. Nicholls, 2014) TFLS: 3.0 (vs. Nicholls, 2014) INT: 0 Sacks: 3.0 (vs. Nicholls, 2014) QBH: 1 (vs. Lamar, 2017)	Tackles: 4 (vs. Old Dominion) TFLS: 1.0 (vs. Old Dominion) INT: 0 Sacks: 1.0 (vs. Old Dominion) QBH: 1 (vs. Lamar)

• Has appeared six times in 2017 for the Mean Green

	99	<u>ANDY FLUSCHE</u>	CAREER GAME HIGHS	2017 SEASON GAME HIGHS
		Fluh-shee RS SR • DE • 6-3 • 255 Muenster, Texas Muenster HS	Tackles: 5 (4x, last vs. ODU, 2017) TFLS: 2.0 (vs. Old Dominion, 2017) INT: 1 (vs. Old Dominion, 2017) Sacks: 1.0 (3x, last vs. UAB, 2017) QBH: 2 (2x, last at SMU, 2017)	Tackles: 5 (2x, last vs. Old Dominion) TFLS: 2.0 (vs. Old Dominion) INT: 1 (vs. Old Dominion) Sacks: 1.0 (vs. UAB) QBH: 2 (2x, last at SMU)

• Has appeared in 10 games in 2017 and has 34 total tackles with 1.5 sacks, 7.0 TFL, an INT, 2 pass break-ups and 4 QB hurries

PRONUNCIATION GUIDE

54 - Creighton Barr - cray-tin	7 - Dee Baulkman - ballk-min
8 - Rico Bussey , Jr. - buss-EE	84 - Jaelon Darden - jay-lin
5 - Tyreke Davis - tie-REEK	22 - E.J. Ejiya - ay-GEE-uh
99 - Andy Flusche - fluh-shee	9 - Jaylen Guyton - guy-tin
16 - Kemon Hall - KEY-mon	50 - LaDarius Hamilton - LUH-dare-ee-us
46 - Christian Hosley - HOSE-lee	13 - Quinetin Jackson - Kwin-tin
96 - Tony Krasniqi - kraz-NICK-ee	44 - Cannon Maki - MACK-ee
6 Kishawn McClain - KEY-shawn	72 - Manase Mose - muh-NAH-say mo-say
60 - Sosaia Mose - so-SIGH-uh mo-say	4 Khairi Muhammad - KYE-ree
17 - Joe Ozougu - OH-zuh-GOO	52 - Jevin Pahinui - pah-HEE-new-EE
15 Ulaiasi Tauaalo - lie-AH-see tower-ah-low	46 - Patrick Udofia - you-doh-fia
19 Nnamdi Umeakuana - oo-may-uh-kwon-uh	

2017 Game Summaries

Game 1

September 2, 2017
Denton, Texas
North Texas 59, Lamar 14

↳ Team Statistics

	LU	UNT
First Downs	15	31
Rushes-Yards	33-86	60-436
Passing-Yards	180	232
Comp-Att-Int	20-41-1	17-24-0
Total Plays-Yards	74-266	84-668
Punts-Yards	9-330	3-109
Fumbles/Lost	2-1	1-1
Penalties	3-15	5-40
3rd Down Conv.	4/18	3/11
Time of Possession	21:06	38:54

↳ Individual Statistics

RUSHING - LU - King 11-37, **North Texas** - Wilson 12-176
PASSING - LU - Colbert, Jr. 14-28-140-2, **North Texas** - Fine 15-21-224-0
RECEIVING - LU - Mart. Hawthorne 2-79, **North Texas** - Lawrence 3-70, Guyton 4-63

↳ Score By Quarters

	1	2	3	4	Score
Lamar	7	7	0	0	14
North Texas	17	21	14	7	59

↳ Scoring Summary

UNT - Wilson 10 yd run (Moore kick), 12:01, 1st
UNT - Jackson, 31 yd pass from Fine (Moore kick), 8:38, 1st
UNT - Moore, 24 yd FG, 4:04, 1st
LU - Wood, 1 yd pass from Colbert, Jr. (Martinez kick), 0:34, 1st
UNT - Wilson, 2 yd run (Moore kick), 10:26, 2nd
UNT - Wilson 62 yd run (Moore kick), 8:28 2nd
LU - Mart. Hawthorne 68 yd pass from Colbert, Jr. (Martinez kick), 4:59, 2nd
UNT - Lawrence 44 yd pass from Fine (Moore kick), 1:56, 2nd
UNT - Smith 9 yd pass from Fine (Moore kick), 12:31, 3rd
UNT - Smith, 1 yd run (Moore kick), 6:02, 3rd
UNT - Tucker, 12 yd run (Moore kick), 14:54, 4th

Game 2

September 9, 2017
Dallas, Texas
SMU 54, North Texas 32

↳ Team Statistics

	UNT	SMU
First Downs	22	20
Rushes-Yards	27-69	34-99
Passing-Yards	424	394
Comp-Att-Int	32-47-2	22-41-1
Total Plays-Yards	74-493	75-493
Punts-Yards	4-155	7-278
Fumbles/Lost	2-1	0-0
Penalties	7-58	4-50
3rd Down Conv.	6-for-15	9-for-18
Time of Possession	32:02	27:58

↳ Individual Statistics

RUSHING - **North Texas** - Wilson 13-36, **SMU** - Jones 13-74.
PASSING - **North Texas** - Fine 32-47-424-2, **SMU** - Hicks 20-39-312-1
RECEIVING - **North Texas** - Guyton 3-109, Lawrence 8-90 **SMU** - Sutton 8-163, Quinn 6-96

↳ Score By Quarters

	1	2	3	4	Score
North Texas	10	0	7	15	32
SMU	10	14	16	14	54

↳ Scoring Summary

UNT - Wilson 2 yd run (Moore kick), 11:41 1st
UNT - Moore 46 yd FG, 8:45, 1st
SMU - Sutton 62 yd pass from Hicks (Williams kick), 6:49, 1st
SMU - Williams 36 yd FG, 2:32, 1st
SMU - Sutton 40 yd pass from Hicks (Williams kick), 5:15, 2nd
SMU - Sutton 4 yd pass from Hicks (Williams kick), 0:10, 2nd
SMU - Sutton 35 yd pass from Hicks, 14:24, 3rd
SMU - Jones 1 yd run (Williams kick), 11:23, 3rd
UNT - Guyton 72 yd pass from Fine (Moore kick), 6:56, 3rd
SMU - Team safety, 4:02, 3rd
SMU - Jones 47 yd run (Williams kick), 14:30, 4th
SMU - Gailliard 76 yd pass from Gillins (Williams kick), 11:27, 4th
UNT - Guyton 29 yd pass from Fine (Moore kick), 10:45, 4th
UNT - Darden 13 yd pass from Fine (Darden pass from Fine), 3:24,

2017 Game Summaries

Game 3

September 16, 2017
Iowa City, Iowa
Iowa 31, North Texas 14

↳ Team Statistics

	UNT	IOWA
First Downs	17	28
Rushes-Yards	17-112	59-238
Passing-Yards	193	197
Comp-Att-Int	18-29-1	16-27-0
Total Plays-Yards	46-305	86-435
Punts-Yards	5-152	1-47
Fumbles/Lost	2-1	2-2
Penalties	13-119	6-63
3rd Down Conv.	0-for-6	11-for-18
Time of Possession	19:15	40:45

↳ Individual Statistics

RUSHING - North Texas - Wilson 12-95, Iowa - Young 19-78, Kelly-Martin 11-74, Butler 16-74

PASSING - North Texas - Fine 16-26-167-1, Iowa - Stanley 16-27-197-0

RECEIVING - North Texas - Smiley 7-74, Iowa - Easley 5-37

↳ Score By Quarters

	1	2	3	4	Score
North Texas	7	7	0	0	14
Iowa	7	3	7	14	31

↳ Scoring Summary

UNT - Wilson 41 yd run (Moore kick), 5:34, 1st
Iowa - Hockenson, 8 yd pass from Stanley (Recinos kick), 0:52, 1st
Iowa - Recinos, 42 yd FG, 5:23, 2nd
UNT - Guyton, 13 yd pass from Shanbour (Moore kick), 0:11, 2nd
Iowa - Fant, 23 yd pass from Stanley (Recinos kick), 4:24, 3rd
Iowa - Kelly-Martin 2 yd run (Recinos kick), 8:16 4th
Iowa - Kelly-Martin, 6 yd run (Recinos kick), 1:47, 4th

Game 4

September 23, 2017
Denton, Texas
North Texas 46, UAB 43

↳ Team Statistics

	UAB	UNT
First Downs	16	28
Rushes-Yards	36-74	44-287
Passing-Yards	321	261
Comp-Att-Int	17-36-1	15-29-0
Total Plays-Yards	72-395	73-548
Punts-Yards	6-202	2-89
Fumbles/Lost	1-1	2-2
Penalties	7-49	4-33
3rd Down Conv.	12-for-19	6-for-13
Time of Possession	28:28	31:32

↳ Individual Statistics

RUSHING - UAB - S. Brown 17-50, North Texas - Wilson 26-211.

PASSING - UAB - Erdely 17-36-321-1, North Texas - Fine 15-29-261-0

RECEIVING - UAB - A. Wilson 5-150, C. Lisa 4-105, North Texas - K. Smith 4-82, Lawrence 3-64

↳ Score By Quarters

	1	2	3	4	Score
UAB	7	7	15	14	43
North Texas	10	20	7	9	46

↳ Scoring Summary

UAB - Brown 1 yd run (Vogel kick), 9:06 1st
UNT - Moore 29 yd FG, 3:19, 1st
UNT - Guyton 47 yd pass from Fine (Moore kick), 0:41, 1st
UNT - Wilson 2 yd run (Moore kick), 11:17, 2nd
UNT - N. Smith 29 yd run (Team kick failed), 4:03, 2nd
UAB - A. Wilson 48 yd pass from Erdely (Vogel kick), 2:25, 2nd
UNT - Lawrence 40 yd pass from Fine (Moore kick), 0:44, 2nd
UAB - Stanley 6 yd run (Vogel kick), 8:45, 3rd
UNT - Smiley 22 yd pass from Fine (Moore kick), 6:56, 3rd
UAB - A. Wilson 58 yd pass from Erdely (Scott pass from Ederly), 2:30, 3rd
UNT - Moore 40 yd FG, 14:12, 4th
UNT - Moore 45 yd FG, 7:43, 4th
UAB - Copeland 4 yd pass from Erdely (Vogel kick), 5:51, 4th
UAB - Stanley 5 yd pass from Erdely (Vogel kick), 0:27, 4th
UNT - Moore 22 yd FG, 0:07, 4th

2017 Game Summaries

Game 5

September 30, 2017
 Hattiesburg, Mississippi
 North Texas 43. Southern Miss 28

↳ Team Statistics

	UNT	USM
First Downs	24	18
Rushes-Yards	46-174	29-145
Passing-Yards	366	270
Comp-Att-Int	24-41-1	19-42-0
Total Plays-Yards	87-540	71-415
Punts-Yards	4-158	8-266
Fumbles/Lost	2-1	0-0
Penalties	3-19	6-64
3rd Down Conv.	9-for-21	5-for-15
Time of Possession	36:33	23:27

↳ Individual Statistics

RUSHING - North Texas - Wilson 30-148, Southern Miss - Smith 13-102
PASSING - North Texas - Fine 24-40-366-1, Southern Miss - Griggs 19-42-270-0
RECEIVING - North Texas - Guyton 14-211, Southern Miss - Staggers 5-112

↳ Score By Quarters

	1	2	3	4	Score
North Texas	7	10	16	10	43
Southern Miss	14	7	7	0	28

↳ Scoring Summary

USM - Staggers, 7 yd pass from Griggs (Shaunfield kick), 11:44, 1st
 USM - Griggs, 4 yd run (Shaunfield kick), 5:38, 1st
 UNT - Wilson, 46 yd run (Moore kick), 0:47, 1st
 USM - Smith, 65 yd run (Shaunfield kick), 10:00, 2nd
 UNT - Guyton, 2 yd pass from Fine (Moore kick), 2:42, 2nd
 UNT - Moore, 48 yd FG, 0:00 2nd
 UNT - Moore, 20 yd FG, 9:01, 3rd
 UNT - Bussey, Jr., 16 yd pass from Fine (Moore kick), 4:08, 3rd
 UNT - Wilson, 43 yd run (Fine pass failed), 2:49, 3rd
 USM - Smith, 4 yd run (Shaunfield kick), 0:00, 3rd
 UNT - Wilson, 6 yd run (Moore kick), 11:29, 4th
 UNT - Moore, 44 yd FG, 4:30, 4th

Game 6

October 14, 2017
 Denton, Texas
 North Texas 29, UTSA 26

↳ Team Statistics

	UTSA	UNT
First Downs	19	19
Rushes-Yards	41-174	32-87
Passing-Yards	215	354
Comp-Att-Int	13-25-0	20-35-0
Total Plays-Yards	66-389	67-441
Punts-Yards	5-228	4-156
Fumbles/Lost	1-0	2-0
Penalties	7-60	3-29
3rd Down Conv.	4-for-14	9-for-16
Time of Possession	31:41	28:19

↳ Individual Statistics

RUSHING - UTSA - Rhodes 19-71, North Texas - Wilson 16-83.
PASSING - UTSA - Sturm 13-24-215-0, North Texas - Fine 20-34-354-1
RECEIVING - UTSA - Stewart 3-54, North Texas - Guyton 8-182

↳ Score By Quarters

	1	2	3	4	Score
UTSA	7	10	3	6	26
North Texas	16	0	0	13	29

↳ Scoring Summary

UNT - Fine 2 yd run (Moore kick), 7:35 1st
 UNT - Guyton 77 yd pass from Fine (Team kick failed), 5:32, 1st
 UTSA - Clay 41 yd pass from Sturm (Sackett kick), 4:38, 1st
 UNT - Moore 23 yd FG, 0:34, 1st
 UTSA - Sackett 42 yd FG, 12:17, 2nd
 UTSA - Beard 0 yd fumble recovery (Sackett kick), 2:00, 2nd
 UTSA - Sackett 37 yd FG, 8:23, 3rd
 UNT - Guyton 32 yd pass from Fine (Team kick failed), 12:47, 4th
 UTSA - Rhodes 43 yd pass from Sturm (Sturm pass failed), 3:29, 4th
 UNT - Bussey, Jr. 22 yd pass from Fine (Moore kick), 0:10, 4th

2017 Game Summaries

Game 7

October 21, 2017
 Boca Raton, Florida
 Florida Atlantic 69, North Texas 31

↳ Team Statistics

	UNT	FAU
First Downs	25	37
Rushes-Yards	33-137	48-447
Passing-Yards	283	357
Comp-Att-Int	31-47-2	24-35-0
Total Plays-Yards	80-420	83-804
Punts-Yards	4-188	0-0
Fumbles/Lost	2-1	2-0
Penalties	6-41	5-39
3rd Down Conv.	7-for-16	7-for-12
Time of Possession	30:35	28:55

↳ Individual Statistics

RUSHING - North Texas - Wilson 11-49, FAU - Singletary 17-123, Whyte 2-86, Howell 13-70
PASSING - North Texas - Fine 31-47-283-2, FAU - Driskel 24-35-357-0
RECEIVING - North Texas - Lawrence 11-112, FAU - Wright 8-141

↳ Score By Quarters

	1	2	3	4	Score
North Texas	0	7	10	14	31
Florida Atlantic	24	17	21	7	69

↳ Scoring Summary

FAU - Singletary, 2 yd run (Joseph kick), 11:53, 1st
 FAU - Singletary, 4 yd run (Joseph kick), 6:41, 1st
 FAU - Joseph, 44 yd FG, 3:45, 1st
 FAU - Wright, 69 yd pass from Driskel (Joseph kick), 1:16, 1st
 UNT - Rutherford, 9 yd pass from Fine (Moore kick), 11:45, 2nd
 FAU - Driskel, 1 yd run, 7:23 2nd
 FAU - Singletary, 22 yd run (Joseph kick), 3:55, 2nd
 FAU - Joseph, 24 yd FG, 0:00, 2nd
 UNT - Moore, 44 yd FG, 10:37, 3rd
 FAU - Bryant, 5 yd pass from Driskel (Joseph kick), 8:32, 3rd
 UNT - Wilson, 6 yd run (Moore kick), 6:17, 3rd
 FAU - Howell, 2 yd run (Joseph kick), 3:00, 3rd
 FAU - Whyte, 82 yd run (Joseph kick), 0:00, 3rd
 FAU - Franklin, 55 yd run (Joseph kick), 12:41, 4th
 UNT - Johnson, 8 yd run (Moore kick), 8:25, 4th
 UNT - Smith, 1 yd pass from Fine (Moore kick), 0:30, 4th

Game 8

October 28, 2017
 Denton, Texas
 North Texas 45, Old Dominion 38

↳ Team Statistics

	ODU	UNT
First Downs	21	24
Rushes-Yards	48-205	41-151
Passing-Yards	181	309
Comp-Att-Int	21-36-2	25-36-1
Total Plays-Yards	84-386	77-460
Punts-Yards	3-55	4-181
Fumbles/Lost	1-1	2-1
Penalties	2-25	3-45
3rd Down Conv.	7-for-17	6-for-14
Time of Possession	32:19	27:41

↳ Individual Statistics

RUSHING - ODU - Cox 24-109, North Texas - Smith 18-71.
PASSING - ODU - Williams 21-35-181-2, North Texas - Fine 25-36-309-1
RECEIVING - ODU - Vaughn 6-69, North Texas - Bussey, Jr. 7-111

↳ Score By Quarters

	1	2	3	4	Score
Old Dominion	10	13	15	0	38
North Texas	14	21	0	10	45

↳ Scoring Summary

UNT - Wilson 1 yd run (Moore kick), 10:05 1st
 ODU - Harper 97 yd kickoff return (Rice kick), 9:52, 1st
 UNT - Bussey, Jr. 34 yd pass from Fine (Moore kick), 8:49, 1st
 ODU - Rice, 45 yd FG, 2:28, 1st
 UNT - Johnson 6 yd run (Moore kick), 14:32, 2nd
 UNT - Johnson 40 yd blocked punt return (Moore kick), 11:57, 2nd
 ODU - Harper 98 yd kickoff return (Rice kick), 11:41, 2nd
 ODU - Rice, 28 yd FG, 10:31, 2nd
 UNT - Smith 1 yd run (Moore kick), 5:39, 2nd
 ODU - Rice, 34 yd FG, 0:00, 2nd
 ODU - Cox 1 yd run (Rice kick), 11:27, 3rd
 ODU - Williams 10 yd run (Rice kick), 1:37, 3rd
 UNT - Moore, 23 yd FG, 10:45, 4th
 UNT - Smith 20 yd run (Moore kick), 7:27, 4th

2017 Game Summaries

Game 9

November 4, 2017
 Ruston, Louisiana
 North Texas 24, Louisiana Tech 23

↳ **Team Statistics**

	UNT	LT
First Downs	26	19
Rushes-Yards	41-204	41-147
Passing-Yards	211	168
Comp-Att-Int	33-37-1	16-28-0
Total Plays-Yards	78-415	69-315
Punts-Yards	5-187	4-168
Fumbles/Lost	1-0	1-0
Penalties	4-45	5-37
3rd Down Conv.	9-for-15	7-for-17
Time of Possession	30:08	29:52

↳ **Individual Statistics**

RUSHING - North Texas - Wilson 20-165, LT - Scott 16-64
PASSING - North Texas - Fine 23-37-211-1, LT - Smith 16-28-168-0
RECEIVING - North Texas - Guyton 5-37, Lawrence 4-47, LT - Bonnette 6-77, Veal 6-50

↳ **Score By Quarters**

	1	2	3	4	Score
North Texas	7	3	7	7	24
Florida Atlantic	3	14	3	3	23

↳ **Scoring Summary**

UNT - Wilson, 8 yd run (Moore kick), 4:12, 1st
 LT - Barnes, 47-yd FG, 0:46, 1st
 LT - Scott, 4 yd run (Barnes kick) 12:17, 2nd
 LT - Smith, 7 yd run (Barnes kick), 0:39, 2nd
 UNT - Moore, 48 yd FG, 0:00, 2nd
 UNT - Bussey, Jr., 22 yd pass from Fine (Moore kick), 11:16 3rd
 LT - Barnes, 37 yd FG, 6:50, 3rd
 LT - Barnes, 35 yd FG, 13:35, 4th
 UNT - Wilson, 14 yd run (Moore kick), 6:04, 4th

Game 10

November 11, 2017
 Denton, Texas
 North Texas 45, UTEP 10

↳ **Team Statistics**

	UTEP	UNT
First Downs	15	27
Rushes-Yards	32-100	39-259
Passing-Yards	131	213
Comp-Att-Int	16-32-1	23-35-0
Total Plays-Yards	64-231	74-472
Punts-Yards	7-286	1-30
Fumbles/Lost	0-0	1-1
Penalties	7-59	4-40
3rd Down Conv.	4-for-15	8-for-13
Time of Possession	31:38	28:22

↳ **Individual Statistics**

RUSHING - UTEP - Fields 16-45, North Texas - Wilson 20-144, Smith 10-67.
PASSING - UTEP - Greenlee 13-25-109-1, North Texas - Fine 23-35-213-0
RECEIVING - UTEP - Sinegal 6-38, North Texas - Bussey, Jr. 3-65, Lawrence 5-63, Wilson 7-58

↳ **Score By Quarters**

	1	2	3	4	Score
UTEP	7	0	3	0	10
North Texas	7	7	14	17	45

↳ **Scoring Summary**

UTEP - Smith 45 yd fumble return (Filley kick), 12:08 1st
 UNT - Darden 13 yd pass from Fine (Moore kick), 0:48, 1st
 UNT - Darden 2 yd pass from Fine (Moore kick), 2:18, 2nd
 UNT - Wilson 1 yd run (Moore kick), 11:08, 3rd
 UTEP - Filley 27 yd FG, 6:26, 3rd
 UNT - Bussey, Jr. 60 yd pass from Fine (Moore kick), 5:19, 3rd
 UNT - Guyton 2 yd pass from Fine (Moore kick), 14:56, 4th
 UNT - Moore 31 yd FG, 9:06, 4th
 UNT - Tucker 10 yd run (Moore kick), 5:59, 4th

2017 Starters

↳ Offense

Game	LT	LG	C	RG	RT	WR	TE	WR	WR	RB	QB
vs. Lamar	Murray	Woodworth	Barr	S. Mose	Mayfield	Guyton	Smith	Lawrence	Smiley	Wilson	Fine
at SMU	Murray	Woodworth	S. Mose	Henson	Mayfield	Guyton	Smith	Lawrence	Smiley	Wilson	Fine
at Iowa	Murray	Woodworth	Barr	Henson	Mayfield	Guyton	Smith	Lawrence	Smiley	Wilson	Fine
vs. UAB	Murray	Woodworth	Barr	Henson	Mayfield	Guyton	Smith	Lawrence	Bussey, Jr.	Wilson	Fine
at Southern Miss	Murray	Woodworth	Barr	Henson	Mayfield	Guyton	Smith	Chumley (TE)	Bussey, Jr.	Wilson	Fine
vs. UTSA	Murray	Woodworth	S. Mose	Henson	Mayfield	Guyton	Darden (WR)	Lawrence	Bussey, Jr.	Wilson	Fine
at Florida Atlantic	Murray	Woodworth	S. Mose	Henson	Mayfield	Guyton	Smith	Chumley (TE)	Bussey, Jr.	Wilson	Fine
vs. Old Dominion	Murray	Woodworth	S. Mose	Henson	Mayfield	Guyton	Smith	Lawrence	Bussey, Jr.	Wilson	Fine
at La Tech	Murray	Woodworth	S. Mose	Henson	Mayfield	Guyton	Smith	Lawrence	Smiley	Wilson	Fine
vs. UTEP	Murray	Woodworth	S. Mose	Henson	Mayfield	Guyton	Smith	Lawrence	Bussey, Jr.	Wilson	Fine
vs. Army at Rice											

↳ Defense

Game	DE	NT	DE	JACK	MLB	WLB	NICK	CB	CB	S	S
vs. Lamar	Moore	Young	Johnson	Ejiya	McDonald	Garner	Preston	Brooks	Hall	McClain	Muhammad
at SMU	Flusche	Young	Hamilton	Ejiya	McDonald	Garner	Preston	Brooks	Hall	McClain	Muhammad
at Iowa	Flusche	Young	Hamilton	Ejiya	McDonald	Garner	Wheeler (LB)	Brooks	Hall	McClain	Muhammad
vs. UAB	Flusche	Young	Hamilton	Wheeler	Ejiya	Garner	Preston	Brooks	Hall	McClain	Muhammad
at Southern Miss	Flusche	Young	Hamilton	Wheeler	Ejiya	McDonald	Preston	Jenkins	Hall	McClain	Muhammad
vs. UTSA	Flusche	Young	Hamilton	Wheeler	Ejiya	Garner	McDonald (LB)	Jenkins	Hall	McClain	Muhammad
at Florida Atlantic	Flusche	Young	Hamilton	Wheeler	Ejiya	Garner	Preston	Jenkins	Hall	McClain	Muhammad
vs. Old Dominion	Flusche	Young	Johnson	Wheeler	Ejiya	Garner	Preston	Jenkins	Hall	McClain	Muhammad
at La Tech	Flusche	Young	Hamilton	Ozougwu	Ejiya	Garner	Preston	Jenkins	Hall	McClain	Muhammad
vs. UTEP	Flusche	Young	Johnson	Ozougwu	Ejiya	Garner	McDonald (LB)	Brooks	Hall	McClain	Muhammad
vs. Army at Rice											

2017 Results

Sep 02, 2017	LAMAR	W	59-14	1-0	0-0	3:05	19592
Sep 09, 2017	at SMU	L	32-54	1-1	0-0	3:26	24638
Sep 16, 2017	at Iowa Hawkeyes	L	14-31	1-2	0-0	3:26	65668
* Sep 23, 2017	UAB	W	46-43	2-2	1-0	3:21	20142
* Sep 30, 2017	at Southern Miss	W	43-28	3-2	2-0	3:25	21907
* Oct 14, 2017	UTSA	W	29-26	4-2	3-0	3:17	23068
* Oct 21, 2017	at Florida Atlantic	L	31-69	4-3	3-1	3:17	13277
* Oct 28, 2017	OLD DOMINION	W	45-38	5-3	4-1	3:15	18872
* Nov 04, 2017	at LATECH	W	24-23	6-3	5-1	2:52	18504
* Nov 11, 2017	UTEP	W	45-10	7-3	6-1	3:00	26108

2017 Overall Team Statistics

Team Statistics	NT	OPP
SCORING	368	336
Points Per Game	36.8	33.6
Points Off Turnovers	30	68
FIRST DOWNS	243	208
Rushing	102	90
Passing	124	100
Penalty	17	18
RUSHING YARDAGE	1916	1715
Yards gained rushing	2157	1928
Yards lost rushing	241	213
Rushing Attempts	380	401
Average Per Rush	5.0	4.3
Average Per Game	191.6	171.5
TDs Rushing	23	21
PASSING YARDAGE	2846	2414
Comp-Att-Int	228-360-9	184-343-6
Average Per Pass	7.9	7.0
Average Per Catch	12.5	13.1
Average Per Game	284.6	241.4
TDs Passing	23	18
TOTAL OFFENSE	4762	4129
Total Plays	740	744
Average Per Play	6.4	5.5
Average Per Game	476.2	412.9
KICK RETURNS: #-Yards	28-521	39-959
PUNT RETURNS: #-Yards	15-97	3-17
INT RETURNS: #-Yards	6-16	9-7
KICK RETURN AVERAGE	18.6	24.6
PUNT RETURN AVERAGE	6.5	5.7
INT RETURN AVERAGE	2.7	0.8
FUMBLES-LOST	16-9	10-5
PENALTIES-Yards	52-469	53-461
Average Per Game	46.9	46.1
PUNTS-Yards	36-1405	50-1860
Average Per Punt	39.0	37.2
Net punt average	38.0	33.3
KICKOFFS-Yards	70-4368	62-3683
Average Per Kick	62.4	59.4
Net kick average	38.0	38.9
TIME OF POSSESSION/Game	30:20	29:37
3RD-DOWN Conversions	63/140	70/163
3rd-Down Pct	45%	43%
4TH-DOWN Conversions	13/22	17/27
4th-Down Pct	59%	63%
SACKS BY-Yards	16-126	18-124
MISC YARDS	0	14
TOUCHDOWNS SCORED	47	42
FIELD GOALS-ATTEMPTS	14-16	13-15
ON-SIDE KICKS	0-0	0-1
RED-ZONE SCORES	(35-38) 92%	(31-34) 91%
RED-ZONE TOUCHDOWNS	(28-38) 74%	(23-34) 68%
PAT-ATTEMPTS	(42-45) 93%	(39-39) 100%
ATTENDANCE	107782	143994
Games/Avg Per Game	5/21556	5/28799
Neutral Site Games		0/0

Score by Quarters	1st	2nd	3rd	4th	OT	Total
North Texas	95	96	75	102	0	368
Opponents	96	92	90	58	0	336

2017 Overall Individual/Career Statistics

Rushing	gp	att	gain	loss	net	avg	td	lg	avg/g	gp	att	gain	loss	net	avg	td	lg	avg/g
WILSON, Jeffery	10	169	1182	39	1143	6.8	14	66	114.3	40	543	3234	101	3133	5.8	30	75	78.3
SMITH, Nic	10	85	414	12	402	4.7	4	32	40.2	10	85	414	12	402	4.7	4	32	40.2
JOHNSON, Evan	10	27	171	0	171	6.3	2	18	17.1	10	27	171	0	171	6.3	2	18	17.1
FINE, Mason	10	68	251	159	92	1.4	1	16	9.2	20	162	649	439	210	1.3	3	80	10.5
TUCKER, Andrew	10	10	69	0	69	6.9	2	16	6.9	43	53	346	5	341	6.4	4	71	7.9
SHANBOUR, Quinn	10	6	53	0	53	8.8	0	28	5.3	11	7	53	0	53	7.6	0	28	4.8
GUYTON, Jalen	10	3	12	0	12	4.0	0	9	1.2	10	3	12	0	12	4.0	0	9	1.2
HOSLEY, C.	10	4	4	2	2	0.5	0	2	0.2	10	4	4	2	2	0.5	0	2	0.2
DARDEN, Jaelon	10	1	1	0	1	1.0	0	1	0.1	10	1	1	0	1	1.0	0	1	0.1
TEAM	7	7	0	29	-29	-4.1	0	0	-4.1									
Total	10	380	2157	241	1916	5.0	23	66	191.6									
Opponents	10	401	1928	213	1715	4.3	21	82	171.5									

Passing	gp	effic	comp-att-int	pct	yds	td	lg	avg/g	gp	effic	comp-att-int	pct	yds	td	lg	avg/g
FINE, Mason	10	146.25	224-352-9	63.6	2812	22	77	281.2	20	132.41	379-613-14	61.8	4384	28	77	219.2
SHANBOUR, Quinn	10	203.12	4-5-0	80.0	34	1	13	3.4	11	169.27	4-6-0	66.7	34	1	13	3.1
TEAM	7	0.00	0-3-0	0.0	0	0	0	0.0								
Total	10	145.82	228-360-9	63.3	2846	23	77	284.6								
Opponents	10	126.58	184-343-6	53.6	2414	18	76	241.4								

Receiving	gp	no.	yds	avg	td	lg	avg/g	gp	no.	yds	avg	td	lg	avg/g
GUYTON, Jalen	10	45	731	16.2	8	77	73.1	10	45	731	16.2	8	77	73.1
LAWRENCE, M.	10	45	592	13.2	2	49	59.2	17	46	608	13.2	2	49	35.8
BUSSEY, Rico	9	25	348	13.9	5	60	38.7	15	33	445	13.5	6	60	29.7
DARDEN, Jaelon	10	25	224	9.0	3	28	22.4	10	25	224	9.0	3	28	22.4
WILSON, Jeffery	10	23	163	7.1	0	20	16.3	40	69	522	7.6	2	38	13.1
SMILEY, Turner	10	18	288	16.0	1	45	28.8	44	90	1127	12.5	5	55	25.6
SMITH, Kelvin	10	18	193	10.7	0	25	19.3	19	25	272	10.9	2	25	14.3
SMITH, Nic	10	13	125	9.6	2	29	12.5	10	13	125	9.6	2	29	12.5
CHUMLEY, Caleb	10	5	71	14.2	0	43	7.1	10	5	71	14.2	0	43	7.1
JACKSON, Q.	7	3	48	16.0	1	31	6.9	8	3	48	16.0	1	31	6.0
RUTHERFORD, O.	7	3	23	7.7	1	9	3.3	24	13	111	8.5	1	32	4.6
JOHNSON, Evan	10	3	15	5.0	0	15	1.5	10	3	15	5.0	0	15	1.5
PIRTLE, Jason	9	1	19	19.0	0	19	2.1	9	1	19	19.0	0	19	2.1
TUCKER, Andrew	10	1	6	6.0	0	6	0.6	43	3	4	1.3	0	6	0.1
Total	10	228	2846	12.5	23	77	284.6							
Opponents	10	184	2414	13.1	18	76	241.4							

Total Offense	g	plays	rush	pass	total	avg/g	g	plays	rush	pass	total	avg/g
FINE, Mason	10	420	92	2812	2904	290.4	20	775	210	4384	4594	229.7
WILSON, Jeffery	10	169	1143	0	1143	114.3	40	543	3133	0	3133	78.3
SMITH, Nic	10	85	402	0	402	40.2	10	85	402	0	402	40.2
JOHNSON, Evan	10	27	171	0	171	17.1	10	27	171	0	171	17.1
SHANBOUR, Quinn	10	11	53	34	87	8.7	11	13	53	34	87	7.9
TUCKER, Andrew	10	10	69	0	69	6.9	43	53	341	0	341	7.9
GUYTON, Jalen	10	3	12	0	12	1.2	10	3	12	0	12	1.2
HOSLEY, C.	10	4	2	0	2	0.2	10	4	2	0	2	0.2
DARDEN, Jaelon	10	1	1	0	1	0.1	10	1	1	0	1	0.1
TEAM	7	10	-29	0	-29	-4.1						
Total	10	740	1916	2846	4762	476.2						
Opponents	10	744	1715	2414	4129	412.9						

2017 Overall Individual/Career Statistics

Scoring	td fg		PAT				kick			PAT				d xp saf pts				
	td	fg	kick	rush	rcv	pass	d xp	saf	pts	td	fg	kick	rush	rcv	pass	d xp	saf	pts
MOORE, Trevor	-	14-16	42-42	-	-	-	-	-	84	-	47-60	141-141	-	-	-	-	-	282
WILSON, Jeffery	14	-	-	-	-	-	-	-	84	32	-	-	-	-	-	-	-	192
GUYTON, Jalen	8	-	-	-	-	-	-	-	48	8	-	-	-	-	-	-	-	48
SMITH, Nic	6	-	-	-	-	-	-	-	36	6	-	-	-	-	-	-	-	36
BUSSEY, Rico	5	-	-	-	-	-	-	-	30	6	-	-	-	-	-	-	-	36
DARDEN, Jaelon	3	-	-	-	1	-	-	-	20	3	-	-	-	1	-	-	-	20
JOHNSON, Evan	3	-	-	-	-	-	-	-	18	3	-	-	-	-	-	-	-	18
LAWRENCE, M.	2	-	-	-	-	-	-	-	12	2	-	-	-	-	-	-	-	12
TUCKER, Andrew	2	-	-	-	-	-	-	-	12	5	-	-	-	-	-	-	-	30
JACKSON, Q.	1	-	-	-	-	-	-	-	6	1	-	-	-	-	-	-	-	6
SMILEY, Turner	1	-	-	-	-	-	-	-	6	5	-	-	-	-	-	-	-	30
FINE, Mason	1	-	-	-	-	1-2	-	-	6	3	-	-	-	-	1-3	-	-	18
RUTHERFORD, O.	1	-	-	-	-	-	-	-	6	1	-	-	-	-	-	-	-	6
TEAM	-	-	0-3	-	-	-	-	-	0	-	-	-	-	-	-	-	-	-
Total	47	14-16	42-45	-	1	1-2	-	-	368	-	-	-	-	-	-	-	-	-
Opponents	42	13-15	39-39	-	2	2-3	-	1	336	-	-	-	-	-	-	-	-	-

Punt Returns	no.	yds	avg	td	lg	no.	yds	avg	td	lg
DARDEN, Jaelon	7	29	4.1	0	12	7	29	4.1	0	12
JENKINS, Eric	5	12	2.4	0	8	5	12	2.4	0	8
ROBINSON, T.	2	13	6.5	0	0	2	13	6.5	0	0
SMILEY, Turner	1	3	3.0	0	0	12	100	8.3	0	34
JOHNSON, Evan	0	40	0.0	1	40	0	40	0.0	1	40
Total	15	97	6.5	1	40	-	-	-	-	-
Opponents	3	17	5.7	0	17	-	-	-	-	-

Kick Returns	no.	yds	avg	td	lg	no.	yds	avg	td	lg
DARDEN, Jaelon	16	295	18.4	0	31	16	295	18.4	0	31
JOHNSON, Evan	9	176	19.6	0	48	9	176	19.6	0	48
HOWARD, Connor	3	54	18.0	0	27	3	54	18.0	0	27
MCCLAIN, K.	0	-4	0.0	0	0	0	-4	0.0	0	0
Total	28	521	18.6	0	48	-	-	-	-	-
Opponents	39	959	24.6	2	98	-	-	-	-	-

Interceptions	no.	yds	avg	td	lg	no.	yds	avg	td	lg
LEMASTERS, W.	1	0	0.0	0	0	1	0	0.0	0	0
JENKINS, Eric	1	0	0.0	0	0	4	86	21.5	2	52
FLUSCHE, Andy	1	1	1.0	0	1	1	1	1.0	0	1
MCCLAIN, K.	1	0	0.0	0	0	6	23	3.8	0	18
HALL, Kemon	1	0	0.0	0	0	1	0	0.0	0	0
HAMILTON, L.	1	15	15.0	0	15	1	15	15.0	0	15
Total	6	16	2.7	0	15	-	-	-	-	-
Opponents	9	7	0.8	0	5	-	-	-	-	-

Fumble Returns	no.	yds	avg	td	lg	no.	yds	avg	td	lg
TAUAALO, T.J.	1	27	27.0	0	27	1	27	27.0	0	27
Total	1	27	27.0	0	27	-	-	-	-	-
Opponents	2	67	33.5	1	45	-	-	-	-	-

2017 Overall FG/Defensive/Career Statistics

Field Goals	fg	pct.	01-19	20-29	30-39	40-49	50-99	lg	blk
MOORE, Trevor	14-16	87.5	0-0	6-6	1-1	7-9	0-0	48	1

FG Sequence	North Texas	Opponents
Lamar	(24)	-
SMU	(46)	(36)
Iowa Hawkeyes	40	(42)
UAB	(29),(40),(45),(22)	-
Southern Miss	(48),(20),(44)	-
UTSA	(23)	(42),46,(37)
Florida Atlantic	(44)	(44),(24)
Old Dominion	40,(23)	(45),(28),(34)
LATECH	(48)	(47),(37),(35),53
UTEP	(31)	(27)

Punting	no.	yds	avg	lg	blk	no.	yds	avg	lg	blk
KENWORTHY, A.	18	663	36.8	51	0	18	663	36.8	51	0
PATTERSON, B.	18	742	41.2	68	0	18	742	41.2	68	0
Total	36	1405	39.0	68	0					

SEASON

CAREER

#	Defensive Leaders	gp	ua	a	total	tfl	sack	int	pbu	fr	ff	blk	gp	ua	a	total	tfl	sack	int	pbu	fr	ff	blk
4	MUHAMMAD, K.	10	41	34	75	3.0	0.5	1	1	1	1		22	48	42	90	3.5	1.0	1	2	1	1	
22	EJIYA, E.J.	10	26	47	73	7.5	4.5			1			23	52	64	116	11.0	4.5				1	
0F	MCCLAIN, K.	10	46	23	69	4.5		1	2	1			47	211	98	309	12.5	1.5	6	8	1	5	
16	HALL, Kemon	10	39	16	55	0.0		1	6	1			10	39	16	55	0.0		1	6		1	
37	GARNER, Brandon	10	25	19	44	5.5	1.0		3				32	72	40	112	15.5	5.5		3	2		
2	JENKINS, Eric	10	26	10	36	1.0		1	7				21	39	15	54	2.0		4	17		1	
49	YOUNG, Roderick	10	12	21	33	5.5	2.0						34	38	51	89	11.0	3.5			1		
99	FLUSCHE, Andy	10	13	18	31	7.0	1.5	1	2				41	30	46	76	12.5	4.0	1	3			
27	PRESTON, Ashton	10	17	13	30	2.5			3				33	49	29	78	7.0	1.0	1	5		1	
41	MCDONALD, C.	10	17	12	29	2.0			1				10	17	12	29	2.0			1			
15	TAUAALO, T.J.	10	10	18	28	2.5	1.0			1			35	41	39	80	6.5	2.5		1	2	1	
50	HAMILTON, L.	10	13	11	24	3.0		1		1			22	19	14	33	6.0	1.0	1		1		
9	BROOKS, Nate	8	18	5	23	0.5			2				31	81	37	118	6.0	1.0	4	9		2	
44	MOORE, Sid	6	11	10	21	2.5	0.5						26	22	20	42	7.0	2.0					
18	WHEELER, Joshua	7	12	6	18	4.5	2.0						19	38	22	60	12.0	7.5		2		2	
17	OZOUGWU, Joe	8	8	8	16	3.5	0.5			1			8	8	8	16	3.5	0.5				1	
5	DAVIS, Tyreke	10	8	3	11	0.0							10	8	3	11	0.0						
24	ROBINSON, T.	10	7	4	11	0.0					2		21	19	10	29	0.0			1			2
90	JOHNSON, Ti.	6	4	6	10	3.0	1.5			1			36	22	17	39	9.0	6.5				1	
7	BAULKMAN, Dee	7	4	4	8	0.0			3		1	2	19	24	19	43	5.5	2.5		3		2	2
14	FERNANDES, C.	10	6	2	8	0.0							12	11	3	14	1.0						
20	LEMASTERS, W.	4	5	2	7	0.0		1	2				8	7	3	10	0.0		1	3			
11	JOHNSON, Cam	10	4	3	7	0.0							10	4	3	7	0.0						
31	SANDERS, Makyle	8	5	1	6	0.0							8	5	1	6	0.0						
46	HOSLEY, C.	10	1	4	5	0.0							10	1	4	5	0.0						
96	KRASNIQI, Tony	6	2	2	4	1.0	1.0						6	2	2	4	1.0	1.0					
26	JOHNSON, Evan	10	4		4	0.0							10	4		4	0.0						
25	TUCKER, Andrew	10	3	1	4	0.0							43	14	3	17	0.0						
42	MANN, Corey	3	2		2	0.0			1				3	2		2	0.0			1			
9C	PATTERSON, B.	6	1		1	0.0							6	1		1	0.0						
87	SMITH, Kelvin	10	1		1	0.0							19	2		2	0.0						
88	PIRTLE, Jason	9		1	1	0.0							9		1	1	0.0						
71	MURRAY, Jordan	10	1		1	0.0							28	2		2	0.0						
32	LAWRENCE, M.	10	1		1	0.0							17	1		1	0.0						
39	MOORE, Jameel	3		1	1	0.0							14	2	2	4	0.0						
8	BUSSEY, Rico	9	1		1	0.0							15	2		2	0.0						
TM	TEAM	7				0.0				1													
30	MOORE, Trevor	10				0.0				1			46	1		1	0.0				1		
	Total	10	394	305	699	59	16	6	33	5	7	4											
	Opponents	10	414	276	690	59	18	9	30	9	10	1											

2017 GBG Stats (Passing, Rushing-Receiving)

#6 FINE, Mason	Comp	Att	Int	Pct	Yards	TD	Long	Sacked	Effic
Lamar	15	21	0	71.4	224	3	44	2-11	208.17
SMU	32	47	2	68.1	424	3	72	5-31	156.42
Iowa Hawkeyes	16	26	1	61.5	167	0	41	1-8	107.80
UAB	15	29	0	51.7	261	3	47	1-7	161.46
Southern Miss	24	40	1	60.0	366	2	53	2-5	148.36
UTSA	20	34	1	58.8	354	3	77	3-26	169.52
Florida Atlantic	31	47	2	66.0	283	2	25	1-9	122.07
Old Dominion	25	36	1	69.4	309	1	34	1-13	145.16
LATECH	23	37	1	62.2	211	1	25	2-14	113.58
UTEP	23	35	0	65.7	213	4	60	0-0	154.55
TOTALS	224	352	9	63.6	2812	22	77	18-124	146.25

#19 SHANBOUR, Quinn	Comp	Att	Int	Pct	Yards	TD	Long	Sacked	Effic
Lamar	2	3	0	66.7	8	0	8	0-0	89.07
Iowa Hawkeyes	2	2	0	100.0	26	1	13	0-0	374.20
TOTALS	4	5	0	80.0	34	1	13	0-0	203.12

#TM TEAM	Comp	Att	Int	Pct	Yards	TD	Long	Sacked	Effic
Iowa Hawkeyes	0	1	0	0.0	0	0	0	0-0	0.00
Southern Miss	0	1	0	0.0	0	0	0	0-0	0.00
UTSA	0	1	0	0.0	0	0	0	0-0	0.00
TOTALS	0	3	0	0.0	0	0	0	0-0	0.00

RUSHING	No-Yds/TD	LU	SMU	IOWA	UAB	USM	UTSA	FAU	ODU	LATECH	UTEP
WILSON, Jeffery RB	169-1143/14	12-176/3	13-36/1	12-95/1	26-211/1	30-148/3	16-83/0	11-49/1	9-36/1	20-165/2	20-144/1
SMITH, Nic RB	85-402/4	18-101/1	5-31/0	1-7/0	8-40/1	7-19/0	2-12/0	8-25/0	18-71/2	8-29/0	10-67/0
JOHNSON, Evan RB	27-171/2	13-98/0	-	-	2-15/0	2-6/0	-	5-15/1	5-37/1	-	-
FINE, Mason QB	68-92/1	5-1/0	9-2/0	3--2/0	7-18/0	5-4/0	9--4/1	7-32/0	8-8/0	11-16/0	4-17/0
TUCKER, Andrew RB	10-69/2	4-29/1	-	-	-	-	-	2-16/0	-	-	4-24/1
SHANBOUR, Quinn QB	6-53/0	3-31/0	-	1-12/0	1-3/0	-	-	-	-	-	1-7/0
GUYTON, Jalen WR	3-12/0	-	-	-	-	-	3-12/0	-	-	-	-
HOSLEY, C. RB	4-2/0	4-2/0	-	-	-	-	-	-	-	-	-
DARDEN, Jaelon WR	1-1/0	-	-	-	-	-	1-1/0	-	-	-	-
TEAM	7--29/0	1--2/0	DNP	-	-	2--3/0	1--17/0	DNP	1--1/0	2--6/0	DNP

RECEIVING	No-Yds/TD	LU	SMU	IOWA	UAB	USM	UTSA	FAU	ODU	LATECH	UTEP
GUYTON, Jalen WR	45-731/8	4-63/0	3-109/2	1-13/1	2-48/1	14-211/1	8-182/2	-	7-66/0	5-37/0	1-2/1
LAWRENCE, M. WR	45-592/2	3-70/1	8-90/0	2-19/0	3-64/1	1-11/0	5-86/0	11-112/0	3-30/0	4-47/0	5-63/0
BUSSEY, Rico WR	25-348/5	DNP	3-26/0	1-7/0	3-33/0	4-33/1	2-32/1	1-19/0	7-111/1	1-22/1	3-65/1
SMILEY, Turner WR	18-288/1	-	4-84/0	4-74/0	1-22/1	1-41/0	-	2-15/0	2-23/0	4-29/0	-
DARDEN, Jaelon WR	25-224/3	-	5-67/1	3-30/0	-	-	4-25/0	4-40/0	1-18/0	3-33/0	5-11/2
SMITH, Kelvin TE	18-193/0	2-21/0	3-10/0	1-14/0	4-82/0	1-3/0	-	1-7/0	3-37/0	2-13/0	1-6/0
WILSON, Jeffery RB	23-163/0	1-4/0	4-10/0	4-17/0	1-7/0	1-18/0	-	3-33/0	-	2-16/0	7-58/0
SMITH, Nic RB	13-125/2	4-35/1	-	1-10/0	-	1-6/0	1-29/0	2-7/1	2-24/0	2-14/0	-
CHUMLEY, Caleb TE	5-71/0	1-8/0	1-9/0	-	1-5/0	1-43/0	-	1-6/0	-	-	-
JACKSON, Q. WR	3-48/1	1-31/1	DNP	1-9/0	-	DNP	-	-	DNP	-	1-8/0
RUTHERFORD, O. WR	3-23/1	-	DNP	DNP	DNP	-	-	3-23/1	-	-	-
PIRTLE, Jason WR	1-19/0	DNP	1-19/0	-	-	-	-	-	-	-	-
JOHNSON, Evan RB	3-15/0	1-0/0	-	-	-	-	-	2-15/0	-	-	-
TUCKER, Andrew RB	1-6/0	-	-	-	-	-	-	1-6/0	-	-	-

2017 GBG Stats (Tackles, Sacks)

Total Tackles	UA-A	Total	LU	SMU	IOWA	UAB	USM	UTSA	FAU	ODU	LATECH	UTEP
MUHAMMAD, K. S	41-34	75	4-3	4-2	8-5	3-5	6-4	5-3	4-7	1-3	6-1	0-1
EJIYA, E.J. LB	26-47	73	1-3	4-3	3-4	0-9	6-4	1-7	2-10	4-6	5-1	-
MCCLAIN, K. S	46-23	69	2-1	4-1	5-1	5-2	2-4	7-2	7-4	7-4	5-3	2-1
HALL, Kemon DB	39-16	55	4-0	4-1	6-1	3-3	5-3	2-2	4-2	4-2	4-1	3-1
GARNER, Brandon LB	25-19	44	1-0	1-1	5-1	3-2	2-2	4-3	3-2	3-1	3-3	0-4
JENKINS, Eric DB	26-10	36	3-1	-	1-0	2-0	2-1	5-2	4-2	5-2	3-2	1-0
YOUNG, Roderick DL	12-21	33	0-2	3-1	4-3	1-2	1-0	0-3	1-0	0-3	2-3	0-4
FLUSCHE, Andy DL	13-18	31	1-4	0-1	2-2	1-0	1-1	2-2	1-4	2-3	2-0	1-1
PRESTON, Ashton DB	17-13	30	3-0	3-0	1-0	1-2	1-0	2-1	1-3	2-2	1-4	2-1
MCDONALD, C. LB	17-12	29	3-2	1-1	7-3	-	1-1	-	2-0	1-2	1-0	1-3
TAUAALO, T.J. DL	10-18	28	2-1	1-0	1-4	-	1-1	1-2	2-1	0-3	2-1	0-5
HAMILTON, L. DE	13-11	24	1-0	2-1	2-0	1-1	0-3	2-1	-	0-3	1-0	4-2
BROOKS, Nate DB	18-5	23	0-1	3-0	6-0	3-1	DNP	DNP	-	-	1-0	5-3
MOORE, Sid DL	11-10	21	0-1	5-1	1-4	3-0	0-1	DNP	2-3	DNP	DNP	DNP
WHEELER, Joshua LB	12-6	18	DNP	4-1	-	5-1	-	1-2	2-1	0-1	DNP	DNP
OZOUGWU, Joe LB	8-8	16	0-2	DNP	-	-	DNP	-	1-1	1-1	4-3	2-1
ROBINSON, T. DB	7-4	11	3-1	-	1-0	-	1-0	-	0-1	1-0	0-1	1-1
DAVIS, Tyreke DB	8-3	11	1-1	-	-	1-0	1-0	-	-	4-1	1-0	0-1
JOHNSON, Ti. DL	4-6	10	-	DNP	DNP	DNP	DNP	1-1	-	1-3	1-2	1-0
FERNANDES, C. DB	6-2	8	3-0	-	-	-	1-0	1-1	1-0	0-1	-	-
BAULKMAN, Dee DB	4-4	8	DNP	DNP	DNP	-	0-1	2-0	1-1	1-2	-	-
JOHNSON, Cam DB	4-3	7	1-0	-	-	2-0	-	0-1	0-1	1-1	-	-
LEMASTERS, W. LB	5-2	7	3-1	-	DNP	DNP	DNP	DNP	2-0	DNP	DNP	0-1
SANDERS, Makyle S	5-1	6	1-1	DNP	3-0	-	-	-	-	-	DNP	1-0
HOSLEY, C.	1-4	5	-	-	-	-	-	0-1	-	0-1	0-1	1-1
KRASNIQI, Tony DL	2-2	4	1-0	-	DNP	-	1-0	-	DNP	DNP	DNP	0-2
TUCKER, Andrew	3-1	4	0-1	-	-	1-0	-	-	2-0	-	-	-
JOHNSON, Evan	4-0	4	-	1-0	-	-	-	-	1-0	1-0	1-0	-
MANN, Corey LB	2-0	2	1-0	-	1-0	DNP	DNP	DNP	DNP	DNP	DNP	DNP
PATTERSON, B.	1-0	1	1-0	DNP	DNP	DNP	DNP	-	-	-	-	-
MOORE, Jameel DB	0-1	1	-	-	DNP	DNP	DNP	DNP	DNP	DNP	DNP	0-1
LAWRENCE, M.	1-0	1	-	-	1-0	-	-	-	-	-	-	-
MURRAY, Jordan	1-0	1	-	1-0	-	-	-	-	-	-	-	-
BUSSEY, Rico	1-0	1	DNP	-	-	-	1-0	-	-	-	-	-
PIRTLE, Jason	0-1	1	DNP	-	-	-	-	-	-	0-1	-	-
SMITH, Kelvin	1-0	1	-	-	-	-	-	-	-	1-0	-	-

SACKS	UA-A	Total	LU	SMU	IOWA	UAB	USM	UTSA	FAU	ODU	LATECH	UTEP
EJIYA, E.J. LB	4-1	4.5	-	2.0-8	1.0-10	-	1.0-8	0.5-3	-	-	-	-
YOUNG, Roderick DL	2-0	2.0	-	-	-	-	1.0-6	-	-	-	1.0-14	-
WHEELER, Joshua LB	2-0	2.0	DNP	-	-	2.0-20	-	-	-	-	DNP	DNP
JOHNSON, Ti. DL	1-1	1.5	-	DNP	DNP	DNP	DNP	-	-	1.0-6	0.5-3	-
FLUSCHE, Andy DL	1-1	1.5	-	-	-	1.0-13	-	0.5-3	-	-	-	-
TAUAALO, T.J. DL	1-0	1.0	1.0-7	-	-	-	-	-	-	-	-	-
GARNER, Brandon LB	1-0	1.0	-	-	-	1.0-6	-	-	-	-	-	-
KRASNIQI, Tony DL	1-0	1.0	1.0-8	-	DNP	-	-	-	DNP	DNP	DNP	-
MUHAMMAD, K. S	0-1	0.5	-	0.5-4	-	-	-	-	-	-	-	-
OZOUGWU, Joe LB	0-1	0.5	-	DNP	-	-	DNP	-	-	-	0.5-3	-
MOORE, Sid DL	0-1	0.5	-	0.5-4	-	-	-	DNP	-	DNP	DNP	DNP

2017 Team Game Highs

Rushes	60	vs Lamar (Sep 02, 2017)
Yards Rushing	436	vs Lamar (Sep 02, 2017)
Yards Per Rush	7.3	vs Lamar (Sep 02, 2017)
TD Rushes	5	vs Lamar (Sep 02, 2017)
Pass attempts	47	at SMU (Sep 09, 2017)
	47	at Florida Atlantic (Oct 21, 2017)
Pass completions	32	at SMU (Sep 09, 2017)
Yards Passing	424	at SMU (Sep 09, 2017)
Yards Per Pass	10.1	vs UTSA (Oct 14, 2017)
TD Passes	4	vs UTEP (Nov 11, 2017)
Total Plays	87	at Southern Miss (Sep 30, 2017)
Total Offense	668	vs Lamar (Sep 02, 2017)
Yards Per Play	8.0	vs Lamar (Sep 02, 2017)
Points	59	vs Lamar (Sep 02, 2017)
Sacks By	4	vs UAB (Sep 23, 2017)
First Downs	31	vs Lamar (Sep 02, 2017)
Penalties	13	at Iowa Hawkeyes (Sep 16, 2017)
Penalty Yards	119	at Iowa Hawkeyes (Sep 16, 2017)
Turnovers	3	at SMU (Sep 09, 2017)
	3	at Florida Atlantic (Oct 21, 2017)
Interceptions By	2	vs Old Dominion (Oct 28, 2017)
Punts	5	at Iowa Hawkeyes (Sep 16, 2017)
	5	at LATECH (Nov 04, 2017)
Punting Avg	47.0	at Florida Atlantic (Oct 21, 2017)
Long Punt	68	vs Old Dominion (Oct 28, 2017)
Punts inside 20	3	at Florida Atlantic (Oct 21, 2017)
Long Punt Return	40	vs Old Dominion (Oct 28, 2017)

2017 Individual Game Highs

Rushes	30	WILSON, Jeffery at Southern Miss (Sep 30, 2017)
Yards Rushing	211	WILSON, Jeffery vs UAB (Sep 23, 2017)
TD Rushes	3	WILSON, Jeffery vs Lamar (Sep 02, 2017)
	3	WILSON, Jeffery at Southern Miss (Sep 30, 2017)
Long Rush	66	WILSON, Jeffery vs UTEP (Nov 11, 2017)
Pass attempts	47	FINE, Mason at SMU (Sep 09, 2017)
	47	FINE, Mason at Florida Atlantic (Oct 21, 2017)
Pass completions	32	FINE, Mason at SMU (Sep 09, 2017)
Yards Passing	424	FINE, Mason at SMU (Sep 09, 2017)
TD Passes	4	FINE, Mason vs UTEP (Nov 11, 2017)
Long Pass	77	FINE, Mason vs UTSA (Oct 14, 2017)
Receptions	14	GUYTON, Jalen at Southern Miss (Sep 30, 2017)
Yards Receiving	211	GUYTON, Jalen at Southern Miss (Sep 30, 2017)
TD Receptions	2	GUYTON, Jalen at SMU (Sep 09, 2017)
	2	GUYTON, Jalen vs UTSA (Oct 14, 2017)
	2	DARDEN, Jaelon vs UTEP (Nov 11, 2017)
Long Reception	77	GUYTON, Jalen vs UTSA (Oct 14, 2017)
Field Goals	4	MOORE, Trevor vs UAB (Sep 23, 2017)
Long Field Goal	48	MOORE, Trevor at Southern Miss (Sep 30, 2017)
	48	MOORE, Trevor at LATECH (Nov 04, 2017)
Punts	5	KENWORTHY, A. at Iowa Hawkeyes (Sep 16, 2017)
	5	PATTERSON, B. at LATECH (Nov 04, 2017)
Punting Avg	47.0	PATTERSON, B. at Florida Atlantic (Oct 21, 2017)
Long Punt	68	PATTERSON, B. vs Old Dominion (Oct 28, 2017)
Punts inside 20	3	PATTERSON, B. at Florida Atlantic (Oct 21, 2017)
Long Punt Return	40	JOHNSON, Evan vs Old Dominion (Oct 28, 2017)
Long Kickoff Return	48	JOHNSON, Evan vs UAB (Sep 23, 2017)
Tackles	13	MUHAMMAD, K. at Iowa Hawkeyes (Sep 16, 2017)
Sacks	2.0	EJIYA, E.J. at SMU (Sep 09, 2017)
	2.0	WHEELER, Joshua vs UAB (Sep 23, 2017)
Tackles For Loss	3.0	YOUNG, Roderick at LATECH (Nov 04, 2017)
Interceptions	1	LEMASTERS, W. vs Lamar (Sep 02, 2017)
	1	HALL, Kemon at SMU (Sep 09, 2017)
	1	MCCLAIN, K. vs UAB (Sep 23, 2017)
	1	JENKINS, Eric vs Old Dominion (Oct 28, 2017)
	1	FLUSCHE, Andy vs Old Dominion (Oct 28, 2017)
	1	HAMILTON, L. vs UTEP (Nov 11, 2017)

2017 Opponent Individual Game Highs

Rushes	24	COX, Jeremy, vs Old Dominion (Oct 28, 2017)
Yards Rushing	123	SINGLETTARY, D, at Florida Atlantic (Oct 21, 2017)
TD Rushes	3	SINGLETTARY, D, at Florida Atlantic (Oct 21, 2017)
Long Rush	82	WHYTE, Kerrith, at Florida Atlantic (Oct 21, 2017)
Pass attempts	42	GRIGGS, Kwadra, at Southern Miss (Sep 30, 2017)
Pass completions	24	DRISKEL, Jason, at Florida Atlantic (Oct 21, 2017)
Yards Passing	357	DRISKEL, Jason, at Florida Atlantic (Oct 21, 2017)
TD Passes	4	HICKS, Ben, at SMU (Sep 09, 2017)
	4	ERDELY, A.J., vs UAB (Sep 23, 2017)
Long Pass	76	GILLINS, D.J., at SMU (Sep 09, 2017)
Receptions	8	SUTTON, C., at SMU (Sep 09, 2017)
	8	ROBERTSON, K., at Southern Miss (Sep 30, 2017)
	8	WRIGHT, Willie, at Florida Atlantic (Oct 21, 2017)
Yards Receiving	163	SUTTON, C., at SMU (Sep 09, 2017)
TD Receptions	4	SUTTON, C., at SMU (Sep 09, 2017)
Long Reception	76	GAILLIARD, M., at SMU (Sep 09, 2017)
Field Goals	3	RICE, Nick, vs Old Dominion (Oct 28, 2017)
	3	BARNES, J., at LATECH (Nov 04, 2017)
Long Field Goal	47	BARNES, J., at LATECH (Nov 04, 2017)
Punts	7	Slaydon, Tyler, vs Lamar (Sep 02, 2017)
	7	SACKVILLE, J., at SMU (Sep 09, 2017)
	7	EVERETT, Zac, at Southern Miss (Sep 30, 2017)
Punting Avg	47.0	Rastetter, C., at Iowa Hawkeyes (Sep 16, 2017)
Long Punt	65	LUNA, Alan, vs UTEP (Nov 11, 2017)
Punts inside 20	3	Routsas, vs UTSA (Oct 14, 2017)
Long Punt Return	17	Jackson, Joshua, at Iowa Hawkeyes (Sep 16, 2017)
Long Kickoff Return	98	HARPER, Isaiah, vs Old Dominion (Oct 28, 2017)
Tackles	14	AL-SHAAIR, Azee, at Florida Atlantic (Oct 21, 2017)
Sacks	2.5	Davenport, vs UTSA (Oct 14, 2017)
Tackles For Loss	4.0	Davenport, vs UTSA (Oct 14, 2017)
Interceptions	1	McQUEEN, Elijah, at SMU (Sep 09, 2017)
	1	GARY, Demerick, at SMU (Sep 09, 2017)
	1	Jackson, Joshua, at Iowa Hawkeyes (Sep 16, 2017)
	1	APPLEWHITE, J., at Southern Miss (Sep 30, 2017)
	1	Gaines, vs UTSA (Oct 14, 2017)
	1	LEWIS, Shelton, at Florida Atlantic (Oct 21, 2017)
	1	TOOLEY, Chris, at Florida Atlantic (Oct 21, 2017)
	1	HEADEN, Joe Joe, vs Old Dominion (Oct 28, 2017)
	1	SPENCER, Trey, at LATECH (Nov 04, 2017)

2017 Opponent Team Game Highs

Rushes	59	at Iowa Hawkeyes (Sep 16, 2017)
Yards Rushing	447	at Florida Atlantic (Oct 21, 2017)
Yards Per Rush	9.3	at Florida Atlantic (Oct 21, 2017)
TD Rushes	7	at Florida Atlantic (Oct 21, 2017)
Pass attempts	42	at Southern Miss (Sep 30, 2017)
Pass completions	24	at Florida Atlantic (Oct 21, 2017)
Yards Passing	394	at SMU (Sep 09, 2017)
Yards Per Pass	10.2	at Florida Atlantic (Oct 21, 2017)
TD Passes	5	at SMU (Sep 09, 2017)
Total Plays	86	at Iowa Hawkeyes (Sep 16, 2017)
Total Offense	804	at Florida Atlantic (Oct 21, 2017)
Yards Per Play	9.7	at Florida Atlantic (Oct 21, 2017)
Points	69	at Florida Atlantic (Oct 21, 2017)
Sacks By	5	at SMU (Sep 09, 2017)
First Downs	37	at Florida Atlantic (Oct 21, 2017)
Penalties	7	vs UAB (Sep 23, 2017)
	7	vs UTSA (Oct 14, 2017)
	7	vs UTEP (Nov 11, 2017)
Penalty Yards	64	at Southern Miss (Sep 30, 2017)
Turnovers	3	vs Old Dominion (Oct 28, 2017)
Interceptions By	2	at SMU (Sep 09, 2017)
	2	at Florida Atlantic (Oct 21, 2017)
Punts	9	vs Lamar (Sep 02, 2017)
Punting Avg	47.0	at Iowa Hawkeyes (Sep 16, 2017)
Long Punt	65	vs UTEP (Nov 11, 2017)
Punts inside 20	3	vs Lamar (Sep 02, 2017)
	3	vs UTSA (Oct 14, 2017)
Long Punt Return	17	at Iowa Hawkeyes (Sep 16, 2017)

2017 Drive Summaries

September 2, 2017 vs. Lamar

Team	Qtr	Drive Started			Drive Ended			Consumed	
		Spot	Time	Obtained	Spot	Time	How lost	PI - Yds	TOP
NT	1st	N40	13:56	Punt	L00	12:01	*TOUCHDOWN	6 - 60	1:55 .
NT		N17	09:48	Punt	L00	08:38	*TOUCHDOWN	3 - 83	1:10
NT		L47	08:06	Fumble	L07	04:04	*FIELD GOAL	9 - 40	4:02 .
NT		N10	00:00	Punt	N05	01:40	Fumble	0 - (5)	0:00
NT		L44	00:34	Kickoff	L00	10:26	*TOUCHDOWN	12 - 44	5:08 .
NT	2nd	N32	09:12	Punt	L00	08:28	*TOUCHDOWN	2 - 68	0:44
NT		L47	08:28	Downs	N50	06:10	Punt	3 - (3)	2:18
NT		N34	04:59	Kickoff	L00	01:56	*TOUCHDOWN	6 - 66	3:03
NT		N29	01:06	Punt	L36	00:00	End of half	5 - 35	1:06
NT	3rd	N35	15:00	Kickoff	L00	12:31	*TOUCHDOWN	6 - 65	2:29 .
NT		N17	10:14	Punt	L00	06:02	*TOUCHDOWN	10 - 83	4:12 .
NT		N33	05:19	Punt	N33	03:50	Punt	3 - 0	1:29
NT		N37	02:48	Punt	L00	14:54	*TOUCHDOWN	7 - 63	2:54 .
NT	4th	N25	13:11	Punt	N47	09:25	Punt	5 - 22	3:46
NT		N31	05:39	Downs	L35	01:23	Downs	7 - 34	4:16
NT		L43	00:22	Interception	L45	00:00	End of half	1 - (2)	0:22

September 9, 2017 at SMU

Team	Qtr	Drive Started			Drive Ended			Consumed	
		Spot	Time	Obtained	Spot	Time	How lost	PI - Yds	TOP
NT	1st	V25	15:00	Kickoff	H00	11:41	*TOUCHDOWN	7 - 75	3:19 .
NT		H43	10:45	Punt	H29	08:45	*FIELD GOAL	5 - 14	2:00
NT		V09	06:43	Kickoff	V07	04:16	Punt	3 - (2)	2:27
NT		V29	02:26	Kickoff	H38	13:45	Downs	9 - 33	3:41
NT	2nd	V06	11:38	Interception	V24	08:07	Punt	6 - 18	3:31
NT		V20	05:08	Kickoff	H43	02:26	Interception	8 - 37	2:42
NT		V28	00:10	Kickoff	V42	00:00	End of half	1 - 14	0:10
NT	3rd	V32	00:00	Punt	V35	14:29	Fumble	0 - 3	0:00
NT		V25	14:24	Kickoff	V25	14:16	Interception	1 - 0	0:08
NT		V36	11:15	Kickoff	V41	09:59	Punt	3 - 5	1:16
NT		V28	07:07	Punt	H00	06:56	*TOUCHDOWN	1 - 72	0:11
NT		V12	04:51	Punt	V00	04:02	*SAFETY	1 - (12)	0:49
NT		V32	02:54	Punt	H28	00:00	Downs	9 - 40	2:54
NT	4th	V30	14:30	Kickoff	V35	11:39	Punt	6 - 5	2:51
NT		V26	11:27	Kickoff	H00	10:45	*TOUCHDOWN	2 - 74	0:42
NT		V16	07:24	Punt	H00	03:24	*TOUCHDOWN	8 - 84	4:00 .
NT		H41	00:54	Punt	H10	00:00	End of half	5 - 31	0:54 .

2017 Drive Summaries

September 16, 2017 at Iowa

Team	Qtr	Drive Started			Drive Ended			Consumed	
		Spot	Time	Obtained	Spot	Time	How lost	Pl - Yds	TOP
NT	1st	V20	08:18	Fumble	H00	05:34	*TOUCHDOWN	6 - 80	2:44
NT		V12	00:52	Kickoff	V29	13:07	Punt	7 - 17	2:45
NT	2nd	V34	10:36	Downs	H23	08:12	Missed FG	7 - 43	2:24
NT		V25	05:23	Kickoff	V34	03:15	Punt	3 - 9	2:08
NT		H43	00:00	Fumble	H16	01:52	Fumble	0 - 27	0:00
NT		V34	00:46	Punt	H00	00:11	*TOUCHDOWN	5 - 66	0:35
NT	3rd	V25	15:00	Kickoff	H41	11:16	Punt	8 - 34	3:44
NT		V25	04:24	Kickoff	H41	02:06	Punt	6 - 34	2:18
NT	4th	V08	08:16	Kickoff	V18	05:46	Punt	4 - 10	2:30
NT		V25	01:47	Kickoff	V25	01:40	Interception	1 - 0	0:07

September 23, 2017 vs. UAB

Team	Qtr	Drive Started			Drive Ended			Consumed	
		Spot	Time	Obtained	Spot	Time	How lost	Pl - Yds	TOP
NT	1st	N25	09:06	Kickoff	U12	03:19	*FIELD GOAL	14 - 63	5:47
NT		N42	01:23	Punt	U00	00:41	*TOUCHDOWN	2 - 58	0:42
NT	2nd	N36	14:54	Interception	U00	11:17	*TOUCHDOWN	11 - 64	3:37
NT		N45	09:51	Punt	U20	08:09	Fumble	5 - 35	1:42
NT		N44	07:30	Punt	U00	04:03	*TOUCHDOWN	8 - 56	3:27
NT		N05	00:44	Kickoff	U00	00:44	*TOUCHDOWN	4 - 95	0:00
NT	3rd	N25	15:00	Kickoff	N45	12:43	Downs	5 - 20	2:17
NT		N25	08:45	Kickoff	U00	06:56	*TOUCHDOWN	4 - 75	1:49
NT		N32	05:20	Punt	N36	04:25	Punt	3 - 4	0:55
NT		N37	02:30	Kickoff	U23	14:12	*FIELD GOAL	7 - 40	3:18
NT	4th	U15	13:06	Punt	U14	13:00	Fumble	1 - 1	0:06
NT		N41	11:56	Punt	U28	07:43	*FIELD GOAL	8 - 31	4:13
NT		N31	05:51	Kickoff	N35	04:20	Punt	3 - 4	1:31
NT		U44	00:27	Kickoff	U12	00:00	*FIELD GOAL	2 - 32	0:27
NT		U06	00:00	Fumble	U06	00:00	End of half	0 - 0	0:00

2017 Drive Summaries

September 30, 2017 at Southern Miss

Team	Qtr	Drive Started			Drive Ended			Consumed	
		Spot	Time	Obtained	Spot	Time	How lost	Pl - Yds	TOP
NT	1st	N12	11:40	Kickoff	N15	10:17	Punt	3 - 3	1:23
NT		N26	09:16	Punt	N20	07:39	Punt	3 - (6)	1:37
NT		N25	05:38	Kickoff	N26	03:37	Punt	3 - 1	2:01
NT		N45	02:04	Punt	S00	00:47	*TOUCHDOWN	4 - 55	1:17
NT	2nd	N34	14:44	Punt	S23	12:09	Fumble	7 - 43	2:35
NT		N25	10:00	Kickoff	N33	08:54	Interception	3 - 8	1:06
NT		N05	07:53	Punt	S00	02:42	*TOUCHDOWN	12 - 95	5:11
NT		N20	00:54	Punt	S31	15:00	*FIELD GOAL	8 - 49	0:54
NT	3rd	N25	15:00	Kickoff	S03	09:01	*FIELD GOAL	14 - 72	5:59
NT		N29	06:04	Punt	S00	04:08	*TOUCHDOWN	6 - 71	1:56
NT		N49	03:14	Punt	S00	02:49	*TOUCHDOWN	3 - 51	0:25
NT	4th	N25	15:00	Kickoff	S00	11:29	*TOUCHDOWN	8 - 75	3:31
NT		N15	10:08	Punt	S27	04:30	*FIELD GOAL	11 - 58	5:38
NT		S39	03:20	Downs	S41	01:38	Punt	3 - (2)	1:42
NT		S17	01:14	Downs	S20	00:00	End of half	2 - (3)	1:14

October 14, 2017 vs. UT San Antonio

Team	Qtr	Drive Started			Drive Ended			Consumed	
		Spot	Time	Obtained	Spot	Time	How lost	Pl - Yds	TOP
NT	1st	N12	15:00	Kickoff	U00	07:35	*TOUCHDOWN	17 - 88	7:25
NT		N18	06:15	Punt	U00	05:32	*TOUCHDOWN	2 - 82	0:43
NT		N25	04:38	Kickoff	U06	00:34	*FIELD GOAL	10 - 69	4:04
NT	2nd	N25	12:17	Kickoff	N50	09:02	Punt	6 - 25	3:15
NT		N25	02:00	Kickoff	N04	00:55	Punt	3 - (21)	1:05
NT		N29	00:00	Missed FG	N29	00:00	End of half	0 - 0	0:00
NT	3rd	N19	12:55	Punt	N17	11:36	Interception	3 - (2)	1:19
NT		N27	08:23	Kickoff	N34	06:47	Punt	3 - 7	1:36
NT		N20	02:12	Punt	U00	12:47	*TOUCHDOWN	10 - 80	4:25
NT	4th	N47	10:05	Punt	U47	08:36	Punt	3 - 6	1:29
NT		N40	03:29	Kickoff	N45	01:28	Downs	4 - 5	2:01
NT		N02	01:07	Punt	U00	00:10	*TOUCHDOWN	7 - 98	0:57

2017 Drive Summaries

October 21, 2017 at Florida Atlantic

Team	Qtr	Drive Started			Drive Ended			Consumed	
		Spot	Time	Obtained	Spot	Time	How lost	PI - Yds	TOP
NT	1st	V31	11:53	Kickoff	V50	09:34	Fumble	5 - 19	2:19
NT		V25	06:41	Kickoff	V38	05:46	Interception	3 - 13	0:55
NT		V25	03:45	Kickoff	V42	01:53	Punt	4 - 17	1:52
NT		V25	01:16	Kickoff	H00	11:45	*TOUCHDOWN	13 - 75	4:31
NT	2nd	V25	07:23	Kickoff	V33	05:25	Interception	4 - 8	1:58
NT		V25	03:55	Kickoff	V28	01:57	Punt	3 - 3	1:58
NT	3rd	V25	15:00	Kickoff	H27	10:37	*FIELD GOAL	12 - 48	4:23
NT		V25	08:32	Kickoff	H00	06:17	*TOUCHDOWN	7 - 75	2:15
NT		V15	03:00	Kickoff	V37	01:35	Punt	5 - 22	1:25
NT	4th	V16	15:00	Kickoff	V18	13:39	Punt	3 - 2	1:21
NT		V25	12:41	Kickoff	H00	08:25	*TOUCHDOWN	13 - 75	4:16
NT		V47	03:52	Downs	H00	00:30	*TOUCHDOWN	9 - 53	3:22

October 28, 2017 vs. Old Dominion

Team	Qtr	Drive Started			Drive Ended			Consumed	
		Spot	Time	Obtained	Spot	Time	How lost	PI - Yds	TOP
NT	1st	N23	15:00	Kickoff	O00	10:05	*TOUCHDOWN	13 - 77	4:55
NT		N32	09:52	Kickoff	O00	08:49	*TOUCHDOWN	4 - 68	1:03
NT		N20	06:15	Punt	N37	04:50	Interception	4 - 17	1:25
NT		N25	02:28	Kickoff	O00	14:32	*TOUCHDOWN	9 - 75	2:56
NT	2nd	O40	11:57	Punt	O40	11:57	*TOUCHDOWN	0 - 0	0:00
NT		N28	11:41	Kickoff	N38	11:23	Fumble	1 - 10	0:18
NT		N25	10:31	Kickoff	N17	08:31	Punt	3 - (8)	2:00
NT		O30	07:44	Interception	O00	05:39	*TOUCHDOWN	7 - 30	2:05
NT		O38	04:11	Punt	O23	02:50	Missed FG	5 - 15	1:21
NT	3rd	N30	11:27	Kickoff	N34	10:15	Punt	3 - 4	1:12
NT		N12	08:27	Interception	O35	05:30	Downs	9 - 53	2:57
NT		N24	01:37	Kickoff	O46	14:50	Punt	4 - 30	1:47
NT	4th	O23	12:27	Fumble	O06	10:45	*FIELD GOAL	6 - 17	1:42
NT		O48	08:21	Downs	O00	07:27	*TOUCHDOWN	4 - 48	0:54
NT		N43	04:26	Downs	N42	03:31	Punt	3 - (1)	0:55
NT		O32	02:11	Downs	O22	00:00	End of half	4 - 10	2:11

2017 Drive Summaries

November 4, 2017 at Louisiana Tech

Team	Qtr	Drive Started			Drive Ended			Consumed	
		Spot	Time	Obtained	Spot	Time	How lost	PI - Yds	TOP
NT	1st	V02	15:00	Kickoff	V44	10:43	Punt	9 - 42	4:17
NT		V37	08:44	Punt	H00	04:12	*TOUCHDOWN	11 - 63	4:32
NT		V25	00:46	Kickoff	V24	00:00	Punt	3 - (1)	0:46
NT	2nd	V25	12:17	Kickoff	H26	09:08	Interception	9 - 49	3:09
NT		V18	06:09	Punt	V45	02:59	Punt	8 - 27	3:10
NT		V25	00:39	Kickoff	H31	15:00	*FIELD GOAL	6 - 44	0:39
NT	3rd	V47	13:17	Punt	H00	11:16	*TOUCHDOWN	6 - 53	2:01
NT		V18	06:50	Kickoff	V46	03:43	Punt	8 - 28	3:07
NT	4th	V25	13:35	Kickoff	V44	11:10	Punt	4 - 19	2:25
NT		V22	09:27	Punt	H00	06:04	*TOUCHDOWN	9 - 78	3:23
NT		V37	02:39	Missed FG	H35	00:00	End of half	6 - 28	2:39

November 11, 2017 vs. UTEP

Team	Qtr	Drive Started			Drive Ended			Consumed	
		Spot	Time	Obtained	Spot	Time	How lost	PI - Yds	TOP
NT	1st	N29	13:16	Punt	N45	12:08	Fumble	4 - 16	1:08
NT		N25	12:08	Kickoff	U25	07:02	Downs	13 - 50	5:06
NT		N36	04:43	Punt	U00	00:48	*TOUCHDOWN	10 - 64	3:55
NT	2nd	N03	12:41	Punt	N33	08:24	Punt	9 - 30	4:17
NT		N19	06:23	Punt	U00	02:18	*TOUCHDOWN	12 - 81	4:05
NT		N20	00:00	Punt	N20	00:00	End of half	0 - 0	0:00
NT	3rd	N25	15:00	Kickoff	U00	11:08	*TOUCHDOWN	8 - 75	3:52
NT		N29	06:26	Kickoff	U00	05:19	*TOUCHDOWN	4 - 71	1:07
NT		N20	00:31	Punt	U00	14:56	*TOUCHDOWN	4 - 80	0:35
NT	4th	U29	11:09	Interception	U13	09:06	*FIELD GOAL	6 - 16	2:03
NT		U26	07:19	Punt	U00	05:59	*TOUCHDOWN	3 - 26	1:20
NT		N10	00:54	Downs	N15	00:00	End of half	2 - 5	0:54

2017 Long Plays

15-YARD PLUS PLAYS

Yds	Type	Player(s)	Opponent
77*	Pass	GUYTON, Jalen from FINE, Mason	UTSA
72*	Pass	GUYTON, Jalen from FINE, Mason	SMU
66	Rush	WILSON, Jeffery	UTEP
62*	Rush	WILSON, Jeffery	Lamar
60*	Pass	BUSSEY, Rico from FINE, Mason	UTEP
53	Pass	GUYTON, Jalen from FINE, Mason	Southern Miss
49	Rush	WILSON, Jeffery	Lamar
49	Pass	LAWRENCE, M. from FINE, Mason	UTSA
48	KR	JOHNSON, Evan	UAB
47*	Pass	GUYTON, Jalen from FINE, Mason	UAB
46*	Rush	WILSON, Jeffery	Southern Miss
45	Pass	SMILEY, Turner from FINE, Mason	SMU
44*	Pass	LAWRENCE, M. from FINE, Mason	Lamar
44	Pass	GUYTON, Jalen from FINE, Mason	Southern Miss
43	Pass	CHUMLEY, Caleb from FINE, Mason	Southern Miss
43*	Rush	WILSON, Jeffery	Southern Miss
41	Pass	SMILEY, Turner from FINE, Mason	Southern Miss
41*	Rush	WILSON, Jeffery	Iowa Hawkeyes
41	Pass	SMILEY, Turner from FINE, Mason	Iowa Hawkeyes
40*	Pass	LAWRENCE, M. from FINE, Mason	UAB
37	Pass	LAWRENCE, M. from FINE, Mason	SMU
35	Pass	GUYTON, Jalen from FINE, Mason	Lamar
35	Rush	WILSON, Jeffery	UTSA
34	Rush	WILSON, Jeffery	UAB
34	Rush	WILSON, Jeffery	UAB
34*	Pass	BUSSEY, Rico from FINE, Mason	Old Dominion
32	Rush	SMITH, Nic	Lamar
32	Rush	WILSON, Jeffery	UAB
32*	Pass	GUYTON, Jalen from FINE, Mason	UTSA
31*	Pass	JACKSON, Q. from FINE, Mason	Lamar
31	KR	DARDEN, Jaelon	Old Dominion
30	Pass	SMILEY, Turner from FINE, Mason	SMU
29	Pass	SMITH, Nic from FINE, Mason	UTSA
29*	Rush	SMITH, Nic	UAB
29	KR	DARDEN, Jaelon	Lamar
29	KR	DARDEN, Jaelon	SMU
29*	Pass	GUYTON, Jalen from FINE, Mason	SMU
28	Rush	SHANBOUR, Quinn	Lamar
28	Pass	DARDEN, Jaelon from FINE, Mason	SMU
27	KR	HOWARD, Connor	UAB
27	KR	DARDEN, Jaelon	Florida Atlantic
27	FR	TAUAALO, T.J.	Iowa Hawkeyes
27	KR	DARDEN, Jaelon	UTSA
27	KR	JOHNSON, Evan	UAB
26	KR	JOHNSON, Evan	UTEP
25	Pass	DARDEN, Jaelon from FINE, Mason	Florida Atlantic
25	Pass	LAWRENCE, M. from FINE, Mason	LATECH
25	Pass	SMITH, Kelvin from FINE, Mason	UAB
25	Pass	DARDEN, Jaelon from FINE, Mason	LATECH
23	Pass	SMITH, Kelvin from FINE, Mason	UAB
23	Pass	SMITH, Kelvin from FINE, Mason	Old Dominion
22*	Pass	BUSSEY, Rico from FINE, Mason	UTSA
22	Pass	BUSSEY, Rico from FINE, Mason	Old Dominion
22*	Pass	SMILEY, Turner from FINE, Mason	UAB
22	Pass	BUSSEY, Rico from FINE, Mason	UAB
22*	Pass	BUSSEY, Rico from FINE, Mason	LATECH
21	Pass	GUYTON, Jalen from FINE, Mason	Southern Miss
21	Pass	GUYTON, Jalen from FINE, Mason	UTSA
20	Pass	BUSSEY, Rico from FINE, Mason	Old Dominion
20	Pass	LAWRENCE, M. from FINE, Mason	Florida Atlantic
20*	Rush	SMITH, Nic	Old Dominion
20	Rush	SMITH, Nic	Southern Miss
20	Pass	WILSON, Jeffery from FINE, Mason	UTEP
20	Pass	GUYTON, Jalen from FINE, Mason	Southern Miss
20	Rush	WILSON, Jeffery	LATECH
20	KR	DARDEN, Jaelon	UTSA
19	Pass	BUSSEY, Rico from FINE, Mason	Florida Atlantic
19	Pass	PIRTLE, Jason from FINE, Mason	SMU
19	Pass	GUYTON, Jalen from FINE, Mason	Lamar
19	Rush	WILSON, Jeffery	LATECH
19	Pass	SMITH, Kelvin from FINE, Mason	UAB
19	KR	HOWARD, Connor	Old Dominion
19	Rush	WILSON, Jeffery	LATECH
19	KR	DARDEN, Jaelon	SMU
18	Pass	WILSON, Jeffery from FINE, Mason	Southern Miss
18	Rush	JOHNSON, Evan	Old Dominion

LONG PLAYS BY THE NUMBERS

Long Plays By Yards	No.	TD
100+	0	0
90-99	0	0
80-89	0	0
70-79	2	2
60-69	3	2
50-59	1	0
40-49	14	6
30-39	12	3
20-29	34	6

Long Plays By Type	No.	TD
Rushing	16	6
Passing	39	13
Punt returns	0	0
Kick returns	10	0
Interceptions	0	0
Fumble returns	1	0
Other	0	0
TOTAL	66	19

15-YARD PLUS BY PLAYER

Player	No.	TD	R	P	KR	PR	IR	FR
WILSON, Jeffery	22	4	19	3	0	0	0	0
GUYTON, Jalen	16	5	0	16	0	0	0	0
DARDEN, Jaelon	16	0	0	5	11	0	0	0
LAWRENCE, M.	12	2	0	12	0	0	0	0
BUSSEY, Rico	10	5	0	10	0	0	0	0
SMITH, Nic	8	2	6	2	0	0	0	0
JOHNSON, Evan	8	0	2	1	5	0	0	0
SMILEY, Turner	7	1	0	7	0	0	0	0
SMITH, Kelvin	6	0	0	6	0	0	0	0
FINE, Mason	3	0	3	0	0	0	0	0
HOWARD, Connor	2	0	0	0	2	0	0	0
JACKSON, Q.	1	1	0	1	0	0	0	0
HAMILTON, L.	1	0	0	0	0	0	1	0
TUCKER, Andrew	1	0	1	0	0	0	0	0
PIRTLE, Jason	1	0	0	1	0	0	0	0
TAUAALO, T.J.	1	0	0	0	0	0	0	1
CHUMLEY, Caleb	1	0	0	1	0	0	0	0
SHANBOUR, Quinn	1	0	1	0	0	0	0	0
TOTAL	117	20	32	65	18	0	1	1

LONGEST PLAYS OF THE YEAR

- Rushing
 - 66 WILSON, Jeffery vs UTEP (11/11/2017)
- Rushing Touchdown
 - 62 WILSON, Jeffery vs Lamar (9/2/2017)
- Passing
 - 77 GUYTON, Jalen from FINE, Mason vs UTSA (10/14/2017)
- Passing Touchdown
 - 77 GUYTON, Jalen from FINE, Mason vs UTSA (10/14/2017)
- Punt Return
 - 12 DARDEN, Jaelon vs UAB (9/23/2017)
 - 12 DARDEN, Jaelon vs SMU (9/9/2017)
- Kick Return
 - 48 JOHNSON, Evan vs UAB (9/23/2017)
- Interception Return
 - 15 HAMILTON, L. vs UTEP (11/11/2017)
- Fumble Return
 - 27 TAUAALO, T.J. vs Iowa Hawkeyes (9/16/2017)
- Punt
 - 68 PATTERSON, B. vs Old Dominion (10/28/2017)
- Field Goal
 - 48 MOORE, Trevor vs Southern Miss (9/30/2017)
 - 48 MOORE, Trevor vs LATECH (11/4/2017)

2017 Long Plays

Yds	Type	Player(s)	Opponent
18	Rush	WILSON, Jeffery	Lamar
18	KR	DARDEN, Jaelon	LATECH
18	Pass	GUYTON, Jalen from FINE, Mason	UTSA
18	Pass	DARDEN, Jaelon from FINE, Mason	Old Dominion
18	Pass	BUSSEY, Rico from FINE, Mason	Old Dominion
18	Pass	LAWRENCE, M. from FINE, Mason	UTEP
18	Rush	WILSON, Jeffery	LATECH
17	Pass	LAWRENCE, M. from FINE, Mason	Old Dominion
17	KR	JOHNSON, Evan	UTEP
17	Rush	WILSON, Jeffery	UAB
17	Pass	LAWRENCE, M. from FINE, Mason	Florida Atlantic
16	Rush	SMITH, Nic	Old Dominion
16	KR	DARDEN, Jaelon	Florida Atlantic
16	Rush	FINE, Mason	Florida Atlantic
16	Pass	WILSON, Jeffery from FINE, Mason	Florida Atlantic
16	Pass	GUYTON, Jalen from FINE, Mason	Southern Miss
16	Rush	JOHNSON, Evan	Lamar
16	Rush	TUCKER, Andrew	Florida Atlantic
16	Rush	WILSON, Jeffery	UAB
16	Rush	FINE, Mason	SMU
16	KR	DARDEN, Jaelon	SMU
16	Pass	LAWRENCE, M. from FINE, Mason	Lamar
16*	Pass	BUSSEY, Rico from FINE, Mason	Southern Miss
15	KR	JOHNSON, Evan	Old Dominion
15	Pass	LAWRENCE, M. from FINE, Mason	SMU
15	Pass	SMITH, Nic from FINE, Mason	Lamar
15	Pass	LAWRENCE, M. from FINE, Mason	UTEP
15	Pass	JOHNSON, Evan from FINE, Mason	Florida Atlantic
15	Pass	SMITH, Kelvin from FINE, Mason	UAB
15	Pass	SMITH, Kelvin from FINE, Mason	Lamar
15	INT	HAMILTON, L.	UTEP
15	Pass	SMILEY, Turner from FINE, Mason	Old Dominion
15	Pass	GUYTON, Jalen from FINE, Mason	UTSA
15	Rush	WILSON, Jeffery	Old Dominion
15	Rush	SMITH, Nic	Lamar
15	KR	DARDEN, Jaelon	Florida Atlantic
15	Rush	WILSON, Jeffery	UAB
15	Pass	SMILEY, Turner from FINE, Mason	Iowa Hawkeyes
15	Pass	DARDEN, Jaelon from FINE, Mason	Iowa Hawkeyes
15	Rush	FINE, Mason	LATECH
15	Pass	GUYTON, Jalen from FINE, Mason	Old Dominion

2017 Money Plays

North Texas - "Money" Plays

Money plays are defined as plays resulting in first down or a touchdown

MONEY RUSHERS	1st	TD	No.	Att
WILSON, Jeffery	54	14	62	169
SMITH, Nic	18	4	20	85
FINE, Mason	12	1	13	48
JOHNSON, Evan	11	2	11	27
TUCKER, Andrew	4	2	5	10
SHANBOUR, Quinn	2	0	2	6
GUYTON, Jalen	1	0	1	3
TOTALS	102	23	114	362

MONEY RECEPTIONS	1st	TD	No.	Rec
LAWRENCE, M.	27	2	27	45
GUYTON, Jalen	25	8	27	45
BUSSEY, Rico	16	5	17	25
SMITH, Kelvin	11	0	11	18
DARDEN, Jaelon	10	3	11	25
WILSON, Jeffery	11	0	11	23
SMILEY, Turner	9	1	9	18
SMITH, Nic	8	2	9	13
CHUMLEY, Caleb	3	0	3	5
RUTHERFORD, O.	1	1	2	3
JOHNSON, Evan	1	0	1	3
JACKSON, Q.	1	1	1	3
PIRTLE, Jason	1	0	1	1
TOTALS	124	23	130	228

1ST DOWN MONEY RUSHERS	1st	TD	No.	Att
WILSON, Jeffery	15	4	19	75
SMITH, Nic	4	0	4	47
FINE, Mason	4	0	4	25
TUCKER, Andrew	1	2	2	6
JOHNSON, Evan	1	0	1	11
SHANBOUR, Quinn	1	0	1	4
TOTALS	26	6	31	177

1ST DOWN MONEY RECEPTIONS	1st	TD	No.	Rec
GUYTON, Jalen	14	6	15	22
LAWRENCE, M.	8	1	8	18
BUSSEY, Rico	6	2	6	11
SMILEY, Turner	4	0	4	9
DARDEN, Jaelon	3	3	4	8
SMITH, Kelvin	3	0	3	6
SMITH, Nic	3	0	3	5
WILSON, Jeffery	3	0	3	6
RUTHERFORD, O.	0	1	1	2
PIRTLE, Jason	1	0	1	1
TOTALS	45	13	48	92

2ND DOWN MONEY RUSHERS	1st	TD	No.	Att
WILSON, Jeffery	17	5	19	56
SMITH, Nic	12	3	13	31
JOHNSON, Evan	7	2	7	10
TUCKER, Andrew	3	0	3	4
SHANBOUR, Quinn	1	0	1	2
GUYTON, Jalen	1	0	1	1
FINE, Mason	1	0	1	10
TOTALS	42	10	45	118

2ND DOWN MONEY RECEPTIONS	1st	TD	No.	Rec
LAWRENCE, M.	8	1	8	14
BUSSEY, Rico	6	0	6	7
SMITH, Nic	4	2	5	5
GUYTON, Jalen	4	2	5	13
DARDEN, Jaelon	5	0	5	12
SMITH, Kelvin	4	0	4	7
SMILEY, Turner	4	1	4	5
WILSON, Jeffery	3	0	3	10
CHUMLEY, Caleb	2	0	2	3
RUTHERFORD, O.	1	0	1	1
JACKSON, Q.	1	1	1	1
TOTALS	42	7	44	80

3RD DOWN MONEY RUSHERS	1st	TD	No.	Att
WILSON, Jeffery	17	3	18	27
FINE, Mason	7	1	8	13
JOHNSON, Evan	3	0	3	6
SMITH, Nic	2	0	2	5
TOTALS	29	4	31	53

3RD DOWN MONEY RECEPTIONS	1st	TD	No.	Rec
LAWRENCE, M.	9	0	9	11
GUYTON, Jalen	7	0	7	10
BUSSEY, Rico	4	3	5	7
WILSON, Jeffery	4	0	4	6
SMITH, Kelvin	3	0	3	4
DARDEN, Jaelon	2	0	2	5
SMILEY, Turner	1	0	1	4
CHUMLEY, Caleb	1	0	1	1
TOTALS	31	3	32	50

4TH DOWN MONEY RUSHERS	1st	TD	No.	Att
WILSON, Jeffery	5	2	6	11
SMITH, Nic	0	1	1	2
TOTALS	5	3	7	14

4TH DOWN MONEY RECEPTIONS	1st	TD	No.	Rec
LAWRENCE, M.	2	0	2	2
SMITH, Nic	1	0	1	1
JOHNSON, Evan	1	0	1	1
SMITH, Kelvin	1	0	1	1
WILSON, Jeffery	1	0	1	1
TOTALS	6	0	6	6

2017 Participation

#	PLAYER	GP-GS	LU	SMU	IOWA	UAB	USM	UTSA	FAU	ODU	LATECH	UTEP
74	ANTHONY, C.	1/-	XXX
54	BARR, Creighton	8/4	START	...	START	START	START	XXX	XXX	...	XXX	XXX
7	BAULKMAN, Dee	7/-	XXX	XXX	XXX	XXX	XXX	XXX	XXX
9	BROOKS, Nate	8/5	START	START	START	START	...	XXX	XXX	XXX	XXX	START
8	BUSSEY, Rico	9/6	...	XXX	XXX	START	START	START	START	START	XXX	START
1A	CASON, Mitch	1/-	XXX
1E	CHUMLEY, Caleb	10/2	XXX	XXX	XXX	XXX	START	XXX	START	XXX	XXX	XXX
84	DARDEN, Jaelon	10/-	XXX	XXX	XXX	XXX	XXX	XXX	XXX	XXX	XXX	XXX
51	DAVIS, Jake	7/-	XXX	XXX	XXX	XXX	XXX	XXX	XXX
2A	DAVIS, Tyreke	10/-	XXX	XXX	XXX	XXX	XXX	XXX	XXX	XXX	XXX	XXX
89	DUHON, Kam	6/-	XXX	XXX	XXX	...	XXX	...	XXX	XXX
29	DURHAM, Nate	3/-	XXX	XXX	XXX
22	EJIYA, E.J.	10/10	START	START	START	START	START	START	START	START	START	START
14	FERNANDES, C.	10/-	XXX	XXX	XXX	XXX	XXX	XXX	XXX	XXX	XXX	XXX
6	FINE, Mason	10/10	START	START	START	START	START	START	START	START	START	START
99	FLUSCHE, Andy	10/9	XXX	START	START	START	START	START	START	START	START	START
37	GARNER, Brandon	10/9	START	START	START	START	XXX	START	START	START	START	START
73	GUNTER, Garrett	3/-	XXX	XXX	XXX
01	GUYTON, Jalen	10/10	START	START	START	START	START	START	START	START	START	START
82	HAIR-GRIFFIN, D	5/-	XXX	XXX	...	XXX	XXX	XXX
16	HALL, Kemon	10/10	START	START	START	START	START	START	START	START	START	START
50	HAMILTON, L.	10/6	XXX	START	START	START	START	XXX	START	XXX	START	XXX
53	HENSON, T.J.	9/9	...	START	START	START	START	START	START	START	START	START
46	HOSLEY, C.	10/-	XXX	XXX	XXX	XXX	XXX	XXX	XXX	XXX	XXX	XXX
1H	HOWARD, Connor	4/-	XXX	XXX	...	XXX	XXX
13	JACKSON, Q.	7/-	XXX	...	XXX	XXX	...	XXX	XXX	...	XXX	XXX
2	JENKINS, Eric	10/5	XXX	XXX	XXX	XXX	START	START	START	START	START	XXX
11	JOHNSON, Cam	10/-	XXX	XXX	XXX	XXX	XXX	XXX	XXX	XXX	XXX	XXX
26	JOHNSON, Evan	10/-	XXX	XXX	XXX	XXX	XXX	XXX	XXX	XXX	XXX	XXX
90	JOHNSON, Ti.	6/3	START	XXX	XXX	START	XXX	START
36	KENWORTHY, A.	5/-	XXX	XXX	XXX	XXX	XXX	XXX
80	KING, Jamie	5/-	XXX	XXX	...	XXX	XXX	XXX
96	KRASNIQI, Tony	6/-	XXX	XXX	...	XXX	XXX	XXX	XXX
32	LAWRENCE, M.	10/8	START	START	START	START	XXX	START	XXX	START	START	START
20	LEMASTERS, W.	4/-	XXX	XXX	XXX	XXX
4D	MAKI, Cannon	6/-	XXX	XXX	XXX	XXX	XXX	XXX
42	MANN, Corey	3/-	XXX	XXX	XXX
79	MAYFIELD, Riley	10/10	START	START	START	START	START	START	START	START	START	START
0F	MCCLAINE, K.	10/10	START	START	START	START	START	START	START	START	START	START
41	MCDONALD, C.	10/6	START	START	START	XXX	START	START	XXX	XXX	XXX	START
23	MEANS, Connor	6/-	XXX	XXX	XXX	XXX	XXX	XXX
39	MOORE, Jameel	3/-	XXX	XXX	XXX
44	MOORE, Sid	6/1	START	XXX	XXX	XXX	XXX	...	XXX
30	MOORE, Trevor	10/-	XXX	XXX	XXX	XXX	XXX	XXX	XXX	XXX	XXX	XXX
60	MOSE, Sosaia	9/7	START	START	...	XXX	XXX	START	START	START	START	START
4	MUHAMMAD, K.	10/10	START	START	START	START	START	START	START	START	START	START
68	MUNDEN, Chett	2/-	XXX	XXX
71	MURRAY, Jordan	10/10	START	START	START	START	START	START	START	START	START	START
97	NOVIL, Dion	2/-	XXX	XXX
17	OZOUGWU, Joe	8/2	XXX	...	XXX	XXX	...	XXX	XXX	XXX	START	START
52	PAHINUI, Jevin	1/-	XXX
9C	PATTERSON, B.	6/-	XXX	XXX	XXX	XXX	XXX	XXX
88	PIRTLE, Jason	9/-	...	XXX	XXX	XXX	XXX	XXX	XXX	XXX	XXX	XXX
27	PRESTON, Ashton	10/7	START	START	XXX	START	START	XXX	START	START	START	XXX
24	ROBINSON, T.	10/-	XXX	XXX	XXX	XXX	XXX	XXX	XXX	XXX	XXX	XXX
0B	RUTHERFORD, O.	7/-	XXX	XXX	XXX	XXX	XXX	XXX	XXX
31	SANDERS, Makyle	8/-	XXX	...	XXX	XXX	XXX	XXX	XXX	XXX	...	XXX
19	SHANBOUR, Quinn	10/-	XXX	XXX	XXX	XXX	XXX	XXX	XXX	XXX	XXX	XXX
1	SMILEY, Turner	10/4	START	START	START	XXX	XXX	XXX	XXX	XXX	START	XXX
87	SMITH, Kelvin	10/10	START	START	START	START	START	START	START	START	START	START
21	SMITH, Nic	10/-	XXX	XXX	XXX	XXX	XXX	XXX	XXX	XXX	XXX	XXX
9A	STRAUBMUELLER, K	7/-	XXX	XXX	XXX	XXX	XXX	XXX	XXX
15	TAUAALO, T.J.	10/1	XXX	XXX	XXX	XXX	XXX	START	XXX	XXX	XXX	XXX
78	THOMAS, Jalen	9/-	XXX	...	XXX	XXX	XXX	XXX	XXX	XXX	XXX	XXX
25	TUCKER, Andrew	10/-	XXX	XXX	XXX	XXX	XXX	XXX	XXX	XXX	XXX	XXX
11	UMEAKUANA, N.	3/-	XXX	XXX	XXX
18	WHEELER, Joshua	7/6	...	XXX	START	START	START	START	START	START
3	WILSON, Jeffery	10/10	START	START	START	START	START	START	START	START	START	START
77	WOODWORTH, Elex	10/10	START	START	START	START	START	START	START	START	START	START
49	YOUNG, Roderick	10/10	START	START	START	START	START	START	START	START	START	START