



# North Texas Football

Assistant Athletic Director of Communications (Football contact): Jordan Stepp  
 Phone: (805) 551-8648 • Email: jordan.stepp@unt.edu

Website: MeanGreenSports.com • Facebook: Facebook.com/MeanGreenFB • Twitter: @MeanGreenFB • Instagram: @MeanGreenFB • #GMG • #NewDenton

## 2017 SCHEDULE

Overall: 6-3 • C-USA: 5-1

DATE	OPPONENT	TIME/RESULT
9/2	vs. Lamar ~ ESPN 3	W, 59-14
9/9	at SMU ~ ESPN 3	L, 54-32
9/16	at Iowa ~ ESPN 2	L, 31-14
9/23	vs. UAB*~ beIN SPORTS	W, 46-43
9/30	at Southern Miss*~ CUSA.TV	W, 43-28
10/14	vs. UTSA*~ CW33/ ESPN 3	W, 29-26
10/21	at Florida Atlantic*~ ESPN 3	L, 69-31
10/28	vs. Old Dominion*~ ESPN 3	W, 45-38
11/4	at Louisiana Tech*~ STADIUM	W, 24-23
11/11	vs. UTEP*~ ESPN 3	4 p.m.
11/18	vs. Army~ beIN SPORTS	5:30 p.m.
11/25	at Rice*~ ESPN 3	12 p.m.

\*Denotes Conference USA Contest, ~ Mean Green Sports Network (radio). All Game Times Listed in CT and are subject to change

## By The Numbers

# 35.9

Through 9 games, the Mean Green are averaging 35.9 points per game, which is second in C-USA. North Texas averaged 24.8 ppg in 2016, which was a jump of 9.6 from 2015 prior to Seth Littrell's arrival in Denton.

# 999


Senior RB Jeffery Wilson carried 20 times for 165 yards and two scores last week at La Tech and he now has 999 yards rushing on the season, which is a career-high for a single season.

# 13

Senior RB Jeffery Wilson scored his 12th and 13th rushing touchdowns of the season last week in the win at La Tech. Wilson now has 29 career rushing scores.

# 135

Senior K Trevor Moore has made 135 consecutive extra points heading into week 11, a school record. He is also holds the school record for most PATs made in a career.

@MeanGreenFB   

## North Texas

MEAN GREEN (6-3, 5-1 C-USA)



North Texas (6-3, 5-1 C-USA) returns to Denton for homecoming weekend and a date with Conference USA West division foe UTEP (0-9, 0-5 C-USA) Saturday at 4 p.m. CT at Apogee Stadium in Denton, Texas. North Texas has the opportunity to clinch the division and a spot in the C-USA Championship game with a win. The Mean Green came back to knock off Louisiana Tech on the road in Ruston last week, 24-23, while UTEP enters week 10 after a 30-3 loss at Middle Tennessee last week to drop their ninth straight game.

Saturday's game will be broadcast live on ESPN3 with Doug Anderson (pxp) and LaDarrin McLane (analyst) as well as on the radio on the Mean Green Sports Network with Dave Barnett (pxp) and Hank Dickenson (analyst).

## North Texas vs. UTEP

Date...Sat., Nov. 11 | 4 p.m. CT  
 Venue ..... Apogee Stadium  
 Location ..... Denton, Texas  
 Live Stats .. MeanGreenSports.com  
 Live Tweets ..... @MeanGreenFB  
 TV ..... ESPN3  
 Radio ..... KHYI 95.3 FM  
 ..... KNTU 88.1 FM  
 ..... KGAF 1580 AM  
 Series ..... UNT leads 14-8-3  
 Last Meeting .. UTEP 52, North Texas 24 on 11/26/16 in El Paso, Texas

## UTEP

MINERS (0-9, 0-5 C-USA)



## North Texas' Top Storylines, Streaks & Trends

### Next Up

The Mean Green remain in Denton to host Army on Nov. 18. That game kicks off at 5:30 p.m. CT from Apogee Stadium in Denton, Texas, and will be broadcast live on beIN Sport and the Mean Green Sports Network. It will be the third meeting between the two teams in 13 months. North Texas won at West Point last October (35-18) and the Black Knights won an overtime thriller in the Zaxby's Heart of Dallas Bowl last December.

### Mean Green Lead C-USA West

Following last week's 24-23 win at Louisiana Tech, the Mean Green enter Week 11 of the season alone atop the Conference USA's West division at 5-1, with an opportunity to clinch the division with a win Saturday against UTEP.

The Mean Green hold head-to-head tiebreakers over UAB, Southern Miss, UT San Antonio and Louisiana Tech (all have either two or three losses in conference play) by virtue of head-to-head wins. With two conference games remaining, North Texas controls its own destiny to reach the Conference USA Championship game.

Looking across the conference, the East division is being led by Florida Atlantic (5-0 in C-USA), the only conference foe to beat North Texas this season. The Owls travel to Ruston this week to battle Louisiana Tech before hosting FIU the following week and closing conference play in Charlotte against the 49ers.

FIU appears to be the Owl's primary challenger, since Florida Atlantic dispatched Marshall 30-25 last week, leaving the Herd with two losses in league play and on the wrong side of a head-to-head tiebreaker with the Owls. FIU is now 4-1 in conference play after holding off UTSA last week, 14-7 in Miami. Should the Panthers win out, FIU would hold a head-to-head tiebreak advantage over Florida Atlantic.

Should North Texas win the division, it would clinch their first-ever spot in the Conference USA Championship game. The Mean Green joined C-USA ahead of the 2013 season. The Mean Green's last conference title came as members of the Sun Belt in 2004.

## MEAN GREEN RECORD WATCH

## Single-Season Rushing Yards

1. Jamario Thomas, 2004	1,801
2. Patrick Cobbs, 2003	1,680
3. Lance Dunbar, 2010	1,553
4. Bernard Jackson, 1978	1,453
5. Lance Dunbar, 2009	1,378
6. Kevin Galbreath, 2002	1,298
7. Patrick Cobbs, 2005	1,154
8. Malcolm Jones, 1980	1,144
9. Kevin Galbreath, 2001	1,119
10. Lance Dunbar, 2011	1,115
- <b>Jeffery Wilson, 2017</b>	<b>999</b>

## Single-Season Rushing TDs

1. Patrick Cobbs, 2003	19
2. Jamario Thomas, 2004	17
Lance Dunbar, 2009	17
4. Jeffery Wilson, 2016	14
5. <b>Jeffery Wilson, 2017</b>	<b>13</b>
Lance Dunbar, 2010	13

## Career Rushing Yards

1. Lance Dunbar, 2008-11	4,224
2. Patrick Cobbs, 2001-05	4,050
3. Jamario Thomas, 2004-07	3,496
4. Ja'Quay Wilburn, 1997-2000	3,120
5. <b>Jeffery Wilson, 2014-pres.</b>	<b>2,989</b>

## Career Rushing TDs

1. Lance Dunbar, 2008-11	41
2. Patrick Cobbs, 2001-05	36
3. <b>Jeffery Wilson, 2014-pres.</b>	<b>29</b>
Scott Davis, 1987-90	29
5. Jamario Thomas, 2004-07	27

## Career 100-Yard Rushing Games

1. Patrick Cobbs, 2001-05	21
Lance Dunbar, 2008-11	21
3. Kevin Galbreath, 2001-02	15
4. Jamario Thomas, 2004-07	13
5. Bernard Jackson, 1978-79	12
Ja'Quay Wilburn, 1997-00	12
7. <b>Jeffery Wilson, 2014-pres.</b>	<b>11</b>

## Career Rushing Attempts

1. Patrick Cobbs, 2001-05	818
2. Lance Dunbar, 2008-11	782
3. Jamario Thomas, 2004-07	667
4. Ja'Quay Wilburn, 1997-00	647
5. Kevin Galbreath, 2001-02	580
6. Darrin Collins, 1986-89	544
7. Ken Washington, 1974-77	532
8. <b>Jeffery Wilson, 2014-pres.</b>	<b>523</b>

## Single-Season Passing Yards

1. Mitch Maher, 1994	3,103
2. Derek Thompson, 2013	2,896
3. Steve Ramsey, 1969	2,828
4. Giovanni Vizza, 2008	2,758
5. Derek Thompson, 2012	2,649
6. <b>Mason Fine, 2017</b>	<b>2,599</b>
7. Mitch Maher, 1993	2,595
8. Steve Ramsey, 1968	2,516

## Single-Season Passing TDs

1. Mitch Maher, 1994	26
2. Steve Ramsey, 1969	24
Steve Ramsey, 1968	24
Mitch Maher, 1993	24
5. Steve Ramsey, 1967	21
- <b>Mason Fine, 2017</b>	<b>18</b>

## Single-Season Pass Attempts

1. Giovanni Vizza, 2008	493
2. Steve Ramsey, 1969	414
3. Derek Thompson, 2013	390
4. Giovanni Vizza, 2007	383
5. Derek Thompson, 2012	372
6. Mitch Maher, 1994	370
7. Vidal Carlin, 1965	341
8. Steve Ramsey, 1968	332
9. Mitch Maher, 1993	324
10. <b>Mason Fine, 2017</b>	<b>317</b>

## Single-Season Completions

1. Giovanni Vizza, 2008	309
2. Derek Thompson, 2013	251
3. Mitch Maher, 1994	231
4. Giovanni Vizza, 2007	223
5. Derek Thompson, 2012	214
6. Riley Dodge, 2009	205
7. <b>Mason Fine, 2017</b>	<b>201</b>
8. Steve Ramsey, 1969	195

## Single-Season Pass Efficiency

1. Mitch Maher, 1994	190.89
2. Ken Washington, 1977	158.93
3. Scott Hall, 2003	153.43
4. <b>Mason Fine, 2017</b>	<b>145.34</b>
5. Mitch Maher, 1993	137.40

## Single-Season Completion Percentage

1. Riley Dodge (205-303), 2009	67.7
2. Derek Thompson (251-390), 2013	64.4
3. <b>Mason Fine (201-317), 2017</b>	<b>63.4</b>
4. Daniel Meager (107-169), 2007	63.3
5. Giovanni Vizza (309-493), 2008	62.7
6. Mitch Maher (231-370), 1994	62.4
7. Jordan Case (103-167), 1979	61.6
8. Rusty Hill (177-292), 1982	60.6
9. Riley Dodge (106-176), 2010	60.2
10. Mason Fine (155-263), 2016	59.4

## Career Passing Yards

1. Mitch Maher, 1991-94	8,519
2. Derek Thompson, 2009-13	7,447
3. Steve Ramsey, 1967-69	7,076
4. Scott Davis, 1987-90	6,923
5. Scott Hall, 2000-04	5,975
6. Giovanni Vizza, 2007-08	5,146
7. <b>Mason Fine, 2016-pres.</b>	<b>4,171</b>
8. Jason Mills, 1994-97	3,981

## Career Passing TDs

1. Steve Ramsey, 1967-69	69
2. Mitch Maher, 1991-94	67
3. Scott Hall, 2000-04	50
4. Derek Thompson, 2009-13	42
5. Scott Davis, 1987-90	41
6. Giovanni Vizza, 2007-08	32
Jason Mills, 1994-97	32
8. Vidal Carlin, 1965-66	25
9. <b>Mason Fine, 2016-pres.</b>	<b>24</b>

## Career Pass Attempts

1. Mitch Maher, 1991-94	1,149
2. Derek Thompson, 2009-13	1,055
3. Steve Ramsey, 1967-69	1,015
4. Scott Davis, 1987-90	922
5. Giovanni Vizza, 2007-08	876
6. Scott Hall, 2000-04	784
7. Jason Mills, 1994-97	697
8. Vidal Carlin, 1965-66	633
9. <b>Mason Fine, 2016-pres.</b>	<b>578</b>

## Career Completions

1. Mitch Maher, 1991-94	640
2. Derek Thompson, 2009-13	636
3. Giovanni Vizza, 2007-08	532
4. Scott Davis, 1987-90	519
5. Steve Ramsey, 1967-69	491
6. Scott Hall, 2000-04	422
7. <b>Mason Fine, 2016-pres.</b>	<b>356</b>
8. Jason Mills, 1994-97	337

## Career Pass Efficiency

1. Scott Hall, 2000-04	132.36
2. <b>Mason Fine, 2016-17</b>	<b>131.07</b>
3. Mitch Maher, 1991-94	128.56
4. Scott Davis, 1987-90	126.44
5. Derek Thompson, 2009-13	126.27

## Career Completion Percentage (min. 200)

1. Riley Dodge (311-481), 2008-10	64.7
2. <b>Mason Fine (356-578), 2016-17</b>	<b>61.6</b>
Jordan Case (218-354), 1977-79	61.6
4. Giovanni Vizza (532-876) 2007-08	60.7
5. Derek Thompson (636-1,055), 2009-13	60.3

## MEAN GREEN RECORD WATCH

## Career 200-Yard Passing Games

1. Mitch Maher, 1991-94	23
2. Steve Ramsey, 1966-69	20
Derek Thompson, 2009-2013	20
4. Giovanni Vizza, 2007-08	15
5. <b>Mason Fine, 2016-pres.</b>	<b>13</b>

## Consecutive 200-Yard Passing Games

1. Mitch Maher, 1994	10
2. Derek Thompson, 2012	8
3. <b>Mason Fine, 2016-pres.</b>	<b>6</b>
Giovanni Vizza, 2008	6
Steve Ramsey, 1969	6

## Career 300-Yard Passing Games

1. Derek Thompson, 2009-2013	7
2. Steve Ramsey, 1966-69	6
3. <b>Mason Fine, 2016-pres.</b>	<b>5</b>
4. Giovanni Vizza, 2007-08	4
Mitch Maher, 1991-94	4

## Single-Season Receiving Yards

1. Casey Fitzgerald, 2007	1,322
2. Barry Moore, 1969	1,130
John Love, 1966	1,130
4. Casey Fitzgerald, 2008	1,119
5. Barry Moore, 1968	1,053
6. David Brown, 1968	1,013
7. John Love, 1965	994
8. Marcus Camper, 1988	938
9. Marvin Walker, 1982	934
10. Ron Shanklin, 1969	874
- <b>Jalen Guyton, 2017</b>	<b>729</b>

## Single-Season Receiving TDs

1. Ron Shanklin, 1967	13
2. Casey Fitzgerald, 2007	12
3. David Brown, 1994	11
George Marshall, 2001	11
Marvin Walker, 1982	11
6. John Love, 1966	10
7. Johnny Quinn, 2004	9
Charlie Murray, 1978	9
9. Troy Redwine, 1995	8
10. <b>Jalen Guyton, 2017</b>	<b>7</b>
Five other players tied	7

## Career All-Purpose Yards

1. Breelan Chancellor, 2010-13	5,503
2. Lance Dunbar, 2008-11	5,375
3. Patrick Cobbs, 2001-05	5,222
4. Johnny Quinn, 2003-06	3,835
5. <b>Jeffery Wilson, 2014-pres.</b>	<b>3,732</b>
6. Jamario Thomas, 2004-07	3,670
7. Marcus Camper, 1985-88	3,562
8. Abner Haynes, 1957-59	3,322
9. Ja'Quay Wilburn, 1997-2000	3,299
10. Broderick McGrew, 1996-99	3,022

## Career Tackles

1. Byron Gross, 1987-90	386
2. Craig Robertson, 2006-10	381
3. Brad Kassell, 1998-01	365
Zach Orr, 2010-13	365
5. Lester Harper, 1980-83	362
6. Burks Washington, 1975-78	351
7. Lance White, 1983-86	325
- <b>Kishawn McClain, 2014-pres.</b>	<b>306</b>

## Single-Season PATs Made

1. Zach Paul 2013	48
2. Nick Bazaldua, 2003	44
3. Trevor Moore, 2016	41
4. Nick Bazaldua, 2003	37
Iseed Khoury, 1977	37
Keith Chapman, 1988	37
Trevor Moore, 2014	37
8. <b>Trevor Moore, 2017</b>	<b>36</b>
9. Jeremy Knott, 2009	35

## Career PATs Made

1. <b>Trevor Moore, 2014-pres.</b>	<b>135</b>
2. Nick Bazaldua, 2002-05	121
3. Keith Chapman, 1986-89	89

## Career PAT Percentage

1. <b>Trevor Moore, (135-135) 2014-pres.</b>	<b>100.0</b>
2. Iseed Khoury (69-70), 1975-77	98.5
3. Zach Paul (48-49), 2012-14	97.9
4. Keith Chapman (89-91), 1986-89	97.8

## Most Consecutive PATs Made

1. <b>Trevor Moore, 2014-pres.</b>	<b>135</b>
2. Keith Chapman, 1987-89	61
3. Iseed Khoury, 1975-77	60

## Single-Season FGs Made

1. Keith Chapman, 1989	19
2. Trevor Moore, 2014	15
Dennis Hopovac, 2006	15
4. Nick Bazaldua, 2004	14
Garrett Courtney, 1997	14
Jeff Graham, 1996	14
Keith Chapman, 1988	14
Keith Chapman, 1987	14
Whit Smith, 1980	14
10. <b>Trevor Moore, 2017</b>	<b>13</b>

## Career FGs Made

1. Keith Chapman, 1986-89	49
2. <b>Trevor Moore, 2014-pres.</b>	<b>46</b>
3. Nick Bazaldua, 2002-05	42
4. Zach Olen, 2010-13	32
5. Garrett Courtney, 1987-88	29

## Single-Season FG Percentage (min. 10)

1. Trevor Moore (15-17), 2014	88.2
2. Garrett Courtney (14-16), 1997	87.5
3. <b>Trevor Moore (13-15), 2017</b>	<b>86.7</b>
Zach Olen (13-15), 2010	86.7
5. Jason Ball (9-11), 1999	81.8

## Career FG Percentage

1. <b>Trevor Moore (46-59), 2014-pres.</b>	<b>78.0</b>
2. Jeff Graham (26-35), 1994-96	74.3
Garrett Courtney (29-39), 1997-98	74.3
4. Richard DeFelice (18-25), 1992-93	72.0
5. Dennis Hopovac (15-21), 2003-06	71.4

## Team Records

## Most Rushing TDs (Season)

1. 1951	33
2. 2013	31
3. 2003	28
4. 2009	27
5. 2016	24
1977	24
7. 2002	23
8. 1961	22
9. <b>2017</b>	<b>21</b>
2014	21
2004	21
1986	21
1980	21

## Most Rushing Yards (Season)

1. 1951	3,079
2. 1959	2,908
3. 1952	2,593
4. 1953	2,512
5. 2010	2,426
6. 2002	2,372
7. 1980	2,366
8. 2013	2,349
9. 1986	2,344
10. 1957	2,308
- <b>2017</b>	<b>1,657</b>

## Most Rushing Yards Per Game (Season)

1. 1959	290.8
2. 1951	279.9
3. 1952	259.3
4. 1953	251.2
5. 1986	234.4
6. 1957	230.8
7. 1980	215.0
8. 1961	210.9
9. 2010	202.1
10. 2002	197.6
- <b>2017</b>	<b>184.1</b>

# MEAN GREEN RECORD WATCH/NOTES

## Most Passing Yards Per Game (Season)

1. 1969	294.4
2. 2017	292.6
3. 1994	292.5
4. 2007	289.7
5. 1966	259.5

## Most Passing TDs (Season)

1. 1964	27
2. 1967	25
1968	25
1969	25
1966	25
- 2017	19

## Most Passing Attempts (Season)

1. 2007	553
2. 2008	493
3. 1982	454
4. 2016	449
5. 1969	447
- 2017	325

## Most Completions (Season)

1. 2007	330
2. 2008	309
3. 2009	277
4. 2016	261
5. 2013	261
- 2017	205

## Most Plays (Season)

1. 2013	951
2. 2007	934
3. 2008	884
4. 1980	878
5. 2016	875
- 2017	666

## Most Yards Total Offense (Season)

1. 2013	5,336
2. 2009	4,904
3. 2007	4,901
4. 1951	4,845
5. 2012	4,751
- 2017	4,290

## Most Yards Total Offense Per Game (Season)

1. 2017	476.7
2. 1969	421.0
3. 1951	420.2
4. 2013	410.5
5. 2009	408.7

## UNT Becomes Bowl Eligible

The Mean Green earned their sixth win of the season last week in a 24-23 victory at Louisiana Tech, which makes them bowl eligible. Though the six wins make the Mean Green eligible, it does not guarantee a bowl berth. Heading into Week 11, there are 71 Football Bowl Subdivision teams at or within one win of bowl eligibility and 25 more two wins away. With 80 bowl slots available this season, some six-win teams may be left without one.

\* Should the Mean Green be selected for a bowl game, it would mark the second straight year that North Texas will have gone bowling. The Mean Green made a bowl last season at 5-7 by virtue of not enough six-win programs and North Texas' exceptional APR score (Academic Progress Rate).

\* The last time the Mean Green went to bowls in consecutive season was 2003 and 2004, part of a run of four consecutive trips to the New Orleans Bowl (2001-04), which included three outright Sun Belt championships and a share of another.

## Score!

The Mean Green are averaging 35.9 points per game through nine games, which is second in Conference USA and 25th in the country.

\* North Texas averaged 24.8 ppg in 2016, taking an 11.1 ppg jump in 2017.

\* The Mean Green made a 9.6 ppg jump in 2016, head coach Seth Littrell's first season in Denton.

## That's Offensive

The Mean Green lead the conference in total offense, averaging 476.7 yards per contest, which ranks 18th nationally.

\* North Texas averaged 341.8 yards per game last season, which ranked 12th out of 13 teams in conference last season.

\* The Mean Green are averaging 6.44 yards per play, which ranks 23rd-best nationally.

\* North Texas ranked 117th nationally each of the previous two seasons (5.08 yards per play in 2016 and 4.56 yards per play in 2015). The 2013 team that won the Heart of Dallas Bowl at 9-4, finished 63rd in that category at

5.61 yards per play.

\* North Texas is averaging 74 plays per game in 2017, compared to 67 per game in 2016, Littrell's first year in Denton.

\* The Mean Green have surpassed 400 yards of offense in eight of their first nine games in 2017 and 500 yards on three occasions. North Texas had only five games in 2016 (in 13 games) that they went over 400 yards of total offense, none of which topped 500.

## First Downs

North Texas has posted 216 first downs over the first nine games, and their 24.0 first downs per game ranks best in Conference USA.

\* The Mean Green had 26 first downs last week in the win at Louisiana Tech.

\* The 216 first downs rank 19th in the country.

## Explosive Plays

The Mean Green had eight plays of 15-yards or more from scrimmage last week in the win at Louisiana Tech.

\* Sophomore quarterback Mason Fine (Locust Grove, Oklahoma) completed three passes of 15 yards or more, last week in the win over La Tech. Each of those were for 20 or more yards, including a touchdown pass of 22 yards in the third quarter to fellow sophomore and Oklahoman, Rico Bussey, Jr. (Lawton, Oklahoma). Fine connected with Bussey, Jr. for a touchdown for the fourth time in the last five games (going back to Sept. 30 at Southern Miss). Fine also hit sophomore Michael Lawrence (Sweetwater, Texas) and freshman Jaelon Darden (Houston) for 25-yard completions. Fine picked out Darden late in the second quarter on the Mean Green's field goal drive that started with 39 seconds to go in the half to pull within a touchdown at 17-10. Fine's pass to Lawrence came on the game-winning touchdown drive to move the Mean Green into Bulldog territory.

\* Fine has thrown 12 touchdown passes of 20 or more yards this season. (18 total)

\* Senior running back Jeffery Wilson (Elkhart, Texas) had seven runs of 10 or more yards last week, including the game-

**MEDIA AVAILABILITY FOR WEEK 11**

6	7	8	9	10	11	12
No Media Availability	Practice at Athletic Center 8:55 a.m.  Seth Littrell Press Conference 11:30 a.m.  Team Meeting Room, Ground floor of Athletic Center  Only day for player availability immediately following press conference	Practice at Athletic Center  Seth Littrell available for out of town media  No player availability	Walk through at Athletic Center  No player availability	Practice at Athletic Center  No player availability	Kickoff vs. UTEP at 4 p.m. CT	Player Conditioning at the Athletic Center

**NORTH TEXAS MEDIA SERVICES**

**Who to contact:**

**Jordan Stepp:** 940-369-8329 (Office)  
805-551-8648 (Cell)  
E-mail: jordan.stepp@unt.edu

**Eric Capper:** 940-565-2476 (Office)  
940-367-0727 (Cell)  
E-mail: eric.capper@unt.edu

**Practice Coverage**

Media has limited access to North Texas football practice. The media may view the period from 9:15-9:35 a.m. of practices on Tuesday and Wednesday. The remaining practice is closed to all media and fans.

**Credentials For Media**

Those wishing to cover North Texas must contact Jordan Stepp for credentials for home and away games.

**Tuesday Press Conference**

Head coach Seth Littrell's weekly media availability for local media will be conducted at a press conference on Tuesday in the Team Meeting Room on the bottom floor of the Athletic Center following practice around 11:25 a.m.

**Post-Practice Interviews**

Interviews following practice on Tuesday will be conducted only for requested players. **Requests for players should be made in advance through the athletic communications office by Monday at 12 p.m.** Special exemptions may be granted to those media wishing to interview a specific student-athlete before practice or on a different day at the discretion of the athletic communications office.

All out of town media with requests for Coach Littrell, assistant coaches or players must contact Jordan Stepp.

**Post-Game Interviews**

The North Texas locker room is closed to all members of the media. Head coach Seth Littrell and requested players will be available for interviews following a brief cooling off period. Postgame interviews at Apogee Stadium will be held in the team meeting room in the Athletic Center.



COLLEGEPRESSBOX.COM IS THE OFFICIAL MEDIA WEBSITE FOR DIVISION I FOOTBALL. ACCESS AND DOWNLOAD WEEKLY GAME NOTES, QUOTES, STATISTICS, MEDIA GUIDES, HEADSHOTS, LOGOS AND MORE FOR EACH CONFERENCE AND ITS MEMBER SCHOOLS. LOGIN INFORMATION WILL BE DISTRIBUTED TO ACCREDITED MEDIA OR YOU CAN APPLY FOR A PASSWORD BY SENDING AN E-MAIL TO PASSWORD@COLLEGEPRESSBOX.COM.

winning 14-yard touchdown with 6:04 left in the fourth quarter in the win at Louisiana Tech last week.

**Wilson Climbs Record Books**

Mean Green senior running back Jeffery Wilson (Elkhart, Texas), two-time Conference USA Player of the Week (weeks one and four), carried 20 times for 165 yards and two touchdowns last week in the at Louisiana Tech. Wilson is the conference's third-leading rusher at 111.0 yards per game, which also ranks 19th nationally. Wilson's 13 rushing scores are eighth-best in the nation and his 999 rushing yards also rank 19th-best in the country.

\* Wilson has 149 carries for 999 yards and 13 touchdowns this season through nine games and is on pace for 1,332 yards and 17 touchdowns over the course of a 12-game season. That would tie for second-best single season performance in program history in rushing touchdowns and sixth-best in rushing yards.

\* Wilson had two rushing scores last week during the win at La Tech when he scored from eight yards out in the first quarter and again with 6:04 to go in the fourth, to put North Texas ahead for good. Wilson has scored at least one rushing touchdown in nine of his last 10 games, dating back to the Zaxby's Heart of Dallas Bowl in 2016.

\* Wilson's 6.70 yards per carry ranks 15th-best in the nation and he is second in C-USA, behind Florida Atlantic's Devin Singletary (6.72).

\* His 211-yard performance in week four tied for the third-best in the nation that week.

\* Wilson has rushed for 2,989 yards in his career, which places him fifth in school history. He is 11 yards shy of becoming just

**NORTH TEXAS QUICK FACTS**

LOCATION .....	DENTON, TEXAS
FOUNDED .....	1890
PRESIDENT .....	DR. NEAL SMATRESK
ENROLLMENT .....	38,121
FOUNDED .....	1890
ATHLETIC DIRECTOR .....	WREN BAKER
NICKNAME .....	MEAN GREEN
COLORS.....	GREEN AND WHITE
HOME FIELD.....	APOGEE STADIUM
CAPACITY .....	30,850
SURFACE .....	ARTIFICIAL
FIRST YEAR OF FOOTBALL.....	1913
YEARS OF FOOTBALL.....	103
CONFERENCE.....	CONFERENCE USA
HEAD COACH.....	SETH LITRELL
OVERALL RECORD .....	11-11 (2ND SEASON)
RECORD AT NORTH TEXAS ...	11-11 (2ND SEASON)
PRIMARY OFFENSE .....	SPREAD
PRIMARY DEFENSE.....	MULTIPLE

**MEAN GREEN TEAM RECORD**

OVERALL.....	504-500-33
HOME .....	271-149-12
AWAY .....	230-344-21
NEUTRAL .....	3-6
SINCE DIV. I-A (1995) .....	92-175
APOGEE STADIUM RECORD .....	24-14

**VERSUS OTHER FBS CONFERENCES**

AAC .....	1-2
ACC .....	0-4
BIG EAST .....	0-1
BIG 12 .....	7-58
BIG 10 .....	1-3
CONFERENCE USA .....	50-70-1
INDEPENDENT.....	3-4
MID-AMERICAN .....	3-5
MOUNTAIN WEST .....	7-15
PAC-12.....	2-4
SEC.....	3-37
SUN BELT.....	41-46
WAC.....	34-75-2

**CURRENT TEAM STREAKS**

WINS .....	2
HOME WINS.....	5
AWAY WINS.....	1
C-USA WINS .....	1
LOSSES .....	0
HOME LOSSES.....	0
AWAY LOSSES.....	0
NON-CONFERENCE WINS .....	0
NON-CONFERENCE LOSSES .....	2

**THE MEAN GREEN**

ALL NORTH TEXAS ATHLETIC TEAMS ARE REFERRED TO AS "NORTH TEXAS" AND THE "MEAN GREEN." **DO NOT** USE THE TERMS "NORTH TEXAS STATE," OR "EAGLES", TO DESCRIBE A NORTH TEXAS ATHLETIC TEAM.

**MEAN GREEN'S RECORD IN 2017 WHEN:**

LEADING AT THE HALF.....	3-1
TRAILING AT THE HALF.....	3-2
TIED AT THE HALF.....	0-0
LEADING AFTER THREE QUARTERS.....	3-0
TRAILING AFTER THREE QUARTERS.....	3-3
TIED AFTER THREE QUARTERS.....	0-0
SCORING FIRST.....	4-2
OPPONENT SCORES FIRST.....	2-1
RUNNING MORE PLAYS THAN OPPONENT..	5-0
OPPONENT RUNS MORE PLAYS.....	1-3
SAME NUMBER OF PLAYS.....	0-0
COMMITTING MORE TURNOVERS.....	2-2
COMMITTING LESS TURNOVERS.....	3-0
TURNOVERS ARE EVEN.....	1-1
COMMITTING AT LEAST TWO TURNOVERS..	3-3
WINNING TIME OF POSSESSION.....	4-2
OPPONENT WINS TIME OF POSSESSION....	2-1
RUNNING 70 OR MORE OFF. PLAYS.....	5-2
RUNNING LESS THAN 70 OFF. PLAYS.....	1-1
RUSHING FOR 150 YARDS OR MORE.....	5-0
RUSHING FOR LESS THAN 150 YARDS.....	1-3
PASSING FOR 200 YARDS OR MORE.....	6-2
PASSING FOR LESS THAN 200 YARDS.....	0-1
PASSING % IS OVER 55%.....	5-3
PASSING % IS LESS THAN 55%.....	1-0
THIRD DOWN CONV. IS OVER 40%.....	5-1
THIRD DOWN CONV. IS LESS THAN 40%....	1-1
THIRD DOWN CONV. IS 40%.....	0-1
GAINING MORE TOTAL YARDS THAN OPP..	6-0
GAINING LESS TOTAL YARDS THAN OPP....	0-2
PLAYING AT HOME.....	4-0
PLAYING ON THE ROAD.....	2-3
PLAYING ON NATURAL GRASS.....	0-1
PLAYING ON ARTIFICIAL SURFACE.....	6-2

**UNDER HEAD COACH SETH LITRELL:**

LEADING AT THE HALF.....	7-1
TRAILING AT THE HALF.....	4-10
TIED AT THE HALF.....	0-0
LEADING AFTER THREE QUARTERS.....	7-0
TRAILING AFTER THREE QUARTERS.....	3-11
SCORING FIRST.....	6-3
OPPONENT SCORES FIRST.....	5-8
RUNNING MORE PLAYS THAN OPPONENT..	7-3
OPPONENT RUNS MORE PLAYS.....	4-8
SAME NUMBER OF PLAYS.....	0-0
COMMITTING MORE TURNOVERS.....	4-6
WINNING TURNOVER MARGIN.....	5-2
TURNOVERS ARE EVEN.....	2-3
COMMITTING AT LEAST TWO TURNOVERS..	5-7
WINNING TIME OF POSSESSION.....	6-3
OPPONENT WINS TIME OF POSSESSION....	5-8
RUNNING 70 OR MORE OFF. PLAYS.....	8-5
RUNNING LESS THAN 70 OFF. PLAYS.....	3-6
RUSHING FOR 150 YARDS OR MORE.....	9-1
RUSHING FOR LESS THAN 150 YARDS.....	2-10
RUSHING FOR 200 YARDS OR MORE.....	6-0
PASSING FOR 200 YARDS OR MORE.....	9-7
PASSING FOR LESS THAN 200 YARDS.....	2-4
PASSING % IS OVER 55%.....	7-8
PASSING % IS LESS THAN 55%.....	4-3
THIRD DOWN CONV. IS OVER 40%.....	7-4
THIRD DOWN CONV. IS LESS THAN 40%....	3-5
THIRD DOWN CONV. IS 40%.....	1-2
SCORING 20 POINTS OR MORE.....	11-6
SCORING 30 POINTS OR MORE.....	8-3
SCORING 40 POINTS OR MORE.....	6-0
HOLDING OPP. TO 10 POINTS OR LESS.....	0-0
HOLDING OPP. TO 20 POINTS OR LESS.....	3-0
GAINING MORE TOTAL YARDS THAN OPP..	8-1
GAINING LESS TOTAL YARDS THAN OPP....	3-9
PLAY AT HOME.....	7-3
PLAYING ON THE ROAD.....	4-7
NEUTRAL SITE.....	0-1

the fifth player in school history to reach 3,000 career rushing yards.

\* Wilson is 131 yards from Ja'Quay Wilburn's (1997-00) fourth spot.

\* Wilson has 523 career carries after his 20 totes last week at La Tech, which ranks eighth in school history in that category and is nine carries behind Ken Washington (1974-77) for seventh and 21 behind Darrin Collins (1986-89) for sixth place.

\* Last season Wilson finished with 169 carries for 936 yards and 14 touchdowns, which were career highs for a single season in just 11 games.

**Fine Leading Mean Green Offense**

Sophomore quarterback Mason Fine (Locust Grove, Oklahoma) completed 23-of-37 passes for 211 yards and one touchdown with an interception last week in the win at Louisiana Tech. Fine has completed 201-of-317 passes (63.4 percent) for 2,599 yards with 18 touchdowns and nine interceptions.

\* Fine is now sixth in program history for most passing yards in a single season after passing Giovanni Vizza's 2007 season (2,388 yards), Scott Davis' 1988 season (2,409) and Mitch Maher's 1993 season (2,595) last week with his 211-yard performance at La Tech. Fine trails Derek Thompson's 2012 season total by 50 yards for the five spot, Vizza's 2008 season by 159 yards for fourth, Steve Ramsey's 1969 season by 229 yards for third and Thompson's 2013 campaign by 297 yards for second place.

\* Fine is on pace to throw for 3,465 yards and 24 touchdowns in a 12-game season, which would put him first in program history in passing yards and tie for second in single-season passing touchdowns with Steve Ramsey's 1968 and 1969 seasons, as well as Mitch Maher's 1993 season.

\* Fine surpassed 4,000 yards passing for his career in the win at La Tech last week, becoming the seventh North Texas quarterback to hit that milestone.

\* Fine is in seventh place in program history in career passing yards (4,171) with his 211-yard performance last week in the win at La Tech. Fine is 975 yards behind the sixth spot, held by Giovanni Vizza (2007-08).

\* Fine is also seventh in program history in

career completions (356) after passing Jason Mills (1995-97) last week. Fine trails Scott Hall (2000-04) by 66 completions heading into this week's game against UTEP.

\* Fine is in ninth place in school history for his career in passing attempts. The sophomore has 578 through 19 games, and trails Vidal Carlin (1965-66) by 55 attempts for eighth.

\* Fine is in second in Conference USA in passing yards per game (288.8), in passing yards (2,599) and is tied for the league-lead in passing touchdowns (18).

\* He has thrown for multiple touchdowns in a game six times this year (each of the first two weeks, vs. Lamar, and at SMU, vs. UAB, at Southern Miss, vs. UTSA and at Florida Atlantic).

\* Fine's 18 touchdown passes through nine games surpass his output from 10 games last season (six). The 18 touchdown passes also rank 23rd in the nation.

\* His 145.34 pass efficiency rating is also second-best in the conference.

\* Fine's 424-yard performance in week two at SMU was the sixth-best in program history and the best since Giovanni Vizza threw for 478 against Navy in 2007. Fine is one of eight players in Mean Green history to have thrown for 400 yards or more in a game.

**Single-Game Passing Yards**

1. Daniel Meager vs. SMU, 2007 601
2. Steve Ramsey vs. La.-Lafayette, 1969 495
3. Mitch Maher vs. SFA, 1994 486
4. Giovanni Vizza vs. Navy, 2007 478
5. Steve Ramsey vs. Cincinnati, 1968 433
- 6. Mason Fine at SMU, 2017 424**

\* Fine's 424-yard performance at SMU remains the most passing yards in a single game this season in Conference USA.

\* After his 211-yard performance last week in the win at La Tech, Fine has 13 200-yard passing games in his career, which is the fifth-most in school history. He trails Giovanni Vizza (2007-08) for fourth, who had 15.

\* Fine has thrown for 200-plus yards in six straight games, dating back to the win over UAB on Sept. 23.

## 2017 Conference USA Standings

	CONFERENCE			OVERALL		
	W	L	PCT.	W	L	PCT.
<b>EAST</b>						
Florida Atlantic	5	0	1.000	6	3	.667
FIU	4	1	.800	6	2	.750
Marshall	3	2	.600	6	3	.667
WKU	3	2	.600	5	4	.556
Middle Tennessee	2	3	.400	4	5	.444
Old Dominion	1	4	.200	3	6	.333
Charlotte	1	4	.200	1	8	.111
<b>WEST</b>						
<b>North Texas</b>	<b>5</b>	<b>1</b>	<b>.833</b>	<b>6</b>	<b>3</b>	<b>.667</b>
UAB	4	2	.667	6	3	.667
Southern Miss	3	2	.600	5	4	.556
UTSA	2	3	.400	5	3	.625
LA Tech	2	3	.400	4	5	.444
Rice	1	4	.200	1	8	.111
UTEP	0	5	.000	0	9	.000

### Big-Play J-G

Redshirt sophomore wide receiver Jalen Guyton (Allen) caught a team-high five passes for 37 yards in the win at Louisiana Tech last week.

\* Guyton was recently added to the Biletnikoff Award Watch List.

\* Guyton was named Conference USA co-Offensive Player of the Week for his performance on Sept. 30 at Southern Miss. Guyton's 14 catches (and 211 yards) were the most in a single game for the Mean Green since Carlos Harris' 15 grabs for 216 yards against Southern Miss in 2014. It is also the most catches by anyone in C-USA this year.

\* Guyton's 211 yards were the ninth-most in a single game in school history and the 14 catches tied several players for fourth-most in school history in a single game.

\* Guyton leads the team in receiving yards with 729 on a team-high 44 catches (16.6 yards per catch), and has seven touchdowns.

\* Guyton's seven receiving touchdowns through nine games would have been the highest touchdown total for a Mean Green receiver in 2016 (six players tied for the team lead with two).

\* He is tied for the conference lead in touchdown grabs, which also is 21st

nationally.

\* Guyton is averaging 81.0 yards per game receiving, which is third-best in C-USA.

\* His 729 receiving yards are third-most in C-USA.

\* Guyton is averaging 4.9 catches per game, which ranks sixth in C-USA.

\* Guyton began his career at Notre Dame before transferring to Trinity Valley Community College.

\* Guyton caught 45 passes for 968 yards and 12 touchdowns in 2016 at Trinity Valley.

### Moore, Moore, Moore

Senior kicker Trevor Moore holds the school record for most consecutive made extra points, and recently set the record for most career PATs (135). The Edmond, Oklahoma, native pushed his school record to 135 straight made PATs after going 3-for-3 last week in the win at Louisiana Tech. Moore has never missed an extra point attempt in his career. Moore broke the record of 61 straight that was previously held by Keith Chapman (1987-89) last season.

\* Moore converted his only field goal attempt last week in the win at La Tech, connecting from 48 yards out to equal a season-long. Moore is 13-of-15 on field goals this season.

\* Moore has one Conference USA Special Teams Player of the Week honor this season, after converting on all four field goals, all four extra points, posting five touchbacks and he even recovered a fumble on the final play of the game against UAB in week four.

\* Moore sits atop eight statistical categories in school history. In addition to field goal percentage in a single season and career and most consecutive extra points made, Moore also is the leader in extra point percentage in a single season and career (100 percent), extra points made in a single game (11 against Nicholls in 2014) and field goals made in a single game (five against SMU in 2014). His 135 extra points made are the most in school history, after passing Nick Bazaldua's (2002-05) 121 earlier this season.

\* Moore ranks in the top three in three other North Texas statistical categories, and is tied for third among active Football Bowl Subdivision kickers in consecutive extra points made. The senior aims to wrap his career as the most decorated kicker in school history.

### Most Consecutive Extra Points Made (active NCAA FBS kickers)

1. Daniel Carlson, Sr., Auburn – 182
2. Sean Nurenberger, Sr., Ohio State – 154
3. **Trevor Moore, Sr., North Texas – 135**  
Aaron Medley, Sr., Tennessee – 135

**Bussey Keeps Making Plays**

Sophomore wide receiver Rico Bussey, Jr. (Lawton, Oklahoma) made his fourth touchdown catch of the season, and fourth in his last five games, last week in the win at Louisiana Tech. Bussey, Jr. caught a 22-yard strike from fellow Oklahoman sophomore Mason Fine (Locust Grove, Oklahoma) in the third quarter.

\* Bussey, Jr. has 22 catches for 283 yards and four touchdowns on the season.

**Block That Kick!**

North Texas ranks second nationally with three blocked punts this season, tied with Texas A&M and Arizona State. Utah State leads the nation with four. The Mean Green

**Muhammad Leading The Way**

Sophomore safety Khairi Muhammad (Dallas) posted seven tackles last week in the win at Louisiana Tech.

\* Muhammad is the team-leader in tackles with 74 total tackles (41 solo) with a sack, three tackles for loss, a forced and recovered fumble and a pass break-up.

\* His 8.2 tackles per game are ninth-best in Conference USA.

**#TheStandard**

Sophomore wide receiver Michael Lawrence (Sweetwater, Texas) caught four passes for a team-high 47 yards last week in the win at Louisiana Tech, and is second on the team in receptions with 40, for 529 yards and two touchdowns (13.2 yards per catch).

\* Lawrence is averaging 4.4 catches per game, which is tied for ninth in Conference USA, and is averaging 58.8 yards per game, ranking ninth in the conference.

\* He caught just one pass for 16 yards as a true freshman last year.

**McClain Surpasses 300**

A preseason All-Conference USA selection for the second consecutive year, senior safety Kishawn McClain (Rosenberg, Texas) garnered second team All-Conference honors in 2016 in Conference USA. For the second straight season, McClain led the team in tackles with 91 (67 solo) to go along with one-and-a-half sacks, five tackles for loss, three interceptions, two forced fumbles and three pass break-ups in 13 appearances.

\* McClain recorded a team-high eight tackles last week in the win at Louisiana Tech and has a total of 66 stops (3.5 for loss), a forced fumble, an interception and two pass break-ups in 2017.

\* McClain has 306 career tackles for the Mean Green. He is 19 tackles shy of Lance White (1983-86) for seventh on the program's all-time tackles list.

\* McClain has 39 tackles in his last four games dating back to the win over UT San Antonio.

\* McClain had double-digit tackles four different times in 2016 and has done it twice thus far in 2017.

**Ejiya Keeps Making Stops**

Redshirt junior linebacker E.J. Ejiya (Blaine, Minnesota) recorded six tackles last week in the win at Louisiana Tech. He has a team-high 4.5 sacks on the season.

\* Ejiya is second on the team with 73 total tackles, and a team-high 7.5 tackles for loss.

\* Ejiya has had double-digit tackles three times this season (in three of his last five games) dating back to the win at Southern Miss on Sept. 30.

\* Ejiya also leads the team in sacks, with 4.5. Those 4.5 are the first of Ejiya's Mean Green career.

\* Ejiya's 4.5 sacks are tied for sixth in Conference USA.

**Young(er) Than Yesterday**

Junior defensive lineman Roderick Young (Spring, Texas) posted a season-best five tackles, a sack and a career-high three tackles for loss in the win at Louisiana Tech last week.

\* Young now has 29 tackles on the season, 5.5 for loss, 2.0 sacks and seven quarterback hurries in nine starts.

**Ozougwu Busts Out**

Redshirt freshman linebacker Joe Ozougwu (Alief, Texas) earned his first career start last week in the win at Louisiana Tech and didn't disappoint. Filling in for Joshua Wheeler (Grand Prairie, Texas), Ozougwu had a career-high seven tackles, a half sack (the first of his career) and forced a fumble.

\* His seven-tackle performance was one more tackle than he had coming into the game.

**Starting Fast At Home**

North Texas has won all four of its home games in 2017 and a lot of that can be attributed to their quick starts at Apogee Stadium. The Mean Green have scored on their first two possessions in each of those four games, three of which were by virtue of back-to-back touchdown drives to open the game.

**Quick-Strike Offense**

North Texas can score, and it can score quickly. The Mean Green have 15 touchdown drives this season of two minutes or less.

\* North Texas just missed their 16th such drive of the season last week in the win at Louisiana Tech, posting a 2:01 touchdown drive that culminated with 22-yard scoring toss from sophomore quarterback Mason Fine (Locust Grove, Oklahoma) to sophomore receiver Rico Bussey, Jr. (Lawton, Oklahoma).

**Cardiac Kids**

Following the 24-23 win at Louisiana Tech the Mean Green are 4-0 in 2017 in games decided by seven points or less. They were 2-1 in such games last season.

The win last week at La Tech marked the fourth time North Texas has won this season when the Mean Green were either tied or trailing in the fourth quarter.

**Win The Third Quarter**

The Mean Green outscored Louisiana Tech 7-3 in the third quarter in last week's win, which was key to bringing North Texas back into the game. The Mean Green had been outscored in third quarters in six of its first eight games before turning the tables in Ruston. They have been outscored 87-61 in third stanzas this season.

**Fourth Quarter Team**

North Texas has outscored its opponents 85-58 in fourth quarters this season, including 7-3 last week in the win at Louisiana Tech.

**Conference Success**

With its fifth conference win coming last week at Louisiana Tech, the Mean Green have their most conference wins since the 2013 season, when they finished 6-2 in



Conference USA on their way to a Heart of Dallas Bowl victory.

### Red Zone Success

North Texas has scored on 92 percent of its red zone chances this season (29-of-32) with 23 touchdowns. The red zone scoring percentage ranks 21st in the nation.

### Littrell's Second Year Boost

Prior to his arrival in Denton Littrell was an offensive coordinator in three stops throughout his career. Each time his offense hit year two, there was an uptick in total offense and points per game. That is certainly the plan for the Mean Green offense, which was much improved in Littrell's first season at the helm.

\* Through nine games of year two in Denton, Littrell's team is averaging 35.9 points per game and they hung 59 on Lamar in the season-opener, the most points scored under Littrell. The Mean Green have topped 40 points on four occasions this season after doing so twice in 2016.

\* The Mean Green also posted a school-record 668 yards of total offense (436 on the ground) in week one and are averaging 476.7 yards of total offense per game (18th-best in the nation and best in Conference USA).

\* When Littrell took over as co-offensive coordinator at Arizona, the Wildcats ranked 53rd nationally in scoring at 28.2 points per game, 24th in total offense (439.4 per game) and ninth in passing yardage (307.7 per game). Year two saw the Arizona offense score 2.6 points per game more (30.8), and the team improved to the third-best team in the country in terms of passing yardage (370.8 yards per game), as well as a 37-spot improvement in total offense (465.2).

\* At Indiana in 2012, the Hoosier offense finished 51st in scoring offense (30.8 points per game), 17th in passing offense (311.2) and 34th in total offense (442.0). The Hoosiers then spiked all the way up to 16th nationally in scoring (38.4 points per game), increasing their output by 7.6 points each game. The passing yards per game actually decreased in 2013, however the total offensive output increased by 66.5 yards per game, and finished ninth in the nation in that category.

\* At North Carolina the Tar Heels ranked

36th nationally in scoring offense at 33.2 points per game in 2014, while posting 429.8 yards per game of total offense (45th best in the country) and 278.4 yards per game in passing offense (27th in the nation). In 2016, the Heels improve immensely in one of the program's most successful seasons in its history. North Carolina went 11-1 before Littrell's was hired by the Mean Green on the day of the ACC Championship game. An 8.9 points per game jump (41.2 through 12 games) saw the Heels rank 11th in the country at that time. A 65.9 yards per game increase in total offense saw North Carolina leap 29 spots in the national rankings to 16th. Like his second-year squad in Bloomington, Littrell's offense saw a more balanced attack, achieving that total offensive bump with a slightly decreased production in passing yardage per game.

### Tough Sledding

There are six teams that reached bowl games a year ago on the Mean Green's 2017 schedule; Iowa, Southern Miss, UT San Antonio, Old Dominion, Louisiana Tech and Army.

\* After winning 24-23 at Louisiana Tech last week, the Mean Green are 4-1 against such opponents (lost to Iowa on Sept. 16, also beat Southern Miss on Sept. 30, UTSA on Oct. 14 and Old Dominion on Oct. 28).

### Halftime Leads (Usually) Equal Success

North Texas is 7-1 under head coach Seth Littrell in games where they lead at halftime after winning in last week over Old Dominion. North Texas held a 35-23 halftime lead over the Monarchs and are 3-1 when leading at the half in 2017.

\* The only loss came after failing to hold on to a 14-10 lead at Iowa on Sept. 16.

\* Conversely, they are 4-10 when trailing at the break. The four wins in Littrell's tenure when trailing at the half came last week at Louisiana Tech (trailed 17-10), on Oct. 14 against UT San Antonio (trailed 17-16), on Sept. 30 with a win at Southern Miss (trailed 21-17) and against Rice in 2016 (trailed 17-14).

### Home Cooking

North Texas is 7-3 at home during the Seth Littrell era after a 45-38 win over Old Dominion two weeks ago. North Texas is 4-0 at Apogee Stadium in 2017.

\* The Mean Green have won each of their last five home games, dating back to last season, when North Texas beat Southern Miss on Nov. 19, 2016.

### What's The Rush?

North Texas added two more touchdowns on the ground last week in the win at Louisiana Tech, giving the Mean Green 21 in 2017. They scored 24 rushing touchdowns in 2016.

\* The 21 touchdowns on the ground equals the eighth-most in a single season in Mean green history.

\* North Texas has the third-most rushing touchdowns in Conference USA.

\* Prior to Littrell's arrival, the Mean Green reached the end zone only seven times that way in 2015.

### #LetItFly

North Texas is second in Conference USA in passing yards per game, at 291.7. (Western Kentucky leads the way at 314.4 yards per game). North Texas has the 20th-ranked passing offense in the country.

\* The Mean Green also rank second in the conference in passing efficiency, at 144.8.

\* North Texas has thrown 19 passing touchdowns, which leads C-USA.

\* The Mean Green are averaging 8.10 yards per pass through eight games in 2017, which leads C-USA and ranks 27th in the country, compared to 6.0 yards per pass in 2016.

### O-Line Improvement

North Texas has allowed just 18 sacks in its first nine games (2.00 per game). Last season, North Texas surrendered 43 (3.31 per game).

### Third Down Improvement

North Texas struggled in the early stages of 2017 on third downs on both sides of the ball. They have been much-improved offensively lately and continued that trend last week, converting on 9-of-15 tries against Louisiana Tech in a win.

\* Offensively, North Texas is 55-for-127 (43.3 percent) on third downs. That is fourth in Conference USA.

\* Defensively, opponents have converted 66-of-148 third downs (44.6 percent), which

ranks 10th in C-USA.

### Turnover Margin

The Mean Green are minus-seven in 2017 in turnover differential after turning it over once last week in the win at Louisiana Tech. Last season North Texas was plus-one.

### Harrell Moves Upstairs

Offensive coordinator Graham Harrell has transitioned from an on-field position up into the press box for his second year in charge of the Mean Green offense.

### What's In A (Nick) Name?

Four defensive players in Denton have some pretty interesting nicknames. Redshirt junior defensive tackle Ulaiasi Tauaalo (Keller, Texas) is affectionately known as Toala Bear, sophomore defensive lineman LaDarius Hamilton (Corrigan, Texas) goes by Hambone, senior linebacker Joshua Wheeler (Grand Prairie, Texas) is nicknamed Earl and freshman safety Tyreke Davis (Denton) is known by his teammates simply, as Denton.

### Texas-Made

There are currently 84 players on the North Texas roster who are from the state of Texas. 28 players are not from the Lone Star State, and the next highest representation comes from the north in Oklahoma, with nine.

### Leadership Council

The Mean Green selected 12 members to their 2017 leadership council ahead of fall camp and the members are:

Sr. S Kishawn McClain (Rosenberg, Texas)  
 Sr. DB Dee Baulkman (Bainbridge, Georgia)  
 Soph. DE LaDarius Hamilton (Corrigan, Texas)  
 Jr. DL Roderick Young (Spring, Texas)  
 RS Sr. DE Andy Flusche (Muenster, Texas)  
 Sr. DE Tillman Johnson (Round Rock, Texas)  
 Sr. K Trevor Moore (Edmond, Oklahoma)  
 Jr. OL Jordan Murray (Coppell, Texas)  
 RS Soph. RB Christian Hosley (San Antonio)  
 Sr. RB Jeffery Wilson (Elkhart, Texas)  
 RS Jr. QB Quinn Shanbour (Oklahoma City)  
 RS Soph. WR Jalen Guyton (Allen, Texas)

### New Faces/Enhanced Roles On Coaching Staff

North Texas had some attrition on the coaching staff following their successful 2016 season, as three were hired away by schools in the power five conferences. Key staff changes and additions for 2017 are listed below:

**Defensive coordinator** – Troy Reffett (was co-defensive coordinator in 2016)

**Offensive line coach** – Chuck Langston (was offensive coordinator at Lamar in 2016)

**Linebackers coach** – Jeff Koonz (was co-defensive coordinator/linebacker coach at Cincinnati in 2016)

**Defensive line coach** – Marc Yellock (was defensive line coach at East Carolina in 2015)

**Special Teams coordinator** – Marty Biagi (was special teams analyst at Notre Dame in 2016)

**Quality Control** – Tashard Choice (volunteer with the Mean Green in 2016)

**GA (defense)** – Kenny Buyers (played for the Mean Green from 2012-16)

**GA (offense)** – Herschel Sims (volunteer with the Mean Green in 2016)

**GA (offense)** – J.D. Perkins (intern/analyst with North Carolina in 2016)

### Awards Watch

**Biletnikoff Award** – Redshirt sophomore wide receiver Jalen Guyton was named to the 2017 watch list for the Biletnikoff Award, presented to the nation's best receiver. Guyton was added to the list on Oct. 18 after his strong start to 2017.

**Paycom Jim Thorpe Award** – Senior safety Kishawn McClain is on the 2017 watch list for the Thorpe Award, presented to the best defensive back in the country.

**Campbell Trophy** – Redshirt senior defensive end Andy Flusche is a semifinalist for the Campbell Trophy, the NFF announced earlier this week.

**Wuerffel Award** – Redshirt senior defensive end Andy Flusche is on the 2017 watch list for the Wuerffel Award, presented to the Football Bowl Subdivision player that best combines exemplary community service with athletic and academic achievement.

**NFF National Scholar Athlete Award** – Flusche is also on the watch list for the NFF National Scholar Athlete Award. The NFF Awards Committee will select a scholar-athlete class from all divisions of football, granting each winner \$18,000 towards postgraduate studies. Each class member will also be named a finalist for the prestigious William V. Campbell Trophy®, awarded to the nation's top scholar-athlete.

**Earl Campbell Tyler Rose Award** – Senior running back Jeffery Wilson is on the 2017

watch list for the Earl Campbell Tyler Rose Award, presented annually to the nation's outstanding Division I college offensive player who is either born in Texas, has graduated from a Texas high school or plays at a Texas-based junior college or four-year college. The player must also exhibit the enduring characteristics that define Earl Campbell, including integrity, performance, teamwork, sportsmanship, community, and tenacity. The award honors the legacy of Texas legend Earl Campbell and recognizes his home community of Tyler, Texas.

### Tech Ties

Wide receivers coach Joel Filani was teammates at Texas Tech with North Texas offensive coordinator and former Red Raider quarterback Graham Harrell for two seasons. During their two years together, Mean Green head coach Seth Littrell was the running backs coach in Lubbock.

### #NFLMeanGreen

There are currently three former Mean Green players on National Football rosters; linebacker Craig Robertson (New Orleans Saints), fullback Jamize Olawale (Oakland Raiders) and running back Lance Dunbar (Los Angeles Rams). Be sure to follow along with their progress throughout the NFL regular season with weekly updates from MeanGreenSports.com each Tuesday.

### Follow @MeanGreenFB On Social Media

Be sure to follow Mean Green football on all of our social channels. Follow @MeanGreenFB on both Twitter and Instagram for inside looks at the program, and head to Facebook.com/MeanGreenFB for additional coverage throughout the remainder of the year.

# JEFFERY WILSON



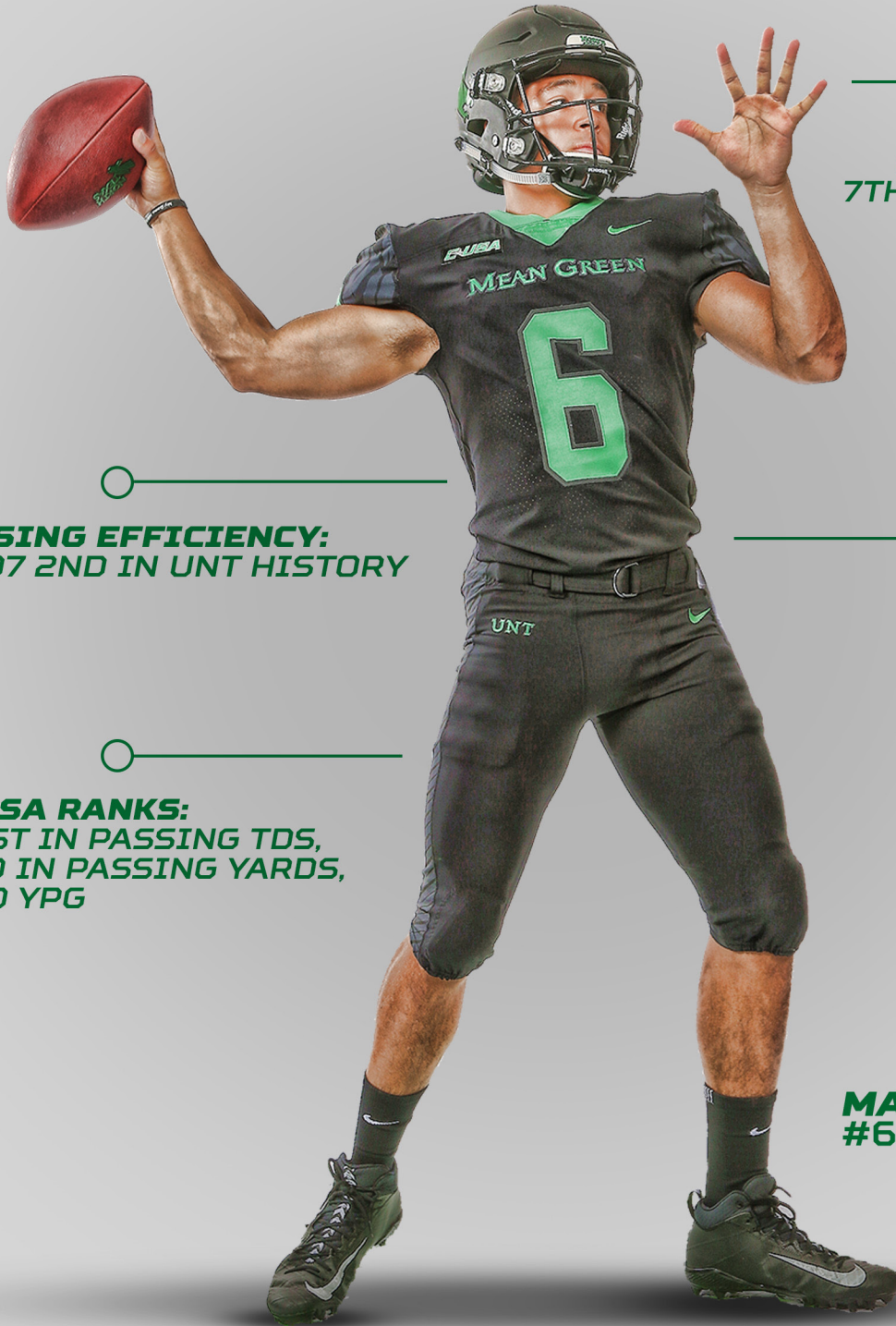
**2017: 149 ATT, 999 YDS, 6.7 YPC, 13 TDs**

**2,989 TOTAL RUSH YDS: 5th IN UNT HISTORY**

**29 TOTAL RUSH TDs: T3RD IN UNT HISTORY**

**#NewDenton**

201 OF 317 ATT, 2,599 YDS, 18 TDS



**4,171 CAREER  
PASSING YARDS,  
7TH IN UNT HISTORY**

**PASSING EFFICIENCY:  
131.07 2ND IN UNT HISTORY**

**24 CAREER  
PASSING TDS,  
9TH IN UNT  
HISTORY**

**C-USA RANKS:  
T-1ST IN PASSING TDS,  
2ND IN PASSING YARDS,  
AND YPG**

**MASON FINE  
#6 QB**



## The Last Time North Texas...

### Scoring

Scored 30 or more points.....	45 vs. Old Dominion (10/28/17)
Scored 40 or more points.....	45 vs. Old Dominion (10/28/17)
Scored 50 or more points.....	59 vs. Lamar (9/2/17)
Scored 60 or more points.....	77 vs. Nicholls (9/20/14)

### Total Offense

Had more than 400 total yards.....	415 at Louisiana Tech (11/4/17)
Had more than 450 total yards.....	460 vs. Old Dominion (10/28/17)
Had more than 500 total yards.....	540 at Southern Miss (9/30/17)
Had more than 600 total yards.....	668 vs. Lamar (9/2/17)

### Rushing Offense

Rushed for 150 or more yards.....	204 at Louisiana Tech (11/4/17)
Rushed for 200 or more yards.....	204 at Louisiana Tech (11/4/17)
Rushed for 250 or more yards.....	287 vs. UAB (9/23/17)
Rushed for 300 or more yards.....	436 vs. Lamar (9/2/17)
Rushed for 400 or more yards.....	436 vs. Lamar (9/2/17)

### Passing Offense

Passed for 250 or more yards.....	309 vs. Old Dominion (10/28/17)
Passed for 300 or more yards.....	309 vs. Old Dominion (10/28/17)
Passed for 350 or more yards.....	354 vs. UTSA (10/14/17)
Passed for 400 or more yards.....	424 at SMU (9/9/17)
Passed for 500 or more yards.....	601 at SMU (9/8/07)

### Scoring Defense

Allowed 0 points.....	0 vs. Troy (10/30/03)
Allowed 3 or fewer points.....	3 vs. Nicholls (9/20/14)
Allowed 7 or fewer points.....	6 vs. SMU (9/6/14)
Allowed 10 or fewer points.....	10 vs. Florida Atlantic (11/9/14)

### Total Defense

Allowed fewer than 75 total yards.....	49 vs. Lamar (11/5/83)
Allowed fewer than 100 total yards.....	95 vs. Abilene Christian (9/5/92)
Allowed fewer than 150 total yards.....	147 vs. FIU (11/22/14)
Allowed fewer than 200 total yards.....	147 vs. FIU (11/22/14)
Allowed fewer than 250 total yards.....	147 vs. FIU (11/22/14)
Allowed fewer than 300 total yards.....	266 vs. Lamar (9/2/17)

### Rushing Defense

Allowed 0 or fewer yards.....	-6 vs. Abilene Christian (9/5/92)
Allowed 20 or fewer yards.....	13 vs. Marshall (10/8/16)
Allowed 40 or fewer yards.....	13 vs. Marshall (10/8/16)
Allowed 60 or fewer yards.....	13 vs. Marshall (10/8/16)
Allowed 80 or fewer yards.....	13 vs. Marshall (10/8/16)
Allowed 100 or fewer yards.....	74 vs. UAB (9/23/17)

### Passing Defense

Allowed 10 or fewer yards.....	7 vs. Abilene Christian (9/1/94)
Allowed 30 or fewer yards.....	27 vs. Nicholls (9/7/02)
Allowed 50 or fewer yards.....	45 vs. Army (9/18/10)
Allowed 100 or fewer yards.....	53 vs. Army (12/27/16)
Allowed 150 or fewer yards.....	53 vs. Army (12/27/16)
Allowed 200 or fewer yards.....	168 at Louisiana Tech (11/4/17)

### Miscellaneous Team

UNT wins when holding opponents to 10 points or less.....	37 consecutive, last loss at Marshall 7-0 (11/25/88)
UNT wins when scoring 30 points or more.....	25, last win vs. Old Dominion (10/28/17)
Last shutout win.....	21-0 vs. Troy (10/30/03)

## The Last Time North Texas...

### Individual Rushing

Had a player rush for 100 or more yards .....	165 by Jeffery Wilson at Louisiana Tech (11/4/17)
Had 2 players rush for 100 or more yards.....	176 by Jeffery Wilson, 101 by Nic Smith vs. Lamar (9/2/17)
Had a player rush for 150 or more yards.....	165 by Jeffery Wilson at Louisiana Tech (11/4/17)
Had a player rush for 200 or more yards .....	211 by Jeffery Wilson vs. UAB (9/23/17)
Had a player rush for 250 or more yards .....	251 by Brandin Byrd at Tulsa (11/30/13)
Had a player rush for 300 or more yards .....	313 by Lance Dunbar vs. MTSU (12/3/11)
Had a player rush for 2 or more TDs .....	2 by Jeffery Wilson at Louisiana Tech (11/4/17)
Had a player rush for 3 or more TDs.....	3 by Jeffery Wilson at Southern Miss (9/30/17)
Had a player rush for 4 or more TDs .....	4 by Lance Dunbar vs. MTSU (12/3/11)
Had a player rush for 5 or more TDs .....	Never

### Individual Passing

Had a player pass for 200 or more yards .....	211 by Mason Fine at Louisiana Tech (11/4/17)
Had a player pass for 250 or more yards .....	309 by Mason Fine vs. Old Dominion (10/28/17)
Had a player pass for 300 or more yards .....	309 by Mason Fine vs. Old Dominion (10/28/17)
Had a player pass for 400 or more yards .....	424 by Mason Fine at SMU (9/9/17)
Had a player pass for 500 or more yards .....	601 by Daniel Meager at SMU (9/8/07)
Had a player pass for 2 or more TDs.....	2 by Mason Fine at Florida Atlantic (10/21/17)
Had a player pass for 3 or more TDs .....	3 by Mason Fine vs. UTSA (10/14/17)
Had a player pass for 4 or more TDs .....	4 by DaMarcus Smith vs. WKU (10/15/15)
Had a player pass for 5 or more TDs .....	8 by Giovanni Vizza vs. Navy (11/10/07)

### Individual Receiving

Had a player with 10 or more receptions in a game.....	11 by Michael Lawrence at Florida Atlantic (10/21/17)
Had a player with 15 or more receptions in a game.....	15 by Carlos Harris vs. Southern Miss (10/18/14)
Had a player receive 100 or more yards .....	111 by Rico Bussey, Jr. vs. Old Dominion (10/28/17)
Had 2 players receive 100 or more yards.....	130 by Darnell Smith; 103 by Breelan Chancellor at. Tulane (10/5/13)
Had a player receive 150 or more yards .....	182 by Jalen Guyton vs. UTSA (10/14/17)
Had a player receive 200 or more yards .....	211 by Jalen Guyton at Southern Miss (9/30/17)
Had a player receive 250 or more yards .....	327 by Casey Fitzgerald at SMU (9/8/07)
Had a player receive 300 or more yards .....	327 by Casey Fitzgerald at SMU (9/8/07)
Had a player receive 2 or more TDs .....	2 by Jalen Guyton vs. UTSA (10/14/17)
Had a player receive 3 or more TDs .....	5 by Casey Fitzgerald vs. Navy (11/10/07)
Had a player receive 4 or more TDs .....	5 by Casey Fitzgerald vs. Navy (11/10/07)
Returned a kickoff for a TD.....	100 yards by Darvin Kidsy at Rice (10/25/14)
Returned a punt for a TD.....	53 yards by Tre Johnson vs. UTEP (11/28/15)
Returned an INT for a TD.....	34 yards by Eric Jenkins at Army (10/22/16)
Returned a fumble for a TD .....	13 yards by Courtney Finney vs. UTEP (11/28/15)
Blocked a punt .....	Taylor Robinson vs. UAB (9/23/17)
Blocked two punts.....	vs. Old Dominion (10/28/17)
Blocked a FG .....	Zach Orr vs. UTEP (11/9/13)
Returned a blocked punt for a TD .....	40 yards by Evan Johnson vs. Old Dominion (10/28/17)
Returned a blocked FG for a TD.....	66 yards by Phillip Littlejohn vs. Idaho (10/4/97)
Recorded a safety.....	Team Safety vs. Southern Miss (11/19/16)

## The Last Time an Opponent...

### Rushing Offense

Rushed for 150 or more yards.....	205 by Old Dominion (10/28/17)
Rushed for 200 or more yards.....	205 by Old Dominion (10/28/17)
Rushed for 250 or more yards.....	447 by Florida Atlantic (10/21/17)
Rushed for 300 or more yards.....	447 by Florida Atlantic (10/21/17)

### Passing Offense

Passed for 300 or more yards.....	357 by Florida Atlantic (10/21/17)
Passed for 400 or more yards.....	400 by WKU (10/15/15)
Passed for 500 or more yards.....	563 by Houston (9/10/11)

### Total Offense

Had more than 400 total yards.....	804 by Florida Atlantic (10/21/17)
Had more than 450 total yards.....	804 by Florida Atlantic (10/21/17)
Had more than 500 total yards.....	804 by Florida Atlantic (10/21/17)

### Individual Rushing

Had a player rush for 100 or more yards.....	109 by Jeremy Cox, Old Dominion (10/28/17)
Had 2 players rush for 100 or more yards.....	129 by Ahmad Bradshaw; 119 by Darnell Woolfolk, Army (12/27/16)
Had a player rush for 150 or more yards .....	301 by Aaron Jones, UTEP (11/26/16)
Had a player rush for 200 or more yards .....	301 by Aaron Jones, UTEP (11/26/16)
Had a player rush for 300 or more yards .....	301 by Aaron Jones, UTEP (11/26/16)
Had a player rush for 2 or more TDs .....	3 by Devin Singletary, Florida Atlantic (10/21/17)
Had a player rush for 3 or more TDs .....	3 by Devin Singletary, Florida Atlantic (10/21/17)
Had a player rush for 4 or more TDs .....	4 by Aaron Jones, UTEP (11/26/16)
Had a player rush for 5 or more TDs .....	6 by Kenneth Dixon, Louisiana Tech (11/7/15)

### Individual Passing

Had a player pass for 300 or more yards .....	357 by Jason Driskel, Florida Atlantic (10/21/17)
Had a player pass for 400 or more yards .....	408 by Aaron Murray, Georgia (9/21/13)
Had a player pass for 3 or more TDs .....	4 by A.J. Erdely, UAB (9/23/17)
Had a player pass for 4 or more TDs .....	4 by A.J. Erdely, UAB (9/23/17)

### Individual Receiving

Had a player receive 150 or more yards.....	141 by Willie Wright, Florida Atlantic (10/21/17)
Had a player receive 200 or more yards.....	263 by Trevor Insley, Nevada (10/30/99)
Had 2 players receive 100 or more yards.....	150 by Andre Wilson; 105 by Collin Lisa, UAB (9/23/17)
Had a player receive 3 or more TDs.....	4 by Courtland Sutton, SMU (9/9/17)
Had a player receive 4 or more TDs.....	4 by Courtland Sutton, SMU (9/9/17)

### Scoring

Scored 30 or more points .....	38 by Old Dominion (10/28/17)
Scored 40 or more points .....	69 by Florida Atlantic (10/21/17)
Scored 50 or more points .....	69 by Florida Atlantic (10/21/17)
Scored 60 or more points .....	69 by Florida Atlantic (10/21/17)

Returned a kickoff for a TD.....	97/98 yards by Isaiah Harper (two in the game), Old Dominion (10/28/17)
Returned a punt for a TD.....	88 yards by Frank Brown, Bethune-Cookman (9/10/16)
Returned an INT for a TD .....	30 yards by Diquan Richardson, Bethune-Cookman (9/10/16)
Returned a fumble for a TD.....	26 yards by Bryson Abraham, Louisiana Tech (11/7/15)
Returned a blocked punt for a TD.....	0 yards by Brandon Moss, UTEP (11/26/16)
Blocked a FG .....	Joshua Jackson, Iowa (9/16/17)
Returned a blocked FG for a TD.....	62 yards by Derrick Strozier, Tulane (10/5/13)
Recorded a safety.....	Team, SMU (9/9/17)

### North Texas Overtime Record (2-2)

October 7, 2006

North Texas 25 FIU 22 7 OTs

December 27, 2016

Army 38 North Texas 31 OT

September 12, 2009

Ohio 31 North Texas 30 2 OTs

September 24, 2016

North Texas 42 Rice 35 2 OTs



# Seth Littrell

**Head Coach**

Second Year ▶ Oklahoma '01

The University of North Texas named Seth Littrell as its 19th head football coach, University President Neal Smatresk announced on December 5, 2015.

Littrell, 39, led the Mean Green to the second-best turnaround in the Football Bowl Subdivision in 2016, his first season at the helm. North Texas improved its win total by four games, finishing 5-8 on the season with a

Zaxby's Heart of Dallas Bowl appearance. Littrell helped lead the Mean Green to a 9.6 points per game jump in scoring offense from its output in 2016, which ranked 11th-best in the nation, and the 2016 defense allowed 8.7 points per game fewer than it did in 2015, which was the 13th-best turnaround in the country.

One of the brightest offensive minds in college football, Littrell came to North Texas after serving as the assistant head coach for offense and tight ends at North Carolina. At the time of his hire, the Muskogee, Oklahoma, native was the youngest coach in Conference USA and fifth-youngest in the nation.

North Carolina scored over 30 points nine times in 2015, topped the 40-point mark seven times and scored over 50 points in four games, which is a school record. Through 12 games, UNC averaged 41.2 points a game, which was 11th in the nation.

Under the guidance of Littrell, quarterback Marquise Williams set a new school record for career touchdowns (90) and total offense at North Carolina.

In 2015 with Littrell, the UNC offense averaged 7.46 yards per play, which was second in the nation, and ran the ball for 6.0 yards a carry, which ranked third in the country. UNC was one of just 11 schools in the nation averaging more than 200 yards rushing (229.7) and 250 yards passing (266.0). UNC rushed for over 200 yards eight times and had over 500 yards of total offense in four games in 2015, including 704 yards in a 66-31 win over Duke.

In his first season in Chapel Hill in 2014, Littrell helped Carolina establish several school records, including most passing yards, most passing touchdowns and most first downs. Williams was a second-team all-conference pick after leading the Tar Heels to a bowl game in his first year as the starter, and set several individual school records, including most rushing yards and rushing touchdowns by a quarterback. Carolina gained more than 5,000 yards in Littrell's first season as the play-caller and averaged 429.8 yards per contest.

Littrell came to Chapel Hill from Indiana where he guided one of the most prolific offenses in the country. Indiana finished ninth in the nation in total offense in 2013, averaging 508.5 yards per game. The Hoosiers were 17th in passing offense (306.7 avg.) and 30th in rushing offense (201.8). Indiana was one of only three teams to average more than 300 yards passing and 200 yards rushing

Under Littrell's guidance in 2013, Indiana set single-season records with 6,102 total yards, (508.5 ypg), 461 points, (38.4 ppg), 36 passing touchdowns, 62 total touchdowns and 300 first downs. Tight end Ted Bolser thrived in his system, setting IU career records for receptions, receiving yards and touchdowns by a tight end. Bolser and wide receiver Cody Latimer were selected in the 2014 NFL Draft. Latimer was taken in the second round (56th overall) by the Denver Broncos, while Bolser went in the seventh round to Washington.

In Littrell's first season as Indiana's offensive coordinator in 2012, the Hoosiers led the Big Ten and ranked 17th nationally in passing offense (311.2). They finished second in the conference in total offense (442.0) and fourth in scoring offense (30.8).

Prior to his stint at Indiana, Littrell coached three seasons at Arizona, where his 2011 offense ranked third nationally in passing offense (370.8) and 15th in total offense (465.2).

Three of his Arizona players were selected in the NFL draft: tight end Rob Gronkowski (New England - 2010 second round), quarterback Nick Foles (Philadelphia - 2012 third round) and wide receiver Juron Criner (Oakland - 2012 fifth round).

Prior to Arizona, Littrell served four years as running backs coach at Texas Tech (2005-08) under Mike Leach. The 2008 Red Raiders rushed for 119 yards per game, the highest total in the Leach era. Running back Shannon Woods earned All-Big 12 Conference honors in 2006 after averaging 6.1 yards per carry and snagging 75 receptions, totaling a top 15 national figure of 139 all-purpose yards per game.

Littrell began his coaching career as a graduate assistant at Kansas from 2002-04. The Jayhawks played in the 2003 Tangerine Bowl.

Littrell has coached in eight bowl games, played in two and was team captain on Oklahoma's 2000 national championship team. He was a four-year letterwinner at Oklahoma where he rushed for 231 yards and seven touchdowns in 1999 and finished his career with 11 rushing scores.

The Muskogee, Oklahoma, native graduated from Oklahoma with a degree in communications in 2001.

Littrell and his wife, Becca, have a son, Tripp, and a daughter, Elle.

## Littrell Quick Facts

**Age:** 39

**Alma Mater:** Oklahoma ('01)

**Record at UNT:** 11-11 (second year)

**Overall Record:** 11-11 (second year)

**Previous Job:** Assistant Head Coach, Offense/Tight Ends at North Carolina

**Playing Experience:** Fullback at Oklahoma (1998-01)

**Family:** Married to Becca. Has two children: Tripp, Elle.

## Littrell Coaching Experience

Year	School	Position
2016-pres.	North Texas	Head Coach
2014-15	North Carolina	Ast. HC/Off./TE
2012-13	Indiana	O. Coord./TE/FB
2011	Arizona	O. Coord./TE/H-Backs
2010	Arizona	Co-O. Coord./RB/TE
2009	Arizona	RB/TE
2005-08	Texas Tech	RB
2002-04	Kansas	Graduate Assistant

## Littrell Coaching Highlights

↳ Led the Mean Green to the second-best turnaround in the Football Bowl Subdivision in 2016, his first season at the helm.

↳ In his 12 games in charge of the North Carolina offense in 2015, the team averaged 41.2 points per game and set a school record for most games over 50-points (4).

↳ The UNC offense averaged 7.46 yards per play in 2015 under Littrell's guidance, which was second in the nation, and ran the ball for 6.0 yards a carry, which ranked third in the country.

↳ Carolina gained more than 5,000 yards in Littrell's first season as the play-caller and averaged 429.8 yards per contest in 2014, his first in Chapel Hill.

↳ Indiana was one of only three teams in the nation to average more than 300 yards passing and 200 yards rushing in 2013.

↳ Littrell's 2011 offense at Arizona ranked third nationally in passing offense (370.8) and 15th in total offense (465.2).



## 2017 Numerical Roster

No.	Name	Pos.	Ht.	Wt.	Cl.	Hometown (Previous School)
1	Turner Smiley	WR	6-0	193	SR	Frisco, TX (Wakeland HS)
2	Eric Jenkins	DB	5-10	170	SR	New Orleans, LA (LA Valley College)
2	O'Keeron Rutherford	WR	6-5	185	RS JR	Carthage, TX (Carthage HS)
3	Jeffery Wilson	RB	6-0	194	SR	Elkhart, TX (Elkhart HS)
4	Khairi Muhammad	S	5-11	182	SO	Dallas, TX (DeSoto HS)
4	Anthony Wyche	RB	5-11	183	JR	Philadelphia, PA (LA Valley College)
5	Tyreke Davis	DB	5-10	190	FR	Denton, TX (Ryan HS)
5	Tre Siggers	RB	5-8	193	FR	Duncanville, TX (Duncanville HS)
6	Mason Fine	QB	5-11	180	SO	Locust Grove, OK (Locust Grove HS)
6	Kishawn McClain	S	5-11	187	SR	Rosenberg, TX (Terry HS)
7	Dee Baulkman	DB	5-11	191	SR	Bainbridge, GA (Arizona Western)
8	Rico Bussey, Jr.	WR	6-2	191	SO	Lawton, OK (Eisenhower HS)
9	Nate Brooks	DB	6-0	176	JR	Whitehouse, TX (Whitehouse HS)
9	Jalen Guyton	WR	6-1	194	RS SO	Allen, TX (Trinity Valley CC)
10	Cade Pearson	QB	6-3	196	FR	Texarkana, TX (Texas HS)
11	Cam Johnson	DB	5-11	177	FR	Houston, TX (John H. Reagan Heights HS)
13	Quinetin Jackson	WR	6-3	208	RS JR	Granite City, IL (College of DuPage)
14	Cedric Fernandes	DB	5-10	178	RS JR	Arlington, TX (Martin HS)
14	Greg White	WR	6-3	184	FR	Riverdale, GA (Riverdale HS)
15	Caleb Chumley	TE	6-5	244	RS SO	Longview, TX (Pine Tree HS)
15	Ulaiasi Tauaalo	DT	6-2	290	RS JR	Keller, TX (Central HS)
16	Kemon Hall	DB	5-11	185	JR	Calhoun City, MS (Itawamba CC)
16	Montana Meador	WR	5-11	170	FR	Lindale, TX (Lindale HS)
17	Joe Ozougwu	LB	6-3	220	RS FR	Alief, TX (Taylor HS)
18	Keegan Brewer	WR	5-11	177	SO	Corinth, TX (Lake Dallas HS)
18	Devin O'Hara	QB	6-5	205	RS SR	Arlington Heights, IL (College of Dupage)
18	Joshua Wheeler	LB/DE	6-3	229	SR	Grand Prairie, TX (Tyler JC)
19	Quinn Shanbour	QB	6-0	192	RS JR	Oklahoma City, OK (Heritage Hall HS)
19	Nnamdi Umeakuana	DB	6-1	195	RS JR	Irving, TX (Austin College)
20	Josh Adebayo	RB	6-0	204	RS FR	Lewisville, TX (Howard)
20	William LeMasters	LB	6-2	213	RS SO	Dallas, TX (Parish Episcopal HS)
21	Nic Smith	RB	5-10	182	RS FR	Arlington, TX (Martin HS)
22	E.J. Ejiya	LB	6-3	223	RS JR	Blaine, MN (North Dakota State College of Sciences)
23	Loren Easley	RB	5-11	205	JR	Houston, TX (Stephen F. Austin)
23	Connor Means	LB	6-4	224	RS JR	Deer Park, TX (Deer Park HS)
24	Kerry Hall	WR	5-6	164	RS FR	Allen, TX (Northwest Oklahoma State)
24	Taylor Robinson	DB	5-11	181	RS SO	Keller, TX (Central HS)
25	Jordan Roberts	DB	6-1	170	FR	Ardmore, OK (Ardmore HS)
25	Andrew Tucker	RB	6-0	202	RS SR	Tyler, TX (Chapel Hill HS)
26	Evan Johnson	RB	5-6	180	FR	Loranger, LA (Loranger HS)
26	Chris Thornton	LB	6-1	215	FR	Amarillo, TX (Palo Duro HS)
27	Greg Craddock	WR	6-6	185	RS FR	Converse, TX (Abilene Christian)
27	Ashton Preston	DB	5-10	187	JR	Edmond, OK (Santa Fe HS)
29	Cason Clay	DB	6-1	185	FR	Hobbs, NM (Hobbs HS)
29	Nate Durham	DS	6-2	223	FR	Rockton, IL (Hononegah HS)
30	Trevor Moore	K	5-11	191	SR	Edmond, OK (Edmond North HS)
30	Dennis Smith	WR	5-9	166	RS SO	San Antonio, TX (Sterling College)
31	Makyle Sanders	S	6-0	194	FR	Tyler, TX (Robert E. Lee HS)
32	Chaz Davis	CB	5-10	168	RS FR	Nash, TX (Midwestern State)
32	Michael Lawrence	WR	5-10	170	SO	Sweetwater, TX (Sweetwater HS)
34	Andre Alger	RB	5-9	215	RS SO	Leander, TX (Rouse HS)
34	Bryce English	DT	5-11	295	RS SO	DeSoto, TX (Kansas State)
35	Kody Fulp	LB	6-2	227	FR	China Spring, TX (China Spring HS)
36	Hayden Doggett	LB	6-2	212	SO	Hutto, TX (Hutto HS)
36	Alvin Kenworthy	P	6-3	188	RS SO	Rowlett, TX (Kilgore College)
37	Brandon Garner	LB	5-11	221	RS JR	Mansfield, TX (Timberview HS)
38	Andrew Jones	DB	6-1	173	RS JR	Mesquite, TX (North Mesquite HS)
39	Jameel Moore	DB	5-10	173	SO	Cedar Hill, TX (Cedar Hill HS)

## 2017 Numerical Roster

No.	Name	Pos.	Ht.	Wt.	Cl.	Hometown (Previous School)
40	Trever Merrell	RB	5-10	207	SO	Davis, OK (Davis HS)
41	Colton McDonald	LB	6-4	210	SR	Haslet, TX (West Texas A&M)
42	Corey Mann	LB	6-0	198	RS FR	Decatur, TX (Temple HS)
43	Kway Hill	DB	5-11	178	SO	Columbus, GA (LA Valley College)
44	Cannon Maki	FB	5-11	236	RS JR	Mansfield, TX (All Saints Episcopal HS)
45	Hurshie Williams	CB	5-11	180	FR	Harker Heights, TX (Harker Heights HS)
46	Christian Hosley	RB	5-9	185	RS SO	San Antonio, TX (Howard Payne University)
46	Patrick Udofia	DB	5-9	186	RS SO	Tyler, TX (Robert E. Lee HS)
47	Mylam Peters	LB	6-5	241	RS SR	Kissimmee, FL (Arizona Western College)
49	Zach Williams	K	5-8	183	FR	Louisville, KY (Trinity HS)
49	Roderick Young	DL	6-1	284	JR	Spring, TX (Dekaney HS)
50	LaDarius Hamilton	DE	6-3	253	SO	Corrigan, TX (Corrigan-Camden HS)
51	Jake Davis	DS	6-0	210	RS JR	Katy, TX (Seven Lakes HS)
52	Jevin Pahinui	OL	6-4	300	JR	Mountlake Terrace, WA (College of the Siskiyous)
53	T.J. Henson	OL	6-4	298	SR	Plano, TX (Trinity Valley CC)
54	Creighton Barr	OL	6-3	301	JR	Flower Mound, TX (Marcus HS)
56	Jacob Brammer	OL	6-4	258	FR	Richmond, TX (Foster HS)
58	Ryan Bishop	LB	5-11	191	FR	Allen, TX (Allen HS)
59	Hayden Harrison	LB	6-2	210	RS FR	Wolfforth, TX (Frenship HS)
60	Sosaia Mose	OL	6-2	276	RS SO	Eules, TX (Tyler JC)
61	Dakoda Newman	OL	6-3	327	FR	Benbrook, TX (Mansfield Timberview HS)
62	Stephon Primous	LB	6-1	201	RS SO	Harker Heights, TX (Harker Heights HS)
63	Ted Fausak	OL	6-4	263	RS JR	San Jose, CA (De Anza College)
64	Brian Parish	OL	6-4	280	FR	Arlington, TX (Seguin HS)
65	Chad Hickson	OL	6-4	268	SO	Denton, TX (Oklahoma Panhandle State)
66	Brendon Weatherspoon	OL	6-4	288	FR	Hurst, TX (L.D. Bell HS)
67	Chris Miles, Jr.	OL	6-4	311	RS JR	Flower Mound, TX (Flower Mound HS)
68	Chett Munden	OL	6-5	268	RS SO	Marshall, TX (Marshall HS)
69	Doro Omerhi	OL	6-4	306	RS FR	Pearland, TX (Pearland HS)
71	Jordan Murray	OL	6-9	333	JR	Coppell, TX (Coppell HS)
72	Manase Mose	OL	6-1	289	FR	Eules, TX (Trinity HS)
73	Garrett Gunter	OL	6-4	283	RS SR	Spring Branch, TX (Trinity Valley CC)
74	Chandler Anthony	OL	6-7	270	RS FR	Tuttle, OK (Tuttle HS)
77	Elex Woodworth	OL	6-4	270	RS SO	Mesquite, TX (Horn HS)
78	Jalen Thomas	OL	6-5	278	SR	Detroit, MI (ASA Brooklyn)
79	Riley Mayfield	OL	6-7	290	RS SR	Cedar Park, TX (Abilene Christian)
80	Jamie King	TE	6-3	221	JR	Azle, TX (College of the Desert)
81	Daniel Khan	WR	5-11	179	RS JR	Sherman Oaks, CA (Notre Dame HS)
82	Deion Hair-Griffin	WR	5-10	166	RS FR	Fort Worth, TX (Arlington Heights HS)
83	Connor Howard	WR	5-11	193	FR	Austin, TX (Westlake HS)
84	Jaelon Darden	WR	5-9	157	FR	Houston, TX (Eisenhower HS)
85	Justin Cain	WR	6-0	175	FR	Dallas, TX (Woodrow Wilson HS)
86	Kevin Dillman	DE	6-4	254	RS SO	Ystad, Sweden (Guyer HS)
87	Kelvin Smith	TE	6-2	243	RS SO	Spring, TX (Dekaney HS)
88	Jason Pirtle	WR	6-2	193	RS FR	Locust Grove, OK (Locust Grove HS)
89	Kam Duhon	WR	5-11	170	RS FR	Southlake, TX (Southlake Carroll HS)
90	Tillman Johnson	DE	6-1	251	SR	Round Rock, TX (McNeil HS)
91	R.J. Reynolds	DL	6-3	240	FR	Bedford, TX (Faith Christian)
91	Kel Straubmueller	DS	5-11	181	RS JR	Argyle, TX (Louisiana-Lafayette)
93	Julius Combes	DL	6-1	269	RS SO	Washington, D.C. (DeMatha HS)
93	Blake Patterson	P	6-2	185	RS FR	Round Rock, TX (Cedar Ridge HS)
96	Tony Krasniqi	DL	6-1	249	FR	Sachse, TX (Sachse HS)
97	Dion Novil	DL	6-4	253	FR	Abilene, TX (Wylie HS)
99	Andy Flusche	DE	6-3	255	RS SR	Muenster, TX (Muenster HS)

# Depth Chart

## Offense

<p><b>X</b></p> <p>8 Rico Bussey, Jr. 6-2 - 191 - SO -OR- 1 Turner Smiley 6-0 - 193 - SR 13 Quinetin Jackson 6-3 - 208 - RS JR</p>	<p><b>A</b></p> <p>32 Michael Lawrence 5-10 - 180 - SO -OR- 84 Jaelon Darden 5-9 - 157 - FR</p>	<p><b>LT</b></p> <p>71 Jordan Murray 6-9 - 333 - JR 78 Jalen Thomas 6-5 - 278 - SR *also wears 92 on ST</p>	<p><b>LG</b></p> <p>77 Elex Woodworth 6-4 - 270 - RS SO 73 Garrett Gunter 6-4 - 283 - RS SR</p>	<p><b>C</b></p> <p>60 Sosaia Mose 6-2 - 276 - RS SO 54 Creighton Barr 6-3 - 301 - JR</p>	<p><b>RG</b></p> <p>53 T.J. Henson 6-4 - 298 - SR 72 Manase Mose 6-1 - 289 - FR</p>	<p><b>RT</b></p> <p>79 Riley Mayfield 6-7 - 290 - RS SR 74 Chandler Anthony 6-7 - 270 - RS FR</p>	<p><b>Y</b></p> <p>87 Kelvin Smith 6-2 - 252 - RS SO 15 Caleb Chumley 6-5 - 244 - RS SO -OR- 88 Jason Pirtle 6-2 - 193 - RS FR</p>	<p><b>Z</b></p> <p>9 Jalen Guyton 6-1 - 194 - RS SO 1 Turner Smiley 6-0 - 193 - SR</p>	
				<p><b>QB</b></p> <p>6 Mason Fine 5-11 - 180 - SO 19 Quinn Shanbour 6-0 - 192 - RS JR</p>					<p><b>RB</b></p> <p>3 Jeffery Wilson 6-0 - 194 - SR 21 Nic Smith 5-10 - 182 - RS FR 26 Evan Johnson 5-6 - 180 - FR</p>


## Defense


<p><b>CB</b></p> <p>2 Eric Jenkins 5-10 - 170 - SR 9 Nate Brooks 6-0 - 176 - JR</p>	<p><b>NICK</b></p> <p>27 Ashton Preston 5-10 - 187 - JR 7 Dee Baukman 5-11 - 191 - SR -OR- 5 Tyreke Davis 5-10 - 190 - FR</p>	<p><b>DE</b></p> <p>99 Andy Flusche 6-3 - 259 - RS SR 50 LaDarius Hamilton 6-3 - 240 - SO</p>	<p><b>NT</b></p> <p>49 Roderick Young 6-1 - 287 - JR 15 Ulaiasi Tauaalo 6-2 - 287 - RS JR</p>	<p><b>DE</b></p> <p>90 Tillman Johnson 6-1 - 248 - SR 50 97 Dion Novil 6-4 - 253 - FR</p>	<p><b>CB</b></p> <p>16 Kemon Hall 5-11 - 185 - JR 11 Cam Johnson 5-11 - 177 - FR</p>
		<p><b>WLB</b></p> <p>22 E.J. Ejiya 6-3 - 223 - RS JR 41 Colton McDonald 6-4 - 210 - SR</p>	<p><b>MLB</b></p> <p>37 Brandon Garner 5-11 - 221 - RS JR 42 Corey Mann 6-0 - 198 - RS FR</p>		<p><b>JACK</b></p> <p>17 Joe Ozougwu 6-3 - 217 - RS FR 18 Joshua Wheeler 6-3 - 229 - SR</p>
			<p><b>S</b></p> <p>6 Kishawn McClain 5-11 - 187 - SR 24 Taylor Robinson 5-11 - 181 - RS SO</p>	<p><b>S</b></p> <p>4 Khairi Muhammad 5-11 - 182 - SO 31 Makyle Sanders 6-0 - 194 - FR</p>	


## ST


<p><b>PK</b></p> <p>30 Trevor Moore 5-11 - 187 - SR 93 Blake Patterson 6-2 - 185 - RS FR</p>	<p><b>KO</b></p> <p>30 Trevor Moore 5-11 - 187 - SR -OR- 93 Blake Patterson 6-2 - 185 - RS FR</p>	<p><b>P</b></p> <p>93 Blake Patterson 6-2 - 185 - RS FR -OR- 36 Alvin Kenworthy 6-3 - 188 - RS SO</p>	<p><b>DS</b></p> <p>51 Jake Davis 6-0 - 210 - RS JR 91 Kel Straubmueller 5-11 - 181 - RS JR</p>	<p><b>KR</b></p> <p>84 Jaelon Darden 5-9 - 157 - FR -OR- 26 Evan Johnson 5-6 - 180 - FR -OR- 83 Connor Howard 5-11 - 193 - FR -OR- 6 Kishawn McClain 5-11 - 187 - SR</p>	<p><b>PR</b></p> <p>84 Jaelon Darden 5-9 - 157 - FR -OR- 1 Turner Smiley 6-0 - 193 - SR -OR- 2 Eric Jenkins 5-10 - 170 - SR</p>	<p><b>HLD</b></p> <p>19 Quinn Shanbour 6-0 - 192 - RS JR 6 Mason Fine 5-11 - 180 - SO</p>
--	---	---	---	--	---	---


**BROADCAST BIOS - OFFENSE**


	<b>1</b>	<b><u>TURNER SMILEY</u></b>	<b>CAREER GAME HIGHS</b>	<b>2017 SEASON GAME HIGHS</b>
		SR • WR • 6-0 • 193 Frisco, TX Wakeland HS	Rec.: 8 (vs. Army, 2016) Rec. Yds: 162 (vs. Southern Miss, 2016) Rec. TDs: 2 (vs. Southern Miss, 2016) Long Rec.: 55 (vs. Southern Miss, 2016) All Purpose Yds: 161 (vs. Southern Miss, 2016) • Has 18 catches for 288 yards and a touchdown in 2017	Rec.: 4 (3x, last at La Tech) Rec. Yds: 84 (at SMU) Rec. TDs: 1 (vs. UAB) Long Rec.: 45 (at SMU) All Purpose Yds: 87 (at SMU)


	<b>2</b>	<b><u>O'KEERON RUTHERFORD</u></b>	<b>CAREER GAME HIGHS</b>	<b>2017 SEASON GAME HIGHS</b>
		RS JR • WR • 6-5 • 185 Carthage, TX Carthage HS	Rec.: 3 (at Florida Atlantic, 2017) Rec. Yds: 32 (at Rice, 2016) Rec. TDs: 1 (at Florida Atlantic, 2017) Long Rec.: 32 (at Rice, 2016) All Purpose Yds: 32 (at Rice, 2016) • Had three catches for 23 yds and his first career TD on 10/21 at FAU	Rec.: 3 (at Florida Atlantic) Rec. Yds: 23 (at Florida Atlantic) Rec. TDs: 1 (at Florida Atlantic) Long Rec.: 9 (at Florida Atlantic) All Purpose Yds: 23 (at Florida Atlantic)

	<b>3</b>	<b><u>JEFFERY WILSON</u></b>	<b>CAREER GAME HIGHS</b>	<b>2017 SEASON GAME HIGHS</b>
		SR • RB • 6-0 • 194 Elkhart, TX Elkhart HS	Rushes: 30 (at Southern Miss, 2017) Rush. Yds: 211 (vs. UAB, 2017) Rush. TDs: 3 (4x, last at Southern Miss, 2017) Long Rush.: 75 (at Rice, 2016) 100 Yd Games: 11 (last at La Tech, 2017) • Has 149 carries for 999 yards (6.7 yards per carry) with 13 TDs	Rushes: 30 (at Southern Miss) Rush. Yds: 211 (vs. UAB) Rush. TDs: 3 (2x, last at Southern Miss) Long Rush.: 62 (vs. Lamar) 100 Yd Games: 4 (last at La Tech)


	<b>6</b>	<b><u>MASON FINE</u></b>	<b>CAREER GAME HIGHS</b>	<b>2017 SEASON GAME HIGHS</b>
		SO • QB • 5-11 • 180 Locust Grove, OK Locust Grove HS	Comp.: 33 (vs. MTSU, 2016) Att.: 54 (vs. MTSU, 2016) Pass. Yds: 424 (at SMU, 2017) Long Pass: 77 (vs. UTSA, 2017) Pass TDs: 3 (4x, last vs. UTSA, 2017) • Has completed 63.4 percent of his passes for 2,599 yds and 18 TDs	Comp.: 32 (at SMU) Att.: 47 (2x, last at Florida Atlantic) Pass. Yds: 424 (at SMU) Long Pass: 77 (vs. UTSA) Pass TDs: 3 (4x, last vs. UTSA)

	<b>8</b>	<b><u>RICO BUSSEY, JR.</u></b>	<b>CAREER GAME HIGHS</b>	<b>2017 SEASON GAME HIGHS</b>
		bus-see SO • WR • 6-2 • 191 Lawton, OK Eisenhower HS	Rec.: 7 (vs. Old Dominion, 2017) Rec. Yds: 111 (vs. Old Dominion, 2017) Rec. TDs: 1 (4x, last at La Tech, 2017) Long Rec.: 34 (vs. Old Dominion, 2017) All Purpose Yds: 111 (vs. Old Dominion, 2017) • Has 22 catches for 283 yards and four TDs in his 8 appearances in 2017	Rec.: 7 (vs. Old Dominion) Rec. Yds: 111 (vs. Old Dominion) Rec. TDs: 1 (4x, last at La Tech) Long Rec.: 34 (vs. Old Dominion) All Purpose Yds: 111 (vs. Old Dominion)


	<b>9</b>	<b><u>JALEN GUYTON</u></b>	<b>CAREER GAME HIGHS</b>	<b>2017 SEASON GAME HIGHS</b>
		RS SO • WR • 6-1 • 194 Allen, TX Allen HS	Rec.: 14 (at Southern Miss, 2017) Rec. Yds: 211 (at Southern Miss, 2017) Rec. TDs: 2 (2x, last vs. UTSA, 2017) Long Rec.: 77 (vs. UTSA, 2017) All Purpose Yds: 211 (at Southern Miss, 2017) • Has 44 catches for 729 yards and team-high 7 TDs, all team highs	Rec.: 14 (at Southern Miss) Rec. Yds: 211 (at Southern Miss) Rec. TDs: 2 (2x, last vs. UTSA) Long Rec.: 77 (vs. UTSA) All Purpose Yds: 211 (at Southern Miss)

	<b>13</b>	<b><u>QUINETIN JACKSON</u></b>	<b>CAREER GAME HIGHS</b>	<b>2017 SEASON GAME HIGHS</b>
		RS JR • WR • 6-3 • 208 Granite City, IL College of DuPage	Rec.: 1 (2x, last at Iowa, 2017) Rec. Yds: 31 (vs. Lamar, 2017) Rec. TDs: 1 (vs. Lamar, 2017) Long Rec.: 31 (vs. Lamar, 2017) All Purpose Yds: 31 (vs. Lamar, 2017) • Made first career catch, a 31-yd TD grab, vs. Lamar on 9/2	Rec.: 1 (2x, last at Iowa) Rec. Yds: 31 (vs. Lamar) Rec. TDs: 1 (vs. Lamar) Long Rec.: 31 (vs. Lamar) All Purpose Yds: 31 (vs. Lamar)


**BROADCAST BIOS - OFFENSE**

	<b>CALEB CHUMLEY</b>	<b>CAREER GAME HIGHS</b>	<b>2017 SEASON GAME HIGHS</b>
	<b>15</b> RS SO • TE • 6-5 • 244 Longview, TX Longview HS	Rec.: 1 (5x, last at Florida Atlantic, 2017) Rec. Yds: 43 (at Southern Miss, 2017) Rec. TDs: 0 Long Rec.: 43 (at Southern Miss, 2017) All Purpose Yds: 43 (at Southern Miss, 2017)	Rec.: 1 (5x, last at Florida Atlantic) Rec. Yds: 43 (at Southern Miss) Rec. TDs: 0 Long Rec.: 43 (at Southern Miss) All Purpose Yds: 43 (at Southern Miss)


- Has five catches for 71 yards in nine appearances

	<b>QUINN SHANBOUR</b>	<b>CAREER GAME HIGHS</b>	<b>2017 SEASON GAME HIGHS</b>
	<b>19</b> RS JR • QB • 6-0 • 192 Oklahoma City, OK Heritage Hall HS	Comp.: 2 (2x, last at Iowa, 2017) Att.: 3 (vs. Lamar, 2017) Pass. Yds: 26 (at Iowa, 2017) Long Pass: 13 (2x, last at Iowa, 2017) Pass TDs: 1 (at Iowa, 2017)	Comp.: 2 (2x, last at Iowa) Att.: 3 (vs. Lamar) Pass. Yds: 26 (at Iowa) Long Pass: 13 (2x, last at Iowa) Pass TDs: 1 (at Iowa)


- Was 2-for-2 for 26 yards with his first career TD pass at Iowa on 9/16

	<b>NIC SMITH</b>	<b>CAREER GAME HIGHS</b>	<b>2017 SEASON GAME HIGHS</b>
	<b>21</b> RS FR • RB • 5-10 • 182 Arlington, TX Martin HS	Rushes: 18 (2x, last vs. Old Dominion, 2017) Rush. Yds: 101 (vs. Lamar, 2017) Rush. TDs: 2 (vs. Old Dominion, 2017) Long Rush.: 32 (vs. Lamar, 2017) 100 Yd Games: 1 (vs. Lamar, 2017)	Rushes: 18 (2x, last vs. Old Dominion) Rush. Yds: 101 (vs. Lamar) Rush. TDs: 2 (vs. Old Dominion) Long Rush.: 32 (vs. Lamar) 100 Yd Games: 1 (vs. Lamar)


- Has 75 carries for 335 yards and four TDs and also has two TD catches

	<b>ANDREW TUCKER</b>	<b>CAREER GAME HIGHS</b>	<b>2017 SEASON GAME HIGHS</b>
	<b>25</b> RS SR • RB • 6-0 • 202 Tyler, TX Chapel Hill HS	Rushes: 10 (at SMU, 2015) Rush. Yds: 82 (at WKU, 2016) Rush. TDs: 1 (3x, last vs. Lamar, 2017) Long Rush.: 71 (at WKU, 2016) 100 Yd Games: 0	Rushes: 4 (vs. Lamar) Rush. Yds: 29 (vs. Lamar) Rush. TDs: 1 (vs. Lamar) Long Rush.: 16 (at Florida Atlantic) 100 Yd Games: 0


- Scored first touchdown of 2017 in the season-opener vs. Lamar on 9/2

	<b>EVAN JOHNSON</b>	<b>CAREER GAME HIGHS</b>	<b>2017 SEASON GAME HIGHS</b>
	<b>26</b> FR • RB • 5-6 • 180 Loranger, LA Loranger HS	Rushes: 13 (vs. Lamar, 2017) Rush. Yds: 98 (vs. Lamar, 2017) Rush. TDs: 1 (2x, last vs. Old Dominion, 2017) Long Rush.: 18 (vs. Old Dominion, 2017) 100 Yd Games: 0	Rushes: 13 (vs. Lamar) Rush. Yds: 98 (vs. Lamar) Rush. TDs: 1 (2x, last vs. Old Dominion) Long Rush.: 18 (vs. Old Dominion) 100 Yd Games: 0

- Scored twice (once rushing, once on special teams) vs. Old Dominion on 10/28

	<b>MICHAEL LAWRENCE</b>	<b>CAREER GAME HIGHS</b>	<b>2017 SEASON GAME HIGHS</b>
	<b>32</b> SO • WR • 5-10 • 180 Sweetwater, TX Sweetwater HS	Rec.: 11 (at Florida Atlantic, 2017) Rec. Yds: 112 (at Florida Atlantic, 2017) Rec. TDs: 1 (2x, last vs. UAB, 2017) Long Rec.: 49 (vs. UTSA, 2017) All Purpose Yds: 112 (at FAU, 2017)	Rec.: 11 (at Florida Atlantic) Rec. Yds: 112 (at Florida Atlantic) Rec. TDs: 1 (2x, last vs. UAB) Long Rec.: 49 (vs. UTSA) All Purpose Yds: 112 (at Florida Atlantic)

- Has 40 catches for 529 yards and two TDs

	<b>JAELOD DARDEN</b> jay-lin	<b>CAREER GAME HIGHS</b>	<b>2017 SEASON GAME HIGHS</b>
	<b>84</b> FR • WR • 5-9 • 157 Houston, TX Eisenhower HS	Rec.: 5 (at SMU, 2017) Rec. Yds: 67 (at SMU, 2017) Rec. TDs: 1 (at SMU, 2017) Long Rec.: 28 (at SMU, 2017) All Purpose Yds: 154 (vs. Lamar, 2017)	Rec.: 5 (at SMU) Rec. Yds: 67 (at SMU) Rec. TDs: 1 (at SMU) Long Rec.: 28 (at SMU) All Purpose Yds: 154 (at SMU)

- Has 20 catches for 213 yards and a touchdown in 2017

**BROADCAST BIOS - OFFENSE/SPECIALISTS**



**KELVIN SMITH**  
**87** RS SO • TE • 6-2 • 243  
 Spring, TX  
 Dekaney HS


**CAREER GAME HIGHS**

Rec.: 4 (vs. UAB, 2017)  
 Rec. Yds: 82 (vs. UAB, 2017)  
 Rec. TDs: 1 (2x, last vs. MTSU, 2016)  
 Long Rec.: 25 (2x, last vs. UAB, 2017)  
 All Purpose Yds: 82 (vs. UAB, 2017)

**2017 SEASON GAME HIGHS**

Rec.: 4 (vs. UAB)  
 Rec. Yds: 82 (vs. UAB)  
 Rec. TDs: 0  
 Long Rec.: 25 (vs. UAB)  
 All Purpose Yds: 82 (vs. UAB)

- Has 17 catches for 187 yards through his first nine games



**JASON PIRTLE**  
**88** RS FR • WR • 6-2 • 193  
 Locust Grove, OK  
 Locust Grove HS

**CAREER GAME HIGHS**

Rec.: 1 (at SMU, 2017)  
 Rec. Yds: 19 (at SMU, 2017)  
 Rec. TDs: 0  
 Long Rec.: 19 (at SMU, 2017)  
 All Purpose Yds: 19 (at SMU, 2017)

**2017 SEASON GAME HIGHS**

Rec.: 1 (at SMU)  
 Rec. Yds: 19 (at SMU)  
 Rec. TDs: 0  
 Long Rec.: 19 (at SMU)  
 All Purpose Yds: 19 (at SMU)

- Caught first career pass at SMU on 9/9 from former HS teammate, QB Mason Fine



**KAM DUHON**  
**89** RS FR • WR • 5-11 • 170  
 Southlake, TX  
 Southlake Carroll HS

**CAREER GAME HIGHS**

Rec.: 0  
 Rec. Yds: 0  
 Rec. TDs: 0  
 Long Rec.: 0  
 All Purpose Yds: 0

**2017 SEASON GAME HIGHS**

Rec.: 0  
 Rec. Yds: 0  
 Rec. TDs: 0  
 Long Rec.: 0  
 All Purpose Yds: 0

- Has appeared in five games this season, primarily on ST



**TREVOR MOORE**  
**30** SR • K • 5-11 • 187  
 Edmond, OK  
 Edmond North HS

**CAREER GAME HIGHS**

FG's Made: 5 (vs. SMU, 2014)  
 FG's Att.: 5 (vs. SMU, 2014)  
 Long FG: 51 (vs. La Tech, 2016)  
 Touchbacks: 5 (2x, last vs. UAB, 2017)

**2017 SEASON GAME HIGHS**

FG's Made: 4 (vs. UAB)  
 FG's Att.: 4 (vs. UAB)  
 Long FG: 48 (2x, last at La Tech)  
 Touchbacks: 5 (3x, last at Southern Miss)

- Has made 135 consecutive extra points, which is a school record



**ALVIN KENWORTHY**  
**36** RS SO • P • 6-3 • 188  
 Rowlett, TX  
 Kilgore College


**CAREER GAME HIGHS**

Punts: 5 (at Iowa, 2017)  
 Long Punt: 51 (vs. UAB, 2017)  
 Inside 20: 2 (2x, last at Iowa, 2017)  
 Touchbacks (KO): 0

**2017 SEASON GAME HIGHS**

Punts: 5 (at Iowa)  
 Long Punt: 51 (vs. UAB)  
 Inside 20: 2 (2x, last at Iowa)  
 Touchbacks (KO): 0

- Is averaging 36.8 yards per punt on 18 attempts



**BLAKE PATTERSON**  
**93** RS FR • P • 6-2 • 185  
 Round Rock, TX  
 Cedar Ridge HS

**CAREER GAME HIGHS**

Punts: 4 (3x, last vs. Old Dominion, 2017)  
 Long Punt: 68 (vs. Old Dominion, 2017)  
 Inside 20: 3 (at Florida Atlantic, 2017)  
 Touchbacks (KO): 1 (vs. Lamar, 2017)

**2017 SEASON GAME HIGHS**


Punts: 4 (2x, last at Florida Atlantic)  
 Long Punt: 55 (at Florida Atlantic)  
 Inside 20: 3 (at Florida Atlantic)  
 Touchbacks (KO): 1 (vs. Lamar)

- Is averaging 41.9 yards per punt on 17 attempts


**BROADCAST BIOS - DEFENSE**

	<b>2</b>	<b><u>ERIC JENKINS</u></b>	<b>CAREER GAME HIGHS</b>	<b>2017 SEASON GAME HIGHS</b>
		SR • DB • 5-10 • 170 New Orleans, LA LA Valley College	Tackles: 7 (2x, last vs. Old Dominion, 2017) TFLS: 1.0 (2x, last vs. Old Dominion, 2017) INT: 2 (at Army, 2016) Sacks: 0.0 PBU: 2 (5x, last at La Tech, 2017)	Tackles: 7 (2x, last vs. Old Dominion) TFLS: 1.0 (vs. Old Dominion) INT: 1 (vs. Old Dominion) Sacks: 0.0 PBU: 2 (3x, last at La Tech)


• Intercepted his first pass of the season on 10/28 vs. Old Dominion

	<b>4</b>	<b><u>KHAIRI MUHAMMAD</u></b>	<b>CAREER GAME HIGHS</b>	<b>2017 SEASON GAME HIGHS</b>
		Kye-ree SO • DB • 5-11 • 182 Dallas, TX DeSoto HS	Tackles: 13 (at Iowa, 2017) TFLS: 1.5 (at SMU, 2017) INT: 1 (vs. Southern Miss, 2016) Sacks: 1.0 (at SMU, 2017) PBU: 1 (2x, last at La Tech, 2017)	Tackles: 13 (at Iowa) TFLS: 1.5 (at SMU) INT: 0 Sacks: 1.0 (at SMU) PBU: 1 (at La Tech)


• Has a team-high 74 total tackles on the season, 3.0 TFL, with a half sack, a FF and FR

	<b>6</b>	<b><u>KISHAWN MCCLAIN</u></b>	<b>CAREER GAME HIGHS</b>	<b>2017 SEASON GAME HIGHS</b>
		KEY-shawn SR • S • 5-11 • 194 Rosenberg, TX Terry HS	Tackles: 16 (vs. Rice, 2015) TFLS: 1.5 (at UTSA, 2016) INT: 1 (6x, last vs. UAB, 2017) Sacks: 1.0 (vs. Marshall, 2016) PBU: 2 (vs. Portland State, 2015)	Tackles: 11 (2x, last vs. Old Dominion) TFLS: 1.0 (3x, last vs. Old Dominion) INT: 1 (vs. UAB) Sacks: 0.0 PBU: 1 (2x, last at Southern Miss)

• On the Thorpe Watch List and has 66 tackles, 3.5 TFL, an interception, a FF and two pass break-ups

	<b>7</b>	<b><u>DEE BAULKMAN</u></b>	<b>CAREER GAME HIGHS</b>	<b>2017 SEASON GAME HIGHS</b>
		balk-min SR • DB • 5-11 • 191 Bainbridge, GA Arizona Western	Tackles: 7 (at Army, 2016) TFLS: 1.0 (4x, last at WKU, 2016) INT: 0 Sacks: 1.0 (at Army, 2016) PBU: 2 (vs. Old Dominion, 2017)	Tackles: 3 (vs. Old Dominion) TFLS: 0.0 INT: 0 Sacks: 0.0 PBU: 2 (vs. Old Dominion)

• Has appeared six times in 2017

	<b>9</b>	<b><u>NATE BROOKS</u></b>	<b>CAREER GAME HIGHS</b>	<b>2017 SEASON GAME HIGHS</b>
		JR • DB • 6-0 • 176 Whitehouse, TX Whitehouse HS	Tackles: 11 (vs. UTSA, 2015) TFLS: 2.5 (vs. WKU, 2015) INT: 2 (vs. Southern Miss, 2016) Sacks: 1.0 (at Rice, 2016) PBU: 2 (2x, last at Florida, 2016)	Tackles: 6 (at Iowa) TFLS: 0.5 (vs. Lamar) INT: 0 Sacks: 0.0 (vs. Lamar) PBU: 1 (at SMU)

• Named a 2017 preseason All-Conference USA selection and has started four games at CB

	<b>11</b>	<b><u>CAM JOHNSON</u></b>	<b>CAREER GAME HIGHS</b>	<b>2017 SEASON GAME HIGHS</b>
		FR • DB • 5-11 • 177 Houston, TX John H. Reagan Heights HS	Tackles: 2 (2x, last vs. Old Dominion, 2017) TFLS: 0.0 INT: 0 Sacks: 0.0 PBU: 0	Tackles: 2 (2x, last vs. Old Dominion) TFLS: 0.0 INT: 0 Sacks: 0.0 PBU: 0


• Recorded first career tackle in his collegiate debut on 9/2 vs. Lamar


	<b>15</b>	<b><u>ULAIASI TAUAALO</u></b>	<b>CAREER GAME HIGHS</b>	<b>2017 SEASON GAME HIGHS</b>
		lie-AH-see tower-AH-low RS JR • DT • 6-2 • 287 Keller, TX Central HS	Tackles: 6 (at Army, 2016) TFLS: 1.0 (4x, last vs. Lamar, 2017) INT: 0 Sacks: 1.0 (2x, last vs. Lamar, 2017) QBH: 1 (vs. Lamar, 2017)	Tackles: 5 (at Iowa) TFLS: 1.0 (vs. Lamar) INT: 0 Sacks: 1.0 (vs. Lamar) QBH: 1 (vs. Lamar)

• Nicknamed Toala Bear, recorded first sack of 2017 on 9/2 vs. Lamar

**BROADCAST BIOS - DEFENSE**

	<b>16</b>	<b><u>KEMON HALL</u></b> KEY-mon JR • DB • 5-11 • 185 Calhoun City, MS Itawamba CC	<b>CAREER GAME HIGHS</b> Tackles: 8 (at Southern Miss, 2017) TFLS: 0.0 INT: 1 (at SMU, 2017) Sacks: 0.0 PBU: 2 (at SMU, 2017)	<b>2017 SEASON GAME HIGHS</b> Tackles: 8 (at Southern Miss) TFLS: 0.0 INT: 1 (at SMU) Sacks: 0.0 PBU: 2 (at SMU)
		<ul style="list-style-type: none"> <li>• Has 51 tackles, an interception and six PBUs in nine starts at CB</li> </ul>		

	<b>17</b>	<b><u>JOE OZUGWU</u></b> OH-zuh-GOO RS FR • LB • 6-3 • 217 Alief, TX Taylor HS	<b>CAREER GAME HIGHS</b> Tackles: 7 (at La Tech, 2017) TFLS: 1.5 (at La Tech, 2017) INT: 0 Sacks: 0.5 (at La Tech) PBU: 0	<b>2017 SEASON GAME HIGHS</b> Tackles: 7 (at La Tech) TFLS: 1.5 (at La Tech) INT: 0 Sacks: 0.5 (at La Tech) PBU: 0
		<ul style="list-style-type: none"> <li>• Had a career-high 7 tackles, 0.5 sack, 1.5 TFL and a FF 11/4 at La Tech</li> </ul>		

	<b>18</b>	<b><u>JOSHUA WHEELER</u></b> SR • LB • 6-3 • 229 Grand Prairie, TX Tyler JC	<b>CAREER GAME HIGHS</b> Tackles: 8 (vs. Army, 2016) TFLS: 2.0 (2x, last vs. UAB, 2017) INT: 0 Sacks: 2.0 (vs. UAB, 2017) PBU: 1 (at Army, 2016)	<b>2017 SEASON GAME HIGHS</b> Tackles: 6 (vs. UAB) TFLS: 2.0 (vs. UAB) INT: 0 Sacks: 2.0 (vs. UAB) PBU: 0
		<ul style="list-style-type: none"> <li>• Recorded first two sacks of 2017 vs. UAB on 9/23, nickname is Earl</li> </ul>		

	<b>20</b>	<b><u>WILLIAM LEMASTERS</u></b> RS SO • LB • 6-2 • 217 Dallas, TX Parish Episcopal	<b>CAREER GAME HIGHS</b> Tackles: 4 (vs. Lamar, 2017) TFLS: 0.0 INT: 1 (vs. Lamar, 2017) Sacks: 0.0 PBU: 2 (vs. Lamar, 2017)	<b>2017 SEASON GAME HIGHS</b> Tackles: 4 (vs. Lamar) TFLS: 0.0 INT: 1 (vs. Lamar) Sacks: 0.0 PBU: 2 (vs. Lamar)
		<ul style="list-style-type: none"> <li>• Intercepted first pass of his career in the fourth quarter on 9/2 vs. Lamar</li> </ul>		

	<b>22</b>	<b><u>E.J. EJIYA</u></b> ay-JEE-ah RS JR • LB • 6-3 • 223 Blaine, MN North Dakota State College of Sciences	<b>CAREER GAME HIGHS</b> Tackles: 12 (at Florida Atlantic, 2017) TFLS: 2.0 (at SMU, 2017) INT: 0 Sacks: 2.0 (at SMU, 2017) PBU: 0	<b>2017 SEASON GAME HIGHS</b> Tackles: 12 (at Florida Atlantic) TFLS: 2.0 (at SMU) INT: 0 Sacks: 2.0 (at SMU) PBU: 0
		<ul style="list-style-type: none"> <li>• Tied for team-high 73 tackles, 7.5 TFL, a team-high 4.5 sacks and a FF</li> </ul>		

	<b>24</b>	<b><u>TAYLOR ROBINSON</u></b> RS SO • S • 5-11 • 181 Keller, TX Central HS	<b>CAREER GAME HIGHS</b> Tackles: 7 (vs. La Tech, 2016) TFLS: 1.5 (at UTSA, 2016) INT: 0 Sacks: 0.0 PBU: 1 (vs. La Tech, 2016)	<b>2017 SEASON GAME HIGHS</b> Tackles: 4 (vs. Lamar) TFLS: 0.0 INT: 0 Sacks: 0.0 PBU: 0
		<ul style="list-style-type: none"> <li>• Has two blocked punts in 2017</li> </ul>		


	<b>27</b>	<b><u>ASHTON PRESTON</u></b> JR • DB • 5-10 • 183 Edmond, OK Santa Fe HS	<b>CAREER GAME HIGHS</b> Tackles: 10 (at Rice, 2016) TFLS: 2.0 (at Rice, 2016) INT: 1 (vs. La Tech, 2016) Sacks 1.0 (at Rice, 2016) PBU: 1 (4x, last at Southern Miss, 2017)	<b>2017 SEASON GAME HIGHS</b> Tackles: 5 (at La Tech) TFLS: 1.0 (vs. Lamar) INT: 0 Sacks: 0.0 PBU: 1 (3x, last at Southern Miss)
		<ul style="list-style-type: none"> <li>• Has posted 27 total tackles (2.0 TFL) in nine appearances, seven starts</li> </ul>		



**BROADCAST BIOS - DEFENSE**

	<b>31</b>	<b><u>MAKYLE SANDERS</u></b>	<b>CAREER GAME HIGHS</b>	<b>2017 SEASON GAME HIGHS</b>
		FR • S • 6-0 • 181 Tyler, TX Robert E. Lee HS	Tackles: 3 (at Iowa, 2017) TFLS: 0.0 INT: 0 Sacks 0.0 PBU: 0	Tackles: 3 (at Iowa) TFLS: 0.0 INT: 0 Sacks: 0.0 PBU: 0


• Posted three tackles at Iowa on 9/16

	<b>37</b>	<b><u>BRANDON GARNER</u></b>	<b>CAREER GAME HIGHS</b>	<b>2017 SEASON GAME HIGHS</b>
		RS JR • LB • 5-11 • 221 Mansfield, TX Timberview HS	Tackles: 11 (at Army, 2016) TFLS: 3.0 (vs. Marshall, 2016) INT: 0 Sacks: 2.0 (vs. Marshall, 2016) PBU: 2 (at SMU, 2017)	Tackles: 7 (vs. UTSA) TFLS: 2.0 (vs. UAB) INT: 0 Sacks: 1.0 (vs. UAB) PBU: 2 (at SMU)

• Has 40 tackles, 5.5 TFL, 1.0 sack and three PBUs

	<b>41</b>	<b><u>COLTON MCDONALD</u></b>	<b>CAREER GAME HIGHS</b>	<b>2017 SEASON GAME HIGHS</b>
		SR • LB • 6-4 • 210 Haslet, TX West Texas A&M	Tackles: 10 (at Iowa, 2017) TFLS: 1.0 (2x, last at Iowa, 2017) INT: 0 Sacks 0.0 PBU: 1 (at Southern Miss, 2017)	Tackles: 10 (at Iowa) TFLS: 1.0 (2x, last at Iowa) INT: 0 Sacks: 0.0 PBU: 1 (at Southern Miss)


• Posted career-high 10 tackles with a TFL at Iowa on 9/16

	<b>49</b>	<b><u>RODERICK YOUNG</u></b>	<b>CAREER GAME HIGHS</b>	<b>2017 SEASON GAME HIGHS</b>
		JR • DL • 6-1 • 284 Spring, TX Dekaney HS	Tackles: 7 (at Iowa, 2017) TFLS: 3.0 (at La Tech, 2017) INT: 0 Sacks: 1.0 (3x, last at La Tech, 2017) QBH: 4 (vs. UAB, 2017)	Tackles: 5 (at La Tech) TFLS: 3.0 (at La Tech) INT: 0 Sacks: 1.0 (2x, last at La Tech) QBH: 4 (vs. UAB)

• Has started all 9 games and has posted 29 total tackles and 2.0 sacks

	<b>50</b>	<b><u>LADARIUS HAMILTON</u></b>	<b>CAREER GAME HIGHS</b>	<b>2017 SEASON GAME HIGHS</b>
		SO • DE • 6-3 • 253 Corrigan, TX Corrigan-Camden HS	Tackles: 3 (5x, last vs. Old Dominion, 2017) TFLS: 2.0 (at SMU, 2017) INT: 0 Sacks: 1.0 (vs. Southern Miss, 2016) QBH: 2 (vs. UTSA, 2017)	Tackles: 3 (4x, last vs. Old Dominion) TFLS: 2.0 (at SMU) INT: 0 Sacks: 0.0 QBH: 2 (vs. UTSA)

• Has 18 tackles, 3.0 TFL with four quarterback hurries and a FR

	<b>90</b>	<b><u>TILLMAN JOHNSON</u></b>	<b>CAREER GAME HIGHS</b>	<b>2017 SEASON GAME HIGHS</b>
		SR • DE • 6-1 • 251 Round Rock, TX McNeil HS	Tackles: 5 (vs. Nicholls, 2014) TFLS: 3.0 (vs. Nicholls, 2014) INT: 0 Sacks: 3.0 (vs. Nicholls, 2014) QBH: 1 (vs. Lamar, 2017)	Tackles: 4 (vs. Old Dominion) TFLS: 1.0 (vs. Old Dominion) INT: 0 Sacks: 1.0 (vs. Old Dominion) QBH: 1 (vs. Lamar)

• Has appeared five times in 2017 for the Mean Green

	<b>99</b>	<b><u>ANDY FLUSCHE</u></b>	<b>CAREER GAME HIGHS</b>	<b>2017 SEASON GAME HIGHS</b>
		Fluh-shee RS SR • DE • 6-3 • 255 Muenster, Texas Muenster HS	Tackles: 5 (4x, last vs. ODU, 2017) TFLS: 2.0 (vs. Old Dominion, 2017) INT: 1 (vs. Old Dominion, 2017) Sacks: 1.0 (3x, last vs. UAB, 2017) QBH: 2 (2x, last at SMU, 2017)	Tackles: 5 (2x, last vs. Old Dominion) TFLS: 2.0 (vs. Old Dominion) INT: 1 (vs. Old Dominion) Sacks: 1.0 (vs. UAB) QBH: 2 (2x, last at SMU)

• Has appeared in nine games in 2017 and has 32 total tackles with 1.5 sacks, 6.0 TFL, an INT, 2 pass break-ups and 4 QB hurries

## PRONUNCIATION GUIDE

54 - <b>Creighton</b> Barr - cray-tin	7 - Dee <b>Baulkman</b> - ballk-min
8 - Rico <b>Bussey</b> , Jr. - buss-EE	84 - <b>Jaelon Darden</b> - jay-lin
5 - <b>Tyreke</b> Davis - tie-REEK	22 - E.J. <b>Ejiya</b> - ay-GEE-uh
99 - Andy <b>Flusche</b> - fluh-shee	9 - Jaylen <b>Guyton</b> - guy-tin
16 - <b>Kemon</b> Hall - KEY-mon	50 - <b>LaDarius</b> Hamilton - LUH-dare-ee-us
46 - Christian <b>Hosley</b> - HOSE-lee	13 - <b>Quinetin</b> Jackson - Kwin-tin
96 - <b>Tony Krasniqi</b> - kraz-NICK-ee	44 - Cannon <b>Maki</b> - MACK-ee
6 <b>Kishawn</b> McClain - KEY-shawn	72 - <b>Manase Mose</b> - muh-NAH-say mo-say
60 - <b>Sosaia Mose</b> - so-SIGH-uh mo-say	4 <b>Khairi</b> Muhammad - KYE-ree
17 - Joe <b>Ozogu</b> - OH-zuh-GOO	52 - Jevin <b>Pahinui</b> - pah-HEE-new-EE
15 <b>Ulaiasi Tauaalo</b> - lie-AH-see tower-ah-low	46 - Patrick <b>Udofia</b> - you-doh-fia
19 <b>Nnamdi Umeakuana</b> - oo-may-uh-kwon-uh	

## 2017 Game Summaries

### Game 1

September 2, 2017  
Denton, Texas  
North Texas 59, Lamar 14

#### ↳ Team Statistics

	LU	UNT
First Downs	15	31
Rushes-Yards	33-86	60-436
Passing-Yards	180	232
Comp-Att-Int	20-41-1	17-24-0
Total Plays-Yards	74-266	84-668
Punts-Yards	9-330	3-109
Fumbles/Lost	2-1	1-1
Penalties	3-15	5-40
3rd Down Conv.	4/18	3/11
Time of Possession	21:06	38:54

#### ↳ Individual Statistics

**RUSHING** - LU - King 11-37, **North Texas** - Wilson 12-176  
**PASSING** - LU - Colbert, Jr. 14-28-140-2, **North Texas** - Fine 15-21-224-0  
**RECEIVING** - LU - Mart. Hawthorne 2-79, **North Texas** - Lawrence 3-70, Guyton 4-63

#### ↳ Score By Quarters

	1	2	3	4	Score
Lamar	7	7	0	0	14
North Texas	17	21	14	7	59

#### ↳ Scoring Summary

UNT - Wilson 10 yd run (Moore kick), 12:01, 1st  
 UNT - Jackson, 31 yd pass from Fine (Moore kick), 8:38, 1st  
 UNT - Moore, 24 yd FG, 4:04, 1st  
 LU - Wood, 1 yd pass from Colbert, Jr. (Martinez kick), 0:34, 1st  
 UNT - Wilson, 2 yd run (Moore kick), 10:26, 2nd  
 UNT - Wilson 62 yd run (Moore kick), 8:28 2nd  
 LU - Mart. Hawthorne 68 yd pass from Colbert, Jr. (Martinez kick), 4:59, 2nd  
 UNT - Lawrence 44 yd pass from Fine (Moore kick), 1:56, 2nd  
 UNT - Smith 9 yd pass from Fine (Moore kick), 12:31, 3rd  
 UNT - Smith, 1 yd run (Moore kick), 6:02, 3rd  
 UNT - Tucker, 12 yd run (Moore kick), 14:54, 4th

### Game 2

September 9, 2017  
Dallas, Texas  
SMU 54, North Texas 32

#### ↳ Team Statistics

	UNT	SMU
First Downs	22	20
Rushes-Yards	27-69	34-99
Passing-Yards	424	394
Comp-Att-Int	32-47-2	22-41-1
Total Plays-Yards	74-493	75-493
Punts-Yards	4-155	7-278
Fumbles/Lost	2-1	0-0
Penalties	7-58	4-50
3rd Down Conv.	6-for-15	9-for-18
Time of Possession	32:02	27:58

#### ↳ Individual Statistics

**RUSHING** - **North Texas** - Wilson 13-36, **SMU** - Jones 13-74.  
**PASSING** - **North Texas** - Fine 32-47-424-2, **SMU** - Hicks 20-39-312-1  
**RECEIVING** - **North Texas** - Guyton 3-109, Lawrence 8-90 **SMU** - Sutton 8-163, Quinn 6-96

#### ↳ Score By Quarters

	1	2	3	4	Score
North Texas	10	0	7	15	32
SMU	10	14	16	14	54

#### ↳ Scoring Summary

UNT - Wilson 2 yd run (Moore kick), 11:41 1st  
 UNT - Moore 46 yd FG, 8:45, 1st  
 SMU - Sutton 62 yd pass from Hicks (Williams kick), 6:49, 1st  
 SMU - Williams 36 yd FG, 2:32, 1st  
 SMU - Sutton 40 yd pass from Hicks (Williams kick), 5:15, 2nd  
 SMU - Sutton 4 yd pass from Hicks (Williams kick), 0:10, 2nd  
 SMU - Sutton 35 yd pass from Hicks, 14:24, 3rd  
 SMU - Jones 1 yd run (Williams kick), 11:23, 3rd  
 UNT - Guyton 72 yd pass from Fine (Moore kick), 6:56, 3rd  
 SMU - Team safety, 4:02, 3rd  
 SMU - Jones 47 yd run (Williams kick), 14:30, 4th  
 SMU - Gailliard 76 yd pass from Gillins (Williams kick), 11:27, 4th  
 UNT - Guyton 29 yd pass from Fine (Moore kick), 10:45, 4th  
 UNT - Darden 13 yd pass from Fine (Darden pass from Fine), 3:24,

## 2017 Game Summaries

### Game 3

September 16, 2017  
Iowa City, Iowa  
Iowa 31, North Texas 14

#### ↳ Team Statistics

	UNT	IOWA
First Downs	17	28
Rushes-Yards	17-112	59-238
Passing-Yards	193	197
Comp-Att-Int	18-29-1	16-27-0
Total Plays-Yards	46-305	86-435
Punts-Yards	5-152	1-47
Fumbles/Lost	2-1	2-2
Penalties	13-119	6-63
3rd Down Conv.	0-for-6	11-for-18
Time of Possession	19:15	40:45

#### ↳ Individual Statistics

**RUSHING** - North Texas - Wilson 12-95, Iowa - Young 19-78, Kelly-Martin 11-74, Butler 16-74

**PASSING** - North Texas - Fine 16-26-167-1, Iowa - Stanley 16-27-197-0

**RECEIVING** - North Texas - Smiley 7-74, Iowa - Easley 5-37

#### ↳ Score By Quarters

	1	2	3	4	Score
North Texas	7	7	0	0	14
Iowa	7	3	7	14	31

#### ↳ Scoring Summary

UNT - Wilson 41 yd run (Moore kick), 5:34, 1st  
Iowa - Hockenson, 8 yd pass from Stanley (Recinos kick), 0:52, 1st  
Iowa - Recinos, 42 yd FG, 5:23, 2nd  
UNT - Guyton, 13 yd pass from Shanbour (Moore kick), 0:11, 2nd  
Iowa - Fant, 23 yd pass from Stanley (Recinos kick), 4:24, 3rd  
Iowa - Kelly-Martin 2 yd run (Recinos kick), 8:16 4th  
Iowa - Kelly-Martin, 6 yd run (Recinos kick), 1:47, 4th

### Game 4

September 23, 2017  
Denton, Texas  
North Texas 46, UAB 43

#### ↳ Team Statistics

	UAB	UNT
First Downs	16	28
Rushes-Yards	36-74	44-287
Passing-Yards	321	261
Comp-Att-Int	17-36-1	15-29-0
Total Plays-Yards	72-395	73-548
Punts-Yards	6-202	2-89
Fumbles/Lost	1-1	2-2
Penalties	7-49	4-33
3rd Down Conv.	12-for-19	6-for-13
Time of Possession	28:28	31:32

#### ↳ Individual Statistics

**RUSHING** - UAB - S. Brown 17-50, North Texas - Wilson 26-211.

**PASSING** - UAB - Erdely 17-36-321-1, North Texas - Fine 15-29-261-0

**RECEIVING** - UAB - A. Wilson 5-150, C. Lisa 4-105, North Texas - K. Smith 4-82, Lawrence 3-64

#### ↳ Score By Quarters

	1	2	3	4	Score
UAB	7	7	15	14	43
North Texas	10	20	7	9	46

#### ↳ Scoring Summary

UAB - Brown 1 yd run (Vogel kick), 9:06 1st  
UNT - Moore 29 yd FG, 3:19, 1st  
UNT - Guyton 47 yd pass from Fine (Moore kick), 0:41, 1st  
UNT - Wilson 2 yd run (Moore kick), 11:17, 2nd  
UNT - N. Smith 29 yd run (Team kick failed), 4:03, 2nd  
UAB - A. Wilson 48 yd pass from Erdely (Vogel kick), 2:25, 2nd  
UNT - Lawrence 40 yd pass from Fine (Moore kick), 0:44, 2nd  
UAB - Stanley 6 yd run (Vogel kick), 8:45, 3rd  
UNT - Smiley 22 yd pass from Fine (Moore kick), 6:56, 3rd  
UAB - A. Wilson 58 yd pass from Erdely (Scott pass from Ederly), 2:30, 3rd  
UNT - Moore 40 yd FG, 14:12, 4th  
UNT - Moore 45 yd FG, 7:43, 4th  
UAB - Copeland 4 yd pass from Erdely (Vogel kick), 5:51, 4th  
UAB - Stanley 5 yd pass from Erdely (Vogel kick), 0:27, 4th  
UNT - Moore 22 yd FG, 0:07, 4th

## 2017 Game Summaries

### Game 5

September 30, 2017  
 Hattiesburg, Mississippi  
 North Texas 43. Southern Miss 28

#### ↳ Team Statistics

	UNT	USM
First Downs	24	18
Rushes-Yards	46-174	29-145
Passing-Yards	366	270
Comp-Att-Int	24-41-1	19-42-0
Total Plays-Yards	87-540	71-415
Punts-Yards	4-158	8-266
Fumbles/Lost	2-1	0-0
Penalties	3-19	6-64
3rd Down Conv.	9-for-21	5-for-15
Time of Possession	36:33	23:27

#### ↳ Individual Statistics

**RUSHING** - North Texas - Wilson 30-148, Southern Miss - Smith 13-102  
**PASSING** - North Texas - Fine 24-40-366-1, Southern Miss - Griggs 19-42-270-0  
**RECEIVING** - North Texas - Guyton 14-211, Southern Miss - Staggers 5-112

#### ↳ Score By Quarters

	1	2	3	4	Score
North Texas	7	10	16	10	43
Southern Miss	14	7	7	0	28

#### ↳ Scoring Summary

USM - Staggers, 7 yd pass from Griggs (Shaunfield kick), 11:44, 1st  
 USM - Griggs, 4 yd run (Shaunfield kick), 5:38, 1st  
 UNT - Wilson, 46 yd run (Moore kick), 0:47, 1st  
 USM - Smith, 65 yd run (Shaunfield kick), 10:00, 2nd  
 UNT - Guyton, 2 yd pass from Fine (Moore kick), 2:42, 2nd  
 UNT - Moore, 48 yd FG, 0:00 2nd  
 UNT - Moore, 20 yd FG, 9:01, 3rd  
 UNT - Bussey, Jr., 16 yd pass from Fine (Moore kick), 4:08, 3rd  
 UNT - Wilson, 43 yd run (Fine pass failed), 2:49, 3rd  
 USM - Smith, 4 yd run (Shaunfield kick), 0:00, 3rd  
 UNT - Wilson, 6 yd run (Moore kick), 11:29, 4th  
 UNT - Moore, 44 yd FG, 4:30, 4th

### Game 6

October 14, 2017  
 Denton, Texas  
 North Texas 29, UTSA 26

#### ↳ Team Statistics

	UTSA	UNT
First Downs	19	19
Rushes-Yards	41-174	32-87
Passing-Yards	215	354
Comp-Att-Int	13-25-0	20-35-0
Total Plays-Yards	66-389	67-441
Punts-Yards	5-228	4-156
Fumbles/Lost	1-0	2-0
Penalties	7-60	3-29
3rd Down Conv.	4-for-14	9-for-16
Time of Possession	31:41	28:19

#### ↳ Individual Statistics

**RUSHING** - UTSA - Rhodes 19-71, North Texas - Wilson 16-83.  
**PASSING** - UTSA - Sturm 13-24-215-0, North Texas - Fine 20-34-354-1  
**RECEIVING** - UTSA - Stewart 3-54, North Texas - Guyton 8-182

#### ↳ Score By Quarters

	1	2	3	4	Score
UTSA	7	10	3	6	26
North Texas	16	0	0	13	29

#### ↳ Scoring Summary

UNT - Fine 2 yd run (Moore kick), 7:35 1st  
 UNT - Guyton 77 yd pass from Fine (Team kick failed), 5:32, 1st  
 UTSA - Clay 41 yd pass from Sturm (Sackett kick), 4:38, 1st  
 UNT - Moore 23 yd FG, 0:34, 1st  
 UTSA - Sackett 42 yd FG, 12:17, 2nd  
 UTSA - Beard 0 yd fumble recovery (Sackett kick), 2:00, 2nd  
 UTSA - Sackett 37 yd FG, 8:23, 3rd  
 UNT - Guyton 32 yd pass from Fine (Team kick failed), 12:47, 4th  
 UTSA - Rhodes 43 yd pass from Sturm (Sturm pass failed), 3:29, 4th  
 UNT - Bussey, Jr. 22 yd pass from Fine (Moore kick), 0:10, 4th

## 2017 Game Summaries

### Game 7

October 21, 2017  
 Boca Raton, Florida  
 Florida Atlantic 69, North Texas 31

#### ↳ Team Statistics

	UNT	FAU
First Downs	25	37
Rushes-Yards	33-137	48-447
Passing-Yards	283	357
Comp-Att-Int	31-47-2	24-35-0
Total Plays-Yards	80-420	83-804
Punts-Yards	4-188	0-0
Fumbles/Lost	2-1	2-0
Penalties	6-41	5-39
3rd Down Conv.	7-for-16	7-for-12
Time of Possession	30:35	28:55

#### ↳ Individual Statistics

**RUSHING** - North Texas - Wilson 11-49, FAU - Singletary 17-123, Whyte 2-86, Howell 13-70

**PASSING** - North Texas - Fine 31-47-283-2, FAU - Driskel 24-35-357-0

**RECEIVING** - North Texas - Lawrence 11-112, FAU - Wright 8-141

#### ↳ Score By Quarters

	1	2	3	4	Score
North Texas	0	7	10	14	31
Florida Atlantic	24	17	21	7	69

#### ↳ Scoring Summary

FAU - Singletary, 2 yd run (Joseph kick), 11:53, 1st  
 FAU - Singletary, 4 yd run (Joseph kick), 6:41, 1st  
 FAU - Joseph, 44 yd FG, 3:45, 1st  
 FAU - Wright, 69 yd pass from Driskel (Joseph kick), 1:16, 1st  
 UNT - Rutherford, 9 yd pass from Fine (Moore kick), 11:45, 2nd  
 FAU - Driskel, 1 yd run, 7:23 2nd  
 FAU - Singletary, 22 yd run (Joseph kick), 3:55, 2nd  
 FAU - Joseph, 24 yd FG, 0:00, 2nd  
 UNT - Moore, 44 yd FG, 10:37, 3rd  
 FAU - Bryant, 5 yd pass from Driskel (Joseph kick), 8:32, 3rd  
 UNT - Wilson, 6 yd run (Moore kick), 6:17, 3rd  
 FAU - Howell, 2 yd run (Joseph kick), 3:00, 3rd  
 FAU - Whyte, 82 yd run (Joseph kick), 0:00, 3rd  
 FAU - Franklin, 55 yd run (Joseph kick), 12:41, 4th  
 UNT - Johnson, 8 yd run (Moore kick), 8:25, 4th  
 UNT - Smith, 1 yd pass from Fine (Moore kick), 0:30, 4th

### Game 8

October 28, 2017  
 Denton, Texas  
 North Texas 45, Old Dominion 38

#### ↳ Team Statistics

	ODU	UNT
First Downs	21	24
Rushes-Yards	48-205	41-151
Passing-Yards	181	309
Comp-Att-Int	21-36-2	25-36-1
Total Plays-Yards	84-386	77-460
Punts-Yards	3-55	4-181
Fumbles/Lost	1-1	2-1
Penalties	2-25	3-45
3rd Down Conv.	7-for-17	6-for-14
Time of Possession	32:19	27:41

#### ↳ Individual Statistics

**RUSHING** - ODU - Cox 24-109, North Texas - Smith 18-71.

**PASSING** - ODU - Williams 21-35-181-2, North Texas - Fine 25-36-309-1

**RECEIVING** - ODU - Vaughn 6-69, North Texas - Bussey, Jr. 7-111

#### ↳ Score By Quarters

	1	2	3	4	Score
Old Dominion	10	13	15	0	38
North Texas	14	21	0	10	45

#### ↳ Scoring Summary

UNT - Wilson 1 yd run (Moore kick), 10:05 1st  
 ODU - Harper 97 yd kickoff return (Rice kick), 9:52, 1st  
 UNT - Bussey, Jr. 34 yd pass from Fine (Moore kick), 8:49, 1st  
 ODU - Rice ,45 yd FG, 2:28, 1st  
 UNT - Johnson 6 yd run (Moore kick), 14:32, 2nd  
 UNT - Johnson 40 yd blocked punt return (Moore kick), 11:57, 2nd  
 ODU - Harper 98 yd kickoff return (Rice kick), 11:41, 2nd  
 ODU - Rice ,28 yd FG, 10:31, 2nd  
 UNT - Smith 1 yd run (Moore kick), 5:39, 2nd  
 ODU - Rice, 34 yd FG, 0:00, 2nd  
 ODU - Cox 1 yd run (Rice kick), 11:27, 3rd  
 ODU - Williams 10 yd run (Rice kick), 1:37, 3rd  
 UNT - Moore, 23 yd FG, 10:45, 4th  
 UNT - Smith 20 yd run (Moore kick), 7:27, 4th

## 2017 Game Summaries

# Game 9

November 4, 2017

Ruston, Louisiana

North Texas 24, Louisiana Tech 23

### ↳ Team Statistics

	UNT	LT
First Downs	26	19
Rushes-Yards	41-204	41-147
Passing-Yards	211	168
Comp-Att-Int	33-37-1	16-28-0
Total Plays-Yards	78-415	69-315
Punts-Yards	5-187	4-168
Fumbles/Lost	1-0	1-0
Penalties	4-45	5-37
3rd Down Conv.	9-for-15	7-for-17
Time of Possession	30:08	29:52

### ↳ Individual Statistics

**RUSHING** - North Texas - Wilson 20-165, LT - Scott 16-64

**PASSING** - North Texas - Fine 23-37-211-1, LT - Smith 16-28-168-0

**RECEIVING** - North Texas - Guyton 5-37, Lawrence 4-47, LT - Bonnette 6-77, Veal 6-50

### ↳ Score By Quarters

	1	2	3	4	Score
North Texas	7	3	7	7	24
Florida Atlantic	3	14	3	3	23

### ↳ Scoring Summary

UNT - Wilson, 8 yd run (Moore kick), 4:12, 1st

LT - Barnes, 47-yd FG, 0:46, 1st

LT - Scott, 4 yd run (Barnes kick) 12:17, 2nd

LT - Smith, 7 yd run (Barnes kick), 0:39, 2nd

UNT - Moore, 48 yd FG, 0:00, 2nd

UNT - Bussey, Jr., 22 yd pass from Fine (Moore kick), 11:16 3rd

LT - Barnes, 37 yd FG, 6:50, 3rd

LT - Barnes, 35 yd FG, 13:35, 4th

UNT - Wilson, 14 yd run (Moore kick), 6:04, 4th

## 2017 Starters

### ↳ Offense

Game	LT	LG	C	RG	RT	WR	TE	WR	WR	RB	QB
vs. Lamar	Murray	Woodworth	Barr	S. Mose	Mayfield	Guyton	Smith	Lawrence	Smiley	Wilson	Fine
at SMU	Murray	Woodworth	S. Mose	Henson	Mayfield	Guyton	Smith	Lawrence	Smiley	Wilson	Fine
at Iowa	Murray	Woodworth	Barr	Henson	Mayfield	Guyton	Smith	Lawrence	Smiley	Wilson	Fine
vs. UAB	Murray	Woodworth	Barr	Henson	Mayfield	Guyton	Smith	Lawrence	Bussey, Jr.	Wilson	Fine
at Southern Miss	Murray	Woodworth	Barr	Henson	Mayfield	Guyton	Smith	Chumley (TE)	Bussey, Jr.	Wilson	Fine
vs. UTSA	Murray	Woodworth	S. Mose	Henson	Mayfield	Guyton	Darden (WR)	Lawrence	Bussey, Jr.	Wilson	Fine
at Florida Atlantic	Murray	Woodworth	S. Mose	Henson	Mayfield	Guyton	Smith	Chumley (TE)	Bussey, Jr.	Wilson	Fine
vs. Old Dominion	Murray	Woodworth	S. Mose	Henson	Mayfield	Guyton	Smith	Lawrence	Bussey, Jr.	Wilson	Fine
at La Tech	Murray	Woodworth	S. Mose	Henson	Mayfield	Guyton	Smith	Lawrence	Smiley	Wilson	Fine
vs. UTEP											
vs. Army											
at Rice											

### ↳ Defense

Game	DE	NT	DE	JACK	MLB	WLB	NICK	CB	CB	S	S
vs. Lamar	Moore	Young	Johnson	Ejiya	McDonald	Garner	Preston	Brooks	Hall	McClain	Muhammad
at SMU	Flusche	Young	Hamilton	Ejiya	McDonald	Garner	Preston	Brooks	Hall	McClain	Muhammad
at Iowa	Flusche	Young	Hamilton	Ejiya	McDonald	Garner	Wheeler (LB)	Brooks	Hall	McClain	Muhammad
vs. UAB	Flusche	Young	Hamilton	Wheeler	Ejiya	Garner	Preston	Brooks	Hall	McClain	Muhammad
at Southern Miss	Flusche	Young	Hamilton	Wheeler	Ejiya	McDonald	Preston	Jenkins	Hall	McClain	Muhammad
vs. UTSA	Flusche	Young	Hamilton	Wheeler	Ejiya	Garner	McDonald (LB)	Jenkins	Hall	McClain	Muhammad
at Florida Atlantic	Flusche	Young	Hamilton	Wheeler	Ejiya	Garner	Preston	Jenkins	Hall	McClain	Muhammad
vs. Old Dominion	Flusche	Young	Johnson	Wheeler	Ejiya	Garner	Preston	Jenkins	Hall	McClain	Muhammad
at La Tech	Flusche	Young	Hamilton	Ozougwu	Ejiya	Garner	Preston	Jenkins	Hall	McClain	Muhammad
vs. UTEP											
vs. Army											
at Rice											

## 2017 Results

Sep 02, 2017	LAMAR	W	59-14	1-0	0-0	3:05	19592
Sep 09, 2017	at SMU	L	32-54	1-1	0-0	3:26	24638
Sep 16, 2017	at Iowa Hawkeyes	L	14-31	1-2	0-0	3:26	65668
* Sep 23, 2017	UAB	W	46-43	2-2	1-0	3:21	20142
* Sep 30, 2017	at Southern Miss	W	43-28	3-2	2-0	3:25	21907
* Oct 14, 2017	UTSA	W	29-26	4-2	3-0	3:17	23068
* Oct 21, 2017	at Florida Atlantic	L	31-69	4-3	3-1	3:17	13277
* Oct 28, 2017	OLD DOMINION	W	45-38	5-3	4-1	3:15	18872
* Nov 04, 2017	at LATECH	W	24-23	6-3	5-1	2:52	18504



## 2017 Overall Team Statistics

<b>Team Statistics</b>	<b>NT</b>	<b>OPP</b>
SCORING	323	326
Points Per Game	35.9	36.2
Points Off Turnovers	27	61
FIRST DOWNS	216	193
Rushing	89	83
Passing	114	94
Penalty	13	16
RUSHING YARDAGE	1657	1615
Yards gained rushing	1895	1824
Yards lost rushing	238	209
Rushing Attempts	341	369
Average Per Rush	4.9	4.4
Average Per Game	184.1	179.4
TDs Rushing	21	21
PASSING YARDAGE	2633	2283
Comp-Att-Int	205-325-9	168-311-5
Average Per Pass	8.1	7.3
Average Per Catch	12.8	13.6
Average Per Game	292.6	253.7
TDs Passing	19	18
TOTAL OFFENSE	4290	3898
Total Plays	666	680
Average Per Play	6.4	5.7
Average Per Game	476.7	433.1
KICK RETURNS: #-Yards	26-478	36-931
PUNT RETURNS: #-Yards	12-83	3-17
INT RETURNS: #-Yards	5-1	9-7
KICK RETURN AVERAGE	18.4	25.9
PUNT RETURN AVERAGE	6.9	5.7
INT RETURN AVERAGE	0.2	0.8
FUMBLES-LOST	15-8	10-5
PENALTIES-Yards	48-429	46-402
Average Per Game	47.7	44.7
PUNTS-Yards	35-1375	43-1574
Average Per Punt	39.3	36.6
Net punt average	38.2	33.3
KICKOFFS-Yards	62-3872	59-3499
Average Per Kick	62.5	59.3
Net kick average	37.4	38.9
TIME OF POSSESSION/Game	30:33	29:23
3RD-DOWN Conversions	55/127	66/148
3rd-Down Pct	43%	45%
4TH-DOWN Conversions	11/19	16/25
4th-Down Pct	58%	64%
SACKS BY-Yards	16-126	18-124
MISC YARDS	0	14
TOUCHDOWNS SCORED	41	41
FIELD GOALS-ATTEMPTS	13-15	12-14
ON-SIDE KICKS	0-0	0-1
RED-ZONE SCORES	(29-32) 91%	(30-32) 94%
RED-ZONE TOUCHDOWNS	(23-32) 72%	(23-32) 72%
PAT-ATTEMPTS	(36-39) 92%	(38-38) 100%
ATTENDANCE	81674	143994
Games/Avg Per Game	4/20418	5/28799
Neutral Site Games		0/0

<b>Score by Quarters</b>	<b>1st</b>	<b>2nd</b>	<b>3rd</b>	<b>4th</b>	<b>OT</b>	<b>Total</b>
North Texas	88	89	61	85	0	323
Opponents	89	92	87	58	0	326

## 2017 Overall Individual/Career Statistics

Rushing	gp	att	gain	loss	net	avg	td	lg	avg/g	gp	att	gain	loss	net	avg	td	lg	avg/g
WILSON, Jeffery	9	149	1035	36	999	6.7	13	62	111.0	39	523	3087	98	2989	5.7	29	75	76.6
SMITH, Nic	9	75	347	12	335	4.5	4	32	37.2	9	75	347	12	335	4.5	4	32	37.2
JOHNSON, Evan	9	27	171	0	171	6.3	2	18	19.0	9	27	171	0	171	6.3	2	18	19.0
FINE, Mason	9	64	234	159	75	1.2	1	16	8.3	19	158	632	439	193	1.2	3	80	10.2
SHANBOUR, Quinn	9	5	46	0	46	9.2	0	28	5.1	10	6	46	0	46	7.7	0	28	4.6
TUCKER, Andrew	9	6	45	0	45	7.5	1	16	5.0	42	49	322	5	317	6.5	3	71	7.5
GUYTON, Jalen	9	3	12	0	12	4.0	0	9	1.3	9	3	12	0	12	4.0	0	9	1.3
HOSLEY, C.	9	4	4	2	2	0.5	0	2	0.2	9	4	4	2	2	0.5	0	2	0.2
DARDEN, Jaelon	9	1	1	0	1	1.0	0	1	0.1	9	1	1	0	1	1.0	0	1	0.1
TEAM	7	7	0	29	-29	-4.1	0	0	-4.1									
Total	9	341	1895	238	1657	4.9	21	62	184.1									
Opponents	9	369	1824	209	1615	4.4	21	82	179.4									

Passing	gp	effic	comp-att-int	pct	yds	td	lg	avg/g	gp	effic	comp-att-int	pct	yds	td	lg	avg/g
FINE, Mason	9	145.34	201-317-9	63.4	2599	18	77	288.8	19	131.07	356-578-14	61.6	4171	24	77	219.5
SHANBOUR, Quinn	9	203.12	4-5-0	80.0	34	1	13	3.8	10	169.27	4-6-0	66.7	34	1	13	3.4
TEAM	7	0.00	0-3-0	0.0	0	0	0	0.0								
Total	9	144.88	205-325-9	63.1	2633	19	77	292.6								
Opponents	9	131.57	168-311-5	54.0	2283	18	76	253.7								

Receiving	gp	no.	yds	avg	td	lg	avg/g	gp	no.	yds	avg	td	lg	avg/g
GUYTON, Jalen	9	44	729	16.6	7	77	81.0	9	44	729	16.6	7	77	81.0
LAWRENCE, M.	9	40	529	13.2	2	49	58.8	16	41	545	13.3	2	49	34.1
BUSSEY, Rico	8	22	283	12.9	4	34	35.4	14	30	380	12.7	5	34	27.1
DARDEN, Jaelon	9	20	213	10.6	1	28	23.7	9	20	213	10.6	1	28	23.7
SMILEY, Turner	9	18	288	16.0	1	45	32.0	43	90	1127	12.5	5	55	26.2
SMITH, Kelvin	9	17	187	11.0	0	25	20.8	18	24	266	11.1	2	25	14.8
WILSON, Jeffery	9	16	105	6.6	0	18	11.7	39	62	464	7.5	2	38	11.9
SMITH, Nic	9	13	125	9.6	2	29	13.9	9	13	125	9.6	2	29	13.9
CHUMLEY, Caleb	9	5	71	14.2	0	43	7.9	9	5	71	14.2	0	43	7.9
RUTHERFORD, O.	6	3	23	7.7	1	9	3.8	23	13	111	8.5	1	32	4.8
JOHNSON, Evan	9	3	15	5.0	0	15	1.7	9	3	15	5.0	0	15	1.7
JACKSON, Q.	6	2	40	20.0	1	31	6.7	7	2	40	20.0	1	31	5.7
PIRTLE, Jason	8	1	19	19.0	0	19	2.4	8	1	19	19.0	0	19	2.4
TUCKER, Andrew	9	1	6	6.0	0	6	0.7	42	3	4	1.3	0	6	0.1
Total	9	205	2633	12.8	19	77	292.6							
Opponents	9	168	2283	13.6	18	76	253.7							

Total Offense	g	plays	rush	pass	total	avg/g	g	plays	rush	pass	total	avg/g
FINE, Mason	9	381	75	2599	2674	297.1	19	736	193	4171	4364	229.7
WILSON, Jeffery	9	149	999	0	999	111.0	39	523	2989	0	2989	76.6
SMITH, Nic	9	75	335	0	335	37.2	9	75	335	0	335	37.2
JOHNSON, Evan	9	27	171	0	171	19.0	9	27	171	0	171	19.0
SHANBOUR, Quinn	9	10	46	34	80	8.9	10	12	46	34	80	8.0
TUCKER, Andrew	9	6	45	0	45	5.0	42	49	317	0	317	7.5
GUYTON, Jalen	9	3	12	0	12	1.3	9	3	12	0	12	1.3
HOSLEY, C.	9	4	2	0	2	0.2	9	4	2	0	2	0.2
DARDEN, Jaelon	9	1	1	0	1	0.1	9	1	1	0	1	0.1
TEAM	7	10	-29	0	-29	-4.1						
Total	9	666	1657	2633	4290	476.7						
Opponents	9	680	1615	2283	3898	433.1						

## 2017 Overall Individual/Career Statistics

Scoring	td		fg		PAT				kick		PAT				pts												
	td	fg	kick	rush	rcv	pass	dxp	saf	td	fg	rush	rcv	pass	dxp		saf											
WILSON, Jeffery	13	-	-	-	-	-	-	-	-	-	-	-	-	-	-	78	31	-	-	-	-	-	-	-	-	186	
MOORE, Trevor	-	13-15	36-36	-	-	-	-	-	-	-	-	-	-	-	-	75	-	46-59	135-135	-	-	-	-	-	-	-	273
GUYTON, Jalen	7	-	-	-	-	-	-	-	-	-	-	-	-	-	-	42	7	-	-	-	-	-	-	-	-	42	
SMITH, Nic	6	-	-	-	-	-	-	-	-	-	-	-	-	-	-	36	6	-	-	-	-	-	-	-	-	36	
BUSSEY, Rico	4	-	-	-	-	-	-	-	-	-	-	-	-	-	-	24	5	-	-	-	-	-	-	-	-	30	
JOHNSON, Evan	3	-	-	-	-	-	-	-	-	-	-	-	-	-	-	18	3	-	-	-	-	-	-	-	-	18	
LAWRENCE, M.	2	-	-	-	-	-	-	-	-	-	-	-	-	-	-	12	2	-	-	-	-	-	-	-	-	12	
DARDEN, Jaelon	1	-	-	-	-	1	-	-	-	-	-	1	-	-	-	8	1	-	-	-	-	1	-	-	-	8	
FINE, Mason	1	-	-	-	-	-	-	1-2	-	-	-	-	-	-	-	6	3	-	-	-	-	-	1-3	-	-	18	
TUCKER, Andrew	1	-	-	-	-	-	-	-	-	-	-	-	-	-	-	6	4	-	-	-	-	-	-	-	-	24	
RUTHERFORD, O.	1	-	-	-	-	-	-	-	-	-	-	-	-	-	-	6	1	-	-	-	-	-	-	-	-	6	
JACKSON, Q.	1	-	-	-	-	-	-	-	-	-	-	-	-	-	-	6	1	-	-	-	-	-	-	-	-	6	
SMILEY, Turner	1	-	-	-	-	-	-	-	-	-	-	-	-	-	-	6	5	-	-	-	-	-	-	-	-	30	
TEAM	-	-	0-3	-	-	-	-	-	-	-	-	-	-	-	-	0	-	-	-	-	-	-	-	-	-	0	
Total	41	13-15	36-39	-	1	1-2	-	-	-	-	-	-	-	-	-	323											
Opponents	41	12-14	38-38	-	2	2-3	-	1	-	-	-	-	-	-	-	326											

Punt Returns	no.	yds	avg	td	lg	no.	yds	avg	td	lg
DARDEN, Jaelon	5	23	4.6	0	12	5	23	4.6	0	12
JENKINS, Eric	4	4	1.0	0	8	4	4	1.0	0	8
ROBINSON, T.	2	13	6.5	0	0	2	13	6.5	0	0
SMILEY, Turner	1	3	3.0	0	0	12	100	8.3	0	34
JOHNSON, Evan	0	40	0.0	1	40	0	40	0.0	1	40
Total	12	83	6.9	1	40					
Opponents	3	17	5.7	0	17					

Kick Returns	no.	yds	avg	td	lg	no.	yds	avg	td	lg
DARDEN, Jaelon	16	295	18.4	0	31	16	295	18.4	0	31
JOHNSON, Evan	7	133	19.0	0	48	7	133	19.0	0	48
HOWARD, Connor	3	54	18.0	0	27	3	54	18.0	0	27
MCCLAIN, K.	0	-4	0.0	0	0	0	-4	0.0	0	0
Total	26	478	18.4	0	48					
Opponents	36	931	25.9	2	98					

Interceptions	no.	yds	avg	td	lg	no.	yds	avg	td	lg
MCCLAIN, K.	1	0	0.0	0	0	6	23	3.8	0	18
JENKINS, Eric	1	0	0.0	0	0	4	86	21.5	2	52
FLUSCHE, Andy	1	1	1.0	0	1	1	1	1.0	0	1
LEMASTERS, W.	1	0	0.0	0	0	1	0	0.0	0	0
HALL, Kemon	1	0	0.0	0	0	1	0	0.0	0	0
Total	5	1	0.2	0	1					
Opponents	9	7	0.8	0	5					

Fumble Returns	no.	yds	avg	td	lg	no.	yds	avg	td	lg
TAUAALO, T.J.	1	27	27.0	0	27	1	27	27.0	0	27
Total	1	27	27.0	0	27					
Opponents	1	22	22.0	0	22					

## 2017 Overall FG/Defensive/Career Statistics

Field Goals	fg	pct.	01-19	20-29	30-39	40-49	50-99	lg	blk
MOORE, Trevor	13-15	86.7	0-0	6-6	0-0	7-9	0-0	48	1

FG Sequence	North Texas	Opponents
Lamar	(24)	-
SMU	(46)	(36)
Iowa Hawkeyes	40	(42)
UAB	(29),(40),(45),(22)	-
Southern Miss	(48),(20),(44)	-
UTSA	(23)	(42),46,(37)
Florida Atlantic	(44)	(44),(24)
Old Dominion	40,(23)	(45),(28),(34)
LATECH	(48)	(47),(37),(35),53

Punting	no.	yds	avg	lg	blk	no.	yds	avg	lg	blk
KENWORTHY, A.	18	663	36.8	51	0	18	663	36.8	51	0
PATTERSON, B.	17	712	41.9	68	0	17	712	41.9	68	0
<b>Total</b>	<b>35</b>	<b>1375</b>	<b>39.3</b>	<b>68</b>	<b>0</b>					

SEASON

CAREER

#	Defensive Leaders	gp	ua	a	total	tfl	sack	int	pbu	fr	ff	blk	gp	ua	a	total	tfl	sack	int	pbu	fr	ff	blk
4	MUHAMMAD, K.	9	41	33	74	3.0	0.5	1	1	1	1		21	48	41	89	3.5	1.0	1	2	1	1	
22	EJIYA, E.J.	9	26	47	73	7.5	4.5			1			22	52	64	116	11.0	4.5				1	
0F	MCCLAIN, K.	9	44	22	66	3.5		1	2		1		46	209	97	306	11.5	1.5	6	8	1	5	
16	HALL, Kemon	9	36	15	51	0.0		1	6		1		9	36	15	51	0.0		1	6		1	
37	GARNER, Brandon	9	25	15	40	5.5	1.0		3				31	72	36	108	15.5	5.5		3	2		
2	JENKINS, Eric	9	25	10	35	1.0		1	7				20	38	15	53	2.0		4	17		1	
99	FLUSCHE, Andy	9	12	17	29	6.0	1.5	1	2				40	29	45	74	11.5	4.0	1	3			
49	YOUNG, Roderick	9	12	17	29	5.5	2.0						33	38	47	85	11.0	3.5			1		
27	PRESTON, Ashton	9	15	12	27	2.5			3				32	47	28	75	7.0	1.0	1	5		1	
41	MCDONALD, C.	9	16	9	25	2.0			1				9	16	9	25	2.0			1			
15	TAUAALO, T.J.	9	10	13	23	2.5	1.0			1			34	41	34	75	6.5	2.5		1	2	1	
44	MOORE, Sid	6	11	10	21	2.5	0.5						26	22	20	42	7.0	2.0					
50	HAMILTON, L.	9	9	9	18	3.0				1			21	15	12	27	6.0	1.0			1		
18	WHEELER, Joshua	7	12	6	18	4.5	2.0						19	38	22	60	12.0	7.5		2		2	
9	BROOKS, Nate	7	13	2	15	0.5			2				30	76	34	110	6.0	1.0	4	9		2	
17	OZOUGWU, Joe	7	6	7	13	3.5	0.5				1		7	6	7	13	3.5	0.5				1	
5	DAVIS, Tyreke	9	8	2	10	0.0							9	8	2	10	0.0						
90	JOHNSON, Ti.	5	3	6	9	3.0	1.5				1		35	21	17	38	9.0	6.5				1	
24	ROBINSON, T.	9	6	3	9	0.0						2	20	18	9	27	0.0			1			2
14	FERNANDES, C.	9	6	2	8	0.0							11	11	3	14	1.0						
7	BAULKMAN, Dee	6	4	4	8	0.0			3		1	1	18	24	19	43	5.5	2.5		3		2	1
11	JOHNSON, Cam	9	4	3	7	0.0							9	4	3	7	0.0						
20	LEMASTERS, W.	3	5	1	6	0.0		1	2				7	7	2	9	0.0		1	3			
31	SANDERS, Makyle	7	4	1	5	0.0							7	4	1	5	0.0						
26	JOHNSON, Evan	9	4		4	0.0							9	4		4	0.0						
25	TUCKER, Andrew	9	3	1	4	0.0							42	14	3	17	0.0						
46	HOSLEY, C.	9		3	3	0.0							9		3	3	0.0						
96	KRASNIQI, Tony	5	2		2	1.0	1.0						5	2		2	1.0	1.0					
42	MANN, Corey	3	2		2	0.0			1				3	2		2	0.0			1			
8	BUSSEY, Rico	8	1		1	0.0							14	2		2	0.0						
87	SMITH, Kelvin	9	1		1	0.0							18	2		2	0.0						
88	PIRTLE, Jason	8		1	1	0.0							8		1	1	0.0						
71	MURRAY, Jordan	9	1		1	0.0							27	2		2	0.0						
32	LAWRENCE, M.	9	1		1	0.0							16	1		1	0.0						
9C	PATTERSON, B.	5	1		1	0.0							5	1		1	0.0						
TM	TEAM	7				0.0				1													
30	MOORE, Trevor	9				0.0				1			45	1		1	0.0				1		
	<b>Total</b>	<b>9</b>	<b>369</b>	<b>271</b>	<b>640</b>	<b>57</b>	<b>16</b>	<b>5</b>	<b>33</b>	<b>5</b>	<b>7</b>	<b>3</b>											
	<b>Opponents</b>	<b>9</b>	<b>373</b>	<b>242</b>	<b>615</b>	<b>55</b>	<b>18</b>	<b>9</b>	<b>26</b>	<b>8</b>	<b>9</b>	<b>1</b>											

## 2017 Individual Game Highs

Rushes	30	WILSON, Jeffery at Southern Miss (Sep 30, 2017)
Yards Rushing	211	WILSON, Jeffery vs UAB (Sep 23, 2017)
TD Rushes	3	WILSON, Jeffery vs Lamar (Sep 02, 2017)
	3	WILSON, Jeffery at Southern Miss (Sep 30, 2017)
Long Rush	62	WILSON, Jeffery vs Lamar (Sep 02, 2017)
Pass attempts	47	FINE, Mason at SMU (Sep 09, 2017)
	47	FINE, Mason at Florida Atlantic (Oct 21, 2017)
Pass completions	32	FINE, Mason at SMU (Sep 09, 2017)
Yards Passing	424	FINE, Mason at SMU (Sep 09, 2017)
TD Passes	3	FINE, Mason vs Lamar (Sep 02, 2017)
	3	FINE, Mason at SMU (Sep 09, 2017)
	3	FINE, Mason vs UAB (Sep 23, 2017)
	3	FINE, Mason vs UTSA (Oct 14, 2017)
Long Pass	77	FINE, Mason vs UTSA (Oct 14, 2017)
Receptions	14	GUYTON, Jalen at Southern Miss (Sep 30, 2017)
Yards Receiving	211	GUYTON, Jalen at Southern Miss (Sep 30, 2017)
TD Receptions	2	GUYTON, Jalen at SMU (Sep 09, 2017)
	2	GUYTON, Jalen vs UTSA (Oct 14, 2017)
Long Reception	77	GUYTON, Jalen vs UTSA (Oct 14, 2017)
Field Goals	4	MOORE, Trevor vs UAB (Sep 23, 2017)
Long Field Goal	48	MOORE, Trevor at Southern Miss (Sep 30, 2017)
	48	MOORE, Trevor at LATECH (Nov 04, 2017)
Punts	5	KENWORTHY, A. at Iowa Hawkeyes (Sep 16, 2017)
	5	PATTERSON, B. at LATECH (Nov 04, 2017)
Punting Avg	47.0	PATTERSON, B. at Florida Atlantic (Oct 21, 2017)
Long Punt	68	PATTERSON, B. vs Old Dominion (Oct 28, 2017)
Punts inside 20	3	PATTERSON, B. at Florida Atlantic (Oct 21, 2017)
Long Punt Return	40	JOHNSON, Evan vs Old Dominion (Oct 28, 2017)
Long Kickoff Return	48	JOHNSON, Evan vs UAB (Sep 23, 2017)
Tackles	13	MUHAMMAD, K. at Iowa Hawkeyes (Sep 16, 2017)
Sacks	2.0	EJIYA, E.J. at SMU (Sep 09, 2017)
	2.0	WHEELER, Joshua vs UAB (Sep 23, 2017)
Tackles For Loss	3.0	YOUNG, Roderick at LATECH (Nov 04, 2017)
Interceptions	1	LEMASTERS, W. vs Lamar (Sep 02, 2017)
	1	HALL, Kemon at SMU (Sep 09, 2017)
	1	MCCLAIN, K. vs UAB (Sep 23, 2017)
	1	JENKINS, Eric vs Old Dominion (Oct 28, 2017)
	1	FLUSCHE, Andy vs Old Dominion (Oct 28, 2017)

## 2017 Team Game Highs

Rushes	60	vs Lamar (Sep 02, 2017)
Yards Rushing	436	vs Lamar (Sep 02, 2017)
Yards Per Rush	7.3	vs Lamar (Sep 02, 2017)
TD Rushes	5	vs Lamar (Sep 02, 2017)
Pass attempts	47	at SMU (Sep 09, 2017)
	47	at Florida Atlantic (Oct 21, 2017)
Pass completions	32	at SMU (Sep 09, 2017)
Yards Passing	424	at SMU (Sep 09, 2017)
Yards Per Pass	10.1	vs UTSA (Oct 14, 2017)
TD Passes	3	vs Lamar (Sep 02, 2017)
	3	at SMU (Sep 09, 2017)
	3	vs UAB (Sep 23, 2017)
	3	vs UTSA (Oct 14, 2017)
Total Plays	87	at Southern Miss (Sep 30, 2017)
Total Offense	668	vs Lamar (Sep 02, 2017)
Yards Per Play	8.0	vs Lamar (Sep 02, 2017)
Points	59	vs Lamar (Sep 02, 2017)
Sacks By	4	vs UAB (Sep 23, 2017)
First Downs	31	vs Lamar (Sep 02, 2017)
Penalties	13	at Iowa Hawkeyes (Sep 16, 2017)
Penalty Yards	119	at Iowa Hawkeyes (Sep 16, 2017)
Turnovers	3	at SMU (Sep 09, 2017)
	3	at Florida Atlantic (Oct 21, 2017)
Interceptions By	2	vs Old Dominion (Oct 28, 2017)
Punts	5	at Iowa Hawkeyes (Sep 16, 2017)
	5	at LATECH (Nov 04, 2017)
Punting Avg	47.0	at Florida Atlantic (Oct 21, 2017)
Long Punt	68	vs Old Dominion (Oct 28, 2017)
Punts inside 20	3	at Florida Atlantic (Oct 21, 2017)
Long Punt Return	40	vs Old Dominion (Oct 28, 2017)

## 2017 Opponent Individual Game Highs

Rushes	24	COX, Jeremy, vs Old Dominion (Oct 28, 2017)
Yards Rushing	123	SINGLETTARY, D, at Florida Atlantic (Oct 21, 2017)
TD Rushes	3	SINGLETTARY, D, at Florida Atlantic (Oct 21, 2017)
Long Rush	82	WHYTE, Kerrith, at Florida Atlantic (Oct 21, 2017)
Pass attempts	42	GRIGGS, Kwadra, at Southern Miss (Sep 30, 2017)
Pass completions	24	DRISKEL, Jason, at Florida Atlantic (Oct 21, 2017)
Yards Passing	357	DRISKEL, Jason, at Florida Atlantic (Oct 21, 2017)
TD Passes	4	HICKS, Ben, at SMU (Sep 09, 2017)
	4	ERDELY, A.J., vs UAB (Sep 23, 2017)
Long Pass	76	GILLINS, D.J., at SMU (Sep 09, 2017)
Receptions	8	SUTTON, C., at SMU (Sep 09, 2017)
	8	ROBERTSON, K., at Southern Miss (Sep 30, 2017)
	8	WRIGHT, Willie, at Florida Atlantic (Oct 21, 2017)
Yards Receiving	163	SUTTON, C., at SMU (Sep 09, 2017)
TD Receptions	4	SUTTON, C., at SMU (Sep 09, 2017)
Long Reception	76	GAILLIARD, M., at SMU (Sep 09, 2017)
Field Goals	3	RICE, Nick, vs Old Dominion (Oct 28, 2017)
	3	BARNES, J., at LATECH (Nov 04, 2017)
Long Field Goal	47	BARNES, J., at LATECH (Nov 04, 2017)
Punts	7	Slaydon, Tyler, vs Lamar (Sep 02, 2017)
	7	SACKVILLE, J., at SMU (Sep 09, 2017)
	7	EVERETT, Zac, at Southern Miss (Sep 30, 2017)
Punting Avg	47.0	Rastetter, C., at Iowa Hawkeyes (Sep 16, 2017)
Long Punt	61	Routsas, vs UTSA (Oct 14, 2017)
Punts inside 20	3	Routsas, vs UTSA (Oct 14, 2017)
Long Punt Return	17	Jackson, Joshua, at Iowa Hawkeyes (Sep 16, 2017)
Long Kickoff Return	98	HARPER, Isaiah, vs Old Dominion (Oct 28, 2017)
Tackles	14	AL-SHAAIR, Azee, at Florida Atlantic (Oct 21, 2017)
Sacks	2.5	Davenport, vs UTSA (Oct 14, 2017)
Tackles For Loss	4.0	Davenport, vs UTSA (Oct 14, 2017)
Interceptions	1	McQUEEN, Elijah, at SMU (Sep 09, 2017)
	1	GARY, Demerick, at SMU (Sep 09, 2017)
	1	Jackson, Joshua, at Iowa Hawkeyes (Sep 16, 2017)
	1	APPLEWHITE, J., at Southern Miss (Sep 30, 2017)
	1	Gaines, vs UTSA (Oct 14, 2017)
	1	LEWIS, Shelton, at Florida Atlantic (Oct 21, 2017)
	1	TOOLEY, Chris, at Florida Atlantic (Oct 21, 2017)
	1	HEADEN, Joe Joe, vs Old Dominion (Oct 28, 2017)
	1	SPENCER, Trey, at LATECH (Nov 04, 2017)

## 2017 Opponent Team Game Highs

Rushes	59	at Iowa Hawkeyes (Sep 16, 2017)
Yards Rushing	447	at Florida Atlantic (Oct 21, 2017)
Yards Per Rush	9.3	at Florida Atlantic (Oct 21, 2017)
TD Rushes	7	at Florida Atlantic (Oct 21, 2017)
Pass attempts	42	at Southern Miss (Sep 30, 2017)
Pass completions	24	at Florida Atlantic (Oct 21, 2017)
Yards Passing	394	at SMU (Sep 09, 2017)
Yards Per Pass	10.2	at Florida Atlantic (Oct 21, 2017)
TD Passes	5	at SMU (Sep 09, 2017)
Total Plays	86	at Iowa Hawkeyes (Sep 16, 2017)
Total Offense	804	at Florida Atlantic (Oct 21, 2017)
Yards Per Play	9.7	at Florida Atlantic (Oct 21, 2017)
Points	69	at Florida Atlantic (Oct 21, 2017)
Sacks By	5	at SMU (Sep 09, 2017)
First Downs	37	at Florida Atlantic (Oct 21, 2017)
Penalties	7	vs UAB (Sep 23, 2017)
	7	vs UTSA (Oct 14, 2017)
Penalty Yards	64	at Southern Miss (Sep 30, 2017)
Turnovers	3	vs Old Dominion (Oct 28, 2017)
Interceptions By	2	at SMU (Sep 09, 2017)
	2	at Florida Atlantic (Oct 21, 2017)
Punts	9	vs Lamar (Sep 02, 2017)
Punting Avg	47.0	at Iowa Hawkeyes (Sep 16, 2017)
Long Punt	61	vs UTSA (Oct 14, 2017)
Punts inside 20	3	vs Lamar (Sep 02, 2017)
	3	vs UTSA (Oct 14, 2017)
Long Punt Return	17	at Iowa Hawkeyes (Sep 16, 2017)



## 2017 Drive Summaries

September 2, 2017 vs. Lamar

Team	Qtr	Drive Started			Drive Ended			Consumed	
		Spot	Time	Obtained	Spot	Time	How lost	PI - Yds	TOP
NT	1st	N40	13:56	Punt	L00	12:01	*TOUCHDOWN	6 - 60	1:55
NT		N17	09:48	Punt	L00	08:38	*TOUCHDOWN	3 - 83	1:10
NT		L47	08:06	Fumble	L07	04:04	*FIELD GOAL	9 - 40	4:02
NT		N10	00:00	Punt	N05	01:40	Fumble	0 - (5)	0:00
NT		L44	00:34	Kickoff	L00	10:26	*TOUCHDOWN	12 - 44	5:08
NT	2nd	N32	09:12	Punt	L00	08:28	*TOUCHDOWN	2 - 68	0:44
NT		L47	08:28	Downs	N50	06:10	Punt	3 - (3)	2:18
NT		N34	04:59	Kickoff	L00	01:56	*TOUCHDOWN	6 - 66	3:03
NT		N29	01:06	Punt	L36	00:00	End of half	5 - 35	1:06
NT	3rd	N35	15:00	Kickoff	L00	12:31	*TOUCHDOWN	6 - 65	2:29
NT		N17	10:14	Punt	L00	06:02	*TOUCHDOWN	10 - 83	4:12
NT		N33	05:19	Punt	N33	03:50	Punt	3 - 0	1:29
NT		N37	02:48	Punt	L00	14:54	*TOUCHDOWN	7 - 63	2:54
NT	4th	N25	13:11	Punt	N47	09:25	Punt	5 - 22	3:46
NT		N31	05:39	Downs	L35	01:23	Downs	7 - 34	4:16
NT		L43	00:22	Interception	L45	00:00	End of half	1 - (2)	0:22

September 9, 2017 at SMU

Team	Qtr	Drive Started			Drive Ended			Consumed	
		Spot	Time	Obtained	Spot	Time	How lost	PI - Yds	TOP
NT	1st	V25	15:00	Kickoff	H00	11:41	*TOUCHDOWN	7 - 75	3:19
NT		H43	10:45	Punt	H29	08:45	*FIELD GOAL	5 - 14	2:00
NT		V09	06:43	Kickoff	V07	04:16	Punt	3 - (2)	2:27
NT		V29	02:26	Kickoff	H38	13:45	Downs	9 - 33	3:41
NT	2nd	V06	11:38	Interception	V24	08:07	Punt	6 - 18	3:31
NT		V20	05:08	Kickoff	H43	02:26	Interception	8 - 37	2:42
NT		V28	00:10	Kickoff	V42	00:00	End of half	1 - 14	0:10
NT	3rd	V32	00:00	Punt	V35	14:29	Fumble	0 - 3	0:00
NT		V25	14:24	Kickoff	V25	14:16	Interception	1 - 0	0:08
NT		V36	11:15	Kickoff	V41	09:59	Punt	3 - 5	1:16
NT		V28	07:07	Punt	H00	06:56	*TOUCHDOWN	1 - 72	0:11
NT		V12	04:51	Punt	V00	04:02	*SAFETY	1 - (12)	0:49
NT		V32	02:54	Punt	H28	00:00	Downs	9 - 40	2:54
NT	4th	V30	14:30	Kickoff	V35	11:39	Punt	6 - 5	2:51
NT		V26	11:27	Kickoff	H00	10:45	*TOUCHDOWN	2 - 74	0:42
NT		V16	07:24	Punt	H00	03:24	*TOUCHDOWN	8 - 84	4:00
NT		H41	00:54	Punt	H10	00:00	End of half	5 - 31	0:54

## 2017 Drive Summaries

September 16, 2017 at Iowa

Team	Qtr	Drive Started			Drive Ended			Consumed	
		Spot	Time	Obtained	Spot	Time	How lost	Pl - Yds	TOP
NT	1st	V20	08:18	Fumble	H00	05:34	*TOUCHDOWN	6 - 80	2:44
NT		V12	00:52	Kickoff	V29	13:07	Punt	7 - 17	2:45
NT	2nd	V34	10:36	Downs	H23	08:12	Missed FG	7 - 43	2:24
NT		V25	05:23	Kickoff	V34	03:15	Punt	3 - 9	2:08
NT		H43	00:00	Fumble	H16	01:52	Fumble	0 - 27	0:00
NT		V34	00:46	Punt	H00	00:11	*TOUCHDOWN	5 - 66	0:35
NT	3rd	V25	15:00	Kickoff	H41	11:16	Punt	8 - 34	3:44
NT		V25	04:24	Kickoff	H41	02:06	Punt	6 - 34	2:18
NT	4th	V08	08:16	Kickoff	V18	05:46	Punt	4 - 10	2:30
NT		V25	01:47	Kickoff	V25	01:40	Interception	1 - 0	0:07

September 23, 2017 vs. UAB

Team	Qtr	Drive Started			Drive Ended			Consumed	
		Spot	Time	Obtained	Spot	Time	How lost	Pl - Yds	TOP
NT	1st	N25	09:06	Kickoff	U12	03:19	*FIELD GOAL	14 - 63	5:47
NT		N42	01:23	Punt	U00	00:41	*TOUCHDOWN	2 - 58	0:42
NT	2nd	N36	14:54	Interception	U00	11:17	*TOUCHDOWN	11 - 64	3:37
NT		N45	09:51	Punt	U20	08:09	Fumble	5 - 35	1:42
NT		N44	07:30	Punt	U00	04:03	*TOUCHDOWN	8 - 56	3:27
NT		N05	00:44	Kickoff	U00	00:44	*TOUCHDOWN	4 - 95	0:00
NT	3rd	N25	15:00	Kickoff	N45	12:43	Downs	5 - 20	2:17
NT		N25	08:45	Kickoff	U00	06:56	*TOUCHDOWN	4 - 75	1:49
NT		N32	05:20	Punt	N36	04:25	Punt	3 - 4	0:55
NT		N37	02:30	Kickoff	U23	14:12	*FIELD GOAL	7 - 40	3:18
NT	4th	U15	13:06	Punt	U14	13:00	Fumble	1 - 1	0:06
NT		N41	11:56	Punt	U28	07:43	*FIELD GOAL	8 - 31	4:13
NT		N31	05:51	Kickoff	N35	04:20	Punt	3 - 4	1:31
NT		U44	00:27	Kickoff	U12	00:00	*FIELD GOAL	2 - 32	0:27
NT		U06	00:00	Fumble	U06	00:00	End of half	0 - 0	0:00

## 2017 Drive Summaries

September 30, 2017 at Southern Miss

Team	Qtr	Drive Started			Drive Ended			Consumed	
		Spot	Time	Obtained	Spot	Time	How lost	Pl - Yds	TOP
NT	1st	N12	11:40	Kickoff	N15	10:17	Punt	3 - 3	1:23
NT		N26	09:16	Punt	N20	07:39	Punt	3 - (6)	1:37
NT		N25	05:38	Kickoff	N26	03:37	Punt	3 - 1	2:01
NT		N45	02:04	Punt	S00	00:47	*TOUCHDOWN	4 - 55	1:17
NT	2nd	N34	14:44	Punt	S23	12:09	Fumble	7 - 43	2:35
NT		N25	10:00	Kickoff	N33	08:54	Interception	3 - 8	1:06
NT		N05	07:53	Punt	S00	02:42	*TOUCHDOWN	12 - 95	5:11
NT		N20	00:54	Punt	S31	15:00	*FIELD GOAL	8 - 49	0:54
NT	3rd	N25	15:00	Kickoff	S03	09:01	*FIELD GOAL	14 - 72	5:59
NT		N29	06:04	Punt	S00	04:08	*TOUCHDOWN	6 - 71	1:56
NT		N49	03:14	Punt	S00	02:49	*TOUCHDOWN	3 - 51	0:25
NT	4th	N25	15:00	Kickoff	S00	11:29	*TOUCHDOWN	8 - 75	3:31
NT		N15	10:08	Punt	S27	04:30	*FIELD GOAL	11 - 58	5:38
NT		S39	03:20	Downs	S41	01:38	Punt	3 - (2)	1:42
NT		S17	01:14	Downs	S20	00:00	End of half	2 - (3)	1:14

October 14, 2017 vs. UT San Antonio

Team	Qtr	Drive Started			Drive Ended			Consumed	
		Spot	Time	Obtained	Spot	Time	How lost	Pl - Yds	TOP
NT	1st	N12	15:00	Kickoff	U00	07:35	*TOUCHDOWN	17 - 88	7:25
NT		N18	06:15	Punt	U00	05:32	*TOUCHDOWN	2 - 82	0:43
NT		N25	04:38	Kickoff	U06	00:34	*FIELD GOAL	10 - 69	4:04
NT	2nd	N25	12:17	Kickoff	N50	09:02	Punt	6 - 25	3:15
NT		N25	02:00	Kickoff	N04	00:55	Punt	3 - (21)	1:05
NT		N29	00:00	Missed FG	N29	00:00	End of half	0 - 0	0:00
NT	3rd	N19	12:55	Punt	N17	11:36	Interception	3 - (2)	1:19
NT		N27	08:23	Kickoff	N34	06:47	Punt	3 - 7	1:36
NT		N20	02:12	Punt	U00	12:47	*TOUCHDOWN	10 - 80	4:25
NT	4th	N47	10:05	Punt	U47	08:36	Punt	3 - 6	1:29
NT		N40	03:29	Kickoff	N45	01:28	Downs	4 - 5	2:01
NT		N02	01:07	Punt	U00	00:10	*TOUCHDOWN	7 - 98	0:57

## 2017 Drive Summaries

October 21, 2017 at Florida Atlantic

Team	Qtr	Drive Started			Drive Ended			Consumed	
		Spot	Time	Obtained	Spot	Time	How lost	PI - Yds	TOP
NT	1st	V31	11:53	Kickoff	V50	09:34	Fumble	5 - 19	2:19
NT		V25	06:41	Kickoff	V38	05:46	Interception	3 - 13	0:55
NT		V25	03:45	Kickoff	V42	01:53	Punt	4 - 17	1:52
NT		V25	01:16	Kickoff	H00	11:45	*TOUCHDOWN	13 - 75	4:31
NT	2nd	V25	07:23	Kickoff	V33	05:25	Interception	4 - 8	1:58
NT		V25	03:55	Kickoff	V28	01:57	Punt	3 - 3	1:58
NT	3rd	V25	15:00	Kickoff	H27	10:37	*FIELD GOAL	12 - 48	4:23
NT		V25	08:32	Kickoff	H00	06:17	*TOUCHDOWN	7 - 75	2:15
NT		V15	03:00	Kickoff	V37	01:35	Punt	5 - 22	1:25
NT	4th	V16	15:00	Kickoff	V18	13:39	Punt	3 - 2	1:21
NT		V25	12:41	Kickoff	H00	08:25	*TOUCHDOWN	13 - 75	4:16
NT		V47	03:52	Downs	H00	00:30	*TOUCHDOWN	9 - 53	3:22

October 28, 2017 vs. Old Dominion

Team	Qtr	Drive Started			Drive Ended			Consumed	
		Spot	Time	Obtained	Spot	Time	How lost	PI - Yds	TOP
NT	1st	N23	15:00	Kickoff	O00	10:05	*TOUCHDOWN	13 - 77	4:55
NT		N32	09:52	Kickoff	O00	08:49	*TOUCHDOWN	4 - 68	1:03
NT		N20	06:15	Punt	N37	04:50	Interception	4 - 17	1:25
NT		N25	02:28	Kickoff	O00	14:32	*TOUCHDOWN	9 - 75	2:56
NT	2nd	O40	11:57	Punt	O40	11:57	*TOUCHDOWN	0 - 0	0:00
NT		N28	11:41	Kickoff	N38	11:23	Fumble	1 - 10	0:18
NT		N25	10:31	Kickoff	N17	08:31	Punt	3 - (8)	2:00
NT		O30	07:44	Interception	O00	05:39	*TOUCHDOWN	7 - 30	2:05
NT		O38	04:11	Punt	O23	02:50	Missed FG	5 - 15	1:21
NT	3rd	N30	11:27	Kickoff	N34	10:15	Punt	3 - 4	1:12
NT		N12	08:27	Interception	O35	05:30	Downs	9 - 53	2:57
NT		N24	01:37	Kickoff	O46	14:50	Punt	4 - 30	1:47
NT	4th	O23	12:27	Fumble	O06	10:45	*FIELD GOAL	6 - 17	1:42
NT		O48	08:21	Downs	O00	07:27	*TOUCHDOWN	4 - 48	0:54
NT		N43	04:26	Downs	N42	03:31	Punt	3 - (1)	0:55
NT		O32	02:11	Downs	O22	00:00	End of half	4 - 10	2:11

## 2017 Drive Summaries

November 4, 2017 at Louisiana Tech

Team	Qtr	Drive Started			Drive Ended			Consumed	
		Spot	Time	Obtained	Spot	Time	How lost	Pl - Yds	TOP
NT	1st	V02	15:00	Kickoff	V44	10:43	Punt	9 - 42	4:17
NT		V37	08:44	Punt	H00	04:12	*TOUCHDOWN	11 - 63	4:32
NT		V25	00:46	Kickoff	V24	00:00	Punt	3 - (1)	0:46
NT	2nd	V25	12:17	Kickoff	H26	09:08	Interception	9 - 49	3:09
NT		V18	06:09	Punt	V45	02:59	Punt	8 - 27	3:10
NT		V25	00:39	Kickoff	H31	15:00	*FIELD GOAL	6 - 44	0:39
NT	3rd	V47	13:17	Punt	H00	11:16	*TOUCHDOWN	6 - 53	2:01
NT		V18	06:50	Kickoff	V46	03:43	Punt	8 - 28	3:07
NT	4th	V25	13:35	Kickoff	V44	11:10	Punt	4 - 19	2:25
NT		V22	09:27	Punt	H00	06:04	*TOUCHDOWN	9 - 78	3:23
NT		V37	02:39	Missed FG	H35	00:00	End of half	6 - 28	2:39

## 2017 Long Plays

### 15-YARD PLUS PLAYS

Yds	Type	Player(s)	Opponent
77*	Pass	GUYTON, Jalen from FINE, Mason	UTSA
72*	Pass	GUYTON, Jalen from FINE, Mason	SMU
62*	Rush	WILSON, Jeffery	Lamar
53	Pass	GUYTON, Jalen from FINE, Mason	Southern Miss
49	Rush	WILSON, Jeffery	Lamar
49	Pass	LAWRENCE, M. from FINE, Mason	UTSA
48	KR	JOHNSON, Evan	UAB
47*	Pass	GUYTON, Jalen from FINE, Mason	UAB
46*	Rush	WILSON, Jeffery	Southern Miss
45	Pass	SMILEY, Turner from FINE, Mason	SMU
44*	Pass	LAWRENCE, M. from FINE, Mason	Lamar
44	Pass	GUYTON, Jalen from FINE, Mason	Southern Miss
43*	Rush	WILSON, Jeffery	Southern Miss
43	Pass	CHUMLEY, Caleb from FINE, Mason	Southern Miss
41*	Rush	WILSON, Jeffery	Iowa Hawkeyes
41	Pass	SMILEY, Turner from FINE, Mason	Iowa Hawkeyes
41	Pass	SMILEY, Turner from FINE, Mason	Southern Miss
40*	Pass	LAWRENCE, M. from FINE, Mason	UAB
37	Pass	LAWRENCE, M. from FINE, Mason	SMU
35	Rush	WILSON, Jeffery	UTSA
35	Pass	GUYTON, Jalen from FINE, Mason	Lamar
34	Rush	WILSON, Jeffery	UAB
34*	Pass	BUSSEY, Rico from FINE, Mason	Old Dominion
34	Rush	WILSON, Jeffery	UAB
32	Rush	SMITH, Nic	Lamar
32*	Pass	GUYTON, Jalen from FINE, Mason	UTSA
32	Rush	WILSON, Jeffery	UAB
31	KR	DARDEN, Jaelon	Old Dominion
31*	Pass	JACKSON, Q. from FINE, Mason	Lamar
30	Pass	SMILEY, Turner from FINE, Mason	SMU
29	KR	DARDEN, Jaelon	SMU
29*	Rush	SMITH, Nic	UAB
29	KR	DARDEN, Jaelon	Lamar
29	Pass	SMITH, Nic from FINE, Mason	UTSA
29*	Pass	GUYTON, Jalen from FINE, Mason	SMU
28	Rush	SHANBOUR, Quinn	Lamar
28	Pass	DARDEN, Jaelon from FINE, Mason	SMU
27	KR	DARDEN, Jaelon	Florida Atlantic
27	KR	DARDEN, Jaelon	UTSA
27	FR	TAUAALO, T.J.	Iowa Hawkeyes
27	KR	HOWARD, Connor	UAB
27	KR	JOHNSON, Evan	UAB
25	Pass	DARDEN, Jaelon from FINE, Mason	Florida Atlantic
25	Pass	LAWRENCE, M. from FINE, Mason	LATECH
25	Pass	DARDEN, Jaelon from FINE, Mason	LATECH
25	Pass	SMITH, Kelvin from FINE, Mason	UAB
23	Pass	SMITH, Kelvin from FINE, Mason	Old Dominion
23	Pass	SMITH, Kelvin from FINE, Mason	UAB
22	Pass	BUSSEY, Rico from FINE, Mason	Old Dominion
22	Pass	BUSSEY, Rico from FINE, Mason	UAB
22*	Pass	BUSSEY, Rico from FINE, Mason	LATECH
22*	Pass	BUSSEY, Rico from FINE, Mason	UTSA
22*	Pass	SMILEY, Turner from FINE, Mason	UAB
21	Pass	GUYTON, Jalen from FINE, Mason	Southern Miss
21	Pass	GUYTON, Jalen from FINE, Mason	UTSA
20	Rush	SMITH, Nic	Southern Miss
20	KR	DARDEN, Jaelon	UTSA
20	Pass	BUSSEY, Rico from FINE, Mason	Old Dominion
20*	Rush	SMITH, Nic	Old Dominion
20	Pass	LAWRENCE, M. from FINE, Mason	Florida Atlantic
20	Rush	WILSON, Jeffery	LATECH
20	Pass	GUYTON, Jalen from FINE, Mason	Southern Miss
19	Pass	GUYTON, Jalen from FINE, Mason	Lamar
19	KR	DARDEN, Jaelon	SMU
19	Pass	SMITH, Kelvin from FINE, Mason	UAB
19	Rush	WILSON, Jeffery	LATECH
19	Rush	WILSON, Jeffery	LATECH
19	Pass	BUSSEY, Rico from FINE, Mason	Florida Atlantic
19	KR	HOWARD, Connor	Old Dominion
19	Pass	PIRTLE, Jason from FINE, Mason	SMU
18	Rush	JOHNSON, Evan	Old Dominion
18	Pass	WILSON, Jeffery from FINE, Mason	Southern Miss
18	Rush	WILSON, Jeffery	Lamar
18	Pass	DARDEN, Jaelon from FINE, Mason	Old Dominion
18	Pass	GUYTON, Jalen from FINE, Mason	UTSA
18	Rush	WILSON, Jeffery	LATECH

### LONG PLAYS BY THE NUMBERS

Long Plays By Yards	No.	TD
100+	0	0
90-99	0	0
80-89	0	0
70-79	2	2
60-69	1	1
50-59	1	0
40-49	14	6
30-39	12	3
20-29	32	6

Long Plays By Type	No.	TD
Rushing	15	6
Passing	37	12
Punt returns	0	0
Kick returns	9	0
Interceptions	0	0
Fumble returns	1	0
Other	0	0
TOTAL	62	18

### 15-YARD PLUS BY PLAYER

Player	No.	TD	R	P	KR	PR	IR	FR
WILSON, Jeffery	20	4	18	2	0	0	0	0
GUYTON, Jalen	16	5	0	16	0	0	0	0
DARDEN, Jaelon	16	0	0	5	11	0	0	0
LAWRENCE, M.	10	2	0	10	0	0	0	0
BUSSEY, Rico	9	4	0	9	0	0	0	0
SMITH, Nic	8	2	6	2	0	0	0	0
SMILEY, Turner	7	1	0	7	0	0	0	0
SMITH, Kelvin	6	0	0	6	0	0	0	0
JOHNSON, Evan	6	0	2	1	3	0	0	0
FINE, Mason	3	0	3	0	0	0	0	0
HOWARD, Connor	2	0	0	0	2	0	0	0
JACKSON, Q.	1	1	0	1	0	0	0	0
TUCKER, Andrew	1	0	1	0	0	0	0	0
PIRTLE, Jason	1	0	0	1	0	0	0	0
TAUAALO, T.J.	1	0	0	0	0	0	0	1
CHUMLEY, Caleb	1	0	0	1	0	0	0	0
SHANBOUR, Quinn	1	0	1	0	0	0	0	0
TOTAL	109	19	31	61	16	0	0	1

### LONGEST PLAYS OF THE YEAR

- Rushing  
62 WILSON, Jeffery vs Lamar (9/2/2017)
- Rushing Touchdown  
62 WILSON, Jeffery vs Lamar (9/2/2017)
- Passing  
77 GUYTON, Jalen from FINE, Mason vs UTSA (10/14/2017)
- Passing Touchdown  
77 GUYTON, Jalen from FINE, Mason vs UTSA (10/14/2017)
- Punt Return  
12 DARDEN, Jaelon vs UAB (9/23/2017)  
12 DARDEN, Jaelon vs SMU (9/9/2017)
- Kick Return  
48 JOHNSON, Evan vs UAB (9/23/2017)
- Interception Return  
1 FLUSCHE, Andy vs Old Dominion (10/28/2017)
- Fumble Return  
27 TAUAALO, T.J. vs Iowa Hawkeyes (9/16/2017)
- Punt  
68 PATTERSON, B. vs Old Dominion (10/28/2017)
- Field Goal  
48 MOORE, Trevor vs Southern Miss (9/30/2017)  
48 MOORE, Trevor vs LATECH (11/4/2017)

## 2017 Long Plays

Yds	Type	Player(s)	Opponent
18	KR	DARDEN, Jaelon	LATECH
18	Pass	BUSSEY, Rico from FINE, Mason	Old Dominion
17	Pass	LAWRENCE, M. from FINE, Mason	Old Dominion
17	Rush	WILSON, Jeffery	UAB
17	Pass	LAWRENCE, M. from FINE, Mason	Florida Atlantic
16	Rush	SMITH, Nic	Old Dominion
16	Rush	JOHNSON, Evan	Lamar
16	Rush	FINE, Mason	SMU
16	Rush	WILSON, Jeffery	UAB
16	Rush	FINE, Mason	Florida Atlantic
16	KR	DARDEN, Jaelon	Florida Atlantic
16	Pass	LAWRENCE, M. from FINE, Mason	Lamar
16	Rush	TUCKER, Andrew	Florida Atlantic
16	Pass	WILSON, Jeffery from FINE, Mason	Florida Atlantic
16	KR	DARDEN, Jaelon	SMU
16*	Pass	BUSSEY, Rico from FINE, Mason	Southern Miss
16	Pass	GUYTON, Jalen from FINE, Mason	Southern Miss
15	Pass	LAWRENCE, M. from FINE, Mason	SMU
15	KR	JOHNSON, Evan	Old Dominion
15	Pass	SMITH, Nic from FINE, Mason	Lamar
15	Pass	SMILEY, Turner from FINE, Mason	Old Dominion
15	Pass	SMITH, Kelvin from FINE, Mason	Lamar
15	Pass	GUYTON, Jalen from FINE, Mason	UTSA
15	Pass	DARDEN, Jaelon from FINE, Mason	Iowa Hawkeyes
15	Rush	FINE, Mason	LATECH
15	Pass	SMITH, Kelvin from FINE, Mason	UAB
15	Rush	SMITH, Nic	Lamar
15	KR	DARDEN, Jaelon	Florida Atlantic
15	Pass	SMILEY, Turner from FINE, Mason	Iowa Hawkeyes
15	Pass	JOHNSON, Evan from FINE, Mason	Florida Atlantic
15	Pass	GUYTON, Jalen from FINE, Mason	Old Dominion
15	Rush	WILSON, Jeffery	UAB
15	Rush	WILSON, Jeffery	Old Dominion

## 2017 Money Plays

### North Texas - "Money" Plays

Money plays are defined as plays resulting in first down or a touchdown

MONEY RUSHERS	1st	TD	No.	Att
WILSON, Jeffery	46	13	53	149
SMITH, Nic	14	4	16	74
FINE, Mason	11	1	12	44
JOHNSON, Evan	11	2	11	27
TUCKER, Andrew	3	1	3	6
SHANBOUR, Quinn	2	0	2	5
GUYTON, Jalen	1	0	1	3
SMILEY, Turner	1	0	1	2
<b>TOTALS</b>	<b>89</b>	<b>21</b>	<b>99</b>	<b>324</b>

MONEY RECEPTIONS	1st	TD	No.	Rec
GUYTON, Jalen	25	7	26	44
LAWRENCE, M.	23	2	23	40
BUSSEY, Rico	14	4	15	22
SMITH, Kelvin	11	0	11	17
DARDEN, Jaelon	9	1	9	20
SMILEY, Turner	9	1	9	17
SMITH, Nic	8	2	9	13
WILSON, Jeffery	8	0	8	16
CHUMLEY, Caleb	3	0	3	5
RUTHERFORD, O.	1	1	2	3
JOHNSON, Evan	1	0	1	3
PIRTLE, Jason	1	0	1	1
JACKSON, Q.	1	1	1	2
<b>TOTALS</b>	<b>114</b>	<b>19</b>	<b>118</b>	<b>204</b>

1ST DOWN MONEY RUSHERS	1st	TD	No.	Att
WILSON, Jeffery	13	3	16	68
SMITH, Nic	4	0	4	43
FINE, Mason	4	0	4	24
JOHNSON, Evan	1	0	1	11
TUCKER, Andrew	1	1	1	4
SHANBOUR, Quinn	1	0	1	3
<b>TOTALS</b>	<b>24</b>	<b>4</b>	<b>27</b>	<b>163</b>

1ST DOWN MONEY RECEPTIONS	1st	TD	No.	Rec
GUYTON, Jalen	14	5	14	21
LAWRENCE, M.	8	1	8	18
BUSSEY, Rico	5	1	5	10
SMILEY, Turner	4	0	4	8
SMITH, Kelvin	3	0	3	5
SMITH, Nic	3	0	3	5
DARDEN, Jaelon	2	1	2	6
PIRTLE, Jason	1	0	1	1
RUTHERFORD, O.	0	1	1	2
WILSON, Jeffery	1	0	1	2
<b>TOTALS</b>	<b>41</b>	<b>9</b>	<b>42</b>	<b>81</b>

2ND DOWN MONEY RUSHERS	1st	TD	No.	Att
WILSON, Jeffery	15	5	17	50
SMITH, Nic	8	3	9	24
JOHNSON, Evan	7	2	7	10
TUCKER, Andrew	2	0	2	2
GUYTON, Jalen	1	0	1	1
SMILEY, Turner	1	0	1	1
FINE, Mason	1	0	1	8
SHANBOUR, Quinn	1	0	1	2
<b>TOTALS</b>	<b>36</b>	<b>10</b>	<b>39</b>	<b>102</b>

2ND DOWN MONEY RECEPTIONS	1st	TD	No.	Rec
LAWRENCE, M.	7	1	7	12
BUSSEY, Rico	6	0	6	7
GUYTON, Jalen	4	2	5	13
DARDEN, Jaelon	5	0	5	9
SMITH, Nic	4	2	5	5
SMILEY, Turner	4	1	4	5
SMITH, Kelvin	4	0	4	7
WILSON, Jeffery	3	0	3	8
CHUMLEY, Caleb	2	0	2	3
RUTHERFORD, O.	1	0	1	1
JACKSON, Q.	1	1	1	1
<b>TOTALS</b>	<b>41</b>	<b>7</b>	<b>43</b>	<b>73</b>

3RD DOWN MONEY RUSHERS	1st	TD	No.	Att
WILSON, Jeffery	14	3	15	22
FINE, Mason	6	1	7	12
JOHNSON, Evan	3	0	3	6
SMITH, Nic	2	0	2	5
<b>TOTALS</b>	<b>25</b>	<b>4</b>	<b>27</b>	<b>47</b>

3RD DOWN MONEY RECEPTIONS	1st	TD	No.	Rec
GUYTON, Jalen	7	0	7	10
LAWRENCE, M.	6	0	6	8
BUSSEY, Rico	3	3	4	5
WILSON, Jeffery	4	0	4	6
SMITH, Kelvin	3	0	3	4
DARDEN, Jaelon	2	0	2	5
SMILEY, Turner	1	0	1	4
CHUMLEY, Caleb	1	0	1	1
<b>TOTALS</b>	<b>27</b>	<b>3</b>	<b>28</b>	<b>45</b>

4TH DOWN MONEY RUSHERS	1st	TD	No.	Att
WILSON, Jeffery	4	2	5	9
SMITH, Nic	0	1	1	2
<b>TOTALS</b>	<b>4</b>	<b>3</b>	<b>6</b>	<b>12</b>

4TH DOWN MONEY RECEPTIONS	1st	TD	No.	Rec
LAWRENCE, M.	2	0	2	2
JOHNSON, Evan	1	0	1	1
SMITH, Kelvin	1	0	1	1
SMITH, Nic	1	0	1	1
<b>TOTALS</b>	<b>5</b>	<b>0</b>	<b>5</b>	<b>5</b>



# 2017 Participation

#	PLAYER	GP-GS	LU	SMU	IOWA	UAB	USM	UTSA	FAU	ODU	LATECH
74	ANTHONY, C.	1/-	XXX	...	...	...	...	...	...	...	...
54	BARR, Creighton	7/4	START	...	START	START	START	XXX	XXX	...	XXX
7	BAULKMAN, Dee	6/-	...	...	...	XXX	XXX	XXX	XXX	XXX	XXX
9	BROOKS, Nate	7/4	START	START	START	START	...	...	XXX	XXX	XXX
8	BUSSEY, Rico	8/5	...	XXX	XXX	START	START	START	START	START	XXX
1A	CASON, Mitch	1/-	XXX	...	...	...	...	...	...	...	...
1E	CHUMLEY, Caleb	9/2	XXX	XXX	XXX	XXX	START	XXX	START	XXX	XXX
84	DARDEN, Jaelon	9/-	XXX	XXX	XXX	XXX	XXX	XXX	XXX	XXX	XXX
51	DAVIS, Jake	6/-	...	...	...	XXX	XXX	XXX	XXX	XXX	XXX
2A	DAVIS, Tyreke	9/-	XXX	XXX	XXX	XXX	XXX	XXX	XXX	XXX	XXX
89	DUHON, Kam	5/-	XXX	XXX	XXX	...	XXX	...	XXX	...	...
29	DURHAM, Nate	3/-	XXX	XXX	XXX	...	...	...	...	...	...
22	EJIVA, E.J.	9/9	START	START	START	START	START	START	START	START	START
14	FERNANDES, C.	9/-	XXX	XXX	XXX	XXX	XXX	XXX	XXX	XXX	XXX
6	FINE, Mason	9/9	START	START	START	START	START	START	START	START	START
99	FLUSCHE, Andy	9/8	XXX	START	START	START	START	START	START	START	START
37	GARNER, Brandon	9/8	START	START	START	START	START	XXX	START	START	START
73	GUNTER, Garrett	2/-	XXX	...	...	...	...	...	XXX	...	...
01	GUYTON, Jalen	9/9	START	START	START	START	START	START	START	START	START
82	HAIR-GRIFFIN, D	5/-	XXX	XXX	...	XXX	XXX	XXX	...	...	...
16	HALL, Kemon	9/9	START	START	START	START	START	START	START	START	START
50	HAMILTON, L.	9/6	XXX	START	START	START	START	XXX	START	XXX	START
53	HENSON, T.J.	8/8	...	START	START	START	START	START	START	START	START
46	HOSLEY, C.	9/-	XXX	XXX	XXX	XXX	XXX	XXX	XXX	XXX	XXX
1H	HOWARD, Connor	4/-	...	...	...	XXX	XXX	...	XXX	XXX	...
13	JACKSON, Q.	6/-	XXX	...	XXX	XXX	...	XXX	XXX	...	XXX
2	JENKINS, Eric	9/5	XXX	XXX	XXX	XXX	START	START	START	START	START
11	JOHNSON, Cam	9/-	XXX	XXX	XXX	XXX	XXX	XXX	XXX	XXX	XXX
26	JOHNSON, Evan	9/-	XXX	XXX	XXX	XXX	XXX	XXX	XXX	XXX	XXX
90	JOHNSON, Ti.	5/2	START	...	...	...	...	XXX	XXX	START	XXX
36	KENWORTHY, A.	5/-	XXX	XXX	XXX	XXX	XXX	...	...	...	...
80	KING, Jamie	4/-	...	...	...	...	XXX	XXX	...	XXX	XXX
96	KRASNIQI, Tony	5/-	XXX	XXX	...	XXX	XXX	XXX	...	...	...
32	LAWRENCE, M.	9/7	START	START	START	START	XXX	START	XXX	START	START
20	LEMASTERS, W.	3/-	XXX	XXX	...	...	...	...	XXX	...	...
4D	MAKI, Cannon	5/-	XXX	...	...	...	...	XXX	XXX	XXX	XXX
42	MANN, Corey	3/-	XXX	XXX	XXX	...	...	...	...	...	...
79	MAYFIELD, Riley	9/9	START	START	START	START	START	START	START	START	START
0F	MCCLAIN, K.	9/9	START	START	START	START	START	START	START	START	START
41	MCDONALD, C.	9/5	START	START	START	XXX	START	START	XXX	XXX	XXX
23	MEANS, Connor	5/-	XXX	XXX	XXX	XXX	XXX	...	...	...	...
39	MOORE, Jameel	2/-	XXX	XXX	...	...	...	...	...	...	...
44	MOORE, Sid	6/1	START	XXX	XXX	XXX	XXX	...	XXX	...	...
30	MOORE, Trevor	9/-	XXX	XXX	XXX	XXX	XXX	XXX	XXX	XXX	XXX
60	MOSE, Sosaia	8/6	START	START	...	XXX	XXX	START	START	START	START
4	MUHAMMAD, K.	9/9	START	START	START	START	START	START	START	START	START
68	MUNDEN, Chett	1/-	XXX	...	...	...	...	...	...	...	...
71	MURRAY, Jordan	9/9	START	START	START	START	START	START	START	START	START
97	NOVIL, Dion	1/-	...	...	...	...	...	...	...	...	XXX
17	OZOGWU, Joe	7/1	XXX	...	XXX	XXX	...	XXX	XXX	XXX	START
52	PAHINUI, Jevin	1/-	XXX	...	...	...	...	...	...	...	...
9C	PATTERSON, B.	5/-	XXX	...	...	...	...	XXX	XXX	XXX	XXX
88	PIRTLE, Jason	8/-	...	XXX	XXX	XXX	XXX	XXX	XXX	XXX	XXX
27	PRESTON, Ashton	9/7	START	START	XXX	START	START	XXX	START	START	START
24	ROBINSON, T.	9/-	XXX	XXX	XXX	XXX	XXX	XXX	XXX	XXX	XXX
0B	RUTHERFORD, O.	6/-	XXX	...	...	...	XXX	XXX	XXX	XXX	XXX
31	SANDERS, Makyle	7/-	XXX	...	XXX	XXX	XXX	XXX	XXX	XXX	...
19	SHANBOUR, Quinn	9/-	XXX	XXX	XXX	XXX	XXX	XXX	XXX	XXX	XXX
1	SMILEY, Turner	9/4	START	START	START	XXX	XXX	XXX	XXX	XXX	START
87	SMITH, Kelvin	9/9	START	START	START	START	START	START	START	START	START
21	SMITH, Nic	9/-	XXX	XXX	XXX	XXX	XXX	XXX	XXX	XXX	XXX
9A	STRAUBMUELLER, K	6/-	...	...	...	XXX	XXX	XXX	XXX	XXX	XXX
15	TAAUALO, T.J.	9/1	XXX	XXX	XXX	XXX	XXX	START	XXX	XXX	XXX
78	THOMAS, Jalen	8/-	XXX	...	XXX	XXX	XXX	XXX	XXX	XXX	XXX
25	TUCKER, Andrew	9/-	XXX	XXX	XXX	XXX	XXX	XXX	XXX	XXX	XXX
11	UMEAKUANA, N.	3/-	XXX	XXX	XXX	...	...	...	...	...	...
18	WHEELER, Joshua	7/6	...	XXX	START	START	START	START	START	START	...
3	WILSON, Jeffery	9/9	START	START	START	START	START	START	START	START	START
77	WOODWORTH, Elex	9/9	START	START	START	START	START	START	START	START	START
49	YOUNG, Roderick	9/9	START	START	START	START	START	START	START	START	START