



North Texas Football

Assistant Athletic Director of Communications (Football contact): Jordan Stepp
 Phone: (805) 551-8648 • Email: jordan.stepp@unt.edu

Website: MeanGreenSports.com • Facebook: Facebook.com/MeanGreenFB • Twitter: @MeanGreenFB • Instagram: @MeanGreenFB • #GMG • #NewDenton

2017 SCHEDULE

Overall: 5-3 • C-USA: 4-1

DATE	OPPONENT	TIME/RESULT
9/2	vs. Lamar ~	W, 59-14
9/9	at SMU ~	L, 54-32
9/16	at Iowa ~	L, 31-14
9/23	vs. UAB*~	W, 46-43
9/30	at Southern Miss*~	W, 43-28
10/14	vs. UTSA*~	W, 29-26
10/21	at Florida Atlantic*~	L, 69-31
10/28	vs. Old Dominion*~	W, 45-38
11/4	at Louisiana Tech*~	2:30 p.m.
11/11	vs. UTEP*~	4 p.m.
11/18	vs. Army~	5:30 p.m.
11/25	at Rice*~	12 p.m.

*Denotes Conference USA Contest, ~ Mean Green Sports Network (radio). All Game Times Listed in CT and are subject to change

By The Numbers

37.4

Through 8 games, the Mean Green are averaging 37.4 points per game, which is second in C-USA. North Texas averaged 24.8 ppg in 2016, which was a jump of 9.6 from 2015 prior to Seth Littrell's arrival in Denton.

5

With Rico Bussey, Jr.'s seven catch, 111-yard receiving performance, North Texas has had five different 100-yard receivers this season in eight games after having just three over 13 games in 2016.

11

Senior RB Jeffery Wilson scored his 11th rushing touchdown of the season last week in the win over Old Dominion. Wilson now has 27 career rushing scores.

132

Senior K Trevor Moore has made 132 consecutive extra points heading into week 10, a school record. He is also holds the school record for most PATs made in a career.

@MeanGreenFB

North Texas

MEAN GREEN (5-3, 4-1 C-USA)



North Texas (5-3, 4-1 C-USA) hits the road for a pivotal Conference USA West division match up with Louisiana Tech (4-4, 2-2 C-USA) Saturday at 2:30 p.m. CT at Joe Aillet Stadium in Ruston, Louisiana. The Mean Green bounced back with a 45-38 win at home over Old Dominion last week in Denton to improve to 4-0 at home in 2017, while La Tech enters week 10 after a 42-28 win over Rice in Houston last week to even their record on the season, both overall, as well as in conference.

Saturday's game will be broadcast live on Stadium - Facebook Live with Jason Knapp (pxp), Geoff Schwartz (analyst) and Shae Pepler (field reporter) as well as on the radio on the Mean Green Sports Network with Dave Barnett (pxp) and Hank Dickenson (analyst).

North Texas at Louisiana Tech

Date..Sat., Nov. 4 | 2:30 p.m. CT
 Venue Joe Aillet Stadium
 Location Ruston, Louisiana
 Live Stats .. MeanGreenSports.com
 Live Tweets @MeanGreenFB
 TV Stadium-Facebook Live
 Radio KHYI 95.3 FM
 KNTU 88.1 FM
 KGAF 1580 AM
 Series La Tech leads 9-6
 Last Meeting ..La Tech 45, North Texas 24 on 11/5/16 in Denton, Texas

Louisiana Tech

BULLDOGS (4-4, 2-2 C-USA)



North Texas' Top Storylines, Streaks & Trends

Next Up

The Mean Green return to Denton for a homecoming date with UTEP. That game kicks off at 4 p.m. CT from Apogee Stadium in Denton, Texas, and will be broadcast live on ESPN3 and the Mean Green Sports Network.

Mean Green Lead C-USA West

Following last week's 45-38 win over Old Dominion, the Mean Green enter Week 10 of the season alone atop the Conference USA's West division at 4-1.

The Mean Green hold head-to-head tiebreakers over UAB, Southern Miss and UT San Antonio (all have two losses in conference play) by virtue of head-to-head wins. With three conference games remaining, North Texas controls its own destiny to reach the Conference USA Championship game.

Score!

The Mean Green are averaging 37.4 points per game through eight games, which is second in Conference USA and 21st in the country.

* North Texas averaged 24.8 ppg in 2016, taking an 12.6 ppg jump in 2017.

* The Mean Green made a 9.6 ppg jump in 2016, head coach Seth Littrell's first season in Denton.

That's Offensive

The Mean Green lead the conference in total offense, averaging 484.4 yards per contest, which ranks 16th nationally.

* North Texas averaged 341.8 yards per game last season.

* The Mean Green are averaging 6.59 yards per play, which ranks 19th-best nationally.

* North Texas ranked 117th nationally each of the previous two seasons (5.08 yards per play in 2016 and 4.56 yards per play in 2015). The 2013 team that won the Heart of Dallas Bowl at 9-4, finished 63rd in that category at 5.61 yards per play.

* North Texas is averaging 73.5 plays per

game in 2017, compared to 67 per game in 2016, Littrell's first year in Denton.

* The Mean Green have surpassed 400 yards of offense in seven of their first eight games in 2017 and 500 yards on three occasions. North Texas had only five games in 2016 (in 13 games) that they went over 400 yards of total offense, none of which topped 500.

First Downs

North Texas has posted 190 first downs over the first eight games, and their 23.8 first downs per game ranks second-best in Conference USA.

* The Mean Green had 24 first downs last week in the win over Old Dominion.

* The 190 first downs rank 23rd in the country.

Explosive Plays

The Mean Green had nine plays of 15-yards or more from scrimmage last week in the win over Old Dominion.

* Sophomore quarterback Mason Fine (Locust Grove, Oklahoma) completed seven passes of 15 yards or more, last week in the win over Old Dominion. He completed four passes of 20 or more yards, three of which went to fellow sophomore and Oklahoman, Rico Bussey, Jr. (Lawton, Oklahoma). Fine connected with Bussey, Jr. on a 34-yard touchdown in the first quarter, the team's longest play from scrimmage, and also hit him on gains of 22 and 20 later in the day. Fine's other big-hitter was a 23-yard completion to tight end Kelvin Smith (Spring, Texas) to pick up a first down on a third-and-long play.

* Fine has thrown 11 touchdown passes of 20 or more yards this season.

Wilson Climbs Record Books

Mean Green senior running back Jeffery Wilson (Elkhart, Texas), two-time Conference USA Player of the Week (weeks one and four), carried nine times for 36 yards last week in the win over Old Dominion, with one touchdown. Wilson is the conference's third-leading rusher at 104.2 yards per game, which also ranks 21st nationally. Wilson's 11 rushing scores are 10th-best in the nation and his 834 rushing yards also ranks 21st-best in the country.

* Wilson has 129 carries for 834 yards and 11 touchdowns this season through eight games and is on pace for 1,250 yards and 17 touchdowns over the course of a 12-game season. That would tie for second-best single season performance in program history in rushing touchdowns.

* Wilson had one rushing score last week during the win over Old Dominion when he scored from one yard out in the first quarter. Wilson has now scored at least one rushing touchdown in eight of his last nine games, dating back to the Zaxby's Heart of Dallas Bowl in 2016.

* The 30 carries Wilson had on Sept. 30 against Southern Miss are the second-most by anyone in Conference USA this season in a single game.

* Wilson's 6.47 yards per carry ranks 22nd-best in the nation and he is third in C-USA, behind Florida Atlantic's duo of Devin Singletary (6.62) and Greg Howell (6.83).

* His 211-yard performance in week four tied for the third-best in the nation that week.

* Wilson has rushed for 2,824 yards in his career, which places him fifth in school history.

* Wilson is 296 yards from Ja'Quay Wilburn's (1997-00) fourth spot.

* Wilson is in a tie for fourth in school history in rushing touchdowns (27) with Jamario Thomas (2004-07). Wilson passed Ken Bahnsen (1950-52) last week with his one-yard rushing score against Old Dominion and is just two behind Scott Davis (1987-90) for third.

* Wilson eclipsed 500 career carries last week and has 503, which ranks eighth in school history in that category and is 29 carries behind Ken Washington (1974-77) for seventh.

* Last season Wilson finished with 169 carries for 936 yards and 14 touchdowns, which were career highs for a single season in just 11 games.

Fine Leading Mean Green Offense

Sophomore quarterback Mason Fine (Locust Grove, Oklahoma) completed 25-of-36 passes for 309 yards and one touchdown

last week in the win over Old Dominion. Fine has completed 178-of-280 passes (63.6 percent) for 2,388 yards with 17 touchdowns and eight interceptions.

* Fine is now tied for ninth for most passing yards in a single season in program history with Giovanni Vizza's 2007 season (2,388 yards). Fine trails Scott Davis' 1988 season total by 21 yards for the eight spot.

Single-Season Passing Yards Leaderboard

1. Mitch Maher, 1994	3,103
2. Derek Thompson, 2013	2,896
3. Steve Ramsey, 1969	2,828
4. Giovanni Vizza, 2008	2,758
5. Derek Thompson, 2012	2,649
6. Mitch Maher, 1993	2,595
7. Steve Ramsey, 1968	2,516
8. Scott Davis, 1988	2,409
9. Mason Fine, 2017	2,388
Giovanni Vizza, 2007	2,388

* Fine is on pace to throw for 3,582 yards and 26 touchdowns in a 12-game season, which would put him first in program history in those two categories: single-season passing yards and tie for the lead in single-season passing touchdowns.

* Fine is quickly approaching 4,000 yards passing for his career, and is just 40 yards away from becoming the seventh North Texas quarterback to hit that milestone.

* Fine leads Conference USA in passing yards per game (298.5), in passing yards (2,388) and passing touchdowns (17).

* He has thrown for multiple touchdowns in a game six times this year (each of the first two weeks, vs. Lamar, and at SMU, vs. UAB, at Southern Miss, vs. UTSA and at Florida Atlantic).

* Fine's 17 touchdown passes through eight games surpass his output from 10 games last season (six). The 17 touchdown passes also rank 19th in the nation.

* His 149.50 pass efficiency rating is also second-best in the conference and 24th-best in the country.

* Fine is in eighth place in program history in career passing yards (3,960) with his 309-yard performance last week in the win over Old Dominion. Fine is 21 yards behind the seventh spot, held by Jason Mills (1994-97).

MEDIA AVAILABILITY FOR WEEK 10

30	31	1	2	3	4	5
No Media Availability	Practice at Athletic Center 8:55 a.m. Seth Littrell Press Conference 11:30 a.m. Team Meeting Room, Ground floor of Athletic Center Only day for player availability immediately following press conference	Practice at Athletic Center Seth Littrell available for out of town media No player availability	Walk through at Athletic Center No player availability	Practice at Athletic Center Travel to Ruston, Louisiana No player availability	Kickoff at Louisiana Tech at 2:30 p.m. CT	Player Conditioning at the Athletic Center

NORTH TEXAS MEDIA SERVICES

Who to contact:

Jordan Stepp: 940-369-8329 (Office)
805-551-8648 (Cell)
E-mail: jordan.stepp@unt.edu

Eric Capper: 940-565-2476 (Office)

940-367-0727 (Cell)
E-mail: eric.capper@unt.edu

Practice Coverage

Media has limited access to North Texas football practice. The media may view the period from 9:15-9:35 a.m. of practices on Tuesday and Wednesday. The remaining practice is closed to all media and fans.

Credentials For Media

Those wishing to cover North Texas must contact Jordan Stepp for credentials for home and away games.

Tuesday Press Conference

Head coach Seth Littrell's weekly media availability for local media will be conducted at a press conference on Tuesday in the Team Meeting Room on the bottom floor of the Athletic Center following practice around 11:25 a.m.

Post-Practice Interviews

Interviews following practice on Tuesday will be conducted only for requested players. **Requests for players should be made in advance through the athletic communications office by Monday at 12 p.m.** Special exemptions may be granted to those media wishing to interview a specific student-athlete before practice or on a different day at the discretion of the athletic communications office.

All out of town media with requests for Coach Littrell, assistant coaches or players must contact Jordan Stepp.

Post-Game Interviews

The North Texas locker room is closed to all members of the media. Head coach Seth Littrell and requested players will be available for interviews following a brief cooling off period. Postgame interviews at Apogee Stadium will be held in the team meeting room in the Athletic Center.



COLLEGEPRESSBOX.COM IS THE OFFICIAL MEDIA WEBSITE FOR DIVISION I FOOTBALL. ACCESS AND DOWNLOAD WEEKLY GAME NOTES, QUOTES, STATISTICS, MEDIA GUIDES, HEADSHOTS, LOGOS AND MORE FOR EACH CONFERENCE AND ITS MEMBER SCHOOLS. LOGIN INFORMATION WILL BE DISTRIBUTED TO ACCREDITED MEDIA OR YOU CAN APPLY FOR A PASSWORD BY SENDING AN E-MAIL TO PASSWORD@COLLEGEPRESSBOX.COM.

* Fine is also eighth in program history in career completions (333) after passing Riley Dodge (2008-10) last week. Fine trails Jason Mills (1994-87) by four completions heading into this week's game at Louisiana Tech.

* Fine moved into ninth place in school history for his career in passing attempts. The sophomore has 541 through 18 games, and trails Vidal Carlin (1965-66) by 92 attempts for eighth.

* Fine's 424-yard performance in week two at SMU was the sixth-best in program history and the best since Giovanni Vizza threw for 478 against Navy in 2007. Fine is one of eight players in Mean Green history to have thrown for 400 yards or more.

1. Daniel Meager vs. SMU, 2007 601
2. Steve Ramsey vs. La.-Lafayette, 1969 495
3. Mitch Maher vs. SFA, 1994 486
4. Giovanni Vizza vs. Navy, 2007 478
5. Steve Ramsey vs. Cincinnati, 1968 433
6. Mason Fine at SMU, 2017 424

* Fine's 424-yard performance at SMU remains the most passing yards in a single game this season in Conference USA.

* After his 309-yard performance last week in the win over Old Dominion, Fine has 12 200-yard passing games in his career, which is the fifth-most in school history. He trails Giovanni Vizza (2007-08) for fourth, who had 15.

* Fine has thrown for 200-plus yards in five straight games, dating back to the win over UAB on Sept. 23. Five straight has Fine fourth in school history in that category.

* Fine's five career 300-yard passing games are third-most in school history, breaking a tie with Giovanni Vizza (2007-08) and Mitch Maher (1991-94). Fine has four such games

NORTH TEXAS QUICK FACTS

LOCATION	DENTON, TEXAS
FOUNDED	1890
PRESIDENT	DR. NEAL SMATRESK
ENROLLMENT	38,121
FOUNDED	1890
ATHLETIC DIRECTOR	WREN BAKER
NICKNAME	MEAN GREEN
COLORS	GREEN AND WHITE
HOME FIELD	APOGEE STADIUM
CAPACITY	30,850
SURFACE	ARTIFICIAL
FIRST YEAR OF FOOTBALL	1913
YEARS OF FOOTBALL	103
CONFERENCE	CONFERENCE USA
HEAD COACH	SETH LITRELL
OVERALL RECORD	10-11 (2ND SEASON)
RECORD AT NORTH TEXAS ...	10-11 (2ND SEASON)
PRIMARY OFFENSE	SPREAD
PRIMARY DEFENSE	MULTIPLE

MEAN GREEN TEAM RECORD

OVERALL	503-500-33
HOME	271-149-12
AWAY	229-344-21
NEUTRAL	3-6
SINCE DIV. I-A (1995)	91-175
APOGEE STADIUM RECORD	24-14

VERSUS OTHER FBS CONFERENCES

AAC	1-2
ACC	0-4
BIG EAST	0-1
BIG 12	7-58
BIG 10	1-3
CONFERENCE USA	49-70-1
INDEPENDENT	3-4
MID-AMERICAN	3-5
MOUNTAIN WEST	7-15
PAC-12	2-4
SEC	3-37
SUN BELT	41-46
WAC	34-75-2

CURRENT TEAM STREAKS

WINS	1
HOME WINS	5
AWAY WINS	0
C-USA WINS	1
LOSSES	0
HOME LOSSES	0
AWAY LOSSES	1
NON-CONFERENCE WINS	0
NON-CONFERENCE LOSSES	2

THE MEAN GREEN

ALL NORTH TEXAS ATHLETIC TEAMS ARE REFERRED TO AS "NORTH TEXAS" AND THE "MEAN GREEN." DO NOT USE THE TERMS "NORTH TEXAS STATE," OR "EAGLES", TO DESCRIBE A NORTH TEXAS ATHLETIC TEAM.

MEAN GREEN'S RECORD IN 2017 WHEN:

LEADING AT THE HALF.....	3-1
TRAILING AT THE HALF.....	2-2
TIED AT THE HALF.....	0-0
LEADING AFTER THREE QUARTERS.....	3-0
TRAILING AFTER THREE QUARTERS.....	2-3
TIED AFTER THREE QUARTERS.....	0-0
SCORING FIRST.....	3-2
OPPONENT SCORES FIRST.....	2-1
RUNNING MORE PLAYS THAN OPPONENT..	4-0
OPPONENT RUNS MORE PLAYS.....	1-2
SAME NUMBER OF PLAYS.....	0-0
COMMITTING MORE TURNOVERS.....	1-2
COMMITTING LESS TURNOVERS.....	3-0
TURNOVERS ARE EVEN.....	1-1
COMMITTING AT LEAST TWO TURNOVERS..	3-3
WINNING TIME OF POSSESSION.....	3-2
OPPONENT WINS TIME OF POSSESSION....	2-1
RUNNING 70 OR MORE OFF. PLAYS.....	4-2
RUNNING LESS THAN 70 OFF. PLAYS.....	1-1
RUSHING FOR 150 YARDS OR MORE.....	4-0
RUSHING FOR LESS THAN 150 YARDS.....	1-3
PASSING FOR 200 YARDS OR MORE.....	5-2
PASSING FOR LESS THAN 200 YARDS.....	0-1
PASSING % IS OVER 55%.....	4-3
PASSING % IS LESS THAN 55%.....	1-0
THIRD DOWN CONV. IS OVER 40%.....	4-1
THIRD DOWN CONV. IS LESS THAN 40%....	1-1
THIRD DOWN CONV. IS 40%.....	0-1
GAINING MORE TOTAL YARDS THAN OPP..	5-0
GAINING LESS TOTAL YARDS THAN OPP.....	0-2
PLAYING AT HOME.....	4-0
PLAYING ON THE ROAD.....	1-3
PLAYING ON NATURAL GRASS.....	0-1
PLAYING ON ARTIFICIAL SURFACE.....	5-2

UNDER HEAD COACH SETH LITRELL:

LEADING AT THE HALF.....	7-1
TRAILING AT THE HALF.....	3-10
TIED AT THE HALF.....	0-0
LEADING AFTER THREE QUARTERS.....	7-0
TRAILING AFTER THREE QUARTERS.....	2-11
SCORING FIRST.....	5-3
OPPONENT SCORES FIRST.....	5-8
RUNNING MORE PLAYS THAN OPPONENT..	6-3
OPPONENT RUNS MORE PLAYS.....	4-8
SAME NUMBER OF PLAYS.....	0-0
COMMITTING MORE TURNOVERS.....	3-6
WINNING TURNOVER MARGIN.....	5-2
TURNOVERS ARE EVEN.....	2-3
COMMITTING AT LEAST TWO TURNOVERS..	5-7
WINNING TIME OF POSSESSION.....	5-3
OPPONENT WINS TIME OF POSSESSION....	5-8
RUNNING 70 OR MORE OFF. PLAYS.....	7-5
RUNNING LESS THAN 70 OFF. PLAYS.....	3-6
RUSHING FOR 150 YARDS OR MORE.....	8-1
RUSHING FOR LESS THAN 150 YARDS.....	2-10
RUSHING FOR 200 YARDS OR MORE.....	5-0
PASSING FOR 200 YARDS OR MORE.....	8-7
PASSING FOR LESS THAN 200 YARDS.....	2-4
PASSING % IS OVER 55%.....	6-8
PASSING % IS LESS THAN 55%.....	4-3
THIRD DOWN CONV. IS OVER 40%.....	6-4
THIRD DOWN CONV. IS LESS THAN 40%....	3-5
THIRD DOWN CONV. IS 40%.....	1-2
SCORING 20 POINTS OR MORE.....	10-6
SCORING 30 POINTS OR MORE.....	8-3
SCORING 40 POINTS OR MORE.....	6-0
HOLDING OPP. TO 10 POINTS OR LESS.....	0-0
HOLDING OPP. TO 20 POINTS OR LESS.....	3-0
GAINING MORE TOTAL YARDS THAN OPP..	7-1
GAINING LESS TOTAL YARDS THAN OPP.....	3-9
PLAY AT HOME.....	7-3
PLAYING ON THE ROAD.....	3-7
NEUTRAL SITE.....	0-1

in 2017, in eight appearances.

* Fine's 61.6 career completion percentage ties for second in school history for players with a minimum of 200 completions (Fine has 333).

- 1. Riley Dodge (311-481), 2008-10 64.7
- 2. **Mason Fine (308-505), 2016-17 61.6**
- Jordan Case (218-354), 1977-79 61.6

* His career passing efficiency rating of 131.34 ties for the best in program history along with Scott Hall (2000-04).

- 1. **Mason Fine, 2016-17 132.26**
- Scott Hall, 2000-04 132.26
- 3. Mitch Maher, 1991-94 128.56
- 4. Scott Davis, 1987-90 126.44
- 5. Derek Thompson, 2009-13 126.27
- 6. Riley Dodge, 2008-10 125.71

Big-Play J-G

Redshirt sophomore wide receiver Jalen Guyton (Allen) caught seven passes (which tied for a team-high) for 66 yards in the win over Old Dominion last week.

* Guyton was recently added to the Biletnikoff Award Watch List.

* Guyton was named Conference USA co-Offensive Player of the Week for his performance on Sept. 30 at Southern Miss. Guyton's 14 catches (and 211 yards) were the most in a single game for the Mean Green since Carlos Harris' 15 grabs for 216 yards against Southern Miss in 2014. It is also the most catches by anyone in C-USA this year.

* Guyton's 211 yards were the ninth-most in a single game in school history and the 14 catches ties several players for fourth-most in school history in a single game.

* Guyton leads the team in receiving yards with 692 on a team-high 39 catches (17.7 yards per catch), and has seven touchdowns.

* Guyton's seven receiving touchdowns through eight games would have been the highest touchdown total for a Mean Green receiver in 2016 (six players tied for the team lead with two).

* He is tied for the conference lead in touchdown grabs, which also is 12th nationally.

* Guyton is averaging 86.5 yards per game

receiving, which is third-best in C-USA.

* His 692 receiving yards rank 24th in the country and are third-most in C-USA.

* Guyton is on pace for 1,038 receiving yards and 11 touchdowns over the course of 12 games. That would rank sixth in school history (receiving yards) for a single-season and tie for third in program history (receiving touchdowns).

* Guyton is averaging 4.9 catches per game, which ranks sixth in C-USA.

* Guyton began his career at Notre Dame before transferring to Trinity Valley Community College.

* Guyton caught 45 passes for 968 yards and 12 touchdowns in 2016 at Trinity Valley.

Moore, Moore, Moore

Senior kicker Trevor Moore holds the school record for most consecutive made extra points, and recently set the record for most career PATs (132). The Edmond, Oklahoma, native pushed his school record to 132 straight made PATs after going 6-for-6 last week in the win over Old Dominion. Moore has never missed an extra point attempt in his career. Moore broke the record of 61 straight that was previously held by Keith Chapman (1987-89) last season.

* Moore was 1-of-2 on field goals last week in the win over Old Dominion, connecting from 23 and missing wide left from 40. Moore is 12-of-14 on field goals this season,

* Moore has one Conference USA Special Teams Player of the Week honor this season, after converting on all four field goals, all four extra points, posting five touchbacks and he even recovered a fumble on the final play of the game against UAB in week four.

* Moore holds the school record for career field goal percentage (77.6 percent).

* He also holds the program record for field goal percentage in a season (88.2 percent in 2014). He has made 85.7 percent of his kicks thus far in 2017.

* Moore sits atop eight statistical categories in school history. In addition to field goal percentage in a single season and career and most consecutive extra points made, Moore also is the leader in extra point percentage

2017 Conference USA Standings

	CONFERENCE			OVERALL		
	W	L	PCT.	W	L	PCT.
EAST						
Florida Atlantic	4	0	1.000	5	3	.625
Marshall	3	1	.750	6	2	.750
FIU	3	1	.750	5	2	.714
WKU	3	2	.600	5	3	.625
Middle Tennessee	1	3	.250	3	5	.375
Charlotte	1	3	.250	1	7	.125
Old Dominion	0	4	.000	2	6	.250
WEST						
North Texas	4	1	.800	5	3	.625
UAB	3	2	.600	5	3	.625
Southern Miss	3	2	.600	5	3	.625
UTSA	2	2	.500	5	2	.714
LA Tech	2	2	.500	4	4	.500
Rice	1	3	.250	1	7	.125
UTEP	0	4	.000	0	8	.000

in a single season and career (100 percent), extra points made in a single game (11 against Nicholls in 2014) and field goals made in a single game (five against SMU in 2014). His 132 extra points made are the most in school history, after passing Nick Bazaldua's (2002-05) 121 earlier this season.

* Moore ranks in the top three in three other North Texas statistical categories, and is tied for third among active Football Bowl Subdivision kickers in consecutive extra points made. The senior aims to wrap his career as the most decorated kicker in school history.

Most Consecutive Extra Points Made (active NCAA FBS kickers)

1. Daniel Carlson, Sr., Auburn – 176
2. Sean Nurenberger, Sr., Ohio State – 151
3. **Trevor Moore, Sr., North Texas – 132**
Aaron Medley, Sr., Tennessee – 132

Bussey's Big Day

Sophomore wide receiver Rico Bussey, Jr. (Lawton, Oklahoma) had the best statistical game of his career last week in the win over Old Dominion, catching seven passes for 111 yards, both career highs, and a touchdown.

* Bussey, Jr. has 21 catches for 261 yards and three touchdowns on the season.

* His performance last week surpassed his output in receiving yards for the season a

year ago (had eight catches for 97 yards as a freshman in 2016).

* Bussey, Jr. hauled in a 34-yard touchdown catch in the first quarter to put North Texas on top 14-7 at the time. That 34-yard catch was the longest of his career.

* Three of his seven catches last week went for 20 or more yards.

Block That Kick!

The Mean Green blocked two Old Dominion punts last week in the win, one of which was returned for a touchdown. It marked the Mean Green's second and third blocked punts of the season, after also blocking a punt in a win at home over UAB.

Redshirt sophomore safety Taylor Robinson (Keller, Texas) blocked his second punt of the season in the second quarter, and it was scooped up by freshman running back Evan Johnson (Loranger, Louisiana) and taken 40 yards to the end zone.

Senior defensive back Dee Baulkman (Bainbridge, Georgia) picked up the other blocked punt last week for the Mean Green, the first of his career.

* North Texas ranks second nationally with three blocked punts this season, tied with Texas A&M. Utah State leads the nation with four.

Muhammad Leading The Way

Sophomore safety Khairi Muhammad (Dallas) posted four tackles last week in the win over Old Dominion.

* Muhammad is tied for the team lead in tackles with 67 total tackles (27 solo) with a sack, three tackles for loss, a forced and recovered fumble.

* His 8.4 tackles per game are tied for eighth-best in Conference USA, alongside his teammate, linebacker E.J. Ejiya (Blaine, Minnesota).

#TheStandard

Sophomore wide receiver Michael Lawrence (Sweetwater, Texas) caught three passes for 30 yards last week in the win over Old Dominion, and is second on the team in receptions with 36, for 482 yards and two touchdowns (13.4 yards per catch).

* Lawrence is averaging 4.5 catches per game, which ranks seventh in Conference USA, and is averaging 60.2 yards per game, ranking eighth in the conference.

* He caught just one pass for 16 yards as a true freshman last year.

McClain Approaches 300

A preseason All-Conference USA selection for the second consecutive year, senior

safety Kishawn McClain (Rosenberg, Texas) garnered second team All-Conference honors in 2016 in Conference USA. For the second straight season, McClain led the team in tackles with 91 (67 solo) to go along with one-and-a-half sacks, five tackles for loss, three interceptions, two forced fumbles and three pass break-ups in 13 appearances.

* McClain recorded 11 tackles for the second straight week, which is a season-high, and a tackle for loss last week in the win over Old Dominion and has a total of 58 stops (3.5 for loss), a forced fumble, an interception and two pass break-ups in 2017.

* McClain has 298 career tackles for the Mean Green.

* McClain has 31 tackles in his last three games dating back to the win over UT San Antonio.

* McClain had double-digit tackles four different times in 2016 and has done it twice thus far in 2017.

Ejiya Keeps Making Stops

Redshirt junior linebacker E.J. Ejiya (Blaine, Minnesota) recorded 10 tackles last week in the win over Old Dominion. He has a team-high 4.5 sacks on the season.

* Ejiya is tied with safety Khairi Muhammad (Dallas) for the team lead with 67 total tackles, and a team-high 7.5 tackles for loss.

* Ejiya has had double-digit tackles three times this season (in three of his last four games) dating back to the win at Southern Miss on Sept. 30.

* Ejiya also leads the team in sacks, with 4.5. Those 4.5 are the first of Ejiya's Mean Green career.

* Ejiya's 4.5 sacks are tied for sixth in Conference USA.

Young Island

Junior defensive lineman Roderick Young (Spring, Texas) posted three tackles and a quarterback hurry in the win over Old Dominion last week.

* Young now has 24 tackles on the season, 2.5 for loss, a sack and seven quarterback hurries in eight starts.

Patterson Continues To Impress

Redshirt freshman Blake Patterson (Round Rock, Texas) had another strong performance in the win last week over Old Dominion, his third straight game with punting duties.

* Patterson averaged 45.2 yards per attempt on four punts, including a career-long of 68 and two inside the 20.

* Patterson is averaging 43.8 yards per punt on 12 attempts in 2017.

Johnson Comes Up Big

A week after scoring his first career touchdown, freshman running back Evan Johnson (Loranger, Louisiana) followed up that performance with a pair of scores last week in the win over Old Dominion, scoring on the ground and on special teams.

* Johnson carried five times for 37 yards and a touchdown. He has 27 carries for 171 yards and two touchdowns this season, while also handling kick return duties.

* Johnson flexed his versatility last week, returning a blocked punt 40 yards for a touchdown during the second quarter.

* Johnson returns to his native Louisiana for the first time since starring at Loranger High School last fall.

Smith Shines

Redshirt freshman running back Nic Smith (Arlington) carried 18 times (equaling a career-high) for 71 yards and two scores last week in the win over Old Dominion. He also caught two passes for 24 yards.

Smith has carried 67 times for 306 yards and four touchdowns, while hauling in 11 passes for 111 yards and two more touchdowns.

Flusche's Big Day

Redshirt senior defensive end Andy Flusche (Muenster, Texas) had a big-time performance last week in the win over Old Dominion. He finished with five tackles (equaling a career-high), two of which were for loss, and the first interception of his career.

* Flusche batted a Stephen Williams, Jr. pass up into the air and came down with the pick in the second quarter, which helped set up a Mean Green touchdown.

* The Muenster native also had a key stop on one of the three fourth-and-one stops in the fourth quarter by the Mean Green,

Garner Surpasses 100 Career Tackles

Redshirt junior linebacker Brandon Garner (Mansfield, Texas) passed the 100-tackle mark for his career during last week's win over Old Dominion. He finished with four tackles, one for loss and a pass breakup in the win.

* Garner has 34 total stops (22 solo), five of which are for loss, with a sack and three pass break-ups in eight appearances in 2017 for the Mean Green.

Turn It Over!

The Mean Green turned the Old Dominion Monarchs over three times last week, as redshirt senior defensive end Andy Flusche (Muenster, Texas) and senior corner Eric Jenkins (New Orleans) each came up with interceptions, and senior defensive end Tillman Johnson (Round Rock, Texas) picked up a sack and forced a fumble that was recovered by sophomore defensive end LaDarius Hamilton (Corrigan, Texas).

Starting Fast At Home

North Texas has won all four of its home games in 2017 and a lot of that can be attributed to their quick starts at Apogee Stadium. The Mean Green have scored on their first two possessions in each of those four games, three of which were by virtue of back-to-back touchdown drives to open the game.

Fourth Down Stands

The Mean Green came up with three consecutive fourth-and-one stops last week in the win over Old Dominion to help seal the victory.

Quick Strike Offense

North Texas can score, and it can score quickly. The Mean Green have 15 touchdown drives this season of two minutes or less.

Littrell's Second Year Boost

Prior to his arrival in Denton Littrell was an offensive coordinator in three stops throughout his career. Each time his offense hit year two, there was an uptick in total offense and points per game. That is certainly the plan for the Mean Green offense, which was much improved in Littrell's first season at the helm.

* Through eight games of year two in Denton, Littrell's team is averaging 37.4 points per game and they hung 59 on Lamar in the season-opener, the most points scored under Littrell. The Mean Green have topped 40 points on four occasions this season after doing so twice in 2016.

* The Mean Green also posted a school-record 668 yards of total offense (436 on the ground) in week one and are averaging 484.4 yards of total offense per game (16th-best in the nation and best in Conference USA).

* When Littrell took over as co-offensive coordinator at Arizona, the Wildcats ranked 53rd nationally in scoring at 28.2 points per game, 24th in total offense (439.4 per game) and ninth in passing yardage (307.7 per game). Year two saw the Arizona offense score 2.6 points per game more (30.8), and the team improved to the third-best team in the country in terms of passing yardage (370.8 yards per game), as well as a 37-spot improvement in total offense (465.2).

* At Indiana in 2012, the Hoosier offense finished 51st in scoring offense (30.8 points per game), 17th in passing offense (311.2) and 34th in total offense (442.0). The Hoosiers then spiked all the way up to 16th nationally in scoring (38.4 points per game), increasing their output by 7.6 points each game. The passing yards per game actually decreased in 2013, however the total offensive output increased by 66.5 yards per game, and finished ninth in the nation in that category.

* At North Carolina the Tar Heels ranked 36th nationally in scoring offense at 33.2 points per game in 2014, while posting 429.8 yards per game of total offense (45th best in the country) and 278.4 yards per game in passing offense (27th in the nation). In 2016, the Heels improve immensely in one of the program's most successful seasons in its history. North Carolina went 11-1 before Littrell's was hired by the Mean Green on the day of the ACC Championship game. An 8.9 points per game jump (41.2 through 12 games) saw the Heels rank 11th in the country at that time. A 65.9 yards per game increase in total offense saw North Carolina leap 29 spots in the national rankings to 16th. Like his second-year squad in Bloomington, Littrell's offense saw a more balanced attack, achieving that total offensive bump with a slightly decreased production in passing

yardage per game.

Tough Sledding

There are six teams that reached bowl games a year ago on the Mean Green's 2017 schedule; Iowa, Southern Miss, UT San Antonio, Old Dominion, Louisiana Tech and Army.

* After winning 45-38 over Old Dominion last week, the Mean Green are 3-1 against such opponents (lost to Iowa on Sept. 16, beat Southern Miss on Sept. 30 and UTSA on Oct. 14).

Halftime Leads (Usually) Equal Success

North Texas is 7-1 under head coach Seth Littrell in games where they lead at halftime after winning in last week over Old Dominion. North Texas held a 35-23 halftime lead over the Monarchs and are 3-1 when leading at the half in 2017.

* The only loss came after failing to hold on to a 14-10 lead at Iowa on Sept. 16.

* Conversely, they are 3-10 when trailing at the break. The three wins in Littrell's tenure when trailing at the half came on Oct. 14 against UT San Antonio (trailed 17-16), on Sept. 30 with a win at Southern Miss (trailed 21-17) and against Rice in 2016.

Home Cooking

North Texas is 7-3 at home during the Seth Littrell era after a 45-38 win over Old Dominion last week. North Texas is 4-0 at Apogee Stadium in 2017.

* The Mean Green have won each of their last five home games, dating back to last season, when North Texas beat Southern Miss on Nov. 19, 2016.

What's The Rush?

North Texas added four more touchdowns on the ground last week in the win over Old Dominion, giving the Mean Green 19 in 2017. They scored 24 rushing touchdowns in 2016.

* North Texas has the third-most rushing touchdowns in Conference USA.

* Prior to Littrell's arrival, the Mean Green reached the end zone only seven times that way in 2015.

#LetItFly

North Texas is second in Conference USA in

passing yards per game, at 302.8. (Western Kentucky leads the way at 309.4 yards per game).

* The Mean Green also rank second in the conference in passing efficiency, at 148.9.

* North Texas has thrown 18 passing touchdowns, which leads C-USA.

* The Mean Green are averaging 8.4 yards per pass through eight games in 2017, which leads C-USA and ranks 23rd in the country, compared to 6.0 yards per pass in 2016.

O-Line Improvement

North Texas has allowed just 16 sacks in its first eight games (2.00 per game). Last season, North Texas surrendered 43 (3.31 per game).

Third Down Improvement

North Texas struggled in the early stages of 2017 on third downs on both sides of the ball. They have been much-improved offensively lately and continued that trend last week, converting on 6-of-14 tries against Old Dominion.

* Offensively, North Texas is 46-for-112 (41.1 percent) on third downs. That is sixth in Conference USA.

* Defensively, opponents have converted 59-of-131 third downs (45.0 percent), which ranks ninth in C-USA.

Turnover Margin

The Mean Green are minus-six in 2017 in turnover differential and prior to their three forced turnovers last week against Old Dominion in a win, hadn't forced a turnover since the UAB game on Sept. 23. Last season North Texas was plus-one.

Harrell Moves Upstairs

Offensive coordinator Graham Harrell has transitioned from an on-field position up into the press box for his second year in charge of the Mean Green offense.

What's In A (Nick) Name?

Four defensive players in Denton have some pretty interesting nicknames. Redshirt junior defensive tackle Ulaiasi Tauaalo (Keller, Texas) is affectionately known as Toala Bear, sophomore defensive lineman LaDarius Hamilton (Corrigan, Texas) goes by Hambone, senior linebacker Joshua Wheeler

(Grand Prairie, Texas) is nicknamed Earl and freshman safety Tyreke Davis (Denton) is known by his teammates simply, as Denton.

Texas-Made

There are currently 84 players on the North Texas roster who are from the state of Texas. 29 players are not from the Lone Star State, and the next highest representation comes from the north in Oklahoma, with eight.

Leadership Council

The Mean Green selected 12 members to their 2017 leadership council ahead of fall camp and the members are:

Sr. S Kishawn McClain (Rosenberg, Texas)
 Sr. DB Dee Baulkman (Bainbridge, Georgia)
 Soph. DE LaDarius Hamilton (Corrigan, Texas)
 Jr. DL Roderick Young (Spring, Texas)
 RS Sr. DE Andy Flusche (Muenster, Texas)
 Sr. DE Tillman Johnson (Round Rock, Texas)
 Sr. K Trevor Moore (Edmond, Oklahoma)
 Jr. OL Jordan Murray (Coppell, Texas)
 RS Soph. RB Christian Hosley (San Antonio)
 Sr. RB Jeffery Wilson (Elkhart, Texas)
 RS Jr. QB Quinn Shanbour (Oklahoma City)
 RS Soph. WR Jalen Guyton (Allen, Texas)

New Faces/Enhanced Roles On Coaching Staff

North Texas had some attrition on the coaching staff following their successful 2016 season, as three were hired away by schools in the power five conferences. Key staff changes and additions for 2017 are listed below:

Defensive coordinator – Troy Reffett (was co-defensive coordinator in 2016)

Offensive line coach – Chuck Langston (was offensive coordinator at Lamar in 2016)

Linebackers coach – Jeff Koonz (was co-defensive coordinator/linebacker coach at Cincinnati in 2016)

Defensive line coach – Marc Yellock (was defensive line coach at East Carolina in 2015)

Special Teams coordinator – Marty Biagi (was special teams analyst at Notre Dame in 2016)

Quality Control – Tashard Choice (volunteer with the Mean Green in 2016)

GA (defense) – Kenny Buyers (played for the Mean Green from 2012-16)

GA (offense) – Herschel Sims (volunteer with the Mean Green in 2016)

GA (offense) – J.D. Perkins (intern/analyst with North Carolina in 2016)

Awards Watch

Biletnikoff Award – Redshirt sophomore wide receiver Jalen Guyton was named to the 2017 watch list for the Biletnikoff Award, presented to the nation's best receiver. Guyton was added to the list on Oct. 18 after his strong start to 2017.

Paycom Jim Thorpe Award – Senior safety Kishawn McClain is on the 2017 watch list for the Thorpe Award, presented to the best defensive back in the country.

Campbell Trophy – Redshirt senior defensive end Andy Flusche is a semifinalist for the Campbell Trophy, the NFF announced earlier this week.

Wuerffel Award – Redshirt senior defensive end Andy Flusche is on the 2017 watch list for the Wuerffel Award, presented to the Football Bowl Subdivision player that best combines exemplary community service with athletic and academic achievement.

NFF National Scholar Athlete Award – Flusche is also on the watch list for the NFF National Scholar Athlete Award. The NFF Awards Committee will select a scholar-athlete class from all divisions of football, granting each winner \$18,000 towards postgraduate studies. Each class member will also be named a finalist for the prestigious William V. Campbell Trophy®, awarded to the nation's top scholar-athlete.

Earl Campbell Tyler Rose Award – Senior running back Jeffery Wilson is on the 2017 watch list for the Earl Campbell Tyler Rose Award, presented annually to the nation's outstanding Division I college offensive player who is either born in Texas, has graduated from a Texas high school or plays at a Texas-based junior college or four-year college. The player must also exhibit the enduring characteristics that define Earl Campbell, including integrity, performance, teamwork, sportsmanship, community, and tenacity. The award honors the legacy of Texas legend Earl Campbell and recognizes his home community of Tyler, Texas.

(Louisiana) Tech Ties

Linebackers coach Jeff Koonz was on staff at Louisiana Tech from 2010-13 in the same capacity. Saturday marks his first trip back to Ruston since his time with the Bulldogs.

(Texas) Tech Ties

Wide receivers coach Joel Filani was

teammates at Texas Tech with North Texas offensive coordinator and former Red Raider quarterback Graham Harrell for two seasons. During their two years together, Mean Green head coach Seth Littrell was the running backs coach in Lubbock.

#NFLMeanGreen

There are currently three former Mean Green players on National Football rosters; linebacker Craig Robertson (New Orleans Saints), fullback Jamize Olawale (Oakland Raiders) and running back Lance Dunbar (Los Angeles Rams). Be sure to follow along with their progress throughout the NFL regular season with weekly updates from MeanGreenSports.com each Tuesday.

Follow @MeanGreenFB On Social Media

Be sure to follow Mean Green football on all of our social channels. Follow @MeanGreenFB on both Twitter and Instagram for inside looks at the program, and head to Facebook.com/MeanGreenFB for additional coverage throughout the remainder of the year.

JEFFERY WILSON



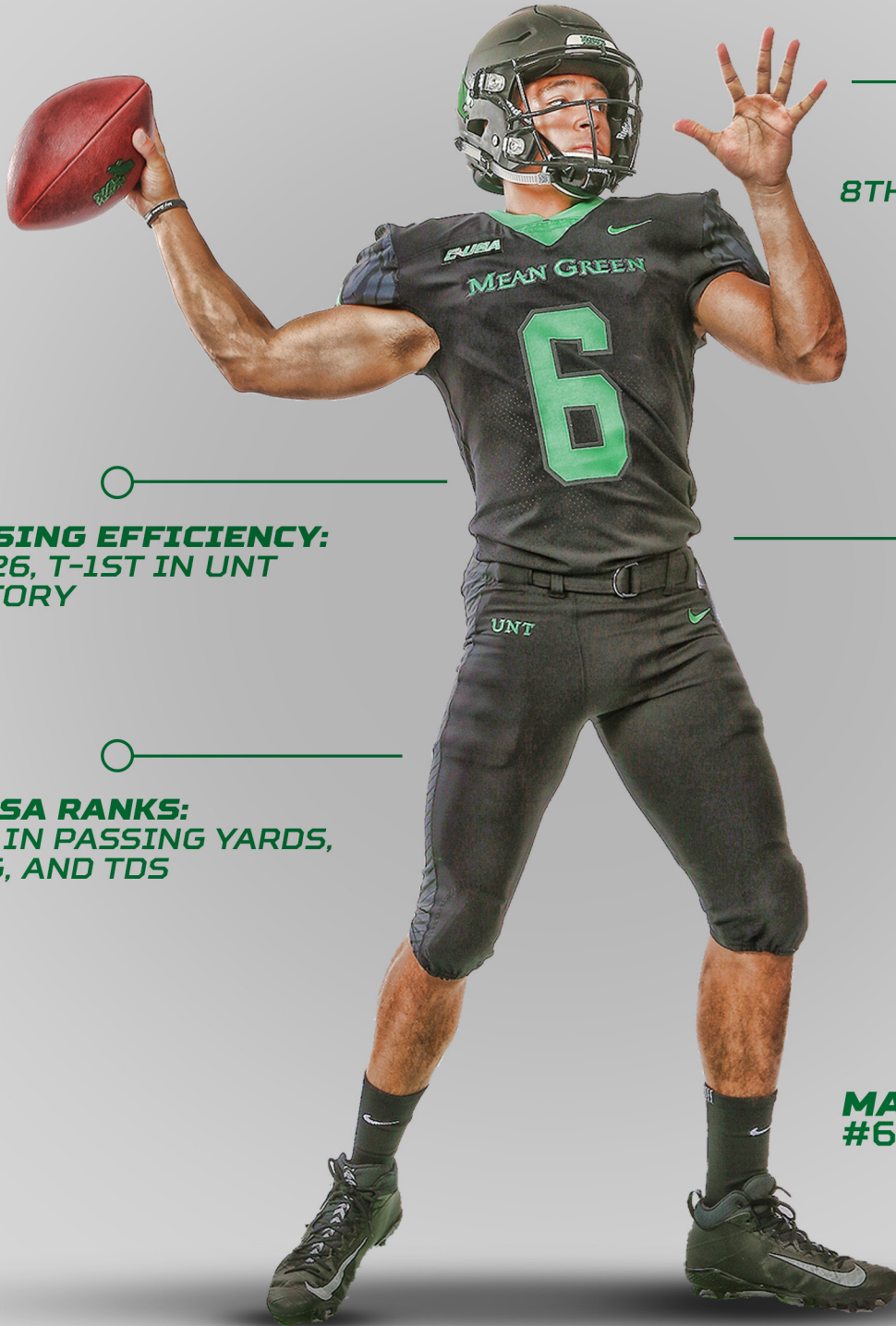
2017: 129 ATT, 834 YDS, 6.5 YPC, 11 TDs

2,824 TOTAL RUSH YDS: 5th IN UNT HISTORY

27 TOTAL RUSH TDs: T4th IN UNT HISTORY

#NewDenton

178 OF 280 ATT, 2,388 YDS, 17 TDS



**3,960 CAREER
PASSING YARDS,
8TH IN UNT HISTORY**

**PASSING EFFICIENCY:
132.26, T-1ST IN UNT
HISTORY**

**23 CAREER
PASSING TDS,
10TH IN UNT
HISTORY**

**C-USA RANKS:
1ST IN PASSING YARDS,
YPG, AND TDS**

**MASON FINE
#6 QB**



The Last Time North Texas...

Scoring

Scored 30 or more points.....	45 vs. Old Dominion (10/28/17)
Scored 40 or more points.....	45 vs. Old Dominion (10/28/17)
Scored 50 or more points.....	59 vs. Lamar (9/2/17)
Scored 60 or more points.....	77 vs. Nicholls (9/20/14)

Total Offense

Had more than 400 total yards.....	460 vs. Old Dominion (10/28/17)
Had more than 450 total yards.....	460 vs. Old Dominion (10/28/17)
Had more than 500 total yards.....	540 at Southern Miss (9/30/17)
Had more than 600 total yards.....	668 vs. Lamar (9/2/17)

Rushing Offense

Rushed for 150 or more yards.....	151 vs. Old Dominion (10/28/17)
Rushed for 200 or more yards.....	287 vs. UAB (9/23/17)
Rushed for 250 or more yards.....	287 vs. UAB (9/23/17)
Rushed for 300 or more yards.....	436 vs. Lamar (9/2/17)
Rushed for 400 or more yards.....	436 vs. Lamar (9/2/17)

Passing Offense

Passed for 250 or more yards.....	309 vs. Old Dominion (10/28/17)
Passed for 300 or more yards.....	309 vs. Old Dominion (10/28/17)
Passed for 350 or more yards.....	354 vs. UTSA (10/14/17)
Passed for 400 or more yards.....	424 at SMU (9/9/17)
Passed for 500 or more yards.....	601 at SMU (9/8/07)

Scoring Defense

Allowed 0 points.....	0 vs. Troy (10/30/03)
Allowed 3 or fewer points.....	3 vs. Nicholls (9/20/14)
Allowed 7 or fewer points.....	6 vs. SMU (9/6/14)
Allowed 10 or fewer points.....	10 vs. Florida Atlantic (11/9/14)

Total Defense

Allowed fewer than 75 total yards.....	49 vs. Lamar (11/5/83)
Allowed fewer than 100 total yards.....	95 vs. Abilene Christian (9/5/92)
Allowed fewer than 150 total yards.....	147 vs. FIU (11/22/14)
Allowed fewer than 200 total yards.....	147 vs. FIU (11/22/14)
Allowed fewer than 250 total yards.....	147 vs. FIU (11/22/14)
Allowed fewer than 300 total yards.....	266 vs. Lamar (9/2/17)

Rushing Defense

Allowed 0 or fewer yards.....	-6 vs. Abilene Christian (9/5/92)
Allowed 20 or fewer yards.....	13 vs. Marshall (10/8/16)
Allowed 40 or fewer yards.....	13 vs. Marshall (10/8/16)
Allowed 60 or fewer yards.....	13 vs. Marshall (10/8/16)
Allowed 80 or fewer yards.....	13 vs. Marshall (10/8/16)
Allowed 100 or fewer yards.....	74 vs. UAB (9/23/17)

Passing Defense

Allowed 10 or fewer yards.....	7 vs. Abilene Christian (9/1/94)
Allowed 30 or fewer yards.....	27 vs. Nicholls (9/7/02)
Allowed 50 or fewer yards.....	45 vs. Army (9/18/10)
Allowed 100 or fewer yards.....	53 vs. Army (12/27/16)
Allowed 150 or fewer yards.....	53 vs. Army (12/27/16)
Allowed 200 or fewer yards.....	181 vs. Old Dominion (9/16/17)

Miscellaneous Team

UNT wins when holding opponents to 10 points or less.....	37 consecutive, last loss at Marshall 7-0 (11/25/88)
UNT wins when scoring 30 points or more.....	25, last win vs. Old Dominion (10/28/17)
Last shutout win.....	21-0 vs. Troy (10/30/03)

The Last Time North Texas...

Individual Rushing

Had a player rush for 100 or more yards	148 by Jeffery Wilson at Southern Miss (9/30/17)
Had 2 players rush for 100 or more yards.....	176 by Jeffery Wilson, 101 by Nic Smith vs. Lamar (9/2/17)
Had a player rush for 150 or more yards.....	211 by Jeffery Wilson vs. UAB (9/23/17)
Had a player rush for 200 or more yards	211 by Jeffery Wilson vs. UAB (9/23/17)
Had a player rush for 250 or more yards	251 by Brandin Byrd at Tulsa (11/30/13)
Had a player rush for 300 or more yards	313 by Lance Dunbar vs. MTSU (12/3/11)
Had a player rush for 2 or more TDs	2 by Nic Smith vs. Old Dominion (10/28/17)
Had a player rush for 3 or more TDs.....	3 by Jeffery Wilson at Southern Miss (9/30/17)
Had a player rush for 4 or more TDs	4 by Lance Dunbar vs. MTSU (12/3/11)
Had a player rush for 5 or more TDs	Never

Individual Passing

Had a player pass for 200 or more yards	309 by Mason Fine vs. Old Dominion (10/28/17)
Had a player pass for 250 or more yards	309 by Mason Fine vs. Old Dominion (10/28/17)
Had a player pass for 300 or more yards	309 by Mason Fine vs. Old Dominion (10/28/17)
Had a player pass for 400 or more yards	424 by Mason Fine at SMU (9/9/17)
Had a player pass for 500 or more yards	601 by Daniel Meager at SMU (9/8/07)
Had a player pass for 2 or more TDs.....	2 by Mason Fine at Florida Atlantic (10/21/17)
Had a player pass for 3 or more TDs	3 by Mason Fine vs. UTSA (10/14/17)
Had a player pass for 4 or more TDs	4 by DaMarcus Smith vs. WKU (10/15/15)
Had a player pass for 5 or more TDs	8 by Giovanni Vizza vs. Navy (11/10/07)

Individual Receiving

Had a player with 10 or more receptions in a game.....	11 by Michael Lawrence at Florida Atlantic (10/21/17)
Had a player with 15 or more receptions in a game.....	15 by Carlos Harris vs. Southern Miss (10/18/14)
Had a player receive 100 or more yards	111 by Rico Bussey, Jr. vs. Old Dominion (10/28/17)
Had 2 players receive 100 or more yards.....	130 by Darnell Smith; 103 by Breelan Chancellor at Tulane (10/5/13)
Had a player receive 150 or more yards	182 by Jalen Guyton vs. UTSA (10/14/17)
Had a player receive 200 or more yards	211 by Jalen Guyton at Southern Miss (9/30/17)
Had a player receive 250 or more yards	327 by Casey Fitzgerald at SMU (9/8/07)
Had a player receive 300 or more yards	327 by Casey Fitzgerald at SMU (9/8/07)
Had a player receive 2 or more TDs	2 by Jalen Guyton vs. UTSA (10/14/17)
Had a player receive 3 or more TDs	5 by Casey Fitzgerald vs. Navy (11/10/07)
Had a player receive 4 or more TDs	5 by Casey Fitzgerald vs. Navy (11/10/07)
Returned a kickoff for a TD.....	100 yards by Darvin Kidsy at Rice (10/25/14)
Returned a punt for a TD.....	53 yards by Tre Johnson vs. UTEP (11/28/15)
Returned an INT for a TD.....	34 yards by Eric Jenkins at Army (10/22/16)
Returned a fumble for a TD	13 yards by Courtney Finney vs. UTEP (11/28/15)
Blocked a punt	Taylor Robinson vs. UAB (9/23/17)
Blocked two punts.....	vs. Old Dominion (10/28/17)
Blocked a FG	Zach Orr vs. UTEP (11/9/13)
Returned a blocked punt for a TD	40 yards by Evan Johnson vs. Old Dominion (10/28/17)
Returned a blocked FG for a TD.....	66 yards by Phillip Littlejohn vs. Idaho (10/4/97)
Recorded a safety.....	Team Safety vs. Southern Miss (11/19/16)

The Last Time an Opponent...

Rushing Offense

Rushed for 150 or more yards.....	205 by Old Dominion (10/28/17)
Rushed for 200 or more yards.....	205 by Old Dominion (10/28/17)
Rushed for 250 or more yards.....	447 by Florida Atlantic (10/21/17)
Rushed for 300 or more yards.....	447 by Florida Atlantic (10/21/17)

Passing Offense

Passed for 300 or more yards.....	357 by Florida Atlantic (10/21/17)
Passed for 400 or more yards.....	400 by WKU (10/15/15)
Passed for 500 or more yards.....	563 by Houston (9/10/11)

Total Offense

Had more than 400 total yards.....	804 by Florida Atlantic (10/21/17)
Had more than 450 total yards.....	804 by Florida Atlantic (10/21/17)
Had more than 500 total yards.....	804 by Florida Atlantic (10/21/17)

Individual Rushing

Had a player rush for 100 or more yards.....	109 by Jeremy Cox, Old Dominion (10/28/17)
Had 2 players rush for 100 or more yards.....	129 by Ahmad Bradshaw; 119 by Darnell Woolfolk, Army (12/27/16)
Had a player rush for 150 or more yards	301 by Aaron Jones, UTEP (11/26/16)
Had a player rush for 200 or more yards	301 by Aaron Jones, UTEP (11/26/16)
Had a player rush for 300 or more yards	301 by Aaron Jones, UTEP (11/26/16)
Had a player rush for 2 or more TDs	3 by Devin Singletary, Florida Atlantic (10/21/17)
Had a player rush for 3 or more TDs	3 by Devin Singletary, Florida Atlantic (10/21/17)
Had a player rush for 4 or more TDs	4 by Aaron Jones, UTEP (11/26/16)
Had a player rush for 5 or more TDs	6 by Kenneth Dixon, Louisiana Tech (11/7/15)

Individual Passing

Had a player pass for 300 or more yards	357 by Jason Driskel, Florida Atlantic (10/21/17)
Had a player pass for 400 or more yards	408 by Aaron Murray, Georgia (9/21/13)
Had a player pass for 3 or more TDs	4 by A.J. Erdely, UAB (9/23/17)
Had a player pass for 4 or more TDs	4 by A.J. Erdely, UAB (9/23/17)

Individual Receiving

Had a player receive 150 or more yards.....	141 by Willie Wright, Florida Atlantic (10/21/17)
Had a player receive 200 or more yards.....	263 by Trevor Insley, Nevada (10/30/99)
Had 2 players receive 100 or more yards.....	150 by Andre Wilson; 105 by Collin Lisa, UAB (9/23/17)
Had a player receive 3 or more TDs.....	4 by Courtland Sutton, SMU (9/9/17)
Had a player receive 4 or more TDs.....	4 by Courtland Sutton, SMU (9/9/17)

Scoring

Scored 30 or more points	38 by Old Dominion (10/28/17)
Scored 40 or more points	69 by Florida Atlantic (10/21/17)
Scored 50 or more points	69 by Florida Atlantic (10/21/17)
Scored 60 or more points	69 by Florida Atlantic (10/21/17)

Returned a kickoff for a TD.....	97/98 yards by Isaiah Harper (two in the game), Old Dominion (10/28/17)
Returned a punt for a TD.....	88 yards by Frank Brown, Bethune-Cookman (9/10/16)
Returned an INT for a TD	30 yards by Diquan Richardson, Bethune-Cookman (9/10/16)
Returned a fumble for a TD.....	26 yards by Bryson Abraham, Louisiana Tech (11/7/15)
Returned a blocked punt for a TD.....	0 yards by Brandon Moss, UTEP (11/26/16)
Blocked a FG	Joshua Jackson, Iowa (9/16/17)
Returned a blocked FG for a TD.....	62 yards by Derrick Strozier, Tulane (10/5/13)
Recorded a safety.....	Team, SMU (9/9/17)

North Texas Overtime Record (2-2)

October 7, 2006

North Texas 25 FIU 22 7 OTs

December 27, 2016

Army 38 North Texas 31 OT

September 12, 2009

Ohio 31 North Texas 30 2 OTs

September 24, 2016

North Texas 42 Rice 35 2 OTs



Seth Littrell

Head Coach

Second Year ▶ Oklahoma '01

The University of North Texas named Seth Littrell as its 19th head football coach, University President Neal Smatresk announced on December 5, 2015.

Littrell, 39, led the Mean Green to the second-best turnaround in the Football Bowl Subdivision in 2016, his first season at the helm. North Texas improved its win total by four games, finishing 5-8 on the season with a

Zaxby's Heart of Dallas Bowl appearance. Littrell helped lead the Mean Green to a 9.6 points per game jump in scoring offense from its output in 2016, which ranked 11th-best in the nation, and the 2016 defense allowed 8.7 points per game fewer than it did in 2015, which was the 13th-best turnaround in the country.

One of the brightest offensive minds in college football, Littrell came to North Texas after serving as the assistant head coach for offense and tight ends at North Carolina. At the time of his hire, the Muskogee, Oklahoma, native was the youngest coach in Conference USA and fifth-youngest in the nation.

North Carolina scored over 30 points nine times in 2015, topped the 40-point mark seven times and scored over 50 points in four games, which is a school record. Through 12 games, UNC averaged 41.2 points a game, which was 11th in the nation.

Under the guidance of Littrell, quarterback Marquise Williams set a new school record for career touchdowns (90) and total offense at North Carolina.

In 2015 with Littrell, the UNC offense averaged 7.46 yards per play, which was second in the nation, and ran the ball for 6.0 yards a carry, which ranked third in the country. UNC was one of just 11 schools in the nation averaging more than 200 yards rushing (229.7) and 250 yards passing (266.0). UNC rushed for over 200 yards eight times and had over 500 yards of total offense in four games in 2015, including 704 yards in a 66-31 win over Duke.

In his first season in Chapel Hill in 2014, Littrell helped Carolina establish several school records, including most passing yards, most passing touchdowns and most first downs. Williams was a second-team all-conference pick after leading the Tar Heels to a bowl game in his first year as the starter, and set several individual school records, including most rushing yards and rushing touchdowns by a quarterback. Carolina gained more than 5,000 yards in Littrell's first season as the play-caller and averaged 429.8 yards per contest.

Littrell came to Chapel Hill from Indiana where he guided one of the most prolific offenses in the country. Indiana finished ninth in the nation in total offense in 2013, averaging 508.5 yards per game. The Hoosiers were 17th in passing offense (306.7 avg.) and 30th in rushing offense (201.8). Indiana was one of only three teams to average more than 300 yards passing and 200 yards rushing

Under Littrell's guidance in 2013, Indiana set single-season records with 6,102 total yards, (508.5 ypg), 461 points, (38.4 ppg), 36 passing touchdowns, 62 total touchdowns and 300 first downs. Tight end Ted Bolser thrived in his system, setting IU career records for receptions, receiving yards and touchdowns by a tight end. Bolser and wide receiver Cody Latimer were selected in the 2014 NFL Draft. Latimer was taken in the second round (56th overall) by the Denver Broncos, while Bolser went in the seventh round to Washington.

In Littrell's first season as Indiana's offensive coordinator in 2012, the Hoosiers led the Big Ten and ranked 17th nationally in passing offense (311.2). They finished second in the conference in total offense (442.0) and fourth in scoring offense (30.8).

Prior to his stint at Indiana, Littrell coached three seasons at Arizona, where his 2011 offense ranked third nationally in passing offense (370.8) and 15th in total offense (465.2).

Three of his Arizona players were selected in the NFL draft: tight end Rob Gronkowski (New England - 2010 second round), quarterback Nick Foles (Philadelphia - 2012 third round) and wide receiver Juron Criner (Oakland - 2012 fifth round).

Prior to Arizona, Littrell served four years as running backs coach at Texas Tech (2005-08) under Mike Leach. The 2008 Red Raiders rushed for 119 yards per game, the highest total in the Leach era. Running back Shannon Woods earned All-Big 12 Conference honors in 2006 after averaging 6.1 yards per carry and snagging 75 receptions, totaling a top 15 national figure of 139 all-purpose yards per game.

Littrell began his coaching career as a graduate assistant at Kansas from 2002-04. The Jayhawks played in the 2003 Tangerine Bowl.

Littrell has coached in eight bowl games, played in two and was team captain on Oklahoma's 2000 national championship team. He was a four-year letterwinner at Oklahoma where he rushed for 231 yards and seven touchdowns in 1999 and finished his career with 11 rushing scores.

The Muskogee, Oklahoma, native graduated from Oklahoma with a degree in communications in 2001.

Littrell and his wife, Becca, have a son, Tripp, and a daughter, Elle.

Littrell Quick Facts

Age: 39

Alma Mater: Oklahoma ('01)

Record at UNT: 10-11 (second year)

Overall Record: 10-11 (second year)

Previous Job: Assistant Head Coach, Offense/Tight Ends at North Carolina

Playing Experience: Fullback at Oklahoma (1998-01)

Family: Married to Becca. Has two children: Tripp, Elle.

Littrell Coaching Experience

Year	School	Position
2016-pres.	North Texas	Head Coach
2014-15	North Carolina	Ast. HC/Off./TE
2012-13	Indiana	O. Coord./TE/FB
2011	Arizona	O. Coord./TE/H-Backs
2010	Arizona	Co-O. Coord./RB/TE
2009	Arizona	RB/TE
2005-08	Texas Tech	RB
2002-04	Kansas	Graduate Assistant

Littrell Coaching Highlights

↳ Led the Mean Green to the second-best turnaround in the Football Bowl Subdivision in 2016, his first season at the helm.

↳ In his 12 games in charge of the North Carolina offense in 2015, the team averaged 41.2 points per game and set a school record for most games over 50-points (4).

↳ The UNC offense averaged 7.46 yards per play in 2015 under Littrell's guidance, which was second in the nation, and ran the ball for 6.0 yards a carry, which ranked third in the country.

↳ Carolina gained more than 5,000 yards in Littrell's first season as the play-caller and averaged 429.8 yards per contest in 2014, his first in Chapel Hill.

↳ Indiana was one of only three teams in the nation to average more than 300 yards passing and 200 yards rushing in 2013.

↳ Littrell's 2011 offense at Arizona ranked third nationally in passing offense (370.8) and 15th in total offense (465.2).

2017 Numerical Roster

No.	Name	Pos.	Ht.	Wt.	Cl.	Hometown (Previous School)
1	Turner Smiley	WR	6-0	193	SR	Frisco, TX (Wakeland HS)
2	Eric Jenkins	DB	5-10	170	SR	New Orleans, LA (LA Valley College)
2	O'Keeron Rutherford	WR	6-5	185	RS JR	Carthage, TX (Carthage HS)
3	Jeffery Wilson	RB	6-0	194	SR	Elkhart, TX (Elkhart HS)
4	Khairi Muhammad	S	5-11	182	SO	Dallas, TX (DeSoto HS)
4	Anthony Wyche	RB	5-11	183	JR	Philadelphia, PA (LA Valley College)
5	Tyreke Davis	DB	5-10	190	FR	Denton, TX (Ryan HS)
5	Tre Siggers	RB	5-8	193	FR	Duncanville, TX (Duncanville HS)
6	Mason Fine	QB	5-11	180	SO	Locust Grove, OK (Locust Grove HS)
6	Kishawn McClain	S	5-11	187	SR	Rosenberg, TX (Terry HS)
7	Dee Baulkman	DB	5-11	191	SR	Bainbridge, GA (Arizona Western)
8	Rico Bussey, Jr.	WR	6-2	191	SO	Lawton, OK (Eisenhower HS)
9	Nate Brooks	DB	6-0	176	JR	Whitehouse, TX (Whitehouse HS)
9	Jalen Guyton	WR	6-1	194	RS SO	Allen, TX (Trinity Valley CC)
10	Calvin Minor	LB	6-3	210	SR	Lewisville, TX (Lewisville HS)
10	Cade Pearson	QB	6-3	196	FR	Texarkana, TX (Texas HS)
11	Cam Johnson	DB	5-11	177	FR	Houston, TX (John H. Reagan Heights HS)
13	Quinetin Jackson	WR	6-3	208	RS JR	Granite City, IL (College of DuPage)
14	Cedric Fernandes	DB	5-10	178	RS JR	Arlington, TX (Martin HS)
14	Greg White	WR	6-3	184	FR	Riverdale, GA (Riverdale HS)
15	Caleb Chumley	TE	6-5	244	RS SO	Longview, TX (Pine Tree HS)
15	Ulaiasi Tauaalo	DT	6-2	290	RS JR	Keller, TX (Central HS)
16	Kemon Hall	DB	5-11	185	JR	Calhoun City, MS (Itawamba CC)
16	Montana Meador	WR	5-11	170	FR	Lindale, TX (Lindale HS)
17	Joe Ozougwu	LB	6-3	220	RS FR	Alief, TX (Taylor HS)
18	Keegan Brewer	WR	5-11	177	SO	Corinth, TX (Lake Dallas HS)
18	Devin O'Hara	QB	6-5	205	RS SR	Arlington Heights, IL (College of Dupage)
18	Joshua Wheeler	LB/DE	6-3	229	SR	Grand Prairie, TX (Tyler JC)
19	Quinn Shanbour	QB	6-0	192	RS JR	Oklahoma City, OK (Heritage Hall HS)
19	Nnamdi Umeakuana	DB	6-1	195	RS JR	Irving, TX (Austin College)
20	Josh Adebayo	RB	6-0	204	RS FR	Lewisville, TX (Howard)
20	William LeMasters	LB	6-2	213	RS SO	Dallas, TX (Parish Episcopal HS)
21	Nic Smith	RB	5-10	182	RS FR	Arlington, TX (Martin HS)
22	E.J. Ejiya	LB	6-3	223	RS JR	Blaine, MN (North Dakota State College of Sciences)
23	Loren Easley	RB	5-11	205	JR	Houston, TX (Stephen F. Austin)
23	Connor Means	LB	6-4	224	RS JR	Deer Park, TX (Deer Park HS)
24	Kerry Hall	WR	5-6	164	RS FR	Allen, TX (Northwest Oklahoma State)
24	Taylor Robinson	DB	5-11	181	RS SO	Keller, TX (Central HS)
25	Jordan Roberts	DB	6-1	170	FR	Ardmore, OK (Ardmore HS)
25	Andrew Tucker	RB	6-0	202	RS SR	Tyler, TX (Chapel Hill HS)
26	Evan Johnson	RB	5-6	180	FR	Loranger, LA (Loranger HS)
26	Chris Thornton	LB	6-1	215	FR	Amarillo, TX (Palo Duro HS)
27	Greg Craddock	WR	6-6	185	RS FR	Converse, TX (Abilene Christian)
27	Ashton Preston	DB	5-10	187	JR	Edmond, OK (Santa Fe HS)
29	Cason Clay	DB	6-1	185	FR	Hobbs, NM (Hobbs HS)
29	Nate Durham	DS	6-2	223	FR	Rockton, IL (Honeogah HS)
30	Trevor Moore	K	5-11	191	SR	Edmond, OK (Edmond North HS)
30	Dennis Smith	WR	5-9	166	RS SO	San Antonio, TX (Sterling College)
31	Makyle Sanders	S	6-0	194	FR	Tyler, TX (Robert E. Lee HS)
32	Chaz Davis	CB	5-10	168	RS FR	Nash, TX (Midwestern State)
32	Michael Lawrence	WR	5-10	170	SO	Sweetwater, TX (Sweetwater HS)
34	Andre Alger	RB	5-9	215	RS SO	Leander, TX (Rouse HS)
34	Bryce English	DT	5-11	295	RS SO	DeSoto, TX (Kansas State)
35	Kody Fulp	LB	6-2	227	FR	China Spring, TX (China Spring HS)
36	Hayden Doggett	LB	6-2	212	SO	Hutto, TX (Hutto HS)
36	Alvin Kenworthy	P	6-3	188	RS SO	Rowlett, TX (Kilgore College)
37	Brandon Garner	LB	5-11	221	RS JR	Mansfield, TX (Timberview HS)
38	Andrew Jones	DB	6-1	173	RS JR	Mesquite, TX (North Mesquite HS)

2017 Numerical Roster

No.	Name	Pos.	Ht.	Wt.	Cl.	Hometown (Previous School)
40	Trever Merrell	RB	5-10	207	SO	Davis, OK (Davis HS)
41	Colton McDonald	LB	6-4	210	SR	Haslet, TX (West Texas A&M)
42	Corey Mann	LB	6-0	198	RS FR	Decatur, TX (Temple HS)
43	Kway Hill	DB	5-11	178	SO	Columbus, GA (LA Valley College)
44	Cannon Maki	FB	5-11	236	RS JR	Mansfield, TX (All Saints Episcopal HS)
45	Hurshie Williams	CB	5-11	180	FR	Harker Heights, TX (Harker Heights HS)
46	Christian Hosley	RB	5-9	185	RS SO	San Antonio, TX (Howard Payne University)
46	Patrick Udofia	DB	5-9	186	RS SO	Tyler, TX (Robert E. Lee HS)
47	Mylam Peters	LB	6-5	241	RS SR	Kissimmee, FL (Arizona Western College)
49	Zach Williams	K	5-8	183	FR	Louisville, KY (Trinity HS)
49	Roderick Young	DL	6-1	284	JR	Spring, TX (Dekaney HS)
50	LaDarius Hamilton	DE	6-3	253	SO	Corrigan, TX (Corrigan-Camden HS)
51	Jake Davis	DS	6-0	210	RS JR	Katy, TX (Seven Lakes HS)
52	Jevin Pahinui	OL	6-4	300	JR	Mountlake Terrace, WA (College of the Siskiyous)
53	T.J. Henson	OL	6-4	298	SR	Plano, TX (Trinity Valley CC)
54	Creighton Barr	OL	6-3	301	JR	Flower Mound, TX (Marcus HS)
56	Jacob Brammer	OL	6-4	258	FR	Richmond, TX (Foster HS)
58	Ryan Bishop	LB	5-11	191	FR	Allen, TX (Allen HS)
59	Hayden Harrison	LB	6-2	210	RS FR	Wolfforth, TX (Frenship HS)
60	Sosaia Mose	OL	6-2	276	RS SO	Eules, TX (Tyler JC)
61	Dakoda Newman	OL	6-3	327	FR	Benbrook, TX (Mansfield Timberview HS)
62	Stephon Primous	LB	6-1	201	RS SO	Harker Heights, TX (Harker Heights HS)
63	Ted Fausak	OL	6-4	263	RS JR	San Jose, CA (De Anza College)
64	Brian Parish	OL	6-4	280	FR	Arlington, TX (Seguin HS)
65	Chad Hickson	OL	6-4	268	SO	Denton, TX (Oklahoma Panhandle State)
66	Brendon Weatherspoon	OL	6-4	288	FR	Hurst, TX (L.D. Bell HS)
67	Chris Miles, Jr.	OL	6-4	311	RS JR	Flower Mound, TX (Flower Mound HS)
68	Chett Munden	OL	6-5	268	RS SO	Marshall, TX (Marshall HS)
69	Doro Omerhi	OL	6-4	306	RS FR	Pearland, TX (Pearland HS)
71	Jordan Murray	OL	6-9	333	JR	Coppell, TX (Coppell HS)
72	Manase Mose	OL	6-1	289	FR	Eules, TX (Trinity HS)
73	Garrett Gunter	OL	6-4	283	RS SR	Spring Branch, TX (Trinity Valley CC)
74	Chandler Anthony	OL	6-7	270	RS FR	Tuttle, OK (Tuttle HS)
77	Elex Woodworth	OL	6-4	270	RS SO	Mesquite, TX (Horn HS)
78	Jalen Thomas	OL	6-5	278	SR	Detroit, MI (ASA Brooklyn)
79	Riley Mayfield	OL	6-7	290	RS SR	Cedar Park, TX (Abilene Christian)
80	Jamie King	TE	6-3	221	JR	Azle, TX (College of the Desert)
81	Daniel Khan	WR	5-11	179	RS JR	Sherman Oaks, CA (Notre Dame HS)
82	Deion Hair-Griffin	WR	5-10	166	RS FR	Fort Worth, TX (Arlington Heights HS)
83	Connor Howard	WR	5-11	193	FR	Austin, TX (Westlake HS)
84	Jaelon Darden	WR	5-9	157	FR	Houston, TX (Eisenhower HS)
85	Justin Cain	WR	6-0	175	FR	Dallas, TX (Woodrow Wilson HS)
86	Kevin Dillman	DE	6-4	254	RS SO	Ystad, Sweden (Guyer HS)
87	Kelvin Smith	TE	6-2	243	RS SO	Spring, TX (Dekaney HS)
88	Jason Pirtle	WR	6-2	193	RS FR	Locust Grove, OK (Locust Grove HS)
89	Kam Duhon	WR	5-11	170	RS FR	Southlake, TX (Southlake Carroll HS)
90	Tillman Johnson	DE	6-1	251	SR	Round Rock, TX (McNeil HS)
91	R.J. Reynolds	DL	6-3	240	FR	Bedford, TX (Faith Christian)
91	Kel Straubmueller	DS	5-11	181	RS JR	Argyle, TX (Louisiana-Lafayette)
93	Julius Combes	DL	6-1	269	RS SO	Washington, D.C. (DeMatha HS)
93	Blake Patterson	P	6-2	185	RS FR	Round Rock, TX (Cedar Ridge HS)
96	Tony Krasniqi	DL	6-1	249	FR	Sachse, TX (Sachse HS)
97	Dion Novil	DL	6-4	253	FR	Abilene, TX (Wylie HS)
99	Andy Flusche	DE	6-3	255	RS SR	Muenster, TX (Muenster HS)

Depth Chart

Offense

<p>X</p> <p>8 Rico Bussey, Jr. 6-2 - 191 - SO -OR- 1 Turner Smiley 6-0 - 193 - SR 13 Quinetin Jackson 6-3 - 208 - RS JR</p>	<p>A</p> <p>32 Michael Lawrence 5-10 - 180 - SO -OR- 84 Jaelon Darden 5-9 - 157 - FR</p>	<p>LT</p> <p>71 Jordan Murray 6-9 - 333 - JR 78 Jalen Thomas 6-5 - 278 - SR *also wears 92 on ST</p>	<p>LG</p> <p>77 Elex Woodworth 6-4 - 270 - RS SO 73 Garrett Gunter 6-4 - 283 - RS SR</p>	<p>C</p> <p>60 Sosaia Mose 6-2 - 276 - RS SO 54 Creighton Barr 6-3 - 301 - JR</p>	<p>RG</p> <p>53 T.J. Henson 6-4 - 298 - SR 72 Manase Mose 6-1 - 289 - FR</p>	<p>RT</p> <p>79 Riley Mayfield 6-7 - 290 - RS SR 74 Chandler Anthony 6-7 - 270 - RS FR</p>	<p>Y</p> <p>87 Kelvin Smith 6-2 - 252 - RS SO 15 Caleb Chumley 6-5 - 244 - RS SO -OR- 88 Jason Pirtle 6-2 - 193 - RS FR</p>	<p>Z</p> <p>9 Jalen Guyton 6-1 - 194 - RS SO 1 Turner Smiley 6-0 - 193 - SR</p>	
				<p>QB</p> <p>6 Mason Fine 5-11 - 180 - SO 19 Quinn Shanbour 6-0 - 192 - RS JR</p>					<p>RB</p> <p>3 Jeffery Wilson 6-0 - 194 - SR 21 Nic Smith 5-10 - 182 - RS FR 26 Evan Johnson 5-6 - 180 - FR</p>

Defense

<p>CB</p> <p>2 Eric Jenkins 5-10 - 170 - SR 9 Nate Brooks 6-0 - 176 - JR</p>	<p>NICK</p> <p>27 Ashton Preston 5-10 - 187 - JR 7 Dee Baukman 5-11 - 191 - SR -OR- 5 Tyreke Davis 5-10 - 190 - FR</p>	<p>DE</p> <p>99 Andy Flusche 6-3 - 259 - RS SR 50 LaDarius Hamilton 6-3 - 240 - SO</p>	<p>NT</p> <p>49 Roderick Young 6-1 - 287 - JR 15 Ulaiasi Tauaalo 6-2 - 287 - RS JR</p>	<p>DE</p> <p>90 Tillman Johnson 6-1 - 248 - SR 50 97 Dion Novil 6-4 - 253 - FR</p>	<p>CB</p> <p>16 Kemon Hall 5-11 - 185 - JR 11 Cam Johnson 5-11 - 177 - FR</p>
		<p>WLB</p> <p>22 E.J. Ejiya 6-3 - 223 - RS JR 41 Colton McDonald 6-4 - 210 - SR</p>	<p>MLB</p> <p>37 Brandon Garner 5-11 - 221 - RS JR 42 Corey Mann 6-0 - 198 - RS FR</p>		<p>JACK</p> <p>18 Joshua Wheeler 6-3 - 229 - SR 17 Joe Ozougwu 6-3 - 217 - RS FR</p>
			<p>S</p> <p>6 Kishawn McClain 5-11 - 187 - SR 24 Taylor Robinson 5-11 - 181 - RS SO</p>	<p>S</p> <p>4 Khairi Muhammad 5-11 - 182 - SO 31 Makyle Sanders 6-0 - 194 - FR</p>	

ST

<p>PK</p> <p>30 Trevor Moore 5-11 - 187 - SR 93 Blake Patterson 6-2 - 185 - RS FR</p>	<p>KO</p> <p>30 Trevor Moore 5-11 - 187 - SR -OR- 93 Blake Patterson 6-2 - 185 - RS FR</p>	<p>P</p> <p>93 Blake Patterson 6-2 - 185 - RS FR -OR- 36 Alvin Kenworthy 6-3 - 188 - RS SO</p>	<p>DS</p> <p>51 Jake Davis 6-0 - 210 - RS JR 91 Kel Straubmueller 5-11 - 181 - RS JR</p>	<p>KR</p> <p>84 Jaelon Darden 5-9 - 157 - FR -OR- 26 Evan Johnson 5-6 - 180 - FR -OR- 83 Connor Howard 5-11 - 193 - FR -OR- 6 Kishawn McClain 5-11 - 187 - SR</p>	<p>PR</p> <p>84 Jaelon Darden 5-9 - 157 - FR -OR- 1 Turner Smiley 6-0 - 193 - SR -OR- 2 Eric Jenkins 5-10 - 170 - SR</p>	<p>HLD</p> <p>19 Quinn Shanbour 6-0 - 192 - RS JR 6 Mason Fine 5-11 - 180 - SO</p>
--	---	---	---	--	---	---

BROADCAST BIOS - OFFENSE



1

TURNER SMILEY

SR • WR • 6-0 • 193

Frisco, TX

Wakeland HS

CAREER GAME HIGHS

Rec.: 8 (vs. Army, 2016)
 Rec. Yds: 162 (vs. Southern Miss, 2016)
 Rec. TDs: 2 (vs. Southern Miss, 2016)
 Long Rec.: 55 (vs. Southern Miss, 2016)
 All Purpose Yds: 161 (vs. Southern Miss, 2016)

2017 SEASON GAME HIGHS

Rec.: 4 (2x, last at Iowa)
 Rec. Yds: 84 (at SMU)
 Rec. TDs: 1 (vs. UAB)
 Long Rec.: 45 (at SMU)
 All Purpose Yds: 87 (at SMU)

• Has 14 catches for 259 yards and a touchdown in 2017



2

O'KEERON RUTHERFORD

RS JR • WR • 6-5 • 185

Carthage, TX

Carthage HS

CAREER GAME HIGHS

Rec.: 3 (at Florida Atlantic, 2017)
 Rec. Yds: 32 (at Rice, 2016)
 Rec. TDs: 1 (at Florida Atlantic, 2017)
 Long Rec.: 32 (at Rice, 2016)
 All Purpose Yds: 32 (at Rice, 2016)

2017 SEASON GAME HIGHS

Rec.: 3 (at Florida Atlantic)
 Rec. Yds: 23 (at Florida Atlantic)
 Rec. TDs: 1 (at Florida Atlantic)
 Long Rec.: 9 (at Florida Atlantic)
 All Purpose Yds: 23 (at Florida Atlantic)

• Had three catches for 23 yds and his first career TD on 10/21 at FAU



3

JEFFERY WILSON

SR • RB • 6-0 • 194

Elkhart, TX

Elkhart HS

CAREER GAME HIGHS

Rushes: 30 (at Southern Miss, 2017)
 Rush. Yds: 211 (vs. UAB, 2017)
 Rush. TDs: 3 (4x, last at Southern Miss, 2017)
 Long Rush.: 75 (at Rice, 2016)
 100 Yd Games: 10

2017 SEASON GAME HIGHS

Rushes: 30 (at Southern Miss)
 Rush. Yds: 211 (vs. UAB)
 Rush. TDs: 3 (2x, last at Southern Miss)
 Long Rush.: 62 (vs. Lamar)
 100 Yd Games: 3 (last at Southern Miss)

• Has 129 carries for 834 yards (6.5 yards per carry) with 11 TDs



6

MASON FINE

SO • QB • 5-11 • 180

Locust Grove, OK

Locust Grove HS


CAREER GAME HIGHS

Comp.: 33 (vs. MTSU, 2016)
 Att.: 54 (vs. MTSU, 2016)
 Pass. Yds: 424 (at SMU, 2017)
 Long Pass: 77 (vs. UTSA, 2017)
 Pass TDs: 3 (4x, last vs. UTSA, 2017)

2017 SEASON GAME HIGHS

Comp.: 32 (at SMU)
 Att.: 47 (2x, last at Florida Atlantic)
 Pass. Yds: 424 (at SMU)
 Long Pass: 77 (vs. UTSA)
 Pass TDs: 3 (4x, last vs. UTSA)

• Has completed 63.6 percent of his passes for 2,388 yds and 17 TDs



8

RICO BUSSEY, JR.

bus-see

SO • WR • 6-2 • 191

Lawton, OK

Eisenhower HS

CAREER GAME HIGHS

Rec.: 7 (vs. Old Dominion, 2017)
 Rec. Yds: 111 (vs. Old Dominion, 2017)
 Rec. TDs: 1 (3x, last vs. Old Dominion, 2017)
 Long Rec.: 34 (vs. Old Dominion, 2017)
 All Purpose Yds: 111 (vs. Old Dominion, 2017)

2017 SEASON GAME HIGHS

Rec.: 7 (vs. Old Dominion)
 Rec. Yds: 111 (vs. Old Dominion)
 Rec. TDs: 1 (3x, last vs. Old Dominion)
 Long Rec.: 34 (vs. Old Dominion)
 All Purpose Yds: 111 (vs. Old Dominion)

• Has 21 catches for 261 yards and three TDs in his 7 appearances in 2017



9

JALEN GUYTON

RS SO • WR • 6-1 • 194

Allen, TX

Allen HS

CAREER GAME HIGHS

Rec.: 14 (at Southern Miss, 2017)
 Rec. Yds: 211 (at Southern Miss, 2017)
 Rec. TDs: 2 (2x, last vs. UTSA, 2017)
 Long Rec.: 77 (vs. UTSA, 2017)
 All Purpose Yds: 211 (at Southern Miss, 2017)

2017 SEASON GAME HIGHS

Rec.: 14 (at Southern Miss)
 Rec. Yds: 211 (at Southern Miss)
 Rec. TDs: 2 (2x, last vs. UTSA)
 Long Rec.: 77 (vs. UTSA)
 All Purpose Yds: 211 (at Southern Miss)

• Has 39 catches for 692 yards and team-high 7 TDs, all team highs



13

QUINETIN JACKSON

RS JR • WR • 6-3 • 208

Granite City, IL

College of DuPage

CAREER GAME HIGHS

Rec.: 1 (2x, last at Iowa, 2017)
 Rec. Yds: 31 (vs. Lamar, 2017)
 Rec. TDs: 1 (vs. Lamar, 2017)
 Long Rec.: 31 (vs. Lamar, 2017)
 All Purpose Yds: 31 (vs. Lamar, 2017)

2017 SEASON GAME HIGHS

Rec.: 1 (2x, last at Iowa)
 Rec. Yds: 31 (vs. Lamar)
 Rec. TDs: 1 (vs. Lamar)
 Long Rec.: 31 (vs. Lamar)
 All Purpose Yds: 31 (vs. Lamar)

• Made first career catch, a 31-yd TD grab, vs. Lamar on 9/2

BROADCAST BIOS - OFFENSE



CALEB CHUMLEY
15 RS SO • TE • 6-5 • 244
 Longview, TX
 Longview HS

CAREER GAME HIGHS
 Rec.: 1 (5x, last at Florida Atlantic, 2017)
 Rec. Yds: 43 (at Southern Miss, 2017)
 Rec. TDs: 0
 Long Rec.: 43 (at Southern Miss, 2017)
 All Purpose Yds: 43 (at Southern Miss, 2017)

2017 SEASON GAME HIGHS
 Rec.: 1 (5x, last at Florida Atlantic)
 Rec. Yds: 43 (at Southern Miss)
 Rec. TDs: 0
 Long Rec.: 43 (at Southern Miss)
 All Purpose Yds: 43 (at Southern Miss)

- Has five catches for 71 yards in seven appearances



QUINN SHANBOUR
19 RS JR • QB • 6-0 • 192
 Oklahoma City, OK
 Heritage Hall HS

CAREER GAME HIGHS
 Comp.: 2 (2x, last at Iowa, 2017)
 Att.: 3 (vs. Lamar, 2017)
 Pass. Yds: 26 (at Iowa, 2017)
 Long Pass: 13 (2x, last at Iowa, 2017)
 Pass Tds: 1 (at Iowa, 2017)

2017 SEASON GAME HIGHS
 Comp.: 2 (2x, last at Iowa)
 Att.: 3 (vs. Lamar)
 Pass. Yds: 26 (at Iowa)
 Long Pass: 13 (2x, last at Iowa)
 Pass Tds: 1 (at Iowa)

- Was 2-for-2 for 26 yards with his first career TD pass at Iowa on 9/16



NIC SMITH
21 RS FR • RB • 5-10 • 182
 Arlington, TX
 Martin HS

CAREER GAME HIGHS
 Rushes: 18 (2x, last vs. Old Dominion, 2017)
 Rush. Yds: 101 (vs. Lamar, 2017)
 Rush. TDs: 2 (vs. Old Dominion, 2017)
 Long Rush.: 32 (vs. Lamar, 2017)
 100 Yd Games: 1 (vs. Lamar, 2017)

2017 SEASON GAME HIGHS
 Rushes: 18 (2x, last vs. Old Dominion)
 Rush. Yds: 101 (vs. Lamar)
 Rush. TDs: 2 (vs. Old Dominion)
 Long Rush.: 32 (vs. Lamar)
 100 Yd Games: 1 (vs. Lamar)

- Has 67 carries for 306 yards and four TDs and also has two TD catches



ANDREW TUCKER
25 RS SR • RB • 6-0 • 202
 Tyler, TX
 Chapel Hill HS

CAREER GAME HIGHS
 Rushes: 10 (at SMU, 2015)
 Rush. Yds: 82 (at WKU, 2016)
 Rush. TDs: 1 (3x, last vs. Lamar, 2017)
 Long Rush.: 71 (at WKU, 2016)
 100 Yd Games: 0

2017 SEASON GAME HIGHS
 Rushes: 4 (vs. Lamar)
 Rush. Yds: 29 (vs. Lamar)
 Rush. TDs: 1 (vs. Lamar)
 Long Rush.: 16 (at Florida Atlantic)
 100 Yd Games: 0

- Scored first touchdown of 2017 in the season-opener vs. Lamar on 9/2



EVAN JOHNSON
26 FR • RB • 5-6 • 180
 Loranger, LA
 Loranger HS

CAREER GAME HIGHS
 Rushes: 13 (vs. Lamar, 2017)
 Rush. Yds: 98 (vs. Lamar, 2017)
 Rush. TDs: 1 (2x, last vs. Old Dominion, 2017)
 Long Rush.: 18 (vs. Old Dominion, 2017)
 100 Yd Games: 0

2017 SEASON GAME HIGHS
 Rushes: 13 (vs. Lamar)
 Rush. Yds: 98 (vs. Lamar)
 Rush. TDs: 1 (2x, last vs. Old Dominion)
 Long Rush.: 18 (vs. Old Dominion)
 100 Yd Games: 0

- Scored twice (once rushing, once on special teams) vs. Old Dominion on 10/28



MICHAEL LAWRENCE
32 SO • WR • 5-10 • 180
 Sweetwater, TX
 Sweetwater HS

CAREER GAME HIGHS
 Rec.: 11 (at Florida Atlantic, 2017)
 Rec. Yds: 112 (at Florida Atlantic, 2017)
 Rec. TDs: 1 (2x, last vs. UAB, 2017)
 Long Rec.: 49 (vs. UTSA, 2017)
 All Purpose Yds: 112 (at FAU, 2017)

2017 SEASON GAME HIGHS
 Rec.: 11 (at Florida Atlantic)
 Rec. Yds: 112 (at Florida Atlantic)
 Rec. TDs: 1 (2x, last vs. UAB)
 Long Rec.: 49 (vs. UTSA)
 All Purpose Yds: 112 (at Florida Atlantic)

- Has 36 catches for 482 yards and two TDs



JAELOD DARDEN
 jay-lin
84 FR • WR • 5-9 • 157
 Houston, TX
 Eisenhower HS

CAREER GAME HIGHS
 Rec.: 5 (at SMU, 2017)
 Rec. Yds: 67 (at SMU, 2017)
 Rec. TDs: 1 (at SMU, 2017)
 Long Rec.: 28 (at SMU, 2017)
 All Purpose Yds: 154 (vs. Lamar, 2017)

2017 SEASON GAME HIGHS
 Rec.: 5 (at SMU)
 Rec. Yds: 67 (at SMU)
 Rec. TDs: 1 (at SMU)
 Long Rec.: 28 (at SMU)
 All Purpose Yds: 154 (at SMU)

- Has 17 catches for 180 yards and a touchdown in 2017

BROADCAST BIOS - OFFENSE/SPECIALISTS




KELVIN SMITH
87 RS SO • TE • 6-2 • 243
 Spring, TX
 Dekaney HS

CAREER GAME HIGHS
 Rec.: 4 (vs. UAB, 2017)
 Rec. Yds: 82 (vs. UAB, 2017)
 Rec. TDs: 1 (2x, last vs. MTSU, 2016)
 Long Rec.: 25 (2x, last vs. UAB, 2017)
 All Purpose Yds: 82 (vs. UAB, 2017)

2017 SEASON GAME HIGHS
 Rec.: 4 (vs. UAB)
 Rec. Yds: 82 (vs. UAB)
 Rec. TDs: 0
 Long Rec.: 25 (vs. UAB)
 All Purpose Yds: 82 (vs. UAB)

- Has 15 catches for 174 yards through his first eight games



JASON PIRTLE
88 RS FR • WR • 6-2 • 193
 Locust Grove, OK
 Locust Grove HS

CAREER GAME HIGHS
 Rec.: 1 (at SMU, 2017)
 Rec. Yds: 19 (at SMU, 2017)
 Rec. TDs: 0
 Long Rec.: 19 (at SMU, 2017)
 All Purpose Yds: 19 (at SMU, 2017)

2017 SEASON GAME HIGHS
 Rec.: 1 (at SMU)
 Rec. Yds: 19 (at SMU)
 Rec. TDs: 0
 Long Rec.: 19 (at SMU)
 All Purpose Yds: 19 (at SMU)

- Caught first career pass at SMU on 9/9 from former HS teammate, QB Mason Fine



KAM DUHON
89 RS FR • WR • 5-11 • 170
 Southlake, TX
 Southlake Carroll HS

CAREER GAME HIGHS
 Rec.: 0
 Rec. Yds: 0
 Rec. TDs: 0
 Long Rec.: 0
 All Purpose Yds: 0

2017 SEASON GAME HIGHS
 Rec.: 0
 Rec. Yds: 0
 Rec. TDs: 0
 Long Rec.: 0
 All Purpose Yds: 0

- Has appeared in five games this season, primarily on ST



TREVOR MOORE
30 SR • K • 5-11 • 187
 Edmond, OK
 Edmond North HS

CAREER GAME HIGHS
 FG's Made: 5 (vs. SMU, 2014)
 FG's Att.: 5 (vs. SMU, 2014)
 Long FG: 51 (vs. La Tech, 2016)
 Touchbacks: 5 (2x, last vs. UAB, 2017)

2017 SEASON GAME HIGHS
 FG's Made: 4 (vs. UAB)
 FG's Att.: 4 (vs. UAB)
 Long FG: 48 (at Southern Miss)
 Touchbacks: 5 (3x, last at Southern Miss)

- Has made 132 consecutive extra points, which is a school record



ALVIN KENWORTHY
36 RS SO • P • 6-3 • 188
 Rowlett, TX
 Kilgore College

CAREER GAME HIGHS
 Punts: 5 (at Iowa, 2017)
 Long Punt: 51 (vs. UAB, 2017)
 Inside 20: 2 (2x, last at Iowa, 2017)
 Touchbacks (KO): 0

2017 SEASON GAME HIGHS
 Punts: 5 (at Iowa)
 Long Punt: 51 (vs. UAB)
 Inside 20: 2 (2x, last at Iowa)
 Touchbacks (KO): 0

- Is averaging 36.8 yards per punt on 18 attempts



BLAKE PATTERSON
93 RS FR • P • 6-2 • 185
 Round Rock, TX
 Cedar Ridge HS

CAREER GAME HIGHS
 Punts: 4 (3x, last vs. Old Dominion, 2017)
 Long Punt: 68 (vs. Old Dominion, 2017)
 Inside 20: 3 (at Florida Atlantic, 2017)
 Touchbacks (KO): 1 (vs. Lamar, 2017)


2017 SEASON GAME HIGHS
 Punts: 4 (2x, last at Florida Atlantic)
 Long Punt: 55 (at Florida Atlantic)
 Inside 20: 3 (at Florida Atlantic)
 Touchbacks (KO): 1 (vs. Lamar)

- Is averaging 43.8 yards per punt on 12 attempts


BROADCAST BIOS - DEFENSE

	2	<u>ERIC JENKINS</u>	CAREER GAME HIGHS	2017 SEASON GAME HIGHS
		SR • DB • 5-10 • 170 New Orleans, LA LA Valley College	Tackles: 7 (2x, last vs. Old Dominion, 2017) TFLS: 1.0 (2x, last vs. Old Dominion, 2017) INT: 2 (at Army, 2016) Sacks: 0.0 PBU: 2 (4x, last vs. UTSA, 2017)	Tackles: 7 (2x, last vs. Old Dominion) TFLS: 1.0 (vs. Old Dominion) INT: 1 (vs. Old Dominion) Sacks: 0.0 PBU: 2 (2x, last vs. UTSA)


- Intercepted his first pass of the season on 10/28 vs. Old Dominion

	4	<u>KHAIRI MUHAMMAD</u>	CAREER GAME HIGHS	2017 SEASON GAME HIGHS
		Kye-ree SO • DB • 5-11 • 182 Dallas, TX DeSoto HS	Tackles: 13 (at Iowa, 2017) TFLS: 1.5 (at SMU, 2017) INT: 1 (vs. Southern Miss, 2016) Sacks: 1.0 (at SMU, 2017) PBU: 1 (at WKU, 2016)	Tackles: 13 (at Iowa) TFLS: 1.5 (at SMU) INT: 0 Sacks: 1.0 (at SMU) PBU: 0


- Tied for a team-high 67 total tackles on the season, 3.0 TFL, with a half sack, a FF and FR

	6	<u>KISHAWN MCCLAIN</u>	CAREER GAME HIGHS	2017 SEASON GAME HIGHS
		KEY-shawn SR • S • 5-11 • 194 Rosenberg, TX Terry HS	Tackles: 16 (vs. Rice, 2015) TFLS: 1.5 (at UTSA, 2016) INT: 1 (6x, last vs. UAB, 2017) Sacks: 1.0 (vs. Marshall, 2016) PBU: 2 (vs. Portland State, 2015)	Tackles: 11 (2x, last vs. Old Dominion) TFLS: 1.0 (3x, last vs. Old Dominion) INT: 1 (vs. UAB) Sacks: 0.0 PBU: 1 (2x, last at Southern Miss)

- On the Thorpe Watch List and has 58 tackles, 3.5 TFL, an interception, a FF and two pass break-ups

	7	<u>DEE BAULKMAN</u>	CAREER GAME HIGHS	2017 SEASON GAME HIGHS
		balk-min SR • DB • 5-11 • 191 Bainbridge, GA Arizona Western	Tackles: 7 (at Army, 2016) TFLS: 1.0 (4x, last at WKU, 2016) INT: 0 Sacks: 1.0 (at Army, 2016) PBU: 2 (vs. Old Dominion, 2017)	Tackles: 3 (vs. Old Dominion) TFLS: 0.0 INT: 0 Sacks: 0.0 PBU: 2 (vs. Old Dominion)

- Has appeared five times in 2017

	9	<u>NATE BROOKS</u>	CAREER GAME HIGHS	2017 SEASON GAME HIGHS
		JR • DB • 6-0 • 176 Whitehouse, TX Whitehouse HS	Tackles: 11 (vs. UTSA, 2015) TFLS: 2.5 (vs. WKU, 2015) INT: 2 (vs. Southern Miss, 2016) Sacks: 1.0 (at Rice, 2016) PBU: 2 (2x, last at Florida, 2016)	Tackles: 6 (at Iowa) TFLS: 0.5 (vs. Lamar) INT: 0 Sacks: 0.0 (vs. Lamar) PBU: 1 (at SMU)

- Named a 2017 preseason All-Conference USA selection and has started four games at CB

	11	<u>CAM JOHNSON</u>	CAREER GAME HIGHS	2017 SEASON GAME HIGHS
		FR • DB • 5-11 • 177 Houston, TX John H. Reagan Heights HS	Tackles: 2 (2x, last vs. Old Dominion, 2017) TFLS: 0.0 INT: 0 Sacks: 0.0 PBU: 0	Tackles: 2 (2x, last vs. Old Dominion) TFLS: 0.0 INT: 0 Sacks: 0.0 PBU: 0


- Recorded first career tackle in his collegiate debut on 9/2 vs. Lamar


	15	<u>ULAIASI TAUAALO</u>	CAREER GAME HIGHS	2017 SEASON GAME HIGHS
		lie-AH-see tower-AH-low RS JR • DT • 6-2 • 287 Keller, TX Central HS	Tackles: 6 (at Army, 2016) TFLS: 1.0 (4x, last vs. Lamar, 2017) INT: 0 Sacks: 1.0 (2x, last vs. Lamar, 2017) QBH: 1 (vs. Lamar, 2017)	Tackles: 5 (at Iowa) TFLS: 1.0 (vs. Lamar) INT: 0 Sacks: 1.0 (vs. Lamar) QBH: 1 (vs. Lamar)

- Nicknamed Toala Bear, recorded first sack of 2017 on 9/2 vs. Lamar

BROADCAST BIOS - DEFENSE

	16	<u>KEMON HALL</u> KEY-mon JR • DB • 5-11 • 185 Calhoun City, MS Itawamba CC	CAREER GAME HIGHS Tackles: 8 (at Southern Miss, 2017) TFLS: 0.0 INT: 1 (at SMU, 2017) Sacks: 0.0 PBU: 2 (at SMU, 2017)	2017 SEASON GAME HIGHS Tackles: 8 (at Southern Miss) TFLS: 0.0 INT: 1 (at SMU) Sacks: 0.0 PBU: 2 (at SMU)
		• Has 46 tackles, an interception and six PBUs in eight starts at CB		

	17	<u>JOE OZOUGWU</u> OH-zuh-GOO RS FR • LB • 6-3 • 217 Alief, TX Taylor HS	CAREER GAME HIGHS Tackles: 2 (3x, last vs. Old Dominion, 2017) TFLS: 1.0 (2x, last vs. Old Dominion, 2017) INT: 0 Sacks: 0.0 PBU: 0	2017 SEASON GAME HIGHS Tackles: 2 (3x, last vs. Old Dominion) TFLS: 1.0 (2x, last vs. Old Dominion) INT: 0 Sacks: 0.0 PBU: 0
		• Had two tackles, one for loss, on 10/28 vs. Old Dominion		

	18	<u>JOSHUA WHEELER</u> SR • LB • 6-3 • 229 Grand Prairie, TX Tyler JC	CAREER GAME HIGHS Tackles: 8 (vs. Army, 2016) TFLS: 2.0 (2x, last vs. UAB, 2017) INT: 0 Sacks: 2.0 (vs. UAB, 2017) PBU: 1 (at Army, 2016)	2017 SEASON GAME HIGHS Tackles: 6 (vs. UAB) TFLS: 2.0 (vs. UAB) INT: 0 Sacks: 2.0 (vs. UAB) PBU: 0
		• Recorded first two sacks of 2017 vs. UAB on 9/23, nickname is Earl		

	20	<u>WILLIAM LEMASTERS</u> RS SO • LB • 6-2 • 217 Dallas, TX Parish Episcopal	CAREER GAME HIGHS Tackles: 4 (vs. Lamar, 2017) TFLS: 0.0 INT: 1 (vs. Lamar, 2017) Sacks: 0.0 PBU: 2 (vs. Lamar, 2017)	2017 SEASON GAME HIGHS Tackles: 4 (vs. Lamar) TFLS: 0.0 INT: 1 (vs. Lamar) Sacks: 0.0 PBU: 2 (vs. Lamar)
		• Intercepted first pass of his career in the fourth quarter on 9/2 vs. Lamar		

	22	<u>E.J. EJIYA</u> ay-JEE-ah RS JR • LB • 6-3 • 223 Blaine, MN North Dakota State College of Sciences	CAREER GAME HIGHS Tackles: 12 (at Florida Atlantic, 2017) TFLS: 2.0 (at SMU, 2017) INT: 0 Sacks: 2.0 (at SMU, 2017) PBU: 0	2017 SEASON GAME HIGHS Tackles: 12 (at Florida Atlantic) TFLS: 2.0 (at SMU) INT: 0 Sacks: 2.0 (at SMU) PBU: 0
		• Tied for team-high 67 tackles, 7.5 TFL, a team-high 4.5 sacks and a FF		


	24	<u>TAYLOR ROBINSON</u> RS SO • S • 5-11 • 181 Keller, TX Central HS	CAREER GAME HIGHS Tackles: 7 (vs. La Tech, 2016) TFLS: 1.5 (at UTSA, 2016) INT: 0 Sacks: 0.0 PBU: 1 (vs. La Tech, 2016)	2017 SEASON GAME HIGHS Tackles: 4 (vs. Lamar) TFLS: 0.0 INT: 0 Sacks: 0.0 PBU: 0
		• Has two blocked punts in 2017		

	27	<u>ASHTON PRESTON</u> JR • DB • 5-10 • 183 Edmond, OK Santa Fe HS	CAREER GAME HIGHS Tackles: 10 (at Rice, 2016) TFLS: 2.0 (at Rice, 2016) INT: 1 (vs. La Tech, 2016) Sacks 1.0 (at Rice, 2016) PBU: 1 (4x, last at Southern Miss, 2017)	2017 SEASON GAME HIGHS Tackles: 4 (2x, last vs. Old Dominion) TFLS: 1.0 (vs. Lamar) INT: 0 Sacks: 0.0 PBU: 1 (3x, last at Southern Miss)
		• Has posted 22 total tackles (1.5 TFL) in eight appearances, six starts		

BROADCAST BIOS - DEFENSE

	31	<u>MAKYLE SANDERS</u>	CAREER GAME HIGHS	2017 SEASON GAME HIGHS
		FR • S • 6-0 • 181 Tyler, TX Robert E. Lee HS	Tackles: 3 (at Iowa, 2017) TFLS: 0.0 INT: 0 Sacks 0.0 PBU: 0	Tackles: 3 (at Iowa) TFLS: 0.0 INT: 0 Sacks: 0.0 PBU: 0


• Posted three tackles at Iowa on 9/16

	37	<u>BRANDON GARNER</u>	CAREER GAME HIGHS	2017 SEASON GAME HIGHS
		RS JR • LB • 5-11 • 221 Mansfield, TX Timberview HS	Tackles: 11 (at Army, 2016) TFLS: 3.0 (vs. Marshall, 2016) INT: 0 Sacks: 2.0 (vs. Marshall, 2016) PBU: 2 (at SMU, 2017)	Tackles: 7 (vs. UTSA) TFLS: 2.0 (vs. UAB) INT: 0 Sacks: 1.0 (vs. UAB) PBU: 2 (at SMU)

• Has 34 tackles, 5.0 TFL, 1.0 sack and three PBUs

	41	<u>COLTON MCDONALD</u>	CAREER GAME HIGHS	2017 SEASON GAME HIGHS
		SR • LB • 6-4 • 210 Haslet, TX West Texas A&M	Tackles: 10 (at Iowa, 2017) TFLS: 1.0 (2x, last at Iowa, 2017) INT: 0 Sacks 0.0 PBU: 1 (at Southern Miss, 2017)	Tackles: 10 (at Iowa) TFLS: 1.0 (2x, last at Iowa) INT: 0 Sacks: 0.0 PBU: 1 (at Southern Miss)

• Posted career-high 10 tackles with a TFL at Iowa on 9/16

	49	<u>RODERICK YOUNG</u>	CAREER GAME HIGHS	2017 SEASON GAME HIGHS
		JR • DL • 6-1 • 284 Spring, TX Dekaney HS	Tackles: 7 (at Iowa, 2017) TFLS: 1.5 (at Iowa, 2017) INT: 0 Sacks: 1.0 (2x, last at Southern Miss, 2017) QBH: 4 (vs. UAB, 2017)	Tackles: 4 (at SMU) TFLS: 0.0 INT: 0 Sacks: 1.0 (at Southern Miss) QBH: 4 (vs. UAB)

• Has started all eight games and has posted 24 total tackles

	50	<u>LADARIUS HAMILTON</u>	CAREER GAME HIGHS	2017 SEASON GAME HIGHS
		SO • DE • 6-3 • 253 Corrigan, TX Corrigan-Camden HS	Tackles: 3 (5x, last vs. Old Dominion, 2017) TFLS: 2.0 (at SMU, 2017) INT: 0 Sacks: 1.0 (vs. Southern Miss, 2016) QBH: 2 (vs. UTSA, 2017)	Tackles: 3 (4x, last vs. Old Dominion) TFLS: 2.0 (at SMU) INT: 0 Sacks: 0.0 QBH: 2 (vs. UTSA)

• Has 17 tackles, 3.0 TFL with four quarterback hurries and a FR

	90	<u>TILLMAN JOHNSON</u>	CAREER GAME HIGHS	2017 SEASON GAME HIGHS
		SR • DE • 6-1 • 251 Round Rock, TX McNeil HS	Tackles: 5 (vs. Nicholls, 2014) TFLS: 3.0 (vs. Nicholls, 2014) INT: 0 Sacks: 3.0 (vs. Nicholls, 2014) QBH: 1 (vs. Lamar, 2017)	Tackles: 4 (vs. Old Dominion) TFLS: 1.0 (vs. Old Dominion) INT: 0 Sacks: 1.0 (vs. Old Dominion) QBH: 1 (vs. Lamar)

• Has appeared four times in 2017 for the Mean Green

	99	<u>ANDY FLUSCHE</u>	CAREER GAME HIGHS	2017 SEASON GAME HIGHS
		Fluh-shee RS SR • DE • 6-3 • 255 Muenster, Texas Muenster HS	Tackles: 5 (4x, last vs. ODU, 2017) TFLS: 2.0 (vs. Old Dominion, 2017) INT: 1 (vs. Old Dominion, 2017) Sacks: 1.0 (3x, last vs. UAB, 2017) QBH: 2 (2x, last at SMU, 2017)	Tackles: 5 (2x, last vs. Old Dominion) TFLS: 2.0 (vs. Old Dominion) INT: 1 (vs. Old Dominion) Sacks: 1.0 (vs. UAB) QBH: 2 (2x, last at SMU)

• Has appeared in eight games in 2017 and has 30 total tackles with 1.5 sacks, 5.0 TFL, an INT, 2 pass break-ups and 4 QB hurries

PRONUNCIATION GUIDE

54 - Creighton Barr - cray-tin	7 - Dee Baulkman - ballk-min
8 - Rico Bussey , Jr. - buss-EE	84 - Jaelon Darden - jay-lin
5 - Tyreke Davis - tie-REEK	22 - E.J. Ejiya - ay-GEE-uh
99 - Andy Flusche - fluh-shee	9 - Jaylen Guyton - guy-tin
16 - Kemon Hall - KEY-mon	50 - LaDarius Hamilton - LUH-dare-ee-us
46 - Christian Hosley - HOSE-lee	13 - Quinetin Jackson - Kwin-tin
96 - Tony Krasniqi - kraz-NICK-ee	44 - Cannon Maki - MACK-ee
6 Kishawn McClain - KEY-shawn	72 - Manase Mose - muh-NAH-say mo-say
60 - Sosaia Mose - so-SIGH-uh mo-say	4 Khairi Muhammad - KYE-ree
17 - Joe Ozougu - OH-zuh-GOO	52 - Jevin Pahinui - pah-HEE-new-EE
15 Ulaiasi Tauaalo - lie-AH-see tower-ah-low	46 - Patrick Udofia - you-doh-fia
19 Nnamdi Umeakuana - oo-may-uh-kwon-uh	

2017 Game Summaries

Game 1

September 2, 2017
 Denton, Texas
 North Texas 59, Lamar 14

↳ Team Statistics

	LU	UNT
First Downs	15	31
Rushes-Yards	33-86	60-436
Passing-Yards	180	232
Comp-Att-Int	20-41-1	17-24-0
Total Plays-Yards	74-266	84-668
Punts-Yards	9-330	3-109
Fumbles/Lost	2-1	1-1
Penalties	3-15	5-40
3rd Down Conv.	4/18	3/11
Time of Possession	21:06	38:54

↳ Individual Statistics

RUSHING - LU - King 11-37, **North Texas** - Wilson 12-176
PASSING - LU - Colbert, Jr. 14-28-140-2, **North Texas** - Fine 15-21-224-0
RECEIVING - LU - Mart. Hawthorne 2-79, **North Texas** - Lawrence 3-70, Guyton 4-63

↳ Score By Quarters

	1	2	3	4	Score
Lamar	7	7	0	0	14
North Texas	17	21	14	7	59

↳ Scoring Summary

UNT - Wilson 10 yd run (Moore kick), 12:01, 1st
 UNT - Jackson, 31 yd pass from Fine (Moore kick), 8:38, 1st
 UNT - Moore, 24 yd FG, 4:04, 1st
 LU - Wood, 1 yd pass from Colbert, Jr. (Martinez kick), 0:34, 1st
 UNT - Wilson, 2 yd run (Moore kick), 10:26, 2nd
 UNT - Wilson 62 yd run (Moore kick), 8:28 2nd
 LU - Mart. Hawthorne 68 yd pass from Colbert, Jr. (Martinez kick), 4:59, 2nd
 UNT - Lawrence 44 yd pass from Fine (Moore kick), 1:56, 2nd
 UNT - Smith 9 yd pass from Fine (Moore kick), 12:31, 3rd
 UNT - Smith, 1 yd run (Moore kick), 6:02, 3rd
 UNT - Tucker, 12 yd run (Moore kick), 14:54, 4th

Game 2

September 9, 2017
 Dallas, Texas
 SMU 54, North Texas 32

↳ Team Statistics

	UNT	SMU
First Downs	22	20
Rushes-Yards	27-69	34-99
Passing-Yards	424	394
Comp-Att-Int	32-47-2	22-41-1
Total Plays-Yards	74-493	75-493
Punts-Yards	4-155	7-278
Fumbles/Lost	2-1	0-0
Penalties	7-58	4-50
3rd Down Conv.	6-for-15	9-for-18
Time of Possession	32:02	27:58

↳ Individual Statistics

RUSHING - **North Texas** - Wilson 13-36, **SMU** - Jones 13-74.
PASSING - **North Texas** - Fine 32-47-424-2, **SMU** - Hicks 20-39-312-1
RECEIVING - **North Texas** - Guyton 3-109, Lawrence 8-90 **SMU** - Sutton 8-163, Quinn 6-96

↳ Score By Quarters

	1	2	3	4	Score
North Texas	10	0	7	15	32
SMU	10	14	16	14	54

↳ Scoring Summary

UNT - Wilson 2 yd run (Moore kick), 11:41 1st
 UNT - Moore 46 yd FG, 8:45, 1st
 SMU - Sutton 62 yd pass from Hicks (Williams kick), 6:49, 1st
 SMU - Williams 36 yd FG, 2:32, 1st
 SMU - Sutton 40 yd pass from Hicks (Williams kick), 5:15, 2nd
 SMU - Sutton 4 yd pass from Hicks (Williams kick), 0:10, 2nd
 SMU - Sutton 35 yd pass from Hicks, 14:24, 3rd
 SMU - Jones 1 yd run (Williams kick), 11:23, 3rd
 UNT - Guyton 72 yd pass from Fine (Moore kick), 6:56, 3rd
 SMU - Team safety, 4:02, 3rd
 SMU - Jones 47 yd run (Williams kick), 14:30, 4th
 SMU - Gailliard 76 yd pass from Gillins (Williams kick), 11:27, 4th
 UNT - Guyton 29 yd pass from Fine (Moore kick), 10:45, 4th
 UNT - Darden 13 yd pass from Fine (Darden pass from Fine), 3:24,

2017 Game Summaries

Game 3

September 16, 2017
Iowa City, Iowa
Iowa 31, North Texas 14

↳ Team Statistics

	UNT	IOWA
First Downs	17	28
Rushes-Yards	17-112	59-238
Passing-Yards	193	197
Comp-Att-Int	18-29-1	16-27-0
Total Plays-Yards	46-305	86-435
Punts-Yards	5-152	1-47
Fumbles/Lost	2-1	2-2
Penalties	13-119	6-63
3rd Down Conv.	0-for-6	11-for-18
Time of Possession	19:15	40:45

↳ Individual Statistics

RUSHING - North Texas - Wilson 12-95, Iowa - Young 19-78, Kelly-Martin 11-74, Butler 16-74

PASSING - North Texas - Fine 16-26-167-1, Iowa - Stanley 16-27-197-0

RECEIVING - North Texas - Smiley 7-74, Iowa - Easley 5-37

↳ Score By Quarters

	1	2	3	4	Score
North Texas	7	7	0	0	14
Iowa	7	3	7	14	31

↳ Scoring Summary

UNT - Wilson 41 yd run (Moore kick), 5:34, 1st
Iowa - Hockenson, 8 yd pass from Stanley (Recinos kick), 0:52, 1st
Iowa - Recinos, 42 yd FG, 5:23, 2nd
UNT - Guyton, 13 yd pass from Shanbour (Moore kick), 0:11, 2nd
Iowa - Fant, 23 yd pass from Stanley (Recinos kick), 4:24, 3rd
Iowa - Kelly-Martin 2 yd run (Recinos kick), 8:16 4th
Iowa - Kelly-Martin, 6 yd run (Recinos kick), 1:47, 4th

Game 4

September 23, 2017
Denton, Texas
North Texas 46, UAB 43

↳ Team Statistics

	UAB	UNT
First Downs	16	28
Rushes-Yards	36-74	44-287
Passing-Yards	321	261
Comp-Att-Int	17-36-1	15-29-0
Total Plays-Yards	72-395	73-548
Punts-Yards	6-202	2-89
Fumbles/Lost	1-1	2-2
Penalties	7-49	4-33
3rd Down Conv.	12-for-19	6-for-13
Time of Possession	28:28	31:32

↳ Individual Statistics

RUSHING - UAB - S. Brown 17-50, North Texas - Wilson 26-211.

PASSING - UAB - Erdely 17-36-321-1, North Texas - Fine 15-29-261-0

RECEIVING - UAB - A. Wilson 5-150, C. Lisa 4-105, North Texas - K. Smith 4-82, Lawrence 3-64

↳ Score By Quarters

	1	2	3	4	Score
UAB	7	7	15	14	43
North Texas	10	20	7	9	46

↳ Scoring Summary

UAB - Brown 1 yd run (Vogel kick), 9:06 1st
UNT - Moore 29 yd FG, 3:19, 1st
UNT - Guyton 47 yd pass from Fine (Moore kick), 0:41, 1st
UNT - Wilson 2 yd run (Moore kick), 11:17, 2nd
UNT - N. Smith 29 yd run (Team kick failed), 4:03, 2nd
UAB - A. Wilson 48 yd pass from Erdely (Vogel kick), 2:25, 2nd
UNT - Lawrence 40 yd pass from Fine (Moore kick), 0:44, 2nd
UAB - Stanley 6 yd run (Vogel kick), 8:45, 3rd
UNT - Smiley 22 yd pass from Fine (Moore kick), 6:56, 3rd
UAB - A. Wilson 58 yd pass from Erdely (Scott pass from Ederly), 2:30, 3rd
UNT - Moore 40 yd FG, 14:12, 4th
UNT - Moore 45 yd FG, 7:43, 4th
UAB - Copeland 4 yd pass from Erdely (Vogel kick), 5:51, 4th
UAB - Stanley 5 yd pass from Erdely (Vogel kick), 0:27, 4th
UNT - Moore 22 yd FG, 0:07, 4th

2017 Game Summaries

Game 5

September 30, 2017
Hattiesburg, Mississippi
North Texas 43. Southern Miss 28

↳ Team Statistics

	UNT	USM
First Downs	24	18
Rushes-Yards	46-174	29-145
Passing-Yards	366	270
Comp-Att-Int	24-41-1	19-42-0
Total Plays-Yards	87-540	71-415
Punts-Yards	4-158	8-266
Fumbles/Lost	2-1	0-0
Penalties	3-19	6-64
3rd Down Conv.	9-for-21	5-for-15
Time of Possession	36:33	23:27

↳ Individual Statistics

RUSHING - North Texas - Wilson 30-148, Southern Miss - Smith 13-102

PASSING - North Texas - Fine 24-40-366-1, Southern Miss - Griggs 19-42-270-0

RECEIVING - North Texas - Guyton 14-211, Southern Miss - Stagers 5-112

↳ Score By Quarters

	1	2	3	4	Score
North Texas	7	10	16	10	43
Southern Miss	14	3	7	14	28

↳ Scoring Summary

USM - Stagers, 7 yd pass from Griggs (Shaunfield kick), 11:44, 1st
 USM - Griggs, 4 yd run (Shaunfield kick), 5:38, 1st
 UNT - Wilson, 46 yd run (Moore kick), 0:47, 1st
 USM - Smith, 65 yd run (Shaunfield kick), 10:00, 2nd
 UNT - Guyton, 2 yd pass from Fine (Moore kick), 2:42, 2nd
 UNT - Moore, 48 yd FG, 0:00 2nd
 UNT - Moore, 20 yd FG, 9:01, 3rd
 UNT - Bussey, Jr., 16 yd pass from Fine (Moore kick), 4:08, 3rd
 UNT - Wilson, 43 yd run (Fine pass failed), 2:49, 3rd
 USM - Smith, 4 yd run (Shaunfield kick), 0:00, 3rd
 UNT - Wilson, 6 yd run (Moore kick), 11:29, 4th
 UNT - Moore, 44 yd FG, 4:30, 4th

Game 6

October 14, 2017
Denton, Texas
North Texas 29, UTSA 26

↳ Team Statistics

	UTSA	UNT
First Downs	19	19
Rushes-Yards	41-174	32-87
Passing-Yards	215	354
Comp-Att-Int	13-25-0	20-35-0
Total Plays-Yards	66-389	67-441
Punts-Yards	5-228	4-156
Fumbles/Lost	1-0	2-0
Penalties	7-60	3-29
3rd Down Conv.	4-for-14	9-for-16
Time of Possession	31:41	28:19

↳ Individual Statistics

RUSHING - UTSA - Rhodes 19-71, North Texas - Wilson 16-83.

PASSING - UTSA - Sturm 13-24-215-0, North Texas - Fine 20-34-354-1

RECEIVING - UTSA - Stewart 3-54, North Texas - Guyton 8-182

↳ Score By Quarters

	1	2	3	4	Score
UTSA	7	10	3	6	26
North Texas	16	0	0	13	29

↳ Scoring Summary

UNT - Fine 2 yd run (Moore kick), 7:35 1st
 UNT - Guyton 77 yd pass from Fine (Team kick failed), 5:32, 1st
 UTSA - Clay 41 yd pass from Sturm (Sackett kick), 4:38, 1st
 UNT - Moore 23 yd FG, 0:34, 1st
 UTSA - Sackett 42 yd FG, 12:17, 2nd
 UTSA - Beard 0 yd fumble recovery (Sackett kick), 2:00, 2nd
 UTSA - Sackett 37 yd FG, 8:23, 3rd
 UNT - Guyton 32 yd pass from Fine (Team kick failed), 12:47, 4th
 UTSA - Rhodes 43 yd pass from Sturm (Sturm pass failed), 3:29, 4th
 UNT - Bussey, Jr. 22 yd pass from Fine (Moore kick), 0:10, 4th

2017 Game Summaries

Game 7

October 21, 2017
 Boca Raton, Florida
 Florida Atlantic 69, North Texas 31

↳ Team Statistics

	UNT	FAU
First Downs	25	37
Rushes-Yards	33-137	48-447
Passing-Yards	283	357
Comp-Att-Int	31-47-2	24-35-0
Total Plays-Yards	80-420	83-804
Punts-Yards	4-188	0-0
Fumbles/Lost	2-1	2-0
Penalties	6-41	5-39
3rd Down Conv.	7-for-16	7-for-12
Time of Possession	30:35	28:55

↳ Individual Statistics

RUSHING - North Texas - Wilson 11-49, FAU - Singletary 17-123, Whyte 2-86, Howell 13-70
PASSING - North Texas - Fine 31-47-283-2, FAU - Driskel 24-35-357-0
RECEIVING - North Texas - Lawrence 11-112, FAU - Wright 8-141

↳ Score By Quarters

	1	2	3	4	Score
North Texas	0	7	10	14	31
Florida Atlantic	24	17	21	7	69

↳ Scoring Summary

FAU - Singletary, 2 yd run (Joseph kick), 11:53, 1st
 FAU - Singletary, 4 yd run (Joseph kick), 6:41, 1st
 FAU - Joseph, 44 yd FG, 3:45, 1st
 FAU - Wright, 69 yd pass from Driskel (Joseph kick), 1:16, 1st
 UNT - Rutherford, 9 yd pass from Fine (Moore kick), 11:45, 2nd
 FAU - Driskel, 1 yd run, 7:23 2nd
 FAU - Singletary, 22 yd run (Joseph kick), 3:55, 2nd
 FAU - Joseph, 24 yd FG, 0:00, 2nd
 UNT - Moore, 44 yd FG, 10:37, 3rd
 FAU - Bryant, 5 yd pass from Driskel (Joseph kick), 8:32, 3rd
 UNT - Wilson, 6 yd run (Moore kick), 6:17, 3rd
 FAU - Howell, 2 yd run (Joseph kick), 3:00, 3rd
 FAU - Whyte, 82 yd run (Joseph kick), 0:00, 3rd
 FAU - Franklin, 55 yd run (Joseph kick), 12:41, 4th
 UNT - Johnson, 8 yd run (Moore kick), 8:25, 4th
 UNT - Smith, 1 yd pass from Fine (Moore kick), 0:30, 4th

Game 8

October 28, 2017
 Denton, Texas
 North Texas 45, Old Dominion 38

↳ Team Statistics

	ODU	UNT
First Downs	21	24
Rushes-Yards	48-205	41-151
Passing-Yards	181	309
Comp-Att-Int	21-36-2	25-36-1
Total Plays-Yards	84-386	77-460
Punts-Yards	3-55	4-181
Fumbles/Lost	1-1	2-1
Penalties	2-25	3-45
3rd Down Conv.	7-for-17	6-for-14
Time of Possession	32:19	27:41

↳ Individual Statistics

RUSHING - ODU - Cox 24-109, North Texas - Smith 18-71.
PASSING - ODU - Williams 21-35-181-2, North Texas - Fine 25-36-309-1
RECEIVING - ODU - Vaughn 6-69, North Texas - Bussey, Jr. 7-111

↳ Score By Quarters

	1	2	3	4	Score
Old Dominion	10	13	15	0	38
North Texas	14	21	0	10	45

↳ Scoring Summary

UNT - Wilson 1 yd run (Moore kick), 10:05 1st
 ODU - Harper 97 yd kickoff return (Rice kick), 9:52, 1st
 UNT - Bussey, Jr. 34 yd pass from Fine (Moore kick), 8:49, 1st
 ODU - Rice 45 yd FG, 2:28, 1st
 UNT - Johnson 6 yd run (Moore kick), 14:32, 2nd
 UNT - Johnson 40 yd blocked punt return (Moore kick), 11:57, 2nd
 ODU - Harper 98 yd kickoff return (Rice kick), 11:41, 2nd
 ODU - Rice 28 yd FG, 10:31, 2nd
 UNT - Smith 1 yd run (Moore kick), 5:39, 2nd
 ODU - Rice 34 yd FG, 0:00, 2nd
 ODU - Cox 1 yd run (Rice kick), 11:27, 3rd
 ODU - Williams 10 yd run (Rice kick), 1:37, 3rd
 UNT - Moore 23 yd FG, 10:45, 4th
 UNT - Smith 20 yd run (Moore kick), 7:27, 4th

2017 Starters

↳ Offense

Game	LT	LG	C	RG	RT	WR	TE	WR	WR	RB	QB
vs. Lamar	Murray	Woodworth	Barr	S. Mose	Mayfield	Guyton	Smith	Lawrence	Smiley	Wilson	Fine
at SMU	Murray	Woodworth	S. Mose	Henson	Mayfield	Guyton	Smith	Lawrence	Smiley	Wilson	Fine
at Iowa	Murray	Woodworth	Barr	Henson	Mayfield	Guyton	Smith	Lawrence	Smiley	Wilson	Fine
vs. UAB	Murray	Woodworth	Barr	Henson	Mayfield	Guyton	Smith	Lawrence	Bussey, Jr.	Wilson	Fine
at Southern Miss	Murray	Woodworth	Barr	Henson	Mayfield	Guyton	Smith	Chumley (TE)	Bussey, Jr.	Wilson	Fine
vs. UTSA	Murray	Woodworth	S. Mose	Henson	Mayfield	Guyton	Darden (WR)	Lawrence	Bussey, Jr.	Wilson	Fine
at Florida Atlantic	Murray	Woodworth	S. Mose	Henson	Mayfield	Guyton	Smith	Chumley (TE)	Bussey, Jr.	Wilson	Fine
vs. Old Dominion	Murray	Woodworth	S. Mose	Henson	Mayfield	Guyton	Smith	Lawrence	Bussey, Jr.	Wilson	Fine
at La Tech											
vs. UTEP											
vs. Army											
at Rice											

↳ Defense

Game	DE	NT	DE	JACK	MLB	WLB	NICK	CB	CB	S	S
vs. Lamar	Moore	Young	Johnson	Ejiya	McDonald	Garner	Preston	Brooks	Hall	McClain	Muhammad
at SMU	Flusche	Young	Hamilton	Ejiya	McDonald	Garner	Preston	Brooks	Hall	McClain	Muhammad
at Iowa	Flusche	Young	Hamilton	Ejiya	McDonald	Garner	Wheeler(LB)	Brooks	Hall	McClain	Muhammad
vs. UAB	Flusche	Young	Hamilton	Wheeler	Ejiya	Garner	Preston	Brooks	Hall	McClain	Muhammad
at Southern Miss	Flusche	Young	Hamilton	Wheeler	Ejiya	McDonald	Preston	Jenkins	Hall	McClain	Muhammad
vs. UTSA	Flusche	Young	Hamilton	Wheeler	Ejiya	Garner	McDonald (LB)	Jenkins	Hall	McClain	Muhammad
at Florida Atlantic	Flusche	Young	Hamilton	Wheeler	Ejiya	Garner	Preston	Jenkins	Hall	McClain	Muhammad
vs. Old Dominion	Flusche	Young	Johnson	Wheeler	Ejiya	Garner	Preston	Jenkins	Hall	McClain	Muhammad
at La Tech											
vs. UTEP											
vs. Army											
at Rice											

2017 Results

Sep 02, 2017	LAMAR	W	59-14	1-0	0-0	3:05	19592
Sep 09, 2017	at SMU	L	32-54	1-1	0-0	3:26	24638
Sep 16, 2017	at Iowa Hawkeyes	L	14-31	1-2	0-0	3:26	65668
* Sep 23, 2017	UAB	W	46-43	2-2	1-0	3:21	20142
* Sep 30, 2017	at Southern Miss	W	43-28	3-2	2-0	3:25	21907
* Oct 14, 2017	UTSA	W	29-26	4-2	3-0	3:17	23068
* Oct 21, 2017	at Florida Atlantic	L	31-69	4-3	3-1	3:17	13277
* Oct 28, 2017	OLD DOMINION	W	45-38	5-3	4-1	3:15	18872

2017 Overall Team Statistics

Team Statistics	NT	OPP
SCORING	299	303
Points Per Game	37.4	37.9
Points Off Turnovers	27	61
FIRST DOWNS	190	174
Rushing	74	76
Passing	104	85
Penalty	12	13
RUSHING YARDAGE	1453	1468
Yards gained rushing	1666	1644
Yards lost rushing	213	176
Rushing Attempts	300	328
Average Per Rush	4.8	4.5
Average Per Game	181.6	183.5
TDs Rushing	19	19
PASSING YARDAGE	2422	2115
Comp-Att-Int	182-288-8	152-283-5
Average Per Pass	8.4	7.5
Average Per Catch	13.3	13.9
Average Per Game	302.8	264.4
TDs Passing	18	18
TOTAL OFFENSE	3875	3583
Total Plays	588	611
Average Per Play	6.6	5.9
Average Per Game	484.4	447.9
KICK RETURNS: #-Yards	24-460	33-873
PUNT RETURNS: #-Yards	10-84	3-17
INT RETURNS: #-Yards	5-1	8-7
KICK RETURN AVERAGE	19.2	26.5
PUNT RETURN AVERAGE	8.4	5.7
INT RETURN AVERAGE	0.2	0.9
FUMBLES-LOST	14-8	9-5
PENALTIES-Yards	44-384	41-365
Average Per Game	48.0	45.6
PUNTS-Yards	30-1188	39-1406
Average Per Punt	39.6	36.1
Net punt average	39.0	32.4
KICKOFFS-Yards	58-3638	53-3111
Average Per Kick	62.7	58.7
Net kick average	37.3	38.2
TIME OF POSSESSION/Game	30:36	29:20
3RD-DOWN Conversions	46/112	59/131
3rd-Down Pct	41%	45%
4TH-DOWN Conversions	10/18	14/23
4th-Down Pct	56%	61%
SACKS BY-Yards	14-106	16-110
MISC YARDS	0	14
TOUCHDOWNS SCORED	38	39
FIELD GOALS-ATTEMPTS	12-14	9-10
ON-SIDE KICKS	0-0	0-1
RED-ZONE SCORES	(27-30) 90%	(26-28) 93%
RED-ZONE TOUCHDOWNS	(21-30) 70%	(21-28) 75%
PAT-ATTEMPTS	(33-36) 92%	(36-36) 100%
ATTENDANCE	81674	125490
Games/Avg Per Game	4/20418	4/31372
Neutral Site Games		0/0

Score by Quarters	1st	2nd	3rd	4th	OT	Total
North Texas	81	86	54	78	0	299
Opponents	86	78	84	55	0	303

2017 Overall Individual/Career Statistics

Rushing	gp	att	gain	loss	net	avg	td	lg	avg/g	gp	att	gain	loss	net	avg	td	lg	avg/g
WILSON, Jeffery	8	129	868	34	834	6.5	11	62	104.2	38	503	2920	96	2824	5.6	27	75	74.3
SMITH, Nic	8	67	317	11	306	4.6	4	32	38.2	8	67	317	11	306	4.6	4	32	38.2
JOHNSON, Evan	8	27	171	0	171	6.3	2	18	21.4	8	27	171	0	171	6.3	2	18	21.4
FINE, Mason	8	53	202	143	59	1.1	1	16	7.4	18	147	600	423	177	1.2	3	80	9.8
SHANBOUR, Quinn	8	5	46	0	46	9.2	0	28	5.8	9	6	46	0	46	7.7	0	28	5.1
TUCKER, Andrew	8	6	45	0	45	7.5	1	16	5.6	41	49	322	5	317	6.5	3	71	7.7
GUYTON, Jalen	8	3	12	0	12	4.0	0	9	1.5	8	3	12	0	12	4.0	0	9	1.5
HOSLEY, C.	8	4	4	2	2	0.5	0	2	0.2	8	4	4	2	2	0.5	0	2	0.2
DARDEN, Jaelon	8	1	1	0	1	1.0	0	1	0.1	8	1	1	0	1	1.0	0	1	0.1
TEAM	6	5	0	23	-23	-4.6	0	0	-3.8									
Total	8	300	1666	213	1453	4.8	19	62	181.6									
Opponents	8	328	1644	176	1468	4.5	19	82	183.5									

Passing	gp	effic	comp-att-int	pct	yds	td	lg	avg/g	gp	effic	comp-att-int	pct	yds	td	lg	avg/g
FINE, Mason	8	149.53	178-280-8	63.6	2388	17	77	298.5	18	132.26	333-541-13	61.6	3960	23	77	220.0
SHANBOUR, Quinn	8	203.12	4-5-0	80.0	34	1	13	4.2	9	169.27	4-6-0	66.7	34	1	13	3.8
TEAM	6	0.00	0-3-0	0.0	0	0	0	0.0								
Total	8	148.91	182-288-8	63.2	2422	18	77	302.8								
Opponents	8	133.94	152-283-5	53.7	2115	18	76	264.4								

Receiving	gp	no.	yds	avg	td	lg	avg/g	gp	no.	yds	avg	td	lg	avg/g
GUYTON, Jalen	8	39	692	17.7	7	77	86.5	8	39	692	17.7	7	77	86.5
LAWRENCE, M.	8	36	482	13.4	2	49	60.2	15	37	498	13.5	2	49	33.2
BUSSEY, Rico	7	21	261	12.4	3	34	37.3	13	29	358	12.3	4	34	27.5
DARDEN, Jaelon	8	17	180	10.6	1	28	22.5	8	17	180	10.6	1	28	22.5
SMITH, Kelvin	8	15	174	11.6	0	25	21.8	17	22	253	11.5	2	25	14.9
SMILEY, Turner	8	14	259	18.5	1	45	32.4	42	86	1098	12.8	5	55	26.1
WILSON, Jeffery	8	14	89	6.4	0	18	11.1	38	60	448	7.5	2	38	11.8
SMITH, Nic	8	11	111	10.1	2	29	13.9	8	11	111	10.1	2	29	13.9
CHUMLEY, Caleb	8	5	71	14.2	0	43	8.9	8	5	71	14.2	0	43	8.9
RUTHERFORD, O.	5	3	23	7.7	1	9	4.6	22	13	111	8.5	1	32	5.0
JOHNSON, Evan	8	3	15	5.0	0	15	1.9	8	3	15	5.0	0	15	1.9
JACKSON, Q.	5	2	40	20.0	1	31	8.0	6	2	40	20.0	1	31	6.7
PIRTLE, Jason	7	1	19	19.0	0	19	2.7	7	1	19	19.0	0	19	2.7
TUCKER, Andrew	8	1	6	6.0	0	6	0.8	41	3	4	1.3	0	6	0.1
Total	8	182	2422	13.3	18	77	302.8							
Opponents	8	152	2115	13.9	18	76	264.4							

Total Offense	g	plays	rush	pass	total	avg/g	g	plays	rush	pass	total	avg/g
FINE, Mason	8	333	59	2388	2447	305.9	18	688	177	3960	4137	229.8
WILSON, Jeffery	8	129	834	0	834	104.2	38	503	2824	0	2824	74.3
SMITH, Nic	8	67	306	0	306	38.2	8	67	306	0	306	38.2
JOHNSON, Evan	8	27	171	0	171	21.4	8	27	171	0	171	21.4
SHANBOUR, Quinn	8	10	46	34	80	10.0	9	12	46	34	80	8.9
TUCKER, Andrew	8	6	45	0	45	5.6	41	49	317	0	317	7.7
GUYTON, Jalen	8	3	12	0	12	1.5	8	3	12	0	12	1.5
HOSLEY, C.	8	4	2	0	2	0.2	8	4	2	0	2	0.2
DARDEN, Jaelon	8	1	1	0	1	0.1	8	1	1	0	1	0.1
TEAM	6	8	-23	0	-23	-3.8						
Total	8	588	1453	2422	3875	484.4						
Opponents	8	611	1468	2115	3583	447.9						

2017 Overall Individual/Career Statistics

Scoring	td	fg	PAT				dpx	saf	pts	td	fg	PAT				dpx	saf	pts
			kick	rush	rcv	pass						kick	rush	rcv	pass			
MOORE, Trevor	-	12-14	33-33	-	-	-	-	-	69	-	45-58	132-132	-	-	-	-	-	267
WILSON, Jeffery	11	-	-	-	-	-	-	-	66	29	-	-	-	-	-	-	174	
GUYTON, Jalen	7	-	-	-	-	-	-	-	42	7	-	-	-	-	-	-	42	
SMITH, Nic	6	-	-	-	-	-	-	-	36	6	-	-	-	-	-	-	36	
JOHNSON, Evan	3	-	-	-	-	-	-	-	18	3	-	-	-	-	-	-	18	
BUSSEY, Rico	3	-	-	-	-	-	-	-	18	4	-	-	-	-	-	-	24	
LAWRENCE, M.	2	-	-	-	-	-	-	-	12	2	-	-	-	-	-	-	12	
DARDEN, Jaelon	1	-	-	-	1	-	-	-	8	1	-	-	-	1	-	-	8	
TUCKER, Andrew	1	-	-	-	-	-	-	-	6	4	-	-	-	-	-	-	24	
RUTHERFORD, O.	1	-	-	-	-	-	-	-	6	1	-	-	-	-	-	-	6	
JACKSON, Q.	1	-	-	-	-	-	-	-	6	1	-	-	-	-	-	-	6	
SMILEY, Turner	1	-	-	-	-	-	-	-	6	5	-	-	-	-	-	-	30	
FINE, Mason	1	-	-	-	-	1-2	-	-	6	3	-	-	-	-	1-3	-	18	
TEAM	-	-	0-3	-	-	-	-	-	0	-	-	-	-	-	-	-	-	
Total	38	12-14	33-36	-	1	1-2	-	-	299	-	-	-	-	-	-	-	-	
Opponents	39	9-10	36-36	-	2	2-3	-	1	303	-	-	-	-	-	-	-	-	

Punt Returns	no.	yds	avg	td	lg	no.	yds	avg	td	lg
JENKINS, Eric	4	4	1.0	0	8	4	4	1.0	0	8
DARDEN, Jaelon	3	24	8.0	0	12	3	24	8.0	0	12
ROBINSON, T.	2	13	6.5	0	0	2	13	6.5	0	0
SMILEY, Turner	1	3	3.0	0	0	12	100	8.3	0	34
JOHNSON, Evan	0	40	0.0	1	40	0	40	0.0	1	40
Total	10	84	8.4	1	40	-	-	-	-	-
Opponents	3	17	5.7	0	17	-	-	-	-	-

Kick Returns	no.	yds	avg	td	lg	no.	yds	avg	td	lg
DARDEN, Jaelon	14	277	19.8	0	31	14	277	19.8	0	31
JOHNSON, Evan	7	133	19.0	0	48	7	133	19.0	0	48
HOWARD, Connor	3	54	18.0	0	27	3	54	18.0	0	27
MCCLAIN, K.	0	-4	0.0	0	0	0	-4	0.0	0	0
Total	24	460	19.2	0	48	-	-	-	-	-
Opponents	33	873	26.5	2	98	-	-	-	-	-

Interceptions	no.	yds	avg	td	lg	no.	yds	avg	td	lg
FLUSCHE, Andy	1	1	1.0	0	1	1	1	1.0	0	1
JENKINS, Eric	1	0	0.0	0	0	4	86	21.5	2	52
LEMASTERS, W.	1	0	0.0	0	0	1	0	0.0	0	0
HALL, Kemon	1	0	0.0	0	0	1	0	0.0	0	0
MCCLAIN, K.	1	0	0.0	0	0	6	23	3.8	0	18
Total	5	1	0.2	0	1	-	-	-	-	-
Opponents	8	7	0.9	0	5	-	-	-	-	-

Fumble Returns	no.	yds	avg	td	lg	no.	yds	avg	td	lg
TAUAALO, T.J.	1	27	27.0	0	27	1	27	27.0	0	27
Total	1	27	27.0	0	27	-	-	-	-	-
Opponents	1	22	22.0	0	22	-	-	-	-	-

2017 Overall FG/Defensive/Career Statistics

Field Goals	fg	pct.	01-19	20-29	30-39	40-49	50-99	lg	blk
MOORE, Trevor	12-14	85.7	0-0	6-6	0-0	6-8	0-0	48	1

FG Sequence	North Texas	Opponents
Lamar	(24)	-
SMU	(46)	(36)
Iowa Hawkeyes	40	(42)
UAB	(29),(40),(45),(22)	-
Southern Miss	(48),(20),(44)	-
UTSA	(23)	(42),46,(37)
Florida Atlantic	(44)	(44),(24)
Old Dominion	40,(23)	(45),(28),(34)

Punting	no.	yds	avg	lg	blk	no.	yds	avg	lg	blk
KENWORTHY, A.	18	663	36.8	51	0	18	663	36.8	51	0
PATTERSON, B.	12	525	43.8	68	0	12	525	43.8	68	0
Total	30	1188	39.6	68	0					

SEASON

CAREER

#	Defensive Leaders	gp	ua	a	total	tfl	sack	int	pbu	fr	ff	blk	gp	ua	a	total	tfl	sack	int	pbu	fr	ff	blk
22	EJIYA, E.J.	8	21	46	67	7.5	4.5	.	.	1	.	.	21	47	63	110	11.0	4.5	.	.	1	.	.
4	MUHAMMAD, K.	8	35	32	67	3.0	0.5	.	.	1	1	.	20	42	40	82	3.5	1.0	1	1	1	1	.
0F	MCCLAIN, K.	8	39	19	58	3.5	.	1	2	.	1	.	45	204	94	298	11.5	1.5	6	8	1	5	.
16	HALL, Kemon	8	32	14	46	0.0	.	1	6	.	1	.	8	32	14	46	0.0	.	1	6	.	1	.
37	GARNER, Brandon	8	22	12	34	5.0	1.0	.	3	.	.	.	30	69	33	102	15.0	5.5	.	3	2	.	.
2	JENKINS, Eric	8	22	8	30	1.0	.	1	5	.	.	.	19	35	13	48	2.0	.	4	15	.	1	.
99	FLUSCHE, Andy	8	10	17	27	5.0	1.5	1	2	.	.	.	39	27	45	72	10.5	4.0	1	3	.	.	.
41	MCDONALD, C.	8	15	9	24	2.0	.	.	1	.	.	.	8	15	9	24	2.0	.	.	1	.	.	.
49	YOUNG, Roderick	8	10	14	24	2.5	1.0	32	36	44	80	8.0	2.5	.	.	1	.	.
27	PRESTON, Ashton	8	14	8	22	2.0	.	.	3	.	.	.	31	46	24	70	6.5	1.0	1	5	.	1	.
44	MOORE, Sid	6	11	10	21	2.5	0.5	26	22	20	42	7.0	2.0
15	TAUAAALO, T.J.	8	8	12	20	2.5	1.0	.	.	1	.	.	33	39	33	72	6.5	2.5	.	1	2	1	.
18	WHEELER, Joshua	7	12	6	18	4.5	2.0	19	38	22	60	12.0	7.5	.	2	.	2	.
50	HAMILTON, L.	8	8	9	17	3.0	.	.	.	1	.	.	20	14	12	26	6.0	1.0	.	.	1	.	.
9	BROOKS, Nate	6	12	2	14	0.5	.	.	2	.	.	.	29	75	34	109	6.0	1.0	4	9	.	2	.
5	DAVIS, Tyreke	8	7	2	9	0.0	8	7	2	9	0.0
24	ROBINSON, T.	8	6	2	8	0.0	2	.	19	18	8	26	0.0	.	.	1	.	.	2
14	FERNANDES, C.	8	6	2	8	0.0	10	11	3	14	1.0
7	BAULKMAN, Dee	5	4	4	8	0.0	.	.	3	.	1	1	17	24	19	43	5.5	2.5	.	3	.	2	1
11	JOHNSON, Cam	8	4	3	7	0.0	8	4	3	7	0.0
90	JOHNSON, Ti.	4	2	4	6	2.5	1.0	.	.	1	.	.	34	20	15	35	8.5	6.0	.	.	.	1	.
20	LEMASTERS, W.	3	5	1	6	0.0	.	1	2	.	.	.	7	7	2	9	0.0	.	1	3	.	.	.
17	OZOUGWU, Joe	6	2	4	6	2.0	6	2	4	6	2.0
31	SANDERS, Makyle	7	4	1	5	0.0	7	4	1	5	0.0
25	TUCKER, Andrew	8	3	1	4	0.0	41	14	3	17	0.0
26	JOHNSON, Evan	8	3	.	3	0.0	8	3	.	3	0.0
46	HOSLEY, C.	8	.	2	2	0.0	8	.	2	2	0.0
42	MANN, Corey	3	2	.	2	0.0	.	.	1	.	.	.	3	2	.	2	0.0	.	.	1	.	.	.
96	KRASNIQI, Tony	5	2	.	2	1.0	1.0	5	2	.	2	1.0	1.0
71	MURRAY, Jordan	8	1	.	1	0.0	26	2	.	2	0.0
32	LAWRENCE, M.	8	1	.	1	0.0	15	1	.	1	0.0
88	PIRTLE, Jason	7	.	1	1	0.0	7	.	1	1	0.0
8	BUSSEY, Rico	7	1	.	1	0.0	13	2	.	2	0.0
9C	PATTERSON, B.	4	1	.	1	0.0	4	1	.	1	0.0
87	SMITH, Kelvin	8	1	.	1	0.0	17	2	.	2	0.0
TM	TEAM	6	.	.	.	0.0	.	.	.	1
30	MOORE, Trevor	8	.	.	.	0.0	.	.	.	1	.	.	44	1	.	1	0.0	.	.	.	1	.	.
	Total	8	326	245	571	50	14	5	30	5	6	3											
	Opponents	8	327	214	541	49	16	8	23	8	8	1											

2017 Individual Game Highs

Rushes	30	WILSON, Jeffery at Southern Miss (Sep 30, 2017)
Yards Rushing	211	WILSON, Jeffery vs UAB (Sep 23, 2017)
TD Rushes	3	WILSON, Jeffery vs Lamar (Sep 02, 2017)
	3	WILSON, Jeffery at Southern Miss (Sep 30, 2017)
Long Rush	62	WILSON, Jeffery vs Lamar (Sep 02, 2017)
Pass attempts	47	FINE, Mason at SMU (Sep 09, 2017)
	47	FINE, Mason at Florida Atlantic (Oct 21, 2017)
Pass completions	32	FINE, Mason at SMU (Sep 09, 2017)
Yards Passing	424	FINE, Mason at SMU (Sep 09, 2017)
TD Passes	3	FINE, Mason vs Lamar (Sep 02, 2017)
	3	FINE, Mason at SMU (Sep 09, 2017)
	3	FINE, Mason vs UAB (Sep 23, 2017)
	3	FINE, Mason vs UTSA (Oct 14, 2017)
Long Pass	77	FINE, Mason vs UTSA (Oct 14, 2017)
Receptions	14	GUYTON, Jalen at Southern Miss (Sep 30, 2017)
Yards Receiving	211	GUYTON, Jalen at Southern Miss (Sep 30, 2017)
TD Receptions	2	GUYTON, Jalen at SMU (Sep 09, 2017)
	2	GUYTON, Jalen vs UTSA (Oct 14, 2017)
Long Reception	77	GUYTON, Jalen vs UTSA (Oct 14, 2017)
Field Goals	4	MOORE, Trevor vs UAB (Sep 23, 2017)
Long Field Goal	48	MOORE, Trevor at Southern Miss (Sep 30, 2017)
Punts	5	KENWORTHY, A. at Iowa Hawkeyes (Sep 16, 2017)
Punting Avg	47.0	PATTERSON, B. at Florida Atlantic (Oct 21, 2017)
Long Punt	68	PATTERSON, B. vs Old Dominion (Oct 28, 2017)
Punts inside 20	3	PATTERSON, B. at Florida Atlantic (Oct 21, 2017)
Long Punt Return	40	JOHNSON, Evan vs Old Dominion (Oct 28, 2017)
Long Kickoff Return	48	JOHNSON, Evan vs UAB (Sep 23, 2017)
Tackles	13	MUHAMMAD, K. at Iowa Hawkeyes (Sep 16, 2017)
Sacks	2.0	EJIYA, E.J. at SMU (Sep 09, 2017)
	2.0	WHEELER, Joshua vs UAB (Sep 23, 2017)
Tackles For Loss	2.0	EJIYA, E.J. at SMU (Sep 09, 2017)
	2.0	HAMILTON, L. at SMU (Sep 09, 2017)
	2.0	WHEELER, Joshua vs UAB (Sep 23, 2017)
	2.0	GARNER, Brandon vs UAB (Sep 23, 2017)
	2.0	MOORE, Sid vs UAB (Sep 23, 2017)
	2.0	FLUSCHE, Andy vs UTSA (Oct 14, 2017)
	2.0	FLUSCHE, Andy vs Old Dominion (Oct 28, 2017)
Interceptions	1	LEMASTERS, W. vs Lamar (Sep 02, 2017)
	1	HALL, Kemon at SMU (Sep 09, 2017)
	1	MCCLAIN, K. vs UAB (Sep 23, 2017)
	1	JENKINS, Eric vs Old Dominion (Oct 28, 2017)
	1	FLUSCHE, Andy vs Old Dominion (Oct 28, 2017)

2017 Team Game Highs

Rushes	60	vs Lamar (Sep 02, 2017)
Yards Rushing	436	vs Lamar (Sep 02, 2017)
Yards Per Rush	7.3	vs Lamar (Sep 02, 2017)
TD Rushes	5	vs Lamar (Sep 02, 2017)
Pass attempts	47	at SMU (Sep 09, 2017)
	47	at Florida Atlantic (Oct 21, 2017)
Pass completions	32	at SMU (Sep 09, 2017)
Yards Passing	424	at SMU (Sep 09, 2017)
Yards Per Pass	10.1	vs UTSA (Oct 14, 2017)
TD Passes	3	vs Lamar (Sep 02, 2017)
	3	at SMU (Sep 09, 2017)
	3	vs UAB (Sep 23, 2017)
	3	vs UTSA (Oct 14, 2017)
Total Plays	87	at Southern Miss (Sep 30, 2017)
Total Offense	668	vs Lamar (Sep 02, 2017)
Yards Per Play	8.0	vs Lamar (Sep 02, 2017)
Points	59	vs Lamar (Sep 02, 2017)
Sacks By	4	vs UAB (Sep 23, 2017)
First Downs	31	vs Lamar (Sep 02, 2017)
Penalties	13	at Iowa Hawkeyes (Sep 16, 2017)
Penalty Yards	119	at Iowa Hawkeyes (Sep 16, 2017)
Turnovers	3	at SMU (Sep 09, 2017)
	3	at Florida Atlantic (Oct 21, 2017)
Interceptions By	2	vs Old Dominion (Oct 28, 2017)
Punts	5	at Iowa Hawkeyes (Sep 16, 2017)
Punting Avg	47.0	at Florida Atlantic (Oct 21, 2017)
Long Punt	68	vs Old Dominion (Oct 28, 2017)
Punts inside 20	3	at Florida Atlantic (Oct 21, 2017)
Long Punt Return	40	vs Old Dominion (Oct 28, 2017)

2017 Opponent Individual Game Highs

Rushes	24	COX, Jeremy, vs Old Dominion (Oct 28, 2017)
Yards Rushing	123	SINGLETTARY, D, at Florida Atlantic (Oct 21, 2017)
TD Rushes	3	SINGLETTARY, D, at Florida Atlantic (Oct 21, 2017)
Long Rush	82	WHYTE, Kerrith, at Florida Atlantic (Oct 21, 2017)
Pass attempts	42	GRIGGS, Kwadra, at Southern Miss (Sep 30, 2017)
Pass completions	24	DRISKEL, Jason, at Florida Atlantic (Oct 21, 2017)
Yards Passing	357	DRISKEL, Jason, at Florida Atlantic (Oct 21, 2017)
TD Passes	4	HICKS, Ben, at SMU (Sep 09, 2017)
	4	ERDELY, A.J., vs UAB (Sep 23, 2017)
Long Pass	76	GILLINS, D.J., at SMU (Sep 09, 2017)
Receptions	8	SUTTON, C., at SMU (Sep 09, 2017)
	8	ROBERTSON, K., at Southern Miss (Sep 30, 2017)
	8	WRIGHT, Willie, at Florida Atlantic (Oct 21, 2017)
Yards Receiving	163	SUTTON, C., at SMU (Sep 09, 2017)
TD Receptions	4	SUTTON, C., at SMU (Sep 09, 2017)
Long Reception	76	GAILLIARD, M., at SMU (Sep 09, 2017)
Field Goals	3	RICE, Nick, vs Old Dominion (Oct 28, 2017)
Long Field Goal	45	RICE, Nick, vs Old Dominion (Oct 28, 2017)
Punts	7	Slaydon, Tyler, vs Lamar (Sep 02, 2017)
	7	SACKVILLE, J., at SMU (Sep 09, 2017)
	7	EVERETT, Zac, at Southern Miss (Sep 30, 2017)
Punting Avg	47.0	Rastetter, C., at Iowa Hawkeyes (Sep 16, 2017)
Long Punt	61	Routsas, vs UTSA (Oct 14, 2017)
Punts inside 20	3	Routsas, vs UTSA (Oct 14, 2017)
Long Punt Return	17	Jackson, Joshua, at Iowa Hawkeyes (Sep 16, 2017)
Long Kickoff Return	98	HARPER, Isaiah, vs Old Dominion (Oct 28, 2017)
Tackles	14	AL-SHAAIR, Azee, at Florida Atlantic (Oct 21, 2017)
Sacks	2.5	Davenport, vs UTSA (Oct 14, 2017)
Tackles For Loss	4.0	Davenport, vs UTSA (Oct 14, 2017)
Interceptions	1	McQUEEN, Elijah, at SMU (Sep 09, 2017)
	1	GARY, Demerick, at SMU (Sep 09, 2017)
	1	Jackson, Joshua, at Iowa Hawkeyes (Sep 16, 2017)
	1	APPLEWHITE, J., at Southern Miss (Sep 30, 2017)
	1	Gaines, vs UTSA (Oct 14, 2017)
	1	LEWIS, Shelton, at Florida Atlantic (Oct 21, 2017)
	1	TOOLEY, Chris, at Florida Atlantic (Oct 21, 2017)
	1	HEADEN, Joe Joe, vs Old Dominion (Oct 28, 2017)

2017 Opponent Team Game Highs

Rushes	59	at Iowa Hawkeyes (Sep 16, 2017)
Yards Rushing	447	at Florida Atlantic (Oct 21, 2017)
Yards Per Rush	9.3	at Florida Atlantic (Oct 21, 2017)
TD Rushes	7	at Florida Atlantic (Oct 21, 2017)
Pass attempts	42	at Southern Miss (Sep 30, 2017)
Pass completions	24	at Florida Atlantic (Oct 21, 2017)
Yards Passing	394	at SMU (Sep 09, 2017)
Yards Per Pass	10.2	at Florida Atlantic (Oct 21, 2017)
TD Passes	5	at SMU (Sep 09, 2017)
Total Plays	86	at Iowa Hawkeyes (Sep 16, 2017)
Total Offense	804	at Florida Atlantic (Oct 21, 2017)
Yards Per Play	9.7	at Florida Atlantic (Oct 21, 2017)
Points	69	at Florida Atlantic (Oct 21, 2017)
Sacks By	5	at SMU (Sep 09, 2017)
First Downs	37	at Florida Atlantic (Oct 21, 2017)
Penalties	7	vs UAB (Sep 23, 2017)
	7	vs UTSA (Oct 14, 2017)
Penalty Yards	64	at Southern Miss (Sep 30, 2017)
Turnovers	3	vs Old Dominion (Oct 28, 2017)
Interceptions By	2	at SMU (Sep 09, 2017)
	2	at Florida Atlantic (Oct 21, 2017)
Punts	9	vs Lamar (Sep 02, 2017)
Punting Avg	47.0	at Iowa Hawkeyes (Sep 16, 2017)
Long Punt	61	vs UTSA (Oct 14, 2017)
Punts inside 20	3	vs Lamar (Sep 02, 2017)
	3	vs UTSA (Oct 14, 2017)
Long Punt Return	17	at Iowa Hawkeyes (Sep 16, 2017)

2017 Drive Summaries

September 2, 2017 vs. Lamar

Team	Qtr	Drive Started			Drive Ended			Consumed	
		Spot	Time	Obtained	Spot	Time	How lost	PI - Yds	TOP
NT	1st	N40	13:56	Punt	L00	12:01	*TOUCHDOWN	6 - 60	1:55 .
NT		N17	09:48	Punt	L00	08:38	*TOUCHDOWN	3 - 83	1:10
NT		L47	08:06	Fumble	L07	04:04	*FIELD GOAL	9 - 40	4:02 .
NT		N10	00:00	Punt	N05	01:40	Fumble	0 - (5)	0:00
NT		L44	00:34	Kickoff	L00	10:26	*TOUCHDOWN	12 - 44	5:08 .
NT	2nd	N32	09:12	Punt	L00	08:28	*TOUCHDOWN	2 - 68	0:44
NT		L47	08:28	Downs	N50	06:10	Punt	3 - (3)	2:18
NT		N34	04:59	Kickoff	L00	01:56	*TOUCHDOWN	6 - 66	3:03
NT		N29	01:06	Punt	L36	00:00	End of half	5 - 35	1:06
NT	3rd	N35	15:00	Kickoff	L00	12:31	*TOUCHDOWN	6 - 65	2:29 .
NT		N17	10:14	Punt	L00	06:02	*TOUCHDOWN	10 - 83	4:12 .
NT		N33	05:19	Punt	N33	03:50	Punt	3 - 0	1:29
NT		N37	02:48	Punt	L00	14:54	*TOUCHDOWN	7 - 63	2:54 .
NT	4th	N25	13:11	Punt	N47	09:25	Punt	5 - 22	3:46
NT		N31	05:39	Downs	L35	01:23	Downs	7 - 34	4:16
NT		L43	00:22	Interception	L45	00:00	End of half	1 - (2)	0:22

September 9, 2017 at SMU

Team	Qtr	Drive Started			Drive Ended			Consumed	
		Spot	Time	Obtained	Spot	Time	How lost	PI - Yds	TOP
NT	1st	V25	15:00	Kickoff	H00	11:41	*TOUCHDOWN	7 - 75	3:19 .
NT		H43	10:45	Punt	H29	08:45	*FIELD GOAL	5 - 14	2:00
NT		V09	06:43	Kickoff	V07	04:16	Punt	3 - (2)	2:27
NT		V29	02:26	Kickoff	H38	13:45	Downs	9 - 33	3:41
NT	2nd	V06	11:38	Interception	V24	08:07	Punt	6 - 18	3:31
NT		V20	05:08	Kickoff	H43	02:26	Interception	8 - 37	2:42
NT		V28	00:10	Kickoff	V42	00:00	End of half	1 - 14	0:10
NT	3rd	V32	00:00	Punt	V35	14:29	Fumble	0 - 3	0:00
NT		V25	14:24	Kickoff	V25	14:16	Interception	1 - 0	0:08
NT		V36	11:15	Kickoff	V41	09:59	Punt	3 - 5	1:16
NT		V28	07:07	Punt	H00	06:56	*TOUCHDOWN	1 - 72	0:11
NT		V12	04:51	Punt	V00	04:02	*SAFETY	1 - (12)	0:49
NT		V32	02:54	Punt	H28	00:00	Downs	9 - 40	2:54
NT	4th	V30	14:30	Kickoff	V35	11:39	Punt	6 - 5	2:51
NT		V26	11:27	Kickoff	H00	10:45	*TOUCHDOWN	2 - 74	0:42
NT		V16	07:24	Punt	H00	03:24	*TOUCHDOWN	8 - 84	4:00 .
NT		H41	00:54	Punt	H10	00:00	End of half	5 - 31	0:54 .

2017 Drive Summaries

September 16, 2017 at Iowa

Team	Qtr	Drive Started			Drive Ended			Consumed	
		Spot	Time	Obtained	Spot	Time	How lost	PI - Yds	TOP
NT	1st	V20	08:18	Fumble	H00	05:34	*TOUCHDOWN	6 - 80	2:44
NT		V12	00:52	Kickoff	V29	13:07	Punt	7 - 17	2:45
NT	2nd	V34	10:36	Downs	H23	08:12	Missed FG	7 - 43	2:24
NT		V25	05:23	Kickoff	V34	03:15	Punt	3 - 9	2:08
NT		H43	00:00	Fumble	H16	01:52	Fumble	0 - 27	0:00
NT		V34	00:46	Punt	H00	00:11	*TOUCHDOWN	5 - 66	0:35
NT	3rd	V25	15:00	Kickoff	H41	11:16	Punt	8 - 34	3:44
NT		V25	04:24	Kickoff	H41	02:06	Punt	6 - 34	2:18
NT	4th	V08	08:16	Kickoff	V18	05:46	Punt	4 - 10	2:30
NT		V25	01:47	Kickoff	V25	01:40	Interception	1 - 0	0:07

September 23, 2017 vs. UAB

Team	Qtr	Drive Started			Drive Ended			Consumed	
		Spot	Time	Obtained	Spot	Time	How lost	PI - Yds	TOP
NT	1st	N25	09:06	Kickoff	U12	03:19	*FIELD GOAL	14 - 63	5:47
NT		N42	01:23	Punt	U00	00:41	*TOUCHDOWN	2 - 58	0:42
NT	2nd	N36	14:54	Interception	U00	11:17	*TOUCHDOWN	11 - 64	3:37
NT		N45	09:51	Punt	U20	08:09	Fumble	5 - 35	1:42
NT		N44	07:30	Punt	U00	04:03	*TOUCHDOWN	8 - 56	3:27
NT		N05	00:44	Kickoff	U00	00:44	*TOUCHDOWN	4 - 95	0:00
NT	3rd	N25	15:00	Kickoff	N45	12:43	Downs	5 - 20	2:17
NT		N25	08:45	Kickoff	U00	06:56	*TOUCHDOWN	4 - 75	1:49
NT		N32	05:20	Punt	N36	04:25	Punt	3 - 4	0:55
NT		N37	02:30	Kickoff	U23	14:12	*FIELD GOAL	7 - 40	3:18
NT	4th	U15	13:06	Punt	U14	13:00	Fumble	1 - 1	0:06
NT		N41	11:56	Punt	U28	07:43	*FIELD GOAL	8 - 31	4:13
NT		N31	05:51	Kickoff	N35	04:20	Punt	3 - 4	1:31
NT		U44	00:27	Kickoff	U12	00:00	*FIELD GOAL	2 - 32	0:27
NT		U06	00:00	Fumble	U06	00:00	End of half	0 - 0	0:00

2017 Drive Summaries

September 30, 2017 at Southern Miss

Team	Qtr	Drive Started			Drive Ended			Consumed	
		Spot	Time	Obtained	Spot	Time	How lost	PI - Yds	TOP
NT	1st	N12	11:40	Kickoff	N15	10:17	Punt	3 - 3	1:23
NT		N26	09:16	Punt	N20	07:39	Punt	3 - (6)	1:37
NT		N25	05:38	Kickoff	N26	03:37	Punt	3 - 1	2:01
NT		N45	02:04	Punt	S00	00:47	*TOUCHDOWN	4 - 55	1:17
NT	2nd	N34	14:44	Punt	S23	12:09	Fumble	7 - 43	2:35
NT		N25	10:00	Kickoff	N33	08:54	Interception	3 - 8	1:06
NT		N05	07:53	Punt	S00	02:42	*TOUCHDOWN	12 - 95	5:11
NT		N20	00:54	Punt	S31	15:00	*FIELD GOAL	8 - 49	0:54
NT	3rd	N25	15:00	Kickoff	S03	09:01	*FIELD GOAL	14 - 72	5:59
NT		N29	06:04	Punt	S00	04:08	*TOUCHDOWN	6 - 71	1:56
NT		N49	03:14	Punt	S00	02:49	*TOUCHDOWN	3 - 51	0:25
NT	4th	N25	15:00	Kickoff	S00	11:29	*TOUCHDOWN	8 - 75	3:31
NT		N15	10:08	Punt	S27	04:30	*FIELD GOAL	11 - 58	5:38
NT		S39	03:20	Downs	S41	01:38	Punt	3 - (2)	1:42
NT		S17	01:14	Downs	S20	00:00	End of half	2 - (3)	1:14

October 14, 2017 vs. UT San Antonio

Team	Qtr	Drive Started			Drive Ended			Consumed	
		Spot	Time	Obtained	Spot	Time	How lost	PI - Yds	TOP
NT	1st	N12	15:00	Kickoff	U00	07:35	*TOUCHDOWN	17 - 88	7:25
NT		N18	06:15	Punt	U00	05:32	*TOUCHDOWN	2 - 82	0:43
NT		N25	04:38	Kickoff	U06	00:34	*FIELD GOAL	10 - 69	4:04
NT	2nd	N25	12:17	Kickoff	N50	09:02	Punt	6 - 25	3:15
NT		N25	02:00	Kickoff	N04	00:55	Punt	3 - (21)	1:05
NT		N29	00:00	Missed FG	N29	00:00	End of half	0 - 0	0:00
NT	3rd	N19	12:55	Punt	N17	11:36	Interception	3 - (2)	1:19
NT		N27	08:23	Kickoff	N34	06:47	Punt	3 - 7	1:36
NT		N20	02:12	Punt	U00	12:47	*TOUCHDOWN	10 - 80	4:25
NT	4th	N47	10:05	Punt	U47	08:36	Punt	3 - 6	1:29
NT		N40	03:29	Kickoff	N45	01:28	Downs	4 - 5	2:01
NT		N02	01:07	Punt	U00	00:10	*TOUCHDOWN	7 - 98	0:57

2017 Drive Summaries

October 21, 2017 at Florida Atlantic

Team	Qtr	Drive Started			Drive Ended			Consumed	
		Spot	Time	Obtained	Spot	Time	How lost	Pl - Yds	TOP
NT	1st	V31	11:53	Kickoff	V50	09:34	Fumble	5 - 19	2:19
NT		V25	06:41	Kickoff	V38	05:46	Interception	3 - 13	0:55
NT		V25	03:45	Kickoff	V42	01:53	Punt	4 - 17	1:52
NT		V25	01:16	Kickoff	H00	11:45	*TOUCHDOWN	13 - 75	4:31
NT	2nd	V25	07:23	Kickoff	V33	05:25	Interception	4 - 8	1:58
NT		V25	03:55	Kickoff	V28	01:57	Punt	3 - 3	1:58
NT	3rd	V25	15:00	Kickoff	H27	10:37	*FIELD GOAL	12 - 48	4:23
NT		V25	08:32	Kickoff	H00	06:17	*TOUCHDOWN	7 - 75	2:15
NT		V15	03:00	Kickoff	V37	01:35	Punt	5 - 22	1:25
NT	4th	V16	15:00	Kickoff	V18	13:39	Punt	3 - 2	1:21
NT		V25	12:41	Kickoff	H00	08:25	*TOUCHDOWN	13 - 75	4:16
NT		V47	03:52	Downs	H00	00:30	*TOUCHDOWN	9 - 53	3:22

October 28, 2017 vs. Old Dominion

Team	Qtr	Drive Started			Drive Ended			Consumed	
		Spot	Time	Obtained	Spot	Time	How lost	Pl - Yds	TOP
NT	1st	N23	15:00	Kickoff	O00	10:05	*TOUCHDOWN	13 - 77	4:55
NT		N32	09:52	Kickoff	O00	08:49	*TOUCHDOWN	4 - 68	1:03
NT		N20	06:15	Punt	N37	04:50	Interception	4 - 17	1:25
NT		N25	02:28	Kickoff	O00	14:32	*TOUCHDOWN	9 - 75	2:56
NT	2nd	O40	11:57	Punt	O40	11:57	*TOUCHDOWN	0 - 0	0:00
NT		N28	11:41	Kickoff	N38	11:23	Fumble	1 - 10	0:18
NT		N25	10:31	Kickoff	N17	08:31	Punt	3 - (8)	2:00
NT		O30	07:44	Interception	O00	05:39	*TOUCHDOWN	7 - 30	2:05
NT		O38	04:11	Punt	O23	02:50	Missed FG	5 - 15	1:21
NT	3rd	N30	11:27	Kickoff	N34	10:15	Punt	3 - 4	1:12
NT		N12	08:27	Interception	O35	05:30	Downs	9 - 53	2:57
NT		N24	01:37	Kickoff	O46	14:50	Punt	4 - 30	1:47
NT	4th	O23	12:27	Fumble	O06	10:45	*FIELD GOAL	6 - 17	1:42
NT		O48	08:21	Downs	O00	07:27	*TOUCHDOWN	4 - 48	0:54
NT		N43	04:26	Downs	N42	03:31	Punt	3 - (1)	0:55
NT		O32	02:11	Downs	O22	00:00	End of half	4 - 10	2:11

2017 Long Plays

15-YARD PLUS PLAYS

Yds	Type	Player(s)	Opponent
77*	Pass	GUYTON, Jalen from FINE, Mason	UTSA
72*	Pass	GUYTON, Jalen from FINE, Mason	SMU
62*	Rush	WILSON, Jeffery	Lamar
53	Pass	GUYTON, Jalen from FINE, Mason	Southern Miss
49	Rush	WILSON, Jeffery	Lamar
49	Pass	LAWRENCE, M. from FINE, Mason	UTSA
48	KR	JOHNSON, Evan	UAB
47*	Pass	GUYTON, Jalen from FINE, Mason	UAB
46*	Rush	WILSON, Jeffery	Southern Miss
45	Pass	SMILEY, Turner from FINE, Mason	SMU
44*	Pass	LAWRENCE, M. from FINE, Mason	Lamar
44	Pass	GUYTON, Jalen from FINE, Mason	Southern Miss
43	Pass	CHUMLEY, Caleb from FINE, Mason	Southern Miss
43*	Rush	WILSON, Jeffery	Southern Miss
41	Pass	SMILEY, Turner from FINE, Mason	Southern Miss
41*	Rush	WILSON, Jeffery	Iowa Hawkeyes
41	Pass	SMILEY, Turner from FINE, Mason	Iowa Hawkeyes
40*	Pass	LAWRENCE, M. from FINE, Mason	UAB
37	Pass	LAWRENCE, M. from FINE, Mason	SMU
35	Rush	WILSON, Jeffery	UTSA
35	Pass	GUYTON, Jalen from FINE, Mason	Lamar
34	Rush	WILSON, Jeffery	UAB
34*	Pass	BUSSEY, Rico from FINE, Mason	Old Dominion
34	Rush	WILSON, Jeffery	UAB
32*	Pass	GUYTON, Jalen from FINE, Mason	UTSA
32	Rush	WILSON, Jeffery	UAB
32	Rush	SMITH, Nic	Lamar
31*	Pass	JACKSON, Q. from FINE, Mason	Lamar
31	KR	DARDEN, Jaelon	Old Dominion
30	Pass	SMILEY, Turner from FINE, Mason	SMU
29*	Rush	SMITH, Nic	UAB
29	KR	DARDEN, Jaelon	Lamar
29	KR	DARDEN, Jaelon	SMU
29*	Pass	GUYTON, Jalen from FINE, Mason	SMU
29	Pass	SMITH, Nic from FINE, Mason	UTSA
28	Pass	DARDEN, Jaelon from FINE, Mason	SMU
28	Rush	SHANBOUR, Quinn	Lamar
27	KR	DARDEN, Jaelon	UTSA
27	KR	JOHNSON, Evan	UAB
27	KR	DARDEN, Jaelon	Florida Atlantic
27	FR	TAUAALO, T.J.	Iowa Hawkeyes
27	KR	HOWARD, Connor	UAB
25	Pass	SMITH, Kelvin from FINE, Mason	UAB
25	Pass	DARDEN, Jaelon from FINE, Mason	Florida Atlantic
23	Pass	SMITH, Kelvin from FINE, Mason	Old Dominion
23	Pass	SMITH, Kelvin from FINE, Mason	UAB
22	Pass	BUSSEY, Rico from FINE, Mason	Old Dominion
22	Pass	BUSSEY, Rico from FINE, Mason	UAB
22*	Pass	SMILEY, Turner from FINE, Mason	UAB
22*	Pass	BUSSEY, Rico from FINE, Mason	UTSA
21	Pass	GUYTON, Jalen from FINE, Mason	Southern Miss
21	Pass	GUYTON, Jalen from FINE, Mason	UTSA
20	KR	DARDEN, Jaelon	UTSA
20	Pass	GUYTON, Jalen from FINE, Mason	Southern Miss
20	Pass	LAWRENCE, M. from FINE, Mason	Florida Atlantic
20	Pass	BUSSEY, Rico from FINE, Mason	Old Dominion
20*	Rush	SMITH, Nic	Old Dominion
20	Rush	SMITH, Nic	Southern Miss
19	KR	DARDEN, Jaelon	SMU
19	KR	HOWARD, Connor	Old Dominion
19	Pass	PIRTLE, Jason from FINE, Mason	SMU
19	Pass	GUYTON, Jalen from FINE, Mason	Lamar
19	Pass	SMITH, Kelvin from FINE, Mason	UAB
19	Pass	BUSSEY, Rico from FINE, Mason	Florida Atlantic
18	Rush	WILSON, Jeffery	Lamar
18	Pass	GUYTON, Jalen from FINE, Mason	UTSA
18	Pass	WILSON, Jeffery from FINE, Mason	Southern Miss
18	Pass	BUSSEY, Rico from FINE, Mason	Old Dominion
18	Rush	JOHNSON, Evan	Old Dominion
18	Pass	DARDEN, Jaelon from FINE, Mason	Old Dominion
17	Pass	LAWRENCE, M. from FINE, Mason	Old Dominion
17	Rush	WILSON, Jeffery	UAB
17	Pass	LAWRENCE, M. from FINE, Mason	Florida Atlantic
16*	Pass	BUSSEY, Rico from FINE, Mason	Southern Miss
16	Rush	FINE, Mason	Florida Atlantic
16	Rush	FINE, Mason	SMU

LONG PLAYS BY THE NUMBERS

Long Plays By Yards	No.	TD
100+	0	0
90-99	0	0
80-89	0	0
70-79	2	2
60-69	1	1
50-59	1	0
40-49	14	6
30-39	12	3
20-29	28	5

Long Plays By Type	No.	TD
Rushing	14	6
Passing	34	11
Punt returns	0	0
Kick returns	9	0
Interceptions	0	0
Fumble returns	1	0
Other	0	0
TOTAL	58	17

15-YARD PLUS BY PLAYER

Player	No.	TD	R	P	KR	PR	IR	FR
GUYTON, Jalen	16	5	0	16	0	0	0	0
WILSON, Jeffery	16	4	14	2	0	0	0	0
DARDEN, Jaelon	14	0	0	4	10	0	0	0
LAWRENCE, M.	9	2	0	9	0	0	0	0
BUSSEY, Rico	8	3	0	8	0	0	0	0
SMITH, Nic	8	2	6	2	0	0	0	0
SMILEY, Turner	7	1	0	7	0	0	0	0
JOHNSON, Evan	6	0	2	1	3	0	0	0
SMITH, Kelvin	6	0	0	6	0	0	0	0
FINE, Mason	2	0	2	0	0	0	0	0
HOWARD, Connor	2	0	0	0	2	0	0	0
JACKSON, Q.	1	1	0	1	0	0	0	0
TAUAALO, T.J.	1	0	0	0	0	0	0	1
SHANBOUR, Quinn	1	0	1	0	0	0	0	0
PIRTLE, Jason	1	0	0	1	0	0	0	0
CHUMLEY, Caleb	1	0	0	1	0	0	0	0
TUCKER, Andrew	1	0	1	0	0	0	0	0
TOTAL	100	18	26	58	15	0	0	1

LONGEST PLAYS OF THE YEAR

- Rushing
62 WILSON, Jeffery vs Lamar (9/2/2017)
- Rushing Touchdown
62 WILSON, Jeffery vs Lamar (9/2/2017)
- Passing
77 GUYTON, Jalen from FINE, Mason vs UTSA (10/14/2017)
- Passing Touchdown
77 GUYTON, Jalen from FINE, Mason vs UTSA (10/14/2017)
- Punt Return
12 DARDEN, Jaelon vs SMU (9/9/2017)
12 DARDEN, Jaelon vs UAB (9/23/2017)
- Kick Return
48 JOHNSON, Evan vs UAB (9/23/2017)
- Interception Return
1 FLUSCHE, Andy vs Old Dominion (10/28/2017)
- Fumble Return
27 TAUAALO, T.J. vs Iowa Hawkeyes (9/16/2017)
- Punt
68 PATTERSON, B. vs Old Dominion (10/28/2017)
- Field Goal
48 MOORE, Trevor vs Southern Miss (9/30/2017)

2017 Long Plays

Yds	Type	Player(s)	Opponent
16	KR	DARDEN, Jaelon	SMU
16	Rush	SMITH, Nic	Old Dominion
16	Pass	LAWRENCE, M. from FINE, Mason	Lamar
16	Rush	TUCKER, Andrew	Florida Atlantic
16	KR	DARDEN, Jaelon	Florida Atlantic
16	Pass	WILSON, Jeffery from FINE, Mason	Florida Atlantic
16	Rush	JOHNSON, Evan	Lamar
16	Rush	WILSON, Jeffery	UAB
16	Pass	GUYTON, Jalen from FINE, Mason	Southern Miss
15	Pass	JOHNSON, Evan from FINE, Mason	Florida Atlantic
15	Rush	WILSON, Jeffery	Old Dominion
15	Pass	SMILEY, Turner from FINE, Mason	Old Dominion
15	KR	JOHNSON, Evan	Old Dominion
15	Pass	SMITH, Nic from FINE, Mason	Lamar
15	Rush	WILSON, Jeffery	UAB
15	Pass	GUYTON, Jalen from FINE, Mason	Old Dominion
15	Pass	SMITH, Kelvin from FINE, Mason	Lamar
15	Rush	SMITH, Nic	Lamar
15	Pass	GUYTON, Jalen from FINE, Mason	UTSA
15	Pass	LAWRENCE, M. from FINE, Mason	SMU
15	Pass	DARDEN, Jaelon from FINE, Mason	Iowa Hawkeyes
15	Pass	SMILEY, Turner from FINE, Mason	Iowa Hawkeyes
15	KR	DARDEN, Jaelon	Florida Atlantic
15	Pass	SMITH, Kelvin from FINE, Mason	UAB

2017 Participation

#	PLAYER	GP-GS	LU	SMU	IOWA	UAB	USM	UTSA	FAU	ODU
74	ANTHONY, C.	1/-	XXX
54	BARR, Creighton	6/4	START	...	START	START	START	XXX	XXX	...
7	BAULKMAN, Dee	5/-	XXX	XXX	XXX	XXX	XXX
9	BROOKS, Nate	6/4	START	START	START	START	XXX	XXX
8	BUSSEY, Rico	7/5	...	XXX	XXX	START	START	START	START	START
1A	CASON, Mitch	1/-	XXX
1E	CHUMLEY, Caleb	8/2	XXX	XXX	XXX	XXX	START	XXX	START	XXX
84	DARDEN, Jaelon	8/-	XXX	XXX	XXX	XXX	XXX	XXX	XXX	XXX
51	DAVIS, Jake	5/-	XXX	XXX	XXX	XXX	XXX
2A	DAVIS, Tyreke	8/-	XXX	XXX	XXX	XXX	XXX	XXX	XXX	XXX
89	DUHON, Kam	5/-	XXX	XXX	XXX	...	XXX	...	XXX	...
29	DURHAM, Nate	3/-	XXX	XXX	XXX
22	EJIYA, E.J.	8/8	START	START	START	START	START	START	START	START
14	FERNANDES, C.	8/-	XXX	XXX	XXX	XXX	XXX	XXX	XXX	XXX
6	FINE, Mason	8/8	START	START	START	START	START	START	START	START
99	FLUSCHE, Andy	8/7	XXX	START	START	START	START	START	START	START
37	GARNER, Brandon	8/7	START	START	START	START	XXX	START	START	START
73	GUNTER, Garrett	2/-	XXX	XXX	...
01	GUYTON, Jalen	8/8	START	START	START	START	START	START	START	START
82	HAIR-GRIFFIN, D	5/-	XXX	XXX	...	XXX	XXX	XXX
16	HALL, Kemon	8/8	START	START	START	START	START	START	START	START
50	HAMILTON, L.	8/5	XXX	START	START	START	START	XXX	START	XXX
53	HENSON, T.J.	7/7	...	START	START	START	START	START	START	START
46	HOSLEY, C.	8/-	XXX	XXX	XXX	XXX	XXX	XXX	XXX	XXX
1H	HOWARD, Connor	4/-	XXX	XXX	...	XXX	XXX
13	JACKSON, Q.	5/-	XXX	...	XXX	XXX	...	XXX	XXX	...
2	JENKINS, Eric	8/4	XXX	XXX	XXX	XXX	START	START	START	START
11	JOHNSON, Cam	8/-	XXX	XXX	XXX	XXX	XXX	XXX	XXX	XXX
26	JOHNSON, Evan	8/-	XXX	XXX	XXX	XXX	XXX	XXX	XXX	XXX
90	JOHNSON, Ti.	4/2	START	XXX	XXX	START
36	KENWORTHY, A.	5/-	XXX	XXX	XXX	XXX	XXX
80	KING, Jamie	3/-	XXX	XXX	...	XXX
96	KRASNIQI, Tony	5/-	XXX	XXX	...	XXX	XXX	XXX
32	LAWRENCE, M.	8/6	START	START	START	START	XXX	START	XXX	START
20	LEMASTERS, W.	3/-	XXX	XXX	XXX	...
4D	MAKI, Cannon	4/-	XXX	XXX	XXX	XXX
42	MANN, Corey	3/-	XXX	XXX	XXX
79	MAYFIELD, Riley	8/8	START	START	START	START	START	START	START	START
0F	MCCLAIN, K.	8/8	START	START	START	START	START	START	START	START
41	MCDONALD, C.	8/5	START	START	START	XXX	START	START	XXX	XXX
23	MEANS, Connor	5/-	XXX	XXX	XXX	XXX	XXX
39	MOORE, Jameel	2/-	XXX	XXX
44	MOORE, Sid	6/1	START	XXX	XXX	XXX	XXX	...	XXX	...
30	MOORE, Trevor	8/-	XXX	XXX	XXX	XXX	XXX	XXX	XXX	XXX
60	MOSE, Sosaia	7/5	START	START	...	XXX	XXX	START	START	START
4	MUHAMMAD, K.	8/8	START	START	START	START	START	START	START	START
68	MUNDEN, Chett	1/-	XXX
71	MURRAY, Jordan	8/8	START	START	START	START	START	START	START	START
17	OZUGWU, Joe	6/-	XXX	...	XXX	XXX	...	XXX	XXX	XXX
52	PAHINUI, Jevin	1/-	XXX
9C	PATTERSON, B.	4/-	XXX	XXX	XXX	XXX
88	PIRTLE, Jason	7/-	...	XXX	XXX	XXX	XXX	XXX	XXX	XXX
27	PRESTON, Ashton	8/6	START	START	XXX	START	START	XXX	START	START
24	ROBINSON, T.	8/-	XXX	XXX	XXX	XXX	XXX	XXX	XXX	XXX
0B	RUTHERFORD, O.	5/-	XXX	XXX	XXX	XXX	XXX
31	SANDERS, Makyle	7/-	XXX	...	XXX	XXX	XXX	XXX	XXX	XXX
19	SHANBOUR, Quinn	8/-	XXX	XXX	XXX	XXX	XXX	XXX	XXX	XXX
1	SMILEY, Turner	8/3	START	START	START	XXX	XXX	XXX	XXX	XXX
87	SMITH, Kelvin	8/8	START	START	START	START	START	START	START	START
21	SMITH, Nic	8/-	XXX	XXX	XXX	XXX	XXX	XXX	XXX	XXX
9A	STRAUBMUELLER, K	5/-	XXX	XXX	XXX	XXX	XXX
15	TAAALO, T.J.	8/1	XXX	XXX	XXX	XXX	XXX	START	XXX	XXX
78	THOMAS, Jalen	7/-	XXX	...	XXX	XXX	XXX	XXX	XXX	XXX
25	TUCKER, Andrew	8/-	XXX	XXX	XXX	XXX	XXX	XXX	XXX	XXX
11	UMEAKUANA, N.	3/-	XXX	XXX	XXX
18	WHEELER, Joshua	7/6	...	XXX	START	START	START	START	START	START
3	WILSON, Jeffery	8/8	START	START	START	START	START	START	START	START
77	WOODWORTH, Elex	8/8	START	START	START	START	START	START	START	START
49	YOUNG, Roderick	8/8	START	START	START	START	START	START	START	START