



North Texas Football

Assistant Athletic Director of Communications (Football contact): Jordan Stepp
 Phone: (805) 551-8648 • Email: jordan.stepp@unt.edu

Website: MeanGreenSports.com • Facebook: Facebook.com/MeanGreenFB • Twitter: @MeanGreenFB • Instagram: @MeanGreenFB • #GMG • #NewDenton

2017 SCHEDULE

Overall: 4-2 • C-USA: 3-0

DATE	OPPONENT	TIME/RESULT
9/2	vs. Lamar ~ ESPN 3	W, 59-14
9/9	at SMU ~ ESPN 3	L, 54-32
9/16	at Iowa ~ ESPN 2	L, 31-14
9/23	vs. UAB*~ bein sports	W, 46-43
9/30	at Southern Miss*~ CUSA.TV	W, 43-28
10/14	vs. UTSA*~ CW33/ ESPN 3	W, 29-26
10/21	at Florida Atlantic*~ ESPN 3	4 p.m.
10/28	vs. Old Dominion*~ ESPN 3	5:30 p.m.
11/4	at Louisiana Tech*~	2:30 p.m.
11/11	vs. UTEP*~ ESPN 3	4 p.m.
11/18	vs. Army~ bein sports	5:30 p.m.
11/25	at Rice*~ ESPN 3	12 p.m.

*Denotes Conference USA Contest, ~ Mean Green Sports Network (radio). All Game Times Listed in CT and are subject to change

By The Numbers

37.2

Through six games, the Mean Green are averaging 37.2 points per game, which leads C-USA. North Texas averaged 24.8 ppg last season, which was a jump of 9.6 from 2015 prior to Seth Littrell's arrival in Denton.

393


Redshirt sophomore WR Jalen Guyton caught eight passes for 182 yards and two TDs in the win over UTSA last week and has 22 catches for 393 yards and three TDs in his last two games.

3

Sophomore QB Mason Fine has thrown for 300-plus yards three times this season after completing 20-of-34 passes for 354 and three TDs in the win over UTSA last week.

122

Senior K Trevor Moore has made 122 consecutive extra points heading into week 8, a school record. He is also holds the school record for most PATs made in a career.

@MeanGreenFB   

North Texas

MEAN GREEN (4-2, 3-0 C-USA)



North Texas (4-2, 3-0 C-USA) hits the road to take on Conference USA East division co-leaders Florida Atlantic (3-3, 2-0 C-USA) in a key matchup Saturday at 4 p.m. CT at FAU Stadium. The Mean Green won a thriller in Denton against rival UT San Antonio, 29-26, while Florida Atlantic enters week eight after a bye week. FAU defeated Old Dominion on the road in Norfolk, Virginia, 58-28 on Oct. 7 to pick up their second conference win of the year.

Saturday's game will be broadcast live on ESPN3 with Frank Forte (pxp) and Fred O'Connor (analyst) as well as on the radio on the Mean Green Sports Network with Dave Barnett (pxp) and Hank Dickenson (analyst).

North Texas at Florida Atlantic

Date.....Sat., Oct. 21 | 4 p.m. CT
 Venue FAU Stadium
 Location Boca Raton, Florida
 Live Stats .. MeanGreenSports.com
 Live Tweets @MeanGreenFB
 TV ESPN3
 Radio KHYI 95.3 FM
 KNTU 88.1 FM
 KGAF 1580 AM
 Series FAU leads 6-4
 Last Meeting ... North Texas 31, Florida Atlantic 10, Nov. 8, 2014 in Denton.

Florida Atlantic

OWLS (3-3, 2-0 C-USA)



North Texas' Top Storylines, Streaks & Trends

Next Up

The Mean Green return home to Denton to host Old Dominion. That game kicks off at 5:30 p.m. CT from Apogee Stadium and will be broadcast live on ESPN3 and the Mean Green Sports Network.

98 Problems, But No Timeouts Ain't One

North Texas trailed UT San Antonio 26-22 with 1:07 to play. A UTSA punt pinned the Mean Green at their own two yard-line with no timeouts remaining.

Sophomore quarterback Mason Fine (Locust Grove, Oklahoma) completed 5-of-6 passes for 98 yards and a touchdown, including a 49-yard strike to sophomore Michael Lawrence (Sweetwater, Texas) and the 22-yard touchdown pass to Rico Bussey, Jr. (Lawton, Oklahoma) with just 10 seconds remaining to secure the win.

The 98-yard drive was the longest of the season for the Mean Green.

Fine Getting Noticed

Sophomore quarterback Mason Fine (Locust Grove, Oklahoma) had quite the week in

the win over UT San Antonio, totaling four touchdowns while completing 20-of-34 passes for 354 yards. He also orchestrated a 98-yard game-winning drive with 1:07 to play, culminating in a 22-yard touchdown pass to Rico Bussey, Jr. (Lawton, Oklahoma).

Fine was named C-USA Offensive Player of the Week for the first time in his career.

* It marked the fourth time in seven weeks that a Mean Green student-athlete was named Offensive Player of the Week, and third consecutive time it has happened (save for the bye week). Running back Jeffery Wilson (Elkhart, Texas) has earned the distinction twice, while Jalen Guyton (Allen) did so in week five.

* Fine was also named as a finalist for The Manning Award "Star of the Week," as well as the Davey O'Brien Award's "Great Eight" list.

Starting Conference Play Off Right

After the win last week over UT San Antonio, the Mean Green are 3-0 to start

conference play for the first time since 2004 (Sun Belt).

North Texas sits alone atop the Conference USA West division standings, and with five conference games remaining, control their own destiny.

Road Success

North Texas defeated Southern Miss in Hattiesburg in their last road game to pick up their first road win since a 35-18 triumph at Army in West Point, New York, last season. The win on Sept. 30 snapped a five-game losing streak on the road for the Mean Green.

First Downs

North Texas has posted 141 first downs over the first five games, and their 23.5 first downs per game ranks the best in Conference USA.

* The Mean Green had 19 first downs last week in the win over UT San Antonio.

Score!

The Mean Green are averaging 37.2 points per game through six games, which leads Conference USA and ranks 25th in the country.

* North Texas averaged 24.8 ppg in 2016, taking a 12.4 ppg jump in 2017.

* The Mean Green made a 9.6 ppg jump in 2016, head coach Seth Littrell's first season in Denton.

Explosive Plays

The Mean Green had nine plays of 15-yards or more from scrimmage last week against UT San Antonio in the win.

* Sophomore quarterback Mason Fine completed eight passes of 15 yards or more, including three passes of 30 or more yards. He connected with redshirt sophomore receiver Jalen Guyton (Allen) on plays of 77 and 32 yards, both for scores, and a 49-yard connection with sophomore receiver Michael Lawrence (Sweetwater, Texas).

* Fine has thrown 10 touchdown passes of 20 or more yards this season, including three last week in the win over UTSA

* Senior running back Jeffery Wilson (Elkhart, Texas) had a 35-yard scamper last week against UTSA and now has nine runs

of 30-plus yards on the season.

Wilson's Success Drives Mean Green

Mean Green senior running back Jeffery Wilson (Elkhart, Texas), two-time Conference USA Player of the Week (weeks one and four), carried 16 times for 83 yards last week in the win over UT San Antonio. Wilson ranks inside the top 10 nationally in rushing yards per game) and three categories in the top 15 (rushing TDs, rushing yards per carry and rushing yards).

* Wilson now has 109 carries for 749 yards and nine touchdowns this season through six games and is on pace for 1,498 yards and 18 touchdowns over the course of a 12 game season. That would rank as the fourth-best in school history in a single season in yardage and second-best in program history in rushing touchdowns.

* Wilson was held without a rushing score last week against UTSA, which ended a streak of six consecutive games with at least one, dating back to the Zaxby's Heart of Dallas Bowl in 2016.

* The 30 carries Wilson had on Sept. 30 against Southern Miss are the most by anyone in Conference USA this season in a single game.

* Wilson is the leader in C-USA in rushing with 124.8 yards per game, which is eighth nationally, leads the conference in rushing yards (749), which ranks 12th in the country and is 13th nationally in rushing touchdowns (nine), which is second in C-USA, behind this week's opponent, Florida Atlantic's Devin Singletary.

* His 6.87 yards per carry ranks 14th-best in the nation and he is second in C-USA, behind Florida Atlantic's Greg Howell, who has 56 carries.

* His 211-yard performance in week four tied for the third-best in the nation that week, and is the 21st-best rushing performance this season.

* Wilson has rushed for 2,739 yards in his career, which places him fifth in school history.

* Wilson is 381 yards from Ja'Quay Wilburn's (1997-00) fourth spot.

* Wilson is in sixth in school history in rushing touchdowns (25) and is just one behind Ken Bahnsen (1950-52) for fifth.

* Last season Wilson finished with 169 carries for 936 yards and 14 touchdowns, which were career highs for a single season in just 11 games.

Mason More Than Fine

Sophomore quarterback Mason Fine (Locust Grove, Oklahoma) completed 20-of-34 passes for 354 yards and three touchdowns last week in the win over UT San Antonio. Fine has completed 122-of-197 passes (61.9 percent) for 1,796 yards with 14 touchdowns and five interceptions.

* Fine is on pace to throw for 3,592 yards and 28 touchdowns in a 12-game season, which would put him first (single-season passing yards) and second (single-season passing touchdowns) in program history.

* Fine leads Conference USA in passing yards per game (299.3) and in passing yards (1,796).

* He has thrown for multiple touchdowns in a game five times this year (each of the first two weeks, vs. Lamar, and at SMU, vs. UAB, at Southern Miss and last week vs. UTSA). He has now thrown a touchdown pass in his last six games.

* Fine's 14 touchdown passes through six games surpass his output from 10 games last season (six). The 14 touchdown passes also rank best in Conference USA and 20th in the nation.

* His 156.89 pass efficiency rating is also second-best in the conference and 17th-best in the country.

* Fine's 1,796 passing yards through six games surpass his passing yardage from 2016 (10 games played, 1,572 yards).

* Fine moved into eighth place in program history in career passing yards (3,368) with his 354-yard performance in last week's win over UTSA, passing Vidal Carlin (1965-66). Fine is 613 yards behind the seventh spot, held by Jason Mills (1994-97).

* Fine also moved into ninth in program history in career completions (277), passing Vidal Carlin (276).

MEDIA AVAILABILITY FOR WEEK 8

16	17	18	19	20	21	22
No Media Availability	Practice at Athletic Center 8:55 a.m. Seth Littrell Press Conference 11:30 a.m. Team Meeting Room, Ground floor of Athletic Center Only day for player availability immediately following press conference	Practice at Athletic Center Seth Littrell available for out of town media No player availability	Walk through at Athletic Center No player availability	Practice at Athletic Center Travel to Boca Raton, Florida No player availability	Kickoff vs. Florida Atlantic at 4 p.m. CT	Player Conditioning at the Athletic Center

NORTH TEXAS MEDIA SERVICES

Who to contact:

Jordan Stepp: 940-369-8329 (Office)
805-551-8648 (Cell)
E-mail: jordan.stepp@unt.edu

Eric Capper: 940-565-2476 (Office)
940-367-0727 (Cell)
E-mail: eric.capper@unt.edu

Practice Coverage

Media has limited access to North Texas football practice. The media may view the first 20 minutes of practices on Tuesday and Wednesday. The remaining practice is closed to all media and fans.

Credentials For Media

Those wishing to cover North Texas must contact Jordan Stepp for credentials for home and away games.

Tuesday Press Conference

Head coach Seth Littrell's weekly media availability for local media will be conducted at a press conference on Tuesday in the Team Meeting Room on the bottom floor of the Athletic Center following practice around 11:30 a.m.

Post-Practice Interviews

Interviews following practice on Tuesday will be conducted only for requested players. **Requests for players should be made in advance through the athletic communications office by Monday at 12 p.m.** Special exemptions may be granted to those media wishing to interview a specific student-athlete before practice or on a different day at the discretion of the athletic communications office.

All out of town media with requests for Coach Littrell, assistant coaches or players must contact Jordan Stepp.

Post-Game Interviews

The North Texas locker room is closed to all members of the media. Head coach Seth Littrell and requested players will be available for interviews following a brief cooling off period. Postgame interviews at Apogee Stadium will be held in the team meeting room in the Athletic Center.



COLLEGEPRESSBOX.COM IS THE OFFICIAL MEDIA WEBSITE FOR DIVISION I FOOTBALL. ACCESS AND DOWNLOAD WEEKLY GAME NOTES, QUOTES, STATISTICS, MEDIA GUIDES, HEADSHOTS, LOGOS AND MORE FOR EACH CONFERENCE AND ITS MEMBER SCHOOLS. LOGIN INFORMATION WILL BE DISTRIBUTED TO ACCREDITED MEDIA OR YOU CAN APPLY FOR A PASSWORD BY SENDING AN E-MAIL TO PASSWORD@COLLEGEPRESSBOX.COM.

* Fine is 23 passing attempts shy of 10th place in school history for his career. The sophomore has 458 through 16 games, and trails Riley Dodge (2008-10).

* Fine's 424-yard performance in week two at SMU was the sixth-best in program history and the best since Giovanni Vizza threw for 478 against Navy in 2007. Fine is one of eight players in Mean Green history to have thrown for 400 yards or more.

- 1. Daniel Meager vs. SMU, 2007 601
- 2. Steve Ramsey vs. La.-Lafayette, 1969 495
- 3. Mitch Maher vs. SFA, 1994 486
- 4. Giovanni Vizza vs. Navy, 2007 478
- 5. Steve Ramsey vs. Cincinnati, 1968 433
- 6. **Mason Fine at SMU, 2017 424**

* Fine's 424-yard performance at SMU remains the most passing yards in a single game this season in Conference USA.

* After his 354-yard performance last week in the win over UTSA, Fine has 10 200-yard passing games in his career, which is the fifth-most in school history surpassing Scott Davis (1987-90), who had nine.

* Fine's four career 300-yard passing games tie for the third-most in school history, along with Giovanni Vizza (2007-08) and Mitch Maher (1991-94). He has three such games in 2017, in six appearances.

* Fine's 60.5 career completion percentage ranks third in school history for players with a minimum of 200 completions (Fine has 276).

- 1. Riley Dodge (311-481), 2008-10 64.7
- 2. Jordan Case (218-354), 1977-79 61.6
- 3. **Mason Fine (277-458), 2016-17 60.5**

NORTH TEXAS QUICK FACTS

LOCATION	DENTON, TEXAS
FOUNDED	1890
PRESIDENT	DR. NEAL SMATRESK
ENROLLMENT	38,121
FOUNDED	1890
ATHLETIC DIRECTOR	WREN BAKER
NICKNAME	MEAN GREEN
COLORS	GREEN AND WHITE
HOME FIELD	APOGEE STADIUM
CAPACITY	30,850
SURFACE	ARTIFICIAL
FIRST YEAR OF FOOTBALL	1913
YEARS OF FOOTBALL	103
CONFERENCE	CONFERENCE USA
HEAD COACH	SETH LITTRELL
OVERALL RECORD	9-10 (2ND SEASON)
RECORD AT NORTH TEXAS	9-10 (2ND SEASON)
PRIMARY OFFENSE	SPREAD
PRIMARY DEFENSE	MULTIPLE

MEAN GREEN TEAM RECORD

OVERALL	502-499-33
HOME	270-149-12
AWAY	229-343-21
NEUTRAL	3-6
SINCE DIV. I-A (1995)	90-174
APOGEE STADIUM RECORD	23-14

VERSUS OTHER FBS CONFERENCES

AAC	1-2
ACC	0-4
BIG EAST	0-1
BIG 12	7-58
BIG 10	1-3
CONFERENCE USA	48-69-1
INDEPENDENT	3-4
MID-AMERICAN	3-5
MOUNTAIN WEST	7-15
PAC-12	2-4
SEC	3-37
SUN BELT	41-46
WAC	34-75-2

CURRENT TEAM STREAKS

WINS	3
HOME WINS	4
AWAY WINS	1
C-USA WINS	3
LOSSES	0
HOME LOSSES	0
AWAY LOSSES	0
NON-CONFERENCE WINS	0
NON-CONFERENCE LOSSES	2

THE MEAN GREEN

ALL NORTH TEXAS ATHLETIC TEAMS ARE REFERRED TO AS "NORTH TEXAS" AND THE "MEAN GREEN." **DO NOT** USE THE TERMS "NORTH TEXAS STATE," OR "EAGLES", TO DESCRIBE A NORTH TEXAS ATHLETIC TEAM.

MEAN GREEN'S RECORD IN 2017 WHEN:

LEADING AT THE HALF.....	2-1
TRAILING AT THE HALF.....	2-1
TIED AT THE HALF.....	0-0
LEADING AFTER THREE QUARTERS.....	3-0
TRAILING AFTER THREE QUARTERS.....	1-2
TIED AFTER THREE QUARTERS.....	0-0
SCORING FIRST.....	2-2
OPPONENT SCORES FIRST.....	2-0
RUNNING MORE PLAYS THAN OPPONENT..	4-0
OPPONENT RUNS MORE PLAYS.....	0-2
SAME NUMBER OF PLAYS.....	0-0
COMMITTING MORE TURNOVERS.....	1-1
COMMITTING LESS TURNOVERS.....	2-0
TURNOVERS ARE EVEN.....	1-1
COMMITTING AT LEAST TWO TURNOVERS..	2-2
WINNING TIME OF POSSESSION.....	3-1
OPPONENT WINS TIME OF POSSESSION....	1-1
RUNNING 70 OR MORE OFF. PLAYS.....	3-1
RUNNING LESS THAN 70 OFF. PLAYS.....	1-1
RUSHING FOR 150 YARDS OR MORE.....	3-0
RUSHING FOR LESS THAN 150 YARDS.....	1-2
PASSING FOR 200 YARDS OR MORE.....	4-1
PASSING FOR LESS THAN 200 YARDS.....	0-1
PASSING % IS OVER 55%.....	3-2
PASSING % IS LESS THAN 55%.....	1-0
THIRD DOWN CONV. IS OVER 40%.....	3-0
THIRD DOWN CONV. IS LESS THAN 40%....	1-1
THIRD DOWN CONV. IS 40%.....	0-1
GAINING MORE TOTAL YARDS THAN OPP..	4-0
GAINING LESS TOTAL YARDS THAN OPP.....	0-1
PLAYING AT HOME.....	3-0
PLAYING ON THE ROAD.....	1-2
PLAYING ON NATURAL GRASS.....	0-0
PLAYING ON ARTIFICIAL SURFACE.....	4-2

UNDER HEAD COACH SETH LITRELL:

LEADING AT THE HALF.....	6-1
TRAILING AT THE HALF.....	3-9
TIED AT THE HALF.....	0-0
LEADING AFTER THREE QUARTERS.....	7-0
TRAILING AFTER THREE QUARTERS.....	1-10
SCORING FIRST.....	4-3
OPPONENT SCORES FIRST.....	5-7
RUNNING MORE PLAYS THAN OPPONENT..	6-3
OPPONENT RUNS MORE PLAYS.....	3-7
SAME NUMBER OF PLAYS.....	0-0
COMMITTING MORE TURNOVERS.....	3-5
WINNING TURNOVER MARGIN.....	4-2
TURNOVERS ARE EVEN.....	2-3
COMMITTING AT LEAST TWO TURNOVERS..	4-6
WINNING TIME OF POSSESSION.....	5-2
OPPONENT WINS TIME OF POSSESSION....	4-8
RUNNING 70 OR MORE OFF. PLAYS.....	6-4
RUNNING LESS THAN 70 OFF. PLAYS.....	3-6
RUSHING FOR 150 YARDS OR MORE.....	7-1
RUSHING FOR LESS THAN 150 YARDS.....	2-9
RUSHING FOR 200 YARDS OR MORE.....	5-0
PASSING FOR 200 YARDS OR MORE.....	7-6
PASSING FOR LESS THAN 200 YARDS.....	2-4
PASSING % IS OVER 55%.....	5-7
PASSING % IS LESS THAN 55%.....	4-3
THIRD DOWN CONV. IS OVER 40%.....	5-3
THIRD DOWN CONV. IS LESS THAN 40%....	3-5
THIRD DOWN CONV. IS 40%.....	1-2
SCORING 20 POINTS OR MORE.....	9-5
SCORING 30 POINTS OR MORE.....	7-2
SCORING 40 POINTS OR MORE.....	5-0
HOLDING OPP. TO 10 POINTS OR LESS.....	0-0
HOLDING OPP. TO 20 POINTS OR LESS.....	3-0
GAINING MORE TOTAL YARDS THAN OPP..	6-1
GAINING LESS TOTAL YARDS THAN OPP.....	3-8
PLAY AT HOME.....	6-3
PLAYING ON THE ROAD.....	3-6
NEUTRAL SITE.....	0-1

* His career passing efficiency rating of 132.30 ranks first in program history.

- | | |
|-------------------------------|---------------|
| 1. Mason Fine, 2016-17 | 132.30 |
| 2. Scott Hall, 2000-04 | 132.26 |
| 3. Mitch Maher, 1991-94 | 128.56 |
| 4. Scott Davis, 1987-90 | 126.44 |
| 5. Derek Thompson, 2009-13 | 126.27 |
| 6. Riley Dodge, 2008-10 | 125.71 |

Big-Play J-G

Redshirt sophomore wide receiver Jalen Guyton (Allen) caught eight passes for 182 yards and two touchdowns in the win over UT San Antonio.

* Guyton was added to the Biletnikoff Award Watch List this week.

* Guyton has amassed 22 catches for 393 yards and three touchdowns in his last two appearances.

* Guyton was named Conference USA co-Offensive Player of the Week for his performance on Sept. 30 at Southern Miss. Guyton's 14 catches (and 211 yards) were the most in a single game for the Mean Green since Carlos Harris' 15 grabs for 216 yards against Southern Miss in 2014. It is also the most catches by anyone in C-USA this year.

* Guyton's 211 yards were the ninth-most in a single game in school history and the 14 catches ties several players for fourth-most in school history in a single game.

* Guyton leads the team in receiving yards with 626 on 32 catches (19.6 yards per catch) and has seven touchdowns.

* Guyton's seven receiving touchdowns through six games would have been the highest touchdown total for a Mean Green receiver in 2016 (six players tied for the team lead with two).

* He is the conference lead in touchdown grabs, which also ties for third nationally.

* Guyton is averaging 104.3 yards per game receiving, which is best in C-USA and 11th in the country.

* His 626 receiving yards rank ninth in the country and lead C-USA.

* Guyton is on pace for 1,251 receiving yards and 14 touchdowns over the course of 12 games. That would rank second in

school history (receiving yards) for a single-season and tie for second in program history (receiving touchdowns).

* Guyton began his career at Notre Dame before transferring to Trinity Valley Community College.

* Guyton caught 45 passes for 968 yards and 12 touchdowns in 2016 at Trinity Valley.

McClain Leads Mean Green Defense

A preseason All-Conference USA selection for the second consecutive year, senior safety Kishawn McClain (Rosenberg, Texas) garnered second team All-Conference honors in 2016 in Conference USA. For the second straight season, McClain led the team in tackles with 91 (67 solo) to go along with one-and-a-half sacks, five tackles for loss, three interceptions, two forced fumbles and three pass break-ups in 13 appearances.

* McClain recorded a team and season-high nine tackles, one for loss, in the win against UT San Antonio and has a total of 36 stops (2.5 for loss), an interception and two pass break-ups in 2017.

* McClain had double-digit tackles four different times in 2016.

Moore, Moore, Moore

Senior kicker Trevor Moore holds the school record for most consecutive made extra points, and just set the record for most career PATs (122). The Edmond, Oklahoma, native pushed his school record to 122 straight made PATs after going 2-for-2 last week in the win over UT San Antonio. Moore has never missed an extra point attempt in his career. Moore broke the record of 61 straight that was previously held by Keith Chapman (1987-89) last season.

* Moore made his only field goal attempt of the game in the win over UTSA, a 23-yarder. Moore is 10-of-11 on field goals this season, with his only miss coming at Iowa when he had his kick blocked.

* Moore has one Conference USA Special Teams Player of the Week honor this season, after converting on all four field goals, all four extra points, posting five touchbacks and he even recovered a fumble on the final play of the game against UAB in week four.

* Moore holds the school record for career field goal percentage (78.2 percent).

2017 Conference USA Standings

	CONFERENCE			OVERALL		
	W	L	PCT.	W	L	PCT.
EAST						
Marshall	2	0	1.000	5	1	.833
Florida Atlantic	2	0	1.000	3	3	.500
WKU	2	1	.667	4	2	.667
FIU	2	1	.667	4	2	.667
Middle Tennessee	1	2	.333	3	4	.429
Old Dominion	0	2	.000	2	4	.333
Charlotte	0	3	.000	0	7	.000
WEST						
North Texas	3	0	1.000	4	2	.667
UAB	2	1	.667	4	2	.667
Southern Miss	2	1	.667	3	2	.667
LA Tech	1	1	.500	3	3	.500
Rice	1	1	.500	1	5	.167
UTSA	0	2	.000	3	2	.600
UTEP	0	3	.000	0	7	.000

* He also holds the program record for field goal percentage in a season (88.2 percent in 2014).

* Moore sits atop eight statistical categories in school history. In addition to field goal percentage in a single season and career and most consecutive extra points made, Moore also is the leader in extra point percentage in a single season and career (100 percent), extra points made in a single game (11 against Nicholls in 2014) and field goals made in a single game (five against SMU in 2014). His 122 extra points made are now the most in school history, passing Nick Bazaldua's (2002-05) 121.

* Moore ranks in the top three in three other North Texas statistical categories, and is fourth among active Football Bowl Subdivision kickers in consecutive extra points made. The senior aims to wrap his career as the most decorated kicker in school history.

Most Consecutive Extra Points Made (active NCAA FBS kickers)

1. Daniel Carlson, Sr., Auburn – 169
2. Sean Nurenberger, Sr., Ohio State – 148
3. Aaron Medley, Sr., Tennessee – 132
4. Trevor Moore, Sr., North Texas – 122

Muhammad Leading The Way

Sophomore safety Khairi Muhammad (Dallas) posted eight tackles, one for loss, in

the win against UT San Antonio.

* Muhammad leads the team in tackles with 52 total tackles (22 solo) with a sack, three tackles for loss, a forced and recovered fumble.

* Those 52 tackles are tied for seventh-best in Conference USA.

#TheStandard

Sophomore wide receiver Michael Lawrence (Sweetwater, Texas) caught five passes for 86 yards last week in the win against UT San Antonio and is second on the team in receptions with 22, for 340 yards and two touchdowns (15.5 yards per catch). His 49-yard catch on the game-winning drive helped put the Mean Green in position to score the winning touchdown.

* He caught just one pass for 16 yards as a freshman last year.

Bussey Finds The End Zone

Sophomore receiver Rico Bussey, Jr. (Lawton, Oklahoma) caught two passes for 32 yards and the game-winning touchdown last week against UT San Antonio.

* Bussey's 22-yard touchdown grab in the final minute, came with 10 seconds to play to cap off an improbable 98 yard drive.

* Bussey has 13 catches for 131 yards and two

touchdowns in 2017.

Ejiya Keeps Making Stops

Redshirt junior linebacker E.J. Ejiya (Blaine, Minnesota) recorded eight tackles and half a sack in the win against UT San Antonio. He has a team-high 4.5 sacks on the season.

* Ejiya has 45 total tackles, which ranks second-best on the team and 6.5 tackles for loss.

* Ejiya also leads the team in sacks, with 4.5. Those 4.5 are the first of Ejiya's collegiate career.

* Ejiya's 4.5 sacks are tied for fifth in Conference USA.

Jenkins Stepping Up

Senior corner Eric Jenkins (New Orleans) posted a career-high seven tackles in the win last week over UT San Antonio. His previous high was four tackles, set vs. Lamar on Sept. 2.

Garner Sets Season-High

Redshirt junior linebacker Brandon Garner (Mansfield, Texas) made a season-best seven tackles in the win over UT San Antonio last week.

Young Man Blues

Junior defensive lineman Roderick Young (Spring, Texas) posted three tackles and a

quarterback hurry in the win against UT San Antonio last week.

* Young now has 20 tackles on the season, 2.5 for loss, a sack and six quarterback hurries in six starts.

Patterson Punts

Redshirt freshman Blake Patterson (Round Rock, Texas) punted for the first time in his Mean Green career last week in the win over UT San Antonio,

* Patterson averaged 39.0 yards per attempt on four punts, including a long of 51 and two inside the 20.

Hall's Strong Season

Junior corner Kemon Hall (Calhoun City, Mississippi) had four tackles and a pass break-up last week in the win against UT San Antonio.

* Hall transferred to North Texas after two seasons at Itawamba Community College.

* Hall has 34 tackles, an interception, five pass break-ups and a forced fumble in six appearances in his first season in Denton, all starts.

Littrell's Second Year Boost

Prior to his arrival in Denton Littrell was an offensive coordinator in three stops throughout his career. Each time his offense hit year two, there was an uptick in total offense and points per game. That is certainly the plan for the Mean Green offense, which was much improved in Littrell's first season at the helm.

* Through six games of year two in Denton, Littrell's team is averaging 37.2 points per game and they hung 59 on Lamar in the season-opener, the most points scored under Littrell. The Mean Green have topped 40 points on three occasions this season after doing so twice in 2016.

* The Mean Green also posted a school-record 668 yards of total offense (436 on the ground) in week one and are averaging 499.2 yards of total offense per game (12th-best in the nation).

* When Littrell took over as co-offensive coordinator at Arizona, the Wildcats ranked 53rd nationally in scoring at 28.2 points per game, 24th in total offense (439.4 per

game) and ninth in passing yardage (307.7 per game). Year two saw the Arizona offense score 2.6 points per game more (30.8), and the team improved to the third-best team in the country in terms of passing yardage (370.8 yards per game), as well as a 37-spot improvement in total offense (465.2).

* At Indiana in 2012, the Hoosier offense finished 51st in scoring offense (30.8 points per game), 17th in passing offense (311.2) and 34th in total offense (442.0). The Hoosiers then spiked all the way up to 16th nationally in scoring (38.4 points per game), increasing their output by 7.6 points each game. The passing yards per game actually decreased in 2013, however the total offensive output increased by 66.5 yards per game, and finished ninth in the nation in that category.

* At North Carolina the Tar Heels ranked 36th nationally in scoring offense at 33.2 points per game in 2014, while posting 429.8 yards per game of total offense (45th best in the country) and 278.4 yards per game in passing offense (27th in the nation). In 2016, the Heels improve immensely in one of the program's most successful seasons in its history. North Carolina went 11-1 before Littrell's was hired by the Mean Green on the day of the ACC Championship game. An 8.9 points per game jump (41.2 through 12 games) saw the Heels rank 11th in the country at that time. A 65.9 yards per game increase in total offense saw North Carolina leap 29 spots in the national rankings to 16th. Like his second-year squad in Bloomington, Littrell's offense saw a more balanced attack, achieving that total offensive bump with a slightly decreased production in passing yardage per game.

Tough Sledding

There are six teams that reached bowl games a year ago on the Mean Green's 2017 schedule; Iowa, Southern Miss, UTSA, Old Dominion, Louisiana Tech and Army.

* After winning 29-26 over UTSA on Oct. 14, the Mean Green are 2-1 against such opponents (lost to Iowa on Sept. 16 and beat Southern Miss on Sept. 30).

Halftime Leads (Usually) Equal Success

North Texas is 6-1 under head coach Seth Littrell in games where they lead at halftime after winning in week four against UAB. North Texas held a 30-14 halftime lead.

* The only loss came after failing to hold on to a 14-10 lead at Iowa on Sept. 16.

* Conversely, they are 3-9 when trailing at the break. The three wins in Littrell's tenure when trailing at the half came last week against UT San Antonio (trailed 17-16) and on Sept. 30 with a win at Southern Miss (trailed 21-17) and against Rice in 2016.

That's Offensive

The Mean Green remain atop the conference in total offense, averaging 499.2 yards per contest.

* That ranks 12th nationally and is the best in Conference USA.

* North Texas averaged 341.8 yards per game last season.

* The Mean Green are averaging 6.95 yards per play, which ranks 11th-best nationally.

* North Texas ranked 117th nationally each of the previous two seasons (5.08 yards per play in 2016 and 4.56 yards per play in 2015). The 2013 team that won the Heart of Dallas Bowl at 9-4, finished 63rd in that category at 5.61 yards per play.

Trailing After Three

North Texas picked up the first win of the Seth Littrell era when trailing after three quarters by beating UT San Antonio last week. The Mean Green are now 1-10 in this scenario.

Home Cooking

North Texas is now 6-3 at home during the Seth Littrell era after a 29-26 win over UT San Antonio last week. North Texas is 3-0 at Apogee Stadium in 2017.

* The Mean Green have won each of their last four home games, dating back to last season, when North Texas beat Southern Miss on Nov. 19, 2016.

Hey There, Hank, That Was A Long Throw

Sophomore quarterback Mason Fine (Locust Grove, Oklahoma) connected with redshirt sophomore receiver Jalen Guyton (Allen) for a 77-yard touchdown in the first quarter of the win over UT San Antonio last week.

* That marked the longest play of the 2017 season by the Mean Green, and the longest pass of Fine's career.

What's The Rush?

North Texas added one more touchdown on the ground in the win over UT San Antonio, giving the Mean Green 13 in 2017. They scored 24 rushing touchdowns in 2016.

* North Texas has the third-most rushing touchdowns in Conference USA.

* Prior to Littrell's arrival, the Mean Green reached the end zone only seven times that way in 2015.

Rushing Ahead

Despite North Texas being held to 87 yards rushing by UT San Antonio in the Mean Green's win last week, North Texas has been one of the best rushing teams in Conference USA.

* The Mean Green are averaging 5.15 yards per carry, which ranks 26th nationally.

* North Texas is averaging 194.2 yards per game, which ranks fourth in Conference USA. Florida Atlantic leads the conference (258.7).

* North Texas is 2-9 in games where they don't rush for 150 yards or more. The win last week over UTSA was the second such occurrence.

Opening Drive Success

The Mean Green have scored on their opening drive in five of their first six games thus far in 2017, after scoring a touchdown on the opening drive in the win over UT San Antonio. North Texas has scored four touchdowns and kicked one field goal over the course of the first six games on opening drives.

* North Texas failed to score, going three-and-out at Southern Miss on Sept. 30.

* The Mean Green only scored on their opening drive three times in 2016, all touchdowns; against Army in the Zaxby's Heart of Dallas Bowl, against Marshall and against Middle Tennessee.

#LetItFly

North Texas leads Conference USA in passing yards per game, at 305.0.

* The Mean Green also rank second in the conference in passing efficiency, at 155.7.

* North Texas has thrown 15 passing touchdowns, which leads C-USA.

Sack City

The Mean Green recorded one sack last week in the win over UT San Antonio, giving them 13 on the season, after posting 26 a year ago.

O-Line Improvement

North Texas has allowed just 14 sacks in its first six games (2.33 per game). Last season, North Texas surrendered 43 (3.31 per game).

Third Down Improvement

North Texas struggled in the early stages of 2017 on third downs on both sides of the ball. They were much-improved offensively, converting on 9-of-16 tries last week in the win over UT San Antonio, and took a step forward defensively as well, after they surrendered 4-of-14 (28.6 percent) to the Roadrunners.

* Offensively, North Texas is 33-for-82 (40.2 percent) on third downs. That is sixth in Conference USA.

* Defensively, opponents have converted 45-of-102 third downs (44.1 percent), which ranks 10th in C-USA.

Improvement In Discipline

North Texas committed just three penalties for 29 yards in the win, and the Mean Green have committed just 10 for 81 yards in their last three games after being penalized 13 times for 119 at Iowa.

Harrell Moves Upstairs

Offensive coordinator Graham Harrell has transitioned from an on-field position up into the press box for his second year in charge of the Mean Green offense.

What's In A (Nick) Name?

Four defensive players in Denton have some pretty interesting nicknames. Redshirt junior defensive tackle Ulaiasi Tauaalo (Keller, Texas) is affectionately known as Toala Bear, sophomore defensive lineman LaDarius Hamilton (Corrigan, Texas) goes by Hambone, senior linebacker Joshua Wheeler (Grand Prairie, Texas) is nicknamed Earl and freshman safety Tyreke Davis (Denton) is known by his teammates simply, as Denton.

Texas-Made

There are currently 86 players on the North

Texas roster who are from the state of Texas. 29 players are not from the Lone Star State, and the next highest representation comes from the north in Oklahoma, with eight.

Leadership Council

The Mean Green selected 12 members to their 2017 leadership council ahead of fall camp and the members are:

Sr. S Kishawn McClain (Rosenberg, Texas)
Sr. DB Dee Baulkman (Bainbridge, Georgia)
Soph. DE LaDarius Hamilton (Corrigan, Texas)
Jr. DL Roderick Young (Spring, Texas)
RS Sr. DE Andy Flusche (Muenster, Texas)
Sr. DE Tillman Johnson (Round Rock, Texas)
Sr. K Trevor Moore (Edmond, Oklahoma)
Jr. OL Jordan Murray (Coppell, Texas)
RS Soph. RB Christian Hosley (San Antonio)
Sr. RB Jeffery Wilson (Elkhart, Texas)
RS Jr. QB Quinn Shanbour (Oklahoma City)
RS Soph. WR Jalen Guyton (Allen, Texas)

New Faces/Enhanced Roles On Coaching Staff

North Texas had some attrition on the coaching staff following their successful 2016 season, as three were hired away by schools in the power five conferences. Key staff changes and additions for 2017 are listed below:

Defensive coordinator – Troy Reffett (was co-defensive coordinator in 2016)

Offensive line coach – Chuck Langston (was offensive coordinator at Lamar in 2016)

Linebackers coach – Jeff Koonz (was co-defensive coordinator/linebacker coach at Cincinnati in 2016)

Defensive line coach – Marc Yellock (was defensive line coach at East Carolina in 2015)

Special Teams coordinator – Marty Biagi (was special teams analyst at Notre Dame in 2016)

Quality Control – Tashard Choice (volunteer with the Mean Green in 2016)

GA (defense) – Kenny Buyers (played for the Mean Green from 2012-16)

GA (offense) – Herschel Sims (volunteer with the Mean Green in 2016)

GA (offense) – J.D. Perkins (intern/analyst with North Carolina in 2016)

Awards Watch

Biletnikoff Award – Redshirt sophomore wide receiver Jalen Guyton was named to the 2017 watch list for the Biletnikoff Award, presented to the nation's best receiver. Guyton was added to the list on Oct. 18 after

his strong start to 2017.

Paycom Jim Thorpe Award – Senior safety Kishawn McClain is on the 2017 watch list for the Thorpe Award, presented to the best defensive back in the country.

Campbell Trophy – Redshirt senior defensive end Andy Flusche is a semifinalist for the Campbell Trophy, the NFF announced earlier this week.

Wuerffel Award – Redshirt senior defensive end Andy Flusche is on the 2017 watch list for the Wuerffel Award, presented to the Football Bowl Subdivision player that best combines exemplary community service with athletic and academic achievement.

NFF National Scholar Athlete Award – Flusche is also on the watch list for the NFF National Scholar Athlete Award. The NFF Awards Committee will select a scholar-athlete class from all divisions of football, granting each winner \$18,000 towards postgraduate studies. Each class member will also be named a finalist for the prestigious William V. Campbell Trophy®, awarded to the nation's top scholar-athlete.

Earl Campbell Tyler Rose Award – Senior running back Jeffery Wilson is on the 2017 watch list for the Earl Campbell Tyler Rose Award, presented annually to the nation's outstanding Division I college offensive player who is either born in Texas, has graduated from a Texas high school or plays at a Texas-based junior college or four-year college. The player must also exhibit the enduring characteristics that define Earl Campbell, including integrity, performance, teamwork, sportsmanship, community, and tenacity. The award honors the legacy of Texas legend Earl Campbell and recognizes his home community of Tyler, Texas.

Tech Ties

Wide receivers coach Joel Filani was teammates at Texas Tech with North Texas offensive coordinator and former Red Raider quarterback Graham Harrell for two seasons. During their two years together, Mean Green head coach Seth Littrell was the running backs coach in Lubbock.

#NFLMeanGreen

There are currently three former Mean Green players on National Football rosters; linebacker Craig Robertson (New Orleans Saints), fullback Jamize Olawale (Oakland

Raiders) and running back Lance Dunbar (Los Angeles Rams). Be sure to follow along with their progress throughout the NFL regular season with weekly updates from MeanGreenSports.com each Tuesday.

Follow @MeanGreenFB On Social Media

Be sure to follow Mean Green football on all of our social channels. Follow @MeanGreenFB on both Twitter and Instagram for inside looks at the program, and head to Facebook.com/MeanGreenFB for additional coverage throughout the remainder of the year.

JEFFERY WILSON



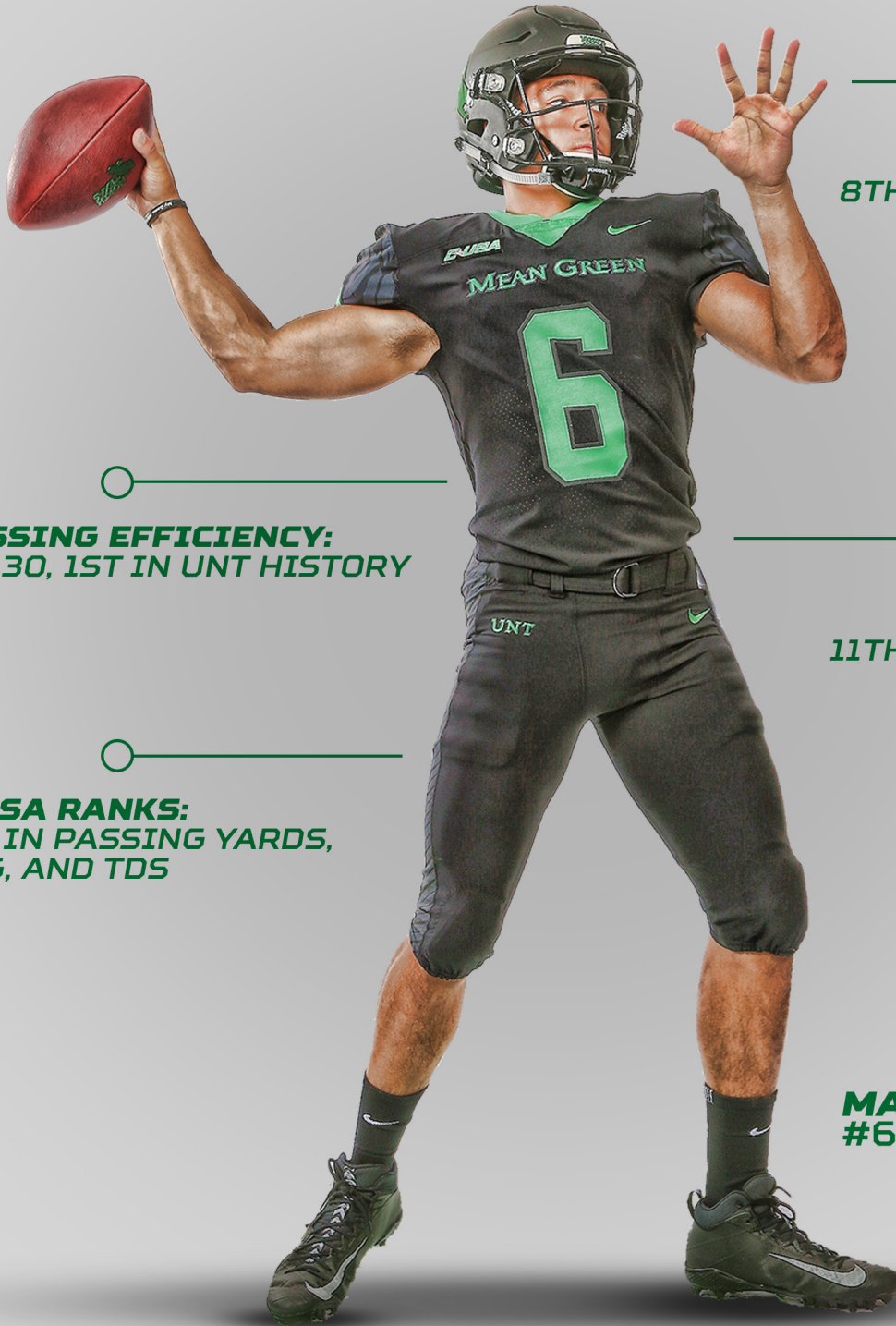
2017: 109 ATT, 749 YDS, 6.9 YPC, 9 TDs

2,739 TOTAL RUSH YDS: 5th IN UNT HISTORY

25 TOTAL RUSH TDs: 6th IN UNT HISTORY

#NewDenton

122 OF 197 ATT, 1,796 YDS, 14 TDS



**3,368 CAREER
PASSING YARDS,
8TH IN UNT HISTORY**

**PASSING EFFICIENCY:
132.30, 1ST IN UNT HISTORY**

**20 CAREER
PASSING TDS,
11TH IN UNT HISTORY**

**C-USA RANKS:
1ST IN PASSING YARDS,
YPG, AND TDS**

**MASON FINE
#6 QB**



The Last Time North Texas...

Scoring

Scored 30 or more points.....	43 at Southern Miss (9/30/17)
Scored 40 or more points.....	43 at Southern Miss (9/30/17)
Scored 50 or more points.....	59 vs. Lamar (9/2/17)
Scored 60 or more points.....	77 vs. Nicholls (9/20/14)

Total Offense

Had more than 400 total yards.....	441 vs. UTSA (10/14/17)
Had more than 450 total yards.....	540 at Southern Miss (9/30/17)
Had more than 500 total yards.....	540 at Southern Miss (9/30/17)
Had more than 600 total yards.....	668 vs. Lamar (9/2/17)

Rushing Offense

Rushed for 150 or more yards.....	174 at Southern Miss (9/30/17)
Rushed for 200 or more yards.....	287 vs. UAB (9/23/17)
Rushed for 250 or more yards.....	287 vs. UAB (9/23/17)
Rushed for 300 or more yards.....	436 vs. Lamar (9/2/17)
Rushed for 400 or more yards.....	436 vs. Lamar (9/2/17)

Passing Offense

Passed for 250 or more yards.....	354 vs. UTSA (10/14/17)
Passed for 300 or more yards.....	354 vs. UTSA (10/14/17)
Passed for 350 or more yards.....	354 vs. UTSA (10/14/17)
Passed for 400 or more yards.....	424 at SMU (9/9/17)
Passed for 500 or more yards.....	601 at SMU (9/8/07)

Scoring Defense

Allowed 0 points.....	0 vs. Troy (10/30/03)
Allowed 3 or fewer points.....	3 vs. Nicholls (9/20/14)
Allowed 7 or fewer points.....	6 vs. SMU (9/6/14)
Allowed 10 or fewer points.....	10 vs. Florida Atlantic (11/9/14)

Total Defense

Allowed fewer than 75 total yards.....	49 vs. Lamar (11/5/83)
Allowed fewer than 100 total yards.....	95 vs. Abilene Christian (9/5/92)
Allowed fewer than 150 total yards.....	147 vs. FIU (11/22/14)
Allowed fewer than 200 total yards.....	147 vs. FIU (11/22/14)
Allowed fewer than 250 total yards.....	147 vs. FIU (11/22/14)
Allowed fewer than 300 total yards.....	266 vs. Lamar (9/2/17)

Rushing Defense

Allowed 0 or fewer yards.....	-6 vs. Abilene Christian (9/5/92)
Allowed 20 or fewer yards.....	13 vs. Marshall (10/8/16)
Allowed 40 or fewer yards.....	13 vs. Marshall (10/8/16)
Allowed 60 or fewer yards.....	13 vs. Marshall (10/8/16)
Allowed 80 or fewer yards.....	13 vs. Marshall (10/8/16)
Allowed 100 or fewer yards.....	74 vs. UAB (9/23/17)

Passing Defense

Allowed 10 or fewer yards.....	7 vs. Abilene Christian (9/1/94)
Allowed 30 or fewer yards.....	27 vs. Nicholls (9/7/02)
Allowed 50 or fewer yards.....	45 vs. Army (9/18/10)
Allowed 100 or fewer yards.....	53 vs. Army (12/27/16)
Allowed 150 or fewer yards.....	53 vs. Army (12/27/16)
Allowed 200 or fewer yards.....	197 at Iowa (9/16/17)

Miscellaneous Team

UNT wins when holding opponents to 10 points or less.....	37 consecutive, last loss at Marshall 7-0 (11/25/88)
UNT wins when scoring 30 points or more.....	24, last win at Southern Miss (9/30/17)
Last shutout win.....	21-0 vs. Troy (10/30/03)

The Last Time North Texas...

Individual Rushing

Had a player rush for 100 or more yards	148 by Jeffery Wilson at Southern Miss (9/30/17)
Had 2 players rush for 100 or more yards.....	176 by Jeffery Wilson, 101 by Nic Smith vs. Lamar (9/2/17)
Had a player rush for 150 or more yards.....	211 by Jeffery Wilson vs. UAB (9/23/17)
Had a player rush for 200 or more yards	211 by Jeffery Wilson vs. UAB (9/23/17)
Had a player rush for 250 or more yards	251 by Brandin Byrd at Tulsa (11/30/13)
Had a player rush for 300 or more yards	313 by Lance Dunbar vs. MTSU (12/3/11)
Had a player rush for 2 or more TDs	3 by Jeffery Wilson at Southern Miss (9/30/17)
Had a player rush for 3 or more TDs.....	3 by Jeffery Wilson at Southern Miss (9/30/17)
Had a player rush for 4 or more TDs	4 by Lance Dunbar vs. MTSU (12/3/11)
Had a player rush for 5 or more TDs	Never

Individual Passing

Had a player pass for 200 or more yards	354 by Mason Fine vs. UTSA (10/14/17)
Had a player pass for 250 or more yards	354 by Mason Fine vs. UTSA (10/14/17)
Had a player pass for 300 or more yards	354 by Mason Fine vs. UTSA (10/14/17)
Had a player pass for 400 or more yards	424 by Mason Fine at SMU (9/9/17)
Had a player pass for 500 or more yards	601 by Daniel Meager at SMU (9/8/07)
Had a player pass for 2 or more TDs.....	3 by Mason Fine vs. UTSA (10/14/17)
Had a player pass for 3 or more TDs	3 by Mason Fine vs. UTSA (10/14/17)
Had a player pass for 4 or more TDs	4 by DaMarcus Smith vs. WKU (10/15/15)
Had a player pass for 5 or more TDs	8 by Giovanni Vizza vs. Navy (11/10/07)

Individual Receiving

Had a player with 10 or more receptions in a game.....	14 by Jalen Guyton at Southern Miss (9/30/17)
Had a player with 15 or more receptions in a game.....	15 by Carlos Harris vs. Southern Miss (10/18/14)
Had a player receive 100 or more yards	182 by Jalen Guyton vs. UTSA (10/14/17)
Had 2 players receive 100 or more yards.....	130 by Darnell Smith; 103 by Breelan Chancellor at Tulane (10/5/13)
Had a player receive 150 or more yards	182 by Jalen Guyton vs. UTSA (10/14/17)
Had a player receive 200 or more yards	211 by Jalen Guyton at Southern Miss (9/30/17)
Had a player receive 250 or more yards	327 by Casey Fitzgerald at SMU (9/8/07)
Had a player receive 300 or more yards	327 by Casey Fitzgerald at SMU (9/8/07)
Had a player receive 2 or more TDs	2 by Jalen Guyton vs. UTSA (10/14/17)
Had a player receive 3 or more TDs	5 by Casey Fitzgerald vs. Navy (11/10/07)
Had a player receive 4 or more TDs	5 by Casey Fitzgerald vs. Navy (11/10/07)
Returned a kickoff for a TD.....	100 yards by Darvin Kidsy at Rice (10/25/14)
Returned a punt for a TD.....	53 yards by Tre Johnson vs. UTEP (11/28/15)
Returned an INT for a TD.....	34 yards by Eric Jenkins at Army (10/22/16)
Returned a fumble for a TD	13 yards by Courtney Finney vs. UTEP (11/28/15)
Blocked a punt	Taylor Robinson vs. UAB (9/23/17)
Blocked a FG	Zach Orr vs. UTEP (11/9/13)
Returned a blocked punt for a TD	1 yard by Andrew Tucker vs. Bethune-Cookman (9/10/16)
Returned a blocked FG for a TD.....	.66 yards by Phillip Littlejohn vs. Idaho (10/4/97)
Recorded a safety.....	Team Safety vs. Southern Miss (11/19/16)

The Last Time an Opponent...

Rushing Offense

Rushed for 150 or more yards.....	174 by UTSA (10/14/17)
Rushed for 200 or more yards.....	238 by Iowa (9/16/17)
Rushed for 250 or more yards.....	480 by Army (12/27/16)
Rushed for 300 or more yards.....	480 by Army (12/27/16)

Passing Offense

Passed for 300 or more yards.....	321 by UAB (9/23/17)
Passed for 400 or more yards.....	400 by WKU (10/15/15)
Passed for 500 or more yards.....	563 by Houston (9/10/11)

Total Offense

Had more than 400 total yards.....	415 by Southern Miss (9/30/17)
Had more than 450 total yards.....	493 by SMU (9/9/17)
Had more than 500 total yards.....	533 by Army (12/27/16)

Individual Rushing

Had a player rush for 100 or more yards.....	102 by Ito Smith, Southern Miss (9/30/17)
Had 2 players rush for 100 or more yards.....	129 by Ahmad Bradshaw; 119 by Darnell Woolfolk, Army (12/27/16)
Had a player rush for 150 or more yards.....	301 by Aaron Jones, UTEP (11/26/16)
Had a player rush for 200 or more yards.....	301 by Aaron Jones, UTEP (11/26/16)
Had a player rush for 300 or more yards.....	301 by Aaron Jones, UTEP (11/26/16)
Had a player rush for 2 or more TDs.....	2 by Ito Smith, Southern Miss (9/30/17)
Had a player rush for 3 or more TDs.....	4 by Aaron Jones, UTEP (11/26/16)
Had a player rush for 4 or more TDs.....	4 by Aaron Jones, UTEP (11/26/16)
Had a player rush for 5 or more TDs.....	6 by Kenneth Dixon, Louisiana Tech (11/7/15)

Individual Passing

Had a player pass for 300 or more yards.....	321 by A.J. Erdely, UAB (9/23/17)
Had a player pass for 400 or more yards.....	408 by Aaron Murray, Georgia (9/21/13)
Had a player pass for 3 or more TDs.....	4 by A.J. Erdely, UAB (9/23/17)
Had a player pass for 4 or more TDs.....	4 by A.J. Erdely, UAB (9/23/17)

Individual Receiving

Had a player receive 150 or more yards.....	150 by Andre Wilson, UAB (9/23/17)
Had a player receive 200 or more yards.....	263 by Trevor Insley, Nevada (10/30/99)
Had 2 players receive 100 or more yards.....	150 by Andre Wilson; 105 by Collin Lisa, UAB (9/23/17)
Had a player receive 3 or more TDs.....	4 by Courtland Sutton, SMU (9/9/17)
Had a player receive 4 or more TDs.....	4 by Courtland Sutton, SMU (9/9/17)

Scoring

Scored 30 or more points.....	43 by UAB (9/23/17)
Scored 40 or more points.....	43 by UAB (9/23/17)
Scored 50 or more points.....	54 by SMU (9/9/17)
Scored 60 or more points.....	66 by Portland St. (10/10/15)

Returned a kickoff for a TD.....	99 yards by Keion Davis, Marshall (10/8/16)
Returned a punt for a TD.....	88 yards by Frank Brown, Bethune-Cookman (9/10/16)
Returned an INT for a TD.....	30 yards by Diquan Richardson, Bethune-Cookman (9/10/16)
Returned a fumble for a TD.....	26 yards by Bryson Abraham, Louisiana Tech (11/7/15)
Returned a blocked punt for a TD.....	0 yards by Brandon Moss, UTEP (11/26/16)
Blocked a FG.....	Joshua Jackson, Iowa (9/16/17)
Returned a blocked FG for a TD.....	62 yards by Derrick Strozier, Tulane (10/5/13)
Recorded a safety.....	Team, SMU (9/9/17)

North Texas Overtime Record (2-2)

October 7, 2006

North Texas 25 FIU 22 7 OTs

December 27, 2016

Army 38 North Texas 31 OT

September 12, 2009

Ohio 31 North Texas 30 2 OTs

September 24, 2016

North Texas 42 Rice 35 2 OTs



Seth Littrell

Head Coach

Second Year ▶ Oklahoma '01

The University of North Texas named Seth Littrell as its 19th head football coach, University President Neal Smatresk announced on December 5, 2015.

Littrell, 39, led the Mean Green to the second-best turnaround in the Football Bowl Subdivision in 2016, his first season at the helm. North Texas improved its win total by four games, finishing 5-8 on the season with a

Xazby's Heart of Dallas Bowl appearance. Littrell helped lead the Mean Green to a 9.6 points per game jump in scoring offense from its output in 2016, which ranked 11th-best in the nation, and the 2016 defense allowed 8.7 points per game fewer than it did in 2015, which was the 13th-best turnaround in the country.

One of the brightest offensive minds in college football, Littrell came to North Texas after serving as the assistant head coach for offense and tight ends at North Carolina. At the time of his hire, the Muskogee, Oklahoma, native was the youngest coach in Conference USA and fifth-youngest in the nation.

North Carolina scored over 30 points nine times in 2015, topped the 40-point mark seven times and scored over 50 points in four games, which is a school record. Through 12 games, UNC averaged 41.2 points a game, which was 11th in the nation.

Under the guidance of Littrell, quarterback Marquise Williams set a new school record for career touchdowns (90) and total offense at North Carolina.

In 2015 with Littrell, the UNC offense averaged 7.46 yards per play, which was second in the nation, and ran the ball for 6.0 yards a carry, which ranked third in the country. UNC was one of just 11 schools in the nation averaging more than 200 yards rushing (229.7) and 250 yards passing (266.0). UNC rushed for over 200 yards eight times and had over 500 yards of total offense in four games in 2015, including 704 yards in a 66-31 win over Duke.

In his first season in Chapel Hill in 2014, Littrell helped Carolina establish several school records, including most passing yards, most passing touchdowns and most first downs. Williams was a second-team all-conference pick after leading the Tar Heels to a bowl game in his first year as the starter, and set several individual school records, including most rushing yards and rushing touchdowns by a quarterback. Carolina gained more than 5,000 yards in Littrell's first season as the play-caller and averaged 429.8 yards per contest.

Littrell came to Chapel Hill from Indiana where he guided one of the most prolific offenses in the country. Indiana finished ninth in the nation in total offense in 2013, averaging 508.5 yards per game. The Hoosiers were 17th in passing offense (306.7 avg.) and 30th in rushing offense (201.8). Indiana was one of only three teams to average more than 300 yards passing and 200 yards rushing

Under Littrell's guidance in 2013, Indiana set single-season records with 6,102 total yards, (508.5 ypg), 461 points, (38.4 ppg), 36 passing touchdowns, 62 total touchdowns and 300 first downs. Tight end Ted Bolser thrived in his system, setting IU career records for receptions, receiving yards and touchdowns by a tight end. Bolser and wide receiver Cody Latimer were selected in the 2014 NFL Draft. Latimer was taken in the second round (56th overall) by the Denver Broncos, while Bolser went in the seventh round to Washington.

In Littrell's first season as Indiana's offensive coordinator in 2012, the Hoosiers led the Big Ten and ranked 17th nationally in passing offense (311.2). They finished second in the conference in total offense (442.0) and fourth in scoring offense (30.8).

Prior to his stint at Indiana, Littrell coached three seasons at Arizona, where his 2011 offense ranked third nationally in passing offense (370.8) and 15th in total offense (465.2).

Three of his Arizona players were selected in the NFL draft: tight end Rob Gronkowski (New England - 2010 second round), quarterback Nick Foles (Philadelphia - 2012 third round) and wide receiver Juron Criner (Oakland - 2012 fifth round).

Prior to Arizona, Littrell served four years as running backs coach at Texas Tech (2005-08) under Mike Leach. The 2008 Red Raiders rushed for 119 yards per game, the highest total in the Leach era. Running back Shannon Woods earned All-Big 12 Conference honors in 2006 after averaging 6.1 yards per carry and snagging 75 receptions, totaling a top 15 national figure of 139 all-purpose yards per game.

Littrell began his coaching career as a graduate assistant at Kansas from 2002-04. The Jayhawks played in the 2003 Tangerine Bowl.

Littrell has coached in eight bowl games, played in two and was team captain on Oklahoma's 2000 national championship team. He was a four-year letterwinner at Oklahoma where he rushed for 231 yards and seven touchdowns in 1999 and finished his career with 11 rushing scores.

The Muskogee, Oklahoma, native graduated from Oklahoma with a degree in communications in 2001.

Littrell and his wife, Becca, have a son, Tripp, and a daughter, Elle.

Littrell Quick Facts

Age: 39

Alma Mater: Oklahoma ('01)

Record at UNT: 9-10 (second year)

Overall Record: 9-10 (second year)

Previous Job: Assistant Head Coach, Offense/Tight Ends at North Carolina

Playing Experience: Fullback at Oklahoma (1998-01)

Family: Married to Becca. Has two children: Tripp, Elle.

Littrell Coaching Experience

Year	School	Position
2016-pres.	North Texas	Head Coach
2014-15	North Carolina	Ast. HC/Off./TE
2012-13	Indiana	O. Coord./TE/FB
2011	Arizona	O. Coord./TE/H-Backs
2010	Arizona	Co-O. Coord./RB/TE
2009	Arizona	RB/TE
2005-08	Texas Tech	RB
2002-04	Kansas	Graduate Assistant

Littrell Coaching Highlights

↳ Led the Mean Green to the second-best turnaround in the Football Bowl Subdivision in 2016, his first season at the helm.

↳ In his 12 games in charge of the North Carolina offense in 2015, the team averaged 41.2 points per game and set a school record for most games over 50-points (4).

↳ The UNC offense averaged 7.46 yards per play in 2015 under Littrell's guidance, which was second in the nation, and ran the ball for 6.0 yards a carry, which ranked third in the country.

↳ Carolina gained more than 5,000 yards in Littrell's first season as the play-caller and averaged 429.8 yards per contest in 2014, his first in Chapel Hill.

↳ Indiana was one of only three teams in the nation to average more than 300 yards passing and 200 yards rushing in 2013.

↳ Littrell's 2011 offense at Arizona ranked third nationally in passing offense (370.8) and 15th in total offense (465.2).

2017 Numerical Roster

No.	Name	Pos.	Ht.	Wt.	Cl.	Hometown (Previous School)
1	Turner Smiley	WR	6-0	193	SR	Frisco, TX (Wakeland HS)
2	Eric Jenkins	DB	5-10	170	SR	New Orleans, LA (LA Valley College)
2	O'Keeron Rutherford	WR	6-5	185	RS JR	Carthage, TX (Carthage HS)
3	Jeffery Wilson	RB	6-0	194	SR	Elkhart, TX (Elkhart HS)
4	Khairi Muhammad	S	5-11	182	SO	Dallas, TX (DeSoto HS)
4	Anthony Wyche	RB	5-11	183	JR	Philadelphia, PA (LA Valley College)
5	Tyreke Davis	DB	5-10	190	FR	Denton, TX (Ryan HS)
5	Tre Siggers	RB	5-8	193	FR	Duncanville, TX (Duncanville HS)
6	Mason Fine	QB	5-11	180	SO	Locust Grove, OK (Locust Grove HS)
6	Kishawn McClain	S	5-11	187	SR	Rosenberg, TX (Terry HS)
7	Dee Baulkman	DB	5-11	191	SR	Bainbridge, GA (Arizona Western)
8	Rico Bussey, Jr.	WR	6-2	191	SO	Lawton, OK (Eisenhower HS)
9	Nate Brooks	DB	6-0	176	JR	Whitehouse, TX (Whitehouse HS)
9	Jalen Guyton	WR	6-1	194	RS SO	Allen, TX (Trinity Valley CC)
10	Calvin Minor	LB	6-3	210	SR	Lewisville, TX (Lewisville HS)
10	Cade Pearson	QB	6-3	196	FR	Texarkana, TX (Texas HS)
11	Cam Johnson	DB	5-11	177	FR	Houston, TX (John H. Reagan Heights HS)
13	Quinetin Jackson	WR	6-3	208	RS JR	Granite City, IL (College of DuPage)
14	Cedric Fernandes	DB	5-10	178	RS JR	Arlington, TX (Martin HS)
14	Greg White	WR	6-3	184	FR	Riverdale, GA (Riverdale HS)
15	Caleb Chumley	TE	6-5	244	RS SO	Longview, TX (Pine Tree HS)
15	Ulaiasi Tauaalo	DT	6-2	290	RS JR	Keller, TX (Central HS)
16	Kemon Hall	DB	5-11	185	JR	Calhoun City, MS (Itawamba CC)
16	Montana Meador	WR	5-11	170	FR	Lindale, TX (Lindale HS)
17	Joe Ozougwu	LB	6-3	220	RS FR	Alief, TX (Taylor HS)
18	Keegan Brewer	WR	5-11	177	SO	Corinth, TX (Lake Dallas HS)
18	Devin O'Hara	QB	6-5	205	RS SR	Arlington Heights, IL (College of Dupage)
18	Joshua Wheeler	LB/DE	6-3	229	SR	Grand Prairie, TX (Tyler JC)
19	Quinn Shanbour	QB	6-0	192	RS JR	Oklahoma City, OK (Heritage Hall HS)
19	Nnamdi Umeakuana	DB	6-1	195	RS JR	Irving, TX (Austin College)
20	Josh Adebayo	RB	6-0	204	RS FR	Lewisville, TX (Howard)
20	William LeMasters	LB	6-2	213	RS SO	Dallas, TX (Parish Episcopal HS)
21	Nic Smith	RB	5-10	182	RS FR	Arlington, TX (Martin HS)
22	E.J. Ejiya	LB	6-3	223	RS JR	Blaine, MN (North Dakota State College of Sciences)
23	Loren Easley	RB	5-11	205	JR	Houston, TX (Stephen F. Austin)
23	Connor Means	LB	6-4	224	RS JR	Deer Park, TX (Deer Park HS)
24	Kerry Hall	WR	5-6	164	RS FR	Allen, TX (Northwest Oklahoma State)
24	Taylor Robinson	DB	5-11	181	RS SO	Keller, TX (Central HS)
25	Jordan Roberts	DB	6-1	170	FR	Ardmore, OK (Ardmore HS)
25	Andrew Tucker	RB	6-0	202	RS SR	Tyler, TX (Chapel Hill HS)
26	Evan Johnson	RB	5-6	180	FR	Loranger, LA (Loranger HS)
26	Chris Thornton	LB	6-1	215	FR	Amarillo, TX (Palo Duro HS)
27	Greg Craddock	WR	6-6	185	RS FR	Converse, TX (Abilene Christian)
27	Ashton Preston	DB	5-10	187	JR	Edmond, OK (Santa Fe HS)
29	Cason Clay	DB	6-1	185	FR	Hobbs, NM (Hobbs HS)
29	Nate Durham	DS	6-2	223	FR	Rockton, IL (Honeogah HS)
30	Trevor Moore	K	5-11	191	SR	Edmond, OK (Edmond North HS)
30	Dennis Smith	WR	5-9	166	RS SO	San Antonio, TX (Sterling College)
31	Makyle Sanders	S	6-0	194	FR	Tyler, TX (Robert E. Lee HS)
32	Chaz Davis	CB	5-10	168	RS FR	Nash, TX (Midwestern State)
32	Michael Lawrence	WR	5-10	170	SO	Sweetwater, TX (Sweetwater HS)
34	Andre Alger	RB	5-9	215	RS SO	Leander, TX (Rouse HS)
34	Bryce English	DT	5-11	295	RS SO	DeSoto, TX (Kansas State)
35	Kody Fulp	LB	6-2	227	FR	China Spring, TX (China Spring HS)
36	Hayden Doggett	LB	6-2	212	SO	Hutto, TX (Hutto HS)
36	Alvin Kenworthy	P	6-3	188	RS SO	Rowlett, TX (Kilgore College)
37	Brandon Garner	LB	5-11	221	RS JR	Mansfield, TX (Timberview HS)
38	Andrew Jones	DB	6-1	173	RS JR	Mesquite, TX (North Mesquite HS)

2017 Numerical Roster

No.	Name	Pos.	Ht.	Wt.	Cl.	Hometown (Previous School)
39	Jameel Moore	DB	5-10	173	SO	Cedar Hill, TX (Cedar Hill HS)
40	Trever Merrell	RB	5-10	207	SO	Davis, OK (Davis HS)
41	Colton McDonald	LB	6-4	210	SR	Haslet, TX (West Texas A&M)
42	Corey Mann	LB	6-0	198	RS FR	Decatur, TX (Temple HS)
43	Kway Hill	DB	5-11	178	SO	Columbus, GA (LA Valley College)
44	Cannon Maki	FB	5-11	236	RS JR	Mansfield, TX (All Saints Episcopal HS)
44	Sid Moore	DL	6-1	253	RS SR	Van, TX (Van HS)
45	Hurshie Williams	CB	5-11	180	FR	Harker Heights, TX (Harker Heights HS)
46	Christian Hosley	RB	5-9	185	RS SO	San Antonio, TX (Howard Payne University)
46	Patrick Udofia	DB	5-9	186	RS SO	Tyler, TX (Robert E. Lee HS)
47	Mylam Peters	LB	6-5	241	RS SR	Kissimmee, FL (Arizona Western College)
49	Zach Williams	K	5-8	183	FR	Louisville, KY (Trinity HS)
49	Roderick Young	DL	6-1	284	JR	Spring, TX (Dekaney HS)
50	LaDarius Hamilton	DE	6-3	253	SO	Corrigan, TX (Corrigan-Camden HS)
51	Jake Davis	DS	6-0	210	RS JR	Katy, TX (Seven Lakes HS)
52	Jevin Pahinui	OL	6-4	300	JR	Mountlake Terrace, WA (College of the Siskiyous)
53	T.J. Henson	OL	6-4	298	SR	Plano, TX (Trinity Valley CC)
54	Creighton Barr	OL	6-3	301	JR	Flower Mound, TX (Marcus HS)
56	Jacob Brammer	OL	6-4	258	FR	Richmond, TX (Foster HS)
58	Ryan Bishop	LB	5-11	191	FR	Allen, TX (Allen HS)
59	Hayden Harrison	LB	6-2	210	RS FR	Wolfforth, TX (Frenship HS)
60	Sosaia Mose	OL	6-2	276	RS SO	Euleless, TX (Tyler JC)
61	Dakoda Newman	OL	6-3	327	FR	Benbrook, TX (Mansfield Timberview HS)
62	Stephon Primous	LB	6-1	201	RS SO	Harker Heights, TX (Harker Heights HS)
63	Ted Fausak	OL	6-4	263	RS JR	San Jose, CA (De Anza College)
64	Brian Parish	OL	6-4	280	FR	Arlington, TX (Seguin HS)
65	Chad Hickson	OL	6-4	268	SO	Denton, TX (Oklahoma Panhandle State)
66	Brendon Weatherspoon	OL	6-4	288	FR	Hurst, TX (L.D. Bell HS)
67	Chris Miles, Jr.	OL	6-4	311	RS JR	Flower Mound, TX (Flower Mound HS)
68	Chett Munden	OL	6-5	268	RS SO	Marshall, TX (Marshall HS)
69	Doro Omerhi	OL	6-4	306	RS FR	Pearland, TX (Pearland HS)
71	Jordan Murray	OL	6-9	333	JR	Coppell, TX (Coppell HS)
72	Manase Mose	OL	6-1	289	FR	Euleless, TX (Trinity HS)
73	Garrett Gunter	OL	6-4	283	RS SR	Spring Branch, TX (Trinity Valley CC)
74	Chandler Anthony	OL	6-7	270	RS FR	Tuttle, OK (Tuttle HS)
77	Elex Woodworth	OL	6-4	270	RS SO	Mesquite, TX (Horn HS)
78	Jalen Thomas	OL	6-5	278	SR	Detroit, MI (ASA Brooklyn)
79	Riley Mayfield	OL	6-7	290	RS SR	Cedar Park, TX (Abilene Christian)
80	Jamie King	TE	6-3	221	JR	Azle, TX (College of the Desert)
81	Daniel Khan	WR	5-11	179	RS JR	Sherman Oaks, CA (Notre Dame HS)
82	Deion Hair-Griffin	WR	5-10	166	RS FR	Fort Worth, TX (Arlington Heights HS)
83	Connor Howard	WR	5-11	193	FR	Austin, TX (Westlake HS)
84	Jaelon Darden	WR	5-9	157	FR	Houston, TX (Eisenhower HS)
85	Justin Cain	WR	6-0	175	FR	Dallas, TX (Woodrow Wilson HS)
86	Kevin Dillman	DE	6-4	254	RS SO	Ystad, Sweden (Guyer HS)
87	Kelvin Smith	TE	6-2	243	RS SO	Spring, TX (Dekaney HS)
88	Jason Pirtle	WR	6-2	193	RS FR	Locust Grove, OK (Locust Grove HS)
89	Kam Duhon	WR	5-11	170	RS FR	Southlake, TX (Southlake Carroll HS)
90	Tillman Johnson	DE	6-1	251	SR	Round Rock, TX (McNeil HS)
91	R.J. Reynolds	DL	6-3	240	FR	Bedford, TX (Faith Christian)
91	Kei Straubmueller	DS	5-11	181	RS JR	Argyle, TX (Louisiana-Lafayette)
93	Julius Combes	DL	6-1	269	RS SO	Washington, D.C. (DeMatha HS)
93	Blake Patterson	P	6-2	185	RS FR	Round Rock, TX (Cedar Ridge HS)
96	Tony Krasniqi	DL	6-1	249	FR	Sachse, TX (Sachse HS)
97	Dion Novil	DL	6-4	253	FR	Abilene, TX (Wylie HS)
99	Andy Flusche	DE	6-3	255	RS SR	Muenster, TX (Muenster HS)

Depth Chart

Offense

<p>X</p> <p>8 Rico Bussey, Jr. 6-2 - 191 - SO -OR- 1 Turner Smiley 6-0 - 193 - SR 13 Quinetin Jackson 6-3 - 208 - RS JR</p>	<p>A</p> <p>32 Michael Lawrence 5-10 - 180 - SO -OR- 84 Jaelon Darden 5-9 - 157 - FR</p>	<p>LT</p> <p>71 Jordan Murray 6-9 - 333 - JR 78 Jalen Thomas 6-5 - 278 - SR *also wears 92 on ST</p>	<p>LG</p> <p>77 Elex Woodworth 6-4 - 270 - RS SO 73 Garrett Gunter 6-4 - 283 - RS SR</p>	<p>C</p> <p>60 Sosaia Mose 6-2 - 276 - RS SO 54 Creighton Barr 6-3 - 301 - JR</p>	<p>RG</p> <p>53 T.J. Henson 6-4 - 298 - SR 72 Manase Mose 6-1 - 289 - FR</p>	<p>RT</p> <p>79 Riley Mayfield 6-7 - 290 - RS SR 74 Chandler Anthony 6-7 - 270 - RS FR</p>	<p>Y</p> <p>87 Kelvin Smith 6-2 - 252 - RS SO 15 Caleb Chumley 6-5 - 244 - RS SO -OR- 88 Jason Pirtle 6-2 - 193 - RS FR</p>	<p>Z</p> <p>9 Jalen Guyton 6-1 - 194 - RS SO 1 Turner Smiley 6-0 - 193 - SR</p>		
				<p>QB</p> <p>6 Mason Fine 5-11 - 180 - SO 19 Quinn Shanbour 6-0 - 192 - RS JR</p>	<p>RB</p> <p>3 Jeffery Wilson 6-0 - 194 - SR 21 Nic Smith 5-10 - 182 - RS FR 25 Andrew Tucker 6-0 - 203 - RS SR</p>					

Defense

<p>CB</p> <p>2 Eric Jenkins 5-10 - 170 - SR 9 Nate Brooks 6-0 - 176 - JR</p>	<p>NICK</p> <p>27 Ashton Preston 5-10 - 187 - JR 7 Dee Baukman 5-11 - 191 - SR -OR- 5 Tyreke Davis 5-10 - 190 - FR</p>	<p>DE</p> <p>99 Andy Flusche 6-3 - 259 - RS SR 44 Sid Moore 6-1 - 253 - RS SR</p>	<p>NT</p> <p>49 Roderick Young 6-1 - 287 - JR 15 Ulaiasi Tauaalo 6-2 - 287 - RS JR</p>	<p>DE</p> <p>50 LaDarius Hamilton 6-3 - 240 - SO 90 Tillman Johnson 6-1 - 248 - SR</p>	<p>CB</p> <p>16 Kemon Hall 5-11 - 185 - JR 11 Cam Johnson 5-11 - 177 - FR</p>
			<p>WLB</p> <p>22 E.J. Ejiya 6-3 - 223 - RS JR 41 Colton McDonald 6-4 - 210 - SR</p>	<p>MLB</p> <p>37 Brandon Garner 5-11 - 221 - RS JR 42 Corey Mann 6-0 - 198 - RS FR</p>	<p>JACK</p> <p>18 Joshua Wheeler 6-3 - 229 - SR 17 Joe Ozougwu 6-3 - 217 - RS FR</p>
<p>S</p> <p>6 Kishawn McClain 5-11 - 187 - SR 24 Taylor Robinson 5-11 - 181 - RS SO</p>			<p>S</p> <p>4 Khairi Muhammad 5-11 - 182 - SO 31 Makyle Sanders 6-0 - 194 - FR</p>		

ST

<p>PK</p> <p>30 Trevor Moore 5-11 - 187 - SR 93 Blake Patterson 6-2 - 185 - RS FR</p>	<p>KO</p> <p>30 Trevor Moore 5-11 - 187 - SR 93 Blake Patterson 6-2 - 185 - RS FR</p>	<p>P</p> <p>93 Blake Patterson 6-2 - 185 - RS FR -OR- 36 Alvin Kenworthy 6-3 - 188 - RS SO</p>	<p>DS</p> <p>51 Jake Davis 6-0 - 210 - RS JR 91 Kel Straubmueller 5-11 - 181 - RS JR</p>	<p>KR</p> <p>84 Jaelon Darden 5-9 - 157 - FR -OR- 26 Evan Johnson 5-6 - 180 - FR -OR- 83 Connor Howard 5-11 - 193 - FR -OR- 6 Kishawn McClain 5-11 - 187 - SR</p>	<p>PR</p> <p>84 Jaelon Darden 5-9 - 157 - FR -OR- 1 Turner Smiley 6-0 - 193 - SR -OR- 2 Eric Jenkins 5-10 - 170 - SR</p>	<p>HLD</p> <p>19 Quinn Shanbour 6-0 - 192 - RS JR 6 Mason Fine 5-11 - 180 - SO</p>
--	--	---	---	--	---	---

BROADCAST BIOS - OFFENSE



1

TURNER SMILEY

SR • WR • 6-0 • 193

Frisco, TX

Wakeland HS

CAREER GAME HIGHS

Rec.: 8 (vs. Army, 2016)
 Rec. Yds: 162 (vs. Southern Miss, 2016)
 Rec. TDs: 2 (vs. Southern Miss, 2016)
 Long Rec.: 55 (vs. Southern Miss, 2016)
 All Purpose Yds: 161 (vs. Southern Miss, 2016)

2017 SEASON GAME HIGHS

Rec.: 4 (2x, last at Iowa)
 Rec. Yds: 84 (at SMU)
 Rec. TDs: 1 (vs. UAB)
 Long Rec.: 45 (at SMU)
 All Purpose Yds: 87 (at SMU)

• Has 10 catches for 221 yards and a touchdown in 2017



2

O'KEERON RUTHERFORD

RS JR • WR • 6-5 • 185

Carthage, TX

Carthage HS

CAREER GAME HIGHS

Rec.: 2 (2x; last vs. Army, 2016)
 Rec. Yds: 32 (at Rice, 2016)
 Rec. TDs: 0
 Long Rec.: 32 (at Rice, 2016)
 All Purpose Yds: 32 (at Rice, 2016)

2017 SEASON GAME HIGHS

Rec.: 0
 Rec. Yds: 0
 Rec. TDs: 0
 Long Rec.: 0
 All Purpose Yds: 0

• Had his career-long reception at Rice in 2016 (32 yards)



3

JEFFERY WILSON

SR • RB • 6-0 • 194

Elkhart, TX

Elkhart HS

CAREER GAME HIGHS

Rushes: 30 (at Southern Miss, 2017)
 Rush. Yds: 211 (vs. UAB, 2017)
 Rush. TDs: 3 (4x, last at Southern Miss, 2017)
 Long Rush.: 75 (at Rice, 2016)
 100 Yd Games: 10

2017 SEASON GAME HIGHS

Rushes: 30 (at Southern Miss)
 Rush. Yds: 211 (vs. UAB)
 Rush. TDs: 3 (2x, last at Southern Miss)
 Long Rush.: 62 (vs. Lamar)
 100 Yd Games: 3 (last at Southern Miss)

• Has 109 carries for 749 yards (6.9 yards per carry) with 9 TDs



6

MASON FINE

SO • QB • 5-11 • 180

Locust Grove, OK

Locust Grove HS


CAREER GAME HIGHS

Comp.: 33 (vs. MTSU, 2016)
 Att.: 54 (vs. MTSU, 2016)
 Pass. Yds: 424 (at SMU, 2017)
 Long Pass: 77 (vs. UTSA, 2017)
 Pass TDs: 3 (4x, last vs. UTSA, 2017)

2017 SEASON GAME HIGHS

Comp.: 32 (at SMU)
 Att.: 47 (at SMU)
 Pass. Yds: 424 (at SMU)
 Long Pass: 77 (vs. UTSA)
 Pass TDs: 3 (4x, last vs. UTSA)

• Has completed 61.9 percent of his passes for 1,796 yds and 14 TDs



8

RICO BUSSEY, JR.

bus-see

SO • WR • 6-2 • 191

Lawton, OK

Eisenhower HS

CAREER GAME HIGHS

Rec.: 4 (at Southern Miss, 2017)
 Rec. Yds: 57 (vs. Army, 2016)
 Rec. TDs: 1 (2x, last at Southern Miss, 2017)
 Long Rec.: 30 (vs. MTSU, 2016)
 All Purpose Yds: 57 (vs. Army, 2016)

2017 SEASON GAME HIGHS

Rec.: 4 (at Southern Miss)
 Rec. Yds: 33 (2x, last at Southern Miss)
 Rec. TDs: 1 (at Southern Miss)
 Long Rec.: 22 (2x, last vs. UTSA)
 All Purpose Yds: 33 (vs. UAB)

• Has 13 catches for 131 yards and two TDs in his five appearances in 2017



9

JALEN GUYTON

RS SO • WR • 6-1 • 194

Allen, TX

Allen HS

CAREER GAME HIGHS

Rec.: 14 (at Southern Miss, 2017)
 Rec. Yds: 211 (at Southern Miss, 2017)
 Rec. TDs: 2 (2x, last vs. UTSA, 2017)
 Long Rec.: 77 (vs. UTSA, 2017)
 All Purpose Yds: 211 (at Southern Miss, 2017)

2017 SEASON GAME HIGHS

Rec.: 14 (at Southern Miss)
 Rec. Yds: 211 (at Southern Miss)
 Rec. TDs: 2 (2x, last vs. UTSA)
 Long Rec.: 77 (vs. UTSA)
 All Purpose Yds: 211 (at Southern Miss)

• Has 32 catches for 626 yards and 7 TDs, all team-highs



13

QUINETIN JACKSON

RS JR • WR • 6-3 • 208

Granite City, IL

College of DuPage

CAREER GAME HIGHS


Rec.: 1 (2x, last at Iowa, 2017)
 Rec. Yds: 31 (vs. Lamar, 2017)
 Rec. TDs: 1 (vs. Lamar, 2017)
 Long Rec.: 31 (vs. Lamar, 2017)
 All Purpose Yds: 31 (vs. Lamar, 2017)

2017 SEASON GAME HIGHS


Rec.: 1 (2x, last at Iowa)
 Rec. Yds: 31 (vs. Lamar)
 Rec. TDs: 1 (vs. Lamar)
 Long Rec.: 31 (vs. Lamar)
 All Purpose Yds: 31 (vs. Lamar)

• Made first career catch, a 31-yd TD grab, vs. Lamar on 9/2


BROADCAST BIOS - OFFENSE

	CALEB CHUMLEY	CAREER GAME HIGHS	2017 SEASON GAME HIGHS
	15 RS SO • TE • 6-5 • 244 Longview, TX Longview HS	Rec.: 1 (4x, last at Southern Miss, 2017) Rec. Yds: 43 (at Southern Miss, 2017) Rec. TDs: 0 Long Rec.: 43 (at Southern Miss, 2017) All Purpose Yds: 43 (at Southern Miss, 2017)	Rec.: 1 (4x, last at Southern Miss) Rec. Yds: 43 (at Southern Miss) Rec. TDs: 0 Long Rec.: 43 (at Southern Miss) All Purpose Yds: 43 (at Southern Miss)


- Has four catches for 65 yards in six appearances

	QUINN SHANBOUR	CAREER GAME HIGHS	2017 SEASON GAME HIGHS
	19 RS JR • QB • 6-0 • 192 Oklahoma City, OK Heritage Hall HS	Comp.: 2 (2x, last at Iowa, 2017) Att.: 3 (vs. Lamar, 2017) Pass. Yds: 26 (at Iowa, 2017) Long Pass: 13 (2x, last at Iowa, 2017) Pass Tds: 1 (at Iowa, 2017)	Comp.: 2 (2x, last at Iowa) Att.: 3 (vs. Lamar) Pass. Yds: 26 (at Iowa) Long Pass: 13 (2x, last at Iowa) Pass Tds: 1 (at Iowa)


- Was 2-for-2 for 26 yards with his first career TD pass at Iowa on 9/16

	NIC SMITH	CAREER GAME HIGHS	2017 SEASON GAME HIGHS
	21 RS FR • RB • 5-10 • 182 Arlington, TX Martin HS	Rushes: 18 (vs. Lamar, 2017) Rush. Yds: 101 (vs. Lamar, 2017) Rush. TDs: 1 (2x, last vs. UAB, 2017) Long Rush.: 32 (vs. Lamar, 2017) 100 Yd Games: 1 (vs. Lamar, 2017)	Rushes: 18 (vs. Lamar) Rush. Yds: 101 (vs. Lamar) Rush. TDs: 1 (2x, last vs. UAB) Long Rush.: 32 (vs. Lamar) 100 Yd Games: 1 (vs. Lamar)


- Has 37 carries for 198 yards and two TDs (5.1 yards per carry) in 2017

	ANDREW TUCKER	CAREER GAME HIGHS	2017 SEASON GAME HIGHS
	25 RS SR • RB • 6-0 • 202 Tyler, TX Chapel Hill HS	Rushes: 10 (at SMU, 2015) Rush. Yds: 82 (at WKU, 2016) Rush. TDs: 1 (3x, last vs. Lamar, 2017) Long Rush.: 71 (at WKU, 2016) 100 Yd Games: 0	Rushes: 4 (vs. Lamar) Rush. Yds: 29 (vs. Lamar) Rush. TDs: 1 (vs. Lamar) Long Rush.: 12 (vs. Lamar) 100 Yd Games: 0


- Scored first touchdown of 2017 in the season-opener vs. Lamar on 9/2

	EVAN JOHNSON	CAREER GAME HIGHS	2017 SEASON GAME HIGHS
	26 FR • RB • 5-6 • 180 Loranger, LA Loranger HS	Rushes: 13 (vs. Lamar, 2017) Rush. Yds: 98 (vs. Lamar, 2017) Rush. TDs: 0 Long Rush.: 16 (vs. Lamar, 2017) 100 Yd Games: 0	Rushes: 13 (vs. Lamar) Rush. Yds: 98 (vs. Lamar) Rush. TDs: 0 Long Rush.: 16 (vs. Lamar) 100 Yd Games: 0

- Posted 98 yards on 13 carries in his collegiate debut on 9/2 vs. Lamar

	MICHAEL LAWRENCE	CAREER GAME HIGHS	2017 SEASON GAME HIGHS
	32 SO • WR • 5-10 • 180 Sweetwater, TX Sweetwater HS	Rec.: 8 (at SMU, 2017) Rec. Yds: 90 (at SMU, 2017) Rec. TDs: 1 (2x, last vs. UAB, 2017) Long Rec.: 49 (vs. UTSA, 2017) All Purpose Yds: 90 (at SMU, 2017)	Rec.: 8 (at SMU) Rec. Yds: 90 (at SMU) Rec. TDs: 1 (2x, last vs. UAB) Long Rec.: 49 (vs. UTSA) All Purpose Yds: 90 (at SMU)

- Has 22 catches for 340 yards and two TDs

	JAELOD DARDEN jay-lin	CAREER GAME HIGHS	2017 SEASON GAME HIGHS
	84 FR • WR • 5-9 • 157 Houston, TX Eisenhower HS	Rec.: 5 (at SMU, 2017) Rec. Yds: 67 (at SMU, 2017) Rec. TDs: 1 (at SMU, 2017) Long Rec.: 28 (at SMU, 2017) All Purpose Yds: 154 (vs. Lamar, 2017)	Rec.: 5 (at SMU) Rec. Yds: 67 (at SMU) Rec. TDs: 1 (at SMU) Long Rec.: 28 (at SMU) All Purpose Yds: 154 (at SMU)

- Had 154 all-purpose yards, including his first career TD (rec.) at SMU on 9/9

BROADCAST BIOS - OFFENSE/SPECIALISTS



KELVIN SMITH
87 RS SO • TE • 6-2 • 243
 Spring, TX
 Dekaney HS


CAREER GAME HIGHS

Rec.: 4 (vs. UAB, 2017)
 Rec. Yds: 82 (vs. UAB, 2017)
 Rec. TDs: 1 (2x, last vs. MTSU, 2016)
 Long Rec.: 25 (2x, last vs. UAB, 2017)
 All Purpose Yds: 82 (vs. UAB, 2017)

2017 SEASON GAME HIGHS

Rec.: 4 (vs. UAB)
 Rec. Yds: 82 (vs. UAB)
 Rec. TDs: 0
 Long Rec.: 25 (vs. UAB)
 All Purpose Yds: 82 (vs. UAB)

- Has 11 catches for 130 yards through his first six games



JASON PIRTLE
88 RS FR • WR • 6-2 • 193
 Locust Grove, OK
 Locust Grove HS

CAREER GAME HIGHS

Rec.: 1 (at SMU, 2017)
 Rec. Yds: 19 (at SMU, 2017)
 Rec. TDs: 0
 Long Rec.: 19 (at SMU, 2017)
 All Purpose Yds: 19 (at SMU, 2017)
 • Caught first career pass at SMU on 9/9 from former HS teammate, QB Mason Fine

2017 SEASON GAME HIGHS

Rec.: 1 (at SMU)
 Rec. Yds: 19 (at SMU)
 Rec. TDs: 0
 Long Rec.: 19 (at SMU)
 All Purpose Yds: 19 (at SMU)



KAM DUHON
89 RS FR • WR • 5-11 • 170
 Southlake, TX
 Southlake Carroll HS

CAREER GAME HIGHS

Rec.: 0
 Rec. Yds: 0
 Rec. TDs: 0
 Long Rec.: 0
 All Purpose Yds: 0

2017 SEASON GAME HIGHS

Rec.: 0
 Rec. Yds: 0
 Rec. TDs: 0
 Long Rec.: 0
 All Purpose Yds: 0

- Has appeared in four games this season, primarily on ST



TREVOR MOORE
30 SR • K • 5-11 • 187
 Edmond, OK
 Edmond North HS

CAREER GAME HIGHS

FG's Made: 5 (vs. SMU, 2014)
 FG's Att.: 5 (vs. SMU, 2014)
 Long FG: 51 (vs. La Tech, 2016)
 Touchbacks: 5 (2x, last vs. UAB, 2017)

2017 SEASON GAME HIGHS

FG's Made: 4 (vs. UAB)
 FG's Att.: 4 (vs. UAB)
 Long FG: 48 (at Southern Miss)
 Touchbacks: 5 (3x, last at Southern Miss)

- Has made 122 consecutive extra points, which is a school record



ALVIN KENWORTHY
36 RS SO • P • 6-3 • 188
 Rowlett, TX
 Kilgore College

CAREER GAME HIGHS

Punts: 5 (at Iowa, 2017)
 Long Punt: 51 (vs. UAB, 2017)
 Inside 20: 2 (2x, last at Iowa, 2017)
 Touchbacks (KO): 0

2017 SEASON GAME HIGHS

Punts: 5 (at Iowa)
 Long Punt: 51 (vs. UAB)
 Inside 20: 2 (2x, last at Iowa)
 Touchbacks (KO): 0

- Is averaging 36.8 yards per punt on 18 attempts



BLAKE PATTERSON
93 RS FR • P • 6-2 • 185
 Round Rock, TX
 Cedar Ridge HS

CAREER GAME HIGHS

Punts: 4 (vs. UTSA, 2017)
 Long Punt: 51 (vs. UTSA, 2017)
 Inside 20: 2 (vs. UTSA, 2017)
 Touchbacks (KO): 1 (vs. Lamar, 2017)

2017 SEASON GAME HIGHS

Punts: 4 (vs. UTSA)
 Long Punt: 51 (vs. UTSA)
 Inside 20: 2 (vs. UTSA)
 Touchbacks (KO): 1 (vs. Lamar)

- Is averaging 39.0 yards per punt on four attempts

BROADCAST BIOS - DEFENSE



2

ERIC JENKINS

SR • DB • 5-10 • 170

New Orleans, LA

LA Valley College

CAREER GAME HIGHS
 Tackles: 7 (vs. UTSA, 2017)
 TFLS: 1.0 (at Army, 2016)
 INT: 2 (at Army, 2016)
 Sacks: 0.0
 PBU: 2 (4x, last vs. UTSA, 2017)

2017 SEASON GAME HIGHS
 Tackles: 7 (vs. UTSA)
 TFLS: 0
 INT: 0
 Sacks: 0.0
 PBU: 2 (2x, last vs. UTSA)

• Has appeared in all six games, with two starts



4

KHAIRI MUHAMMAD

Kye-ree

SO • DB • 5-11 • 182

Dallas, TX

DeSoto HS

CAREER GAME HIGHS
 Tackles: 13 (at Iowa, 2017)
 TFLS: 1.5 (at SMU, 2017)
 INT: 1 (vs. Southern Miss, 2016)
 Sacks: 1.0 (at SMU, 2017)
 PBU: 1 (at WKU, 2016)

2017 SEASON GAME HIGHS
 Tackles: 13 (at Iowa)
 TFLS: 1.5 (at SMU)
 INT: 0
 Sacks: 1.0 (at SMU)
 PBU: 0

• Has team-high 52 total tackles on the season, 2.0 TFL, with a half sack, a FF and FR



6

KISHAWN MCCLAIN

KEY-shawn

SR • S • 5-11 • 194

Rosenberg, TX

Terry HS

CAREER GAME HIGHS
 Tackles: 16 (vs. Rice, 2015)
 TFLS: 1.5 (at UTSA, 2016)
 INT: 1 (6x, last vs. UAB, 2017)
 Sacks: 1.0 (vs. Marshall, 2016)
 PBU: 2 (vs. Portland State, 2015)

2017 SEASON GAME HIGHS
 Tackles: 9 (vs. UTSA)
 TFLS: 1.0 (2x, last vs. UTSA)
 INT: 1 (vs. UAB)
 Sacks: 0.0
 PBU: 1 (2x, last at Southern Miss)

• On the Thorpe Watch List and has 36 tackles, 2.5 TFL, an interception and two pass break-ups



7

DEE BAULKMAN

balk-min

SR • DB • 5-11 • 191

Bainbridge, GA

Arizona Western

CAREER GAME HIGHS
 Tackles: 7 (at Army, 2016)
 TFLS: 1.0 (4x, last at WKU, 2016)
 INT: 0
 Sacks: 1.0 (at Army, 2016)
 PBU: 1 (at Southern Miss, 2017)

2017 SEASON GAME HIGHS
 Tackles: 2 (vs. UTSA)
 TFLS: 0.0
 INT: 0
 Sacks: 0.0
 PBU: 1 (at Southern Miss)

• Has appeared three times in 2017



9

NATE BROOKS

JR • DB • 6-0 • 176

Whitehouse, TX

Whitehouse HS

CAREER GAME HIGHS
 Tackles: 11 (vs. UTSA, 2015)
 TFLS: 2.5 (vs. WKU, 2015)
 INT: 2 (vs. Southern Miss, 2016)
 Sacks: 1.0 (at Rice, 2016)
 PBU: 2 (2x, last at Florida, 2016)

2017 SEASON GAME HIGHS
 Tackles: 6 (at Iowa)
 TFLS: 0.5 (vs. Lamar)
 INT: 0
 Sacks: 0.0 (vs. Lamar)
 PBU: 1 (at SMU)

• Named a 2017 preseason All-Conference USA selection and has started four games at CB



11

CAM JOHNSON

FR • DB • 5-11 • 177

Houston, TX

John H. Reagan Heights HS

CAREER GAME HIGHS
 Tackles: 2 (vs. UAB, 2017)
 TFLS: 0.0
 INT: 0
 Sacks: 0.0
 PBU: 0

2017 SEASON GAME HIGHS
 Tackles: 2 (vs. UAB)
 TFLS: 0.0
 INT: 0
 Sacks: 0.0
 PBU: 0

• Recorded first career tackle in his collegiate debut on 9/2 vs. Lamar



15

ULAIASI TAUAALO

lie-AH-see tower-AH-low

RS JR • DT • 6-2 • 287

Keller, TX

Central HS


CAREER GAME HIGHS
 Tackles: 6 (at Army, 2016)
 TFLS: 1.0 (4x, last vs. Lamar, 2017)
 INT: 0
 Sacks: 1.0 (2x, last vs. Lamar, 2017)
 QBH: 1 (vs. Lamar, 2017)


2017 SEASON GAME HIGHS
 Tackles: 5 (at Iowa)
 TFLS: 1.0 (vs. Lamar)
 INT: 0
 Sacks: 1.0 (vs. Lamar)
 QBH: 1 (vs. Lamar)

• Nicknamed Toala Bear, recorded first sack of 2017 on 9/2 vs. Lamar

BROADCAST BIOS - DEFENSE

	16	<u>KEMON HALL</u> KEY-mon JR • DB • 5-11 • 185 Calhoun City, MS Itawamba CC	CAREER GAME HIGHS Tackles: 8 (at Southern Miss, 2017) TFLS: 0.0 INT: 1 (at SMU, 2017) Sacks: 0.0 PBU: 2 (at SMU, 2017)	2017 SEASON GAME HIGHS Tackles: 8 (at Southern Miss) TFLS: 0.0 INT: 1 (at SMU) Sacks: 0.0 PBU: 2 (at SMU)
		• Has 34 tackles, an interception and five PBUs in six starts at CB		

	17	<u>JOE OZUGWU</u> OH-zuh-GOO RS FR • LB • 6-3 • 217 Alief, TX Taylor HS	CAREER GAME HIGHS Tackles: 2 (vs. Lamar, 2017) TFLS: 0.0 INT: 0 Sacks: 0.0 PBU: 0	2017 SEASON GAME HIGHS Tackles: 2 (vs. Lamar) TFLS: 0.0 INT: 0 Sacks: 0.0 PBU: 0
		• Made collegiate debut on 9/2 vs. Lamar and recorded two tackles		

	18	<u>JOSHUA WHEELER</u> SR • LB • 6-3 • 229 Grand Prairie, TX Tyler JC	CAREER GAME HIGHS Tackles: 8 (vs. Army, 2016) TFLS: 2.0 (2x, last vs. UAB, 2017) INT: 0 Sacks: 2.0 (vs. UAB, 2017) PBU: 1 (at Army, 2016)	2017 SEASON GAME HIGHS Tackles: 6 (vs. UAB) TFLS: 2.0 (vs. UAB) INT: 0 Sacks: 2.0 (vs. UAB) PBU: 0
		• Recorded first two sacks of 2017 vs. UAB on 9/23, nickname is Earl		

	20	<u>WILLIAM LEMASTERS</u> RS SO • LB • 6-2 • 217 Dallas, TX Parish Episcopal	CAREER GAME HIGHS Tackles: 4 (vs. Lamar, 2017) TFLS: 0.0 INT: 1 (vs. Lamar, 2017) Sacks: 0.0 PBU: 2 (vs. Lamar, 2017)	2017 SEASON GAME HIGHS Tackles: 4 (vs. Lamar) TFLS: 0.0 INT: 1 (vs. Lamar) Sacks: 0.0 PBU: 2 (vs. Lamar)
		• Intercepted first pass of his career in the fourth quarter on 9/2 vs. Lamar		

	22	<u>E.J. EJIYA</u> ay-JEE-ah RS JR • LB • 6-3 • 223 Blaine, MN North Dakota State College of Sciences	CAREER GAME HIGHS Tackles: 10 (at Southern Miss, 2017) TFLS: 2.0 (at SMU, 2017) INT: 0 Sacks: 2.0 (at SMU, 2017) PBU: 0	2017 SEASON GAME HIGHS Tackles: 10 (at Southern Miss) TFLS: 2.0 (at SMU) INT: 0 Sacks: 2.0 (at SMU) PBU: 0
		• Has 45 tackles, 6.5 TFL, a team-high 4.5 sacks and a forced fumble		


	24	<u>TAYLOR ROBINSON</u> RS SO • S • 5-11 • 181 Keller, TX Central HS	CAREER GAME HIGHS Tackles: 7 (vs. La Tech, 2016) TFLS: 1.5 (at UTSA, 2016) INT: 0 Sacks: 0.0 PBU: 1 (vs. La Tech, 2016)	2017 SEASON GAME HIGHS Tackles: 4 (vs. Lamar) TFLS: 0.0 INT: 0 Sacks: 0.0 PBU: 0
		• Blocked a punt vs. UAB on 9/23		

	27	<u>ASHTON PRESTON</u> JR • DB • 5-10 • 183 Edmond, OK Santa Fe HS	CAREER GAME HIGHS Tackles: 10 (at Rice, 2016) TFLS: 2.0 (at Rice, 2016) INT: 1 (vs. La Tech, 2016) Sacks: 1.0 (at Rice, 2016) PBU: 1 (4x, last at Southern Miss, 2017)	2017 SEASON GAME HIGHS Tackles: 3 (2x, last at SMU) TFLS: 1.0 (vs. Lamar) INT: 0 Sacks: 0.0 PBU: 1 (3x, last at Southern Miss)
		• Has posted 14 total tackles (1.5 TFL) in six appearances, four starts		

BROADCAST BIOS - DEFENSE

	31	<u>MAKYLE SANDERS</u>	CAREER GAME HIGHS	2017 SEASON GAME HIGHS
		FR • S • 6-0 • 181 Tyler, TX Robert E. Lee HS	Tackles: 3 (at Iowa, 2017) TFLS: 0.0 INT: 0 Sacks 0.0 PBU: 0	Tackles: 3 (at Iowa) TFLS: 0.0 INT: 0 Sacks: 0.0 PBU: 0


• Posted three tackles at Iowa on 9/16

	37	<u>BRANDON GARNER</u>	CAREER GAME HIGHS	2017 SEASON GAME HIGHS
		RS JR • LB • 5-11 • 221 Mansfield, TX Timberview HS	Tackles: 11 (at Army, 2016) TFLS: 3.0 (vs. Marshall, 2016) INT: 0 Sacks: 2.0 (vs. Marshall, 2016) PBU: 2 (at SMU, 2017)	Tackles: 7 (vs. UTSA) TFLS: 2.0 (vs. UAB) INT: 0 Sacks: 1.0 (vs. UAB) PBU: 2 (at SMU)


• Has 25 tackles, 3.5 TFL, 1.0 sack and two PBUs

	41	<u>COLTON MCDONALD</u>	CAREER GAME HIGHS	2017 SEASON GAME HIGHS
		SR • LB • 6-4 • 210 Haslet, TX West Texas A&M	Tackles: 10 (at Iowa, 2017) TFLS: 1.0 (2x, last at Iowa, 2017) INT: 0 Sacks 0.0 PBU: 1 (at Southern Miss, 2017)	Tackles: 10 (at Iowa) TFLS: 1.0 (2x, last at Iowa) INT: 0 Sacks: 0.0 PBU: 1 (at Southern Miss)

• Posted career-high 10 tackles with a TFL at Iowa on 9/16

	44	<u>SID MOORE</u>	CAREER GAME HIGHS	2017 SEASON GAME HIGHS
		RS SR • DL • 6-1 • 253 Van, TX Van HS	Tackles: 6 (at SMU, 2017) TFLS: 2.0 (vs. LA Tech, 2014) INT: 0 Sacks: 1.0 (2x, last at SMU, 2017) QBH: 1 (at SMU, 2017)	Tackles: 6 (at SMU) TFLS: 0.5 (at SMU) INT: 0 Sacks: 1.0 (at SMU) QBH: 1 (at SMU)

• Has 16 tackles (2.5 TFL), a half sack and two quarterback hurries

	49	<u>RODERICK YOUNG</u>	CAREER GAME HIGHS	2017 SEASON GAME HIGHS
		JR • DL • 6-1 • 284 Spring, TX Dekaney HS	Tackles: 7 (at Iowa, 2017) TFLS: 1.5 (at Iowa, 2017) INT: 0 Sacks: 1.0 (2x, last at Southern Miss, 2017) QBH: 4 (vs. UAB, 2017)	Tackles: 4 (at SMU) TFLS: 0.0 INT: 0 Sacks: 1.0 (at Southern Miss) QBH: 4 (vs. UAB)

• Has started all six games and has posted 20 total tackles

	50	<u>LADARIUS HAMILTON</u>	CAREER GAME HIGHS	2017 SEASON GAME HIGHS
		SO • DE • 6-3 • 253 Corrigan, TX Corrigan-Camden HS	Tackles: 3 (4x, last vs. UTSA, 2017) TFLS: 2.0 (at SMU, 2017) INT: 0 Sacks: 1.0 (vs. Southern Miss, 2016) QBH: 2 (vs. UTSA, 2017)	Tackles: 3 (3x, last vs. UTSA) TFLS: 2.0 (at SMU) INT: 0 Sacks: 0.0 QBH: 2 (vs. UTSA)

• Named to C-USA All-Freshman team in 2016

	90	<u>TILLMAN JOHNSON</u>	CAREER GAME HIGHS	2016 SEASON GAME HIGHS
		SR • DE • 6-1 • 251 Round Rock, TX McNeil HS	Tackles: 5 (vs. Nicholls, 2014) TFLS: 3.0 (vs. Nicholls, 2014) INT: 0 Sacks: 3.0 (vs. Nicholls, 2014) QBH: 1 (vs. Lamar, 2017)	Tackles: 0 TFLS: 0.0 INT: 0 Sacks: 0.0 QBH: 1 (vs. Lamar)

• Has appeared twice in 2017 for the Mean Green

BROADCAST BIOS - DEFENSE



99

ANDY FLUSCHE

Fluh-shee

RS SR • DE • 6-3 • 255

Muenster, Texas

Muenster HS

CAREER GAME HIGHS

Tackles: 5 (2x, last vs. Lamar, 2017)

TFLS: 1.5 (vs. Portland State, 2015)

INT: 0

Sacks: 1.0 (2x, last at MTSU, 2015)

QBH: 2 (2x, last at SMU, 2017)

• Has appeared in six games in 2017 and has 13 total tackles with a sack and 4 QB hurries

2017 SEASON GAME HIGHS

Tackles: 5 (vs. Lamar)

TFLS: 1.0 (vs. UAB)

INT: 0

Sacks: 1.0 (vs. UAB)

QBH: 2 (2x, last at SMU)

Pronunciation Guide

- 54 - **Creighton** Barr - cray-tin
- 84 - **Jaelon** Darden - jay-lin
- 99 - **Andy Flusche** - fluh-shee
- 50 - **LaDarius** Hamilton - LUH-dare-ee-us
- 96 - **Tony** Krasniqi - kraz-NICK-ee
- 72 - **Manase** Mose - muh-NAH-say mo-say
- 17 - **Joe Ozougu** - OH-zuh-GOO
- 46 - **Patrick Udofia** - you-doh-fia

- 7 - Dee **Baulkman** - ballk-min
- 5 - **Tyreke** Davis - tie-REEK
- 9 - **Jaylen** Guyton - guy-tin
- 46 - **Christian** Hosley - HOSE-lee
- 44 - Cannon **Maki** - MACK-ee
- 60 - **Sosaia** Mose - so-SIGH-uh mo-say
- 52 - Jevin **Pahinui** - pah-HEE-new-EE
- 19 **Nnamdi** Umeakuana - oo-may-uh-kwon-uh

- 8 - Rico **Bussey, Jr.** - buss-EE
- 22 - E.J. **Ejiya** - ay-GEE-uh
- 16 - **Kemon** Hall - KEY-mon
- 13 - **Quinetin** Jackson - Kwin-tin
- 6 **Kishawn** McClain - KEY-shawn
- 4 **Khairi** Muhammad - KYE-ree
- 15 **Ulaiasi Tauaalo** - lie-AH-see tower-ah-low

2017 Game Summaries

Game 1

September 2, 2017
 Denton, Texas
 North Texas 59, Lamar 14

↳ Team Statistics

	LU	UNT
First Downs	15	31
Rushes-Yards	33-86	60-436
Passing-Yards	180	232
Comp-Att-Int	20-41-1	17-24-0
Total Plays-Yards	74-266	84-668
Punts-Yards	9-330	3-109
Fumbles/Lost	2-1	1-1
Penalties	3-15	5-40
3rd Down Conv.	4/18	3/11
Time of Possession	21:06	38:54

↳ Individual Statistics

RUSHING - LU - King 11-37, **North Texas** - Wilson 12-176
PASSING - LU - Colbert, Jr. 14-28-140-2, **North Texas** - Fine 15-21-224-0
RECEIVING - LU - Mart. Hawthorne 2-79, **North Texas** - Lawrence 3-70, Guyton 4-63

↳ Score By Quarters

	1	2	3	4	Score
Lamar	7	7	0	0	14
North Texas	17	21	14	7	59

↳ Scoring Summary

UNT - Wilson 10 yd run (Moore kick), 12:01, 1st
 UNT - Jackson, 31 yd pass from Fine (Moore kick), 8:38, 1st
 UNT - Moore, 24 yd FG, 4:04, 1st
 LU - Wood, 1 yd pass from Colbert, Jr. (Martinez kick), 0:34, 1st
 UNT - Wilson, 2 yd run (Moore kick), 10:26, 2nd
 UNT - Wilson 62 yd run (Moore kick), 8:28 2nd
 LU - Mart. Hawthorne 68 yd pass from Colbert, Jr. (Martinez kick), 4:59, 2nd
 UNT - Lawrence 44 yd pass from Fine (Moore kick), 1:56, 2nd
 UNT - Smith 9 yd pass from Fine (Moore kick), 12:31, 3rd
 UNT - Smith, 1 yd run (Moore kick), 6:02, 3rd
 UNT - Tucker, 12 yd run (Moore kick), 14:54, 4th

Game 2

September 9, 2017
 Dallas, Texas
 SMU 54, North Texas 32

↳ Team Statistics

	UNT	SMU
First Downs	22	20
Rushes-Yards	27-69	34-99
Passing-Yards	424	394
Comp-Att-Int	32-47-2	22-41-1
Total Plays-Yards	74-493	75-493
Punts-Yards	4-155	7-278
Fumbles/Lost	2-1	0-0
Penalties	7-58	4-50
3rd Down Conv.	6-for-15	9-for-18
Time of Possession	32:02	27:58

↳ Individual Statistics

RUSHING - **North Texas** - Wilson 13-36, **SMU** - Jones 13-74.
PASSING - **North Texas** - Fine 32-47-424-2, **SMU** - Hicks 20-39-312-1
RECEIVING - **North Texas** - Guyton 3-109, Lawrence 8-90 **SMU** - Sutton 8-163, Quinn 6-96

↳ Score By Quarters

	1	2	3	4	Score
North Texas	10	0	7	15	32
SMU	10	14	16	14	54

↳ Scoring Summary

UNT - Wilson 2 yd run (Moore kick), 11:41 1st
 UNT - Moore 46 yd FG, 8:45, 1st
 SMU - Sutton 62 yd pass from Hicks (Williams kick), 6:49, 1st
 SMU - Williams 36 yd FG, 2:32, 1st
 SMU - Sutton 40 yd pass from Hicks (Williams kick), 5:15, 2nd
 SMU - Sutton 4 yd pass from Hicks (Williams kick), 0:10, 2nd
 SMU - Sutton 35 yd pass from Hicks, 14:24, 3rd
 SMU - Jones 1 yd run (Williams kick), 11:23, 3rd
 UNT - Guyton 72 yd pass from Fine (Moore kick), 6:56, 3rd
 SMU - Team safety, 4:02, 3rd
 SMU - Jones 47 yd run (Williams kick), 14:30, 4th
 SMU - Gailliard 76 yd pass from Gillins (Williams kick), 11:27, 4th
 UNT - Guyton 29 yd pass from Fine (Moore kick), 10:45, 4th
 UNT - Darden 13 yd pass from Fine (Darden pass from Fine), 3:24,

2017 Game Summaries

Game 3

September 16, 2017
Iowa City, Iowa
Iowa 31, North Texas 14

↳ Team Statistics

	UNT	IOWA
First Downs	17	28
Rushes-Yards	17-112	59-238
Passing-Yards	193	197
Comp-Att-Int	18-29-1	16-27-0
Total Plays-Yards	46-305	86-435
Punts-Yards	5-152	1-47
Fumbles/Lost	2-1	2-2
Penalties	13-119	6-63
3rd Down Conv.	0-for-6	11-for-18
Time of Possession	19:15	40:45

↳ Individual Statistics

RUSHING - North Texas - Wilson 12-95, Iowa - Young 19-78, Kelly-Martin 11-74, Butler 16-74

PASSING - North Texas - Fine 16-26-167-1, Iowa - Stanley 16-27-197-0

RECEIVING - North Texas - Smiley 7-74, Iowa - Easley 5-37

↳ Score By Quarters

	1	2	3	4	Score
North Texas	7	7	0	0	14
Iowa	7	3	7	14	31

↳ Scoring Summary

UNT - Wilson 41 yd run (Moore kick), 5:34, 1st
Iowa - Hockenson, 8 yd pass from Stanley (Recinos kick), 0:52, 1st
Iowa - Recinos, 42 yd FG, 5:23, 2nd
UNT - Guyton, 13 yd pass from Shanbour (Moore kick), 0:11, 2nd
Iowa - Fant, 23 yd pass from Stanley (Recinos kick), 4:24, 3rd
Iowa - Kelly-Martin 2 yd run (Recinos kick), 8:16 4th
Iowa - Kelly-Martin, 6 yd run (Recinos kick), 1:47, 4th

Game 4

September 23, 2017
Denton, Texas
North Texas 46, UAB 43

↳ Team Statistics

	UAB	UNT
First Downs	16	28
Rushes-Yards	36-74	44-287
Passing-Yards	321	261
Comp-Att-Int	17-36-1	15-29-0
Total Plays-Yards	72-395	73-548
Punts-Yards	6-202	2-89
Fumbles/Lost	1-1	2-2
Penalties	7-49	4-33
3rd Down Conv.	12-for-19	6-for-13
Time of Possession	28:28	31:32

↳ Individual Statistics

RUSHING - UAB - S. Brown 17-50, North Texas - Wilson 26-211.

PASSING - UAB - Erdely 17-36-321-1, North Texas - Fine 15-29-261-0

RECEIVING - UAB - A. Wilson 5-150, C. Lisa 4-105, North Texas - K. Smith 4-82, Lawrence 3-64

↳ Score By Quarters

	1	2	3	4	Score
UAB	7	7	15	14	43
North Texas	10	20	7	9	46

↳ Scoring Summary

UAB - Brown 1 yd run (Vogel kick), 9:06 1st
UNT - Moore 29 yd FG, 3:19, 1st
UNT - Guyton 47 yd pass from Fine (Moore kick), 0:41, 1st
UNT - Wilson 2 yd run (Moore kick), 11:17, 2nd
UNT - N. Smith 29 yd run (Team kick failed), 4:03, 2nd
UAB - A. Wilson 48 yd pass from Erdely (Vogel kick), 2:25, 2nd
UNT - Lawrence 40 yd pass from Fine (Moore kick), 0:44, 2nd
UAB - Stanley 6 yd run (Vogel kick), 8:45, 3rd
UNT - Smiley 22 yd pass from Fine (Moore kick), 6:56, 3rd
UAB - A. Wilson 58 yd pass from Erdely (Scott pass from Ederly), 2:30, 3rd
UNT - Moore 40 yd FG, 14:12, 4th
UNT - Moore 45 yd FG, 7:43, 4th
UAB - Copeland 4 yd pass from Erdely (Vogel kick), 5:51, 4th
UAB - Stanley 5 yd pass from Erdely (Vogel kick), 0:27, 4th
UNT - Moore 22 yd FG, 0:07, 4th

2017 Game Summaries

Game 5

September 30, 2017
 Hattiesburg, Mississippi
 North Texas 43. Southern Miss 28

↳ Team Statistics

	UNT	USM
First Downs	24	18
Rushes-Yards	46-174	29-145
Passing-Yards	366	270
Comp-Att-Int	24-41-1	19-42-0
Total Plays-Yards	87-540	71-415
Punts-Yards	4-158	8-266
Fumbles/Lost	2-1	0-0
Penalties	3-19	6-64
3rd Down Conv.	9-for-21	5-for-15
Time of Possession	36:33	23:27

↳ Individual Statistics

RUSHING - North Texas - Wilson 30-148, Southern Miss - Smith 13-102
PASSING - North Texas - Fine 24-40-366-1, Southern Miss - Griggs 19-42-270-0
RECEIVING - North Texas - Guyton 14-211, Southern Miss - Stagers 5-112

↳ Score By Quarters

	1	2	3	4	Score
North Texas	7	10	16	10	43
Southern Miss	14	3	7	14	28

↳ Scoring Summary

USM - Stagers, 7 yd pass from Griggs (Shaunfield kick), 11:44, 1st
 USM - Griggs, 4 yd rush (Shaunfield kick), 5:38, 1st
 UNT - Wilson, 46 yd run (Moore kick), 0:47, 1st
 USM - Smith, 65 yd run (Shaunfield kick), 10:00, 2nd
 UNT - Guyton, 2 yd pass from Fine (Moore kick), 2:42, 2nd
 UNT - Moore, 48 yd FG, 0:00 2nd
 UNT - Moore, 20 yd FG, 9:01, 3rd
 UNT - Bussey, Jr., 16 yd pass from Fine (Moore kick), 4:08, 3rd
 UNT - Wilson, 43 yd run (Fine pass failed), 2:49, 3rd
 USM - Smith, 4 yd run (Shaunfield kick), 0:00, 3rd
 UNT - Wilson, 6 yd run (Moore kick), 11:29, 4th
 UNT - Moore, 44 yd FG, 4:30, 4th

Game 6

October 14, 2017
 Denton, Texas
 North Texas 29, UTSA 26

↳ Team Statistics

	UTSA	UNT
First Downs	19	19
Rushes-Yards	41-174	32-87
Passing-Yards	215	354
Comp-Att-Int	13-25-0	20-35-0
Total Plays-Yards	66-389	67-441
Punts-Yards	5-228	4-156
Fumbles/Lost	1-0	2-0
Penalties	7-60	3-29
3rd Down Conv.	4-for-14	9-for-16
Time of Possession	31:41	28:19

↳ Individual Statistics

RUSHING - UTSA - Rhodes 19-71, North Texas - Wilson 16-83.
PASSING - UTSA - Sturm 13-24-215-0, North Texas - Fine 20-34-354-1
RECEIVING - UTSA - Stewart 3-54, North Texas - Guyton 8-182

↳ Score By Quarters

	1	2	3	4	Score
UTSA	7	10	3	6	26
North Texas	16	0	0	13	29

↳ Scoring Summary

UNT - Fine 2 yd run (Moore kick), 7:35 1st
 UNT - Guyton 77 yd pass from Fine (Team kick failed), 5:32, 1st
 UTSA - Clay 41 yd pass from Sturm (Sackett kick), 4:38, 1st
 UNT - Moore 23 yd FG, 0:34, 1st
 UTSA - Sackett 42 yd FG, 12:17, 2nd
 UTSA - Beard 0 yd fumble recovery (Sackett kick), 2:00, 2nd
 UTSA - Sackett 37 yd FG, 8:23, 3rd
 UNT - Guyton 32 yd pass from Fine (Team kick failed), 12:47, 4th
 UTSA - Rhodes 43 yd pass from Sturm (Sturm pass failed), 3:29, 4th
 UNT - Bussey, Jr. 22 yd pass from Fine (Moore kick), 0:10, 4th

2017 Starters

↳ Offense

Game	LT	LG	C	RG	RT	WR	TE	WR	WR	RB	QB
vs. Lamar	Murray	Woodworth	Barr	S. Mose	Mayfield	Guyton	Smith	Lawrence	Smiley	Wilson	Fine
at SMU	Murray	Woodworth	S. Mose	Henson	Mayfield	Guyton	Smith	Lawrence	Smiley	Wilson	Fine
at Iowa	Murray	Woodworth	Barr	Henson	Mayfield	Guyton	Smith	Lawrence	Smiley	Wilson	Fine
vs. UAB	Murray	Woodworth	Barr	Henson	Mayfield	Guyton	Smith	Lawrence	Bussey, Jr.	Wilson	Fine
at Southern Miss	Murray	Woodworth	Barr	Henson	Mayfield	Guyton	Smith	Chumley (TE)	Bussey, Jr.	Wilson	Fine
vs. UTSA	Murray	Woodworth	S. Mose	Henson	Mayfield	Guyton	Darden (WR)	Lawrence	Bussey, Jr.	Wilson	Fine
at Florida Atlantic											
vs. Old Dominion											
at La Tech											
vs. UTEP											
vs. Army											
at Rice											

↳ Defense

Game	DE	NT	DE	JACK	MLB	WLB	NICK	CB	CB	S	S
vs. Lamar	Moore	Young	Johnson	Ejiya	McDonald	Garner	Preston	Brooks	Hall	McClain	Muhammad
at SMU	Flusche	Young	Hamilton	Ejiya	McDonald	Garner	Preston	Brooks	Hall	McClain	Muhammad
at Iowa	Flusche	Young	Hamilton	Ejiya	McDonald	Garner	Wheeler(LB)	Brooks	Hall	McClain	Muhammad
vs. UAB	Flusche	Young	Hamilton	Wheeler	Ejiya	Garner	Preston	Brooks	Hall	McClain	Muhammad
at Southern Miss	Flusche	Young	Hamilton	Wheeler	Ejiya	McDonald	Preston	Jenkins	Hall	McClain	Muhammad
vs. UTSA	Flusche	Young	Hamilton	Wheeler	Ejiya	Garner	McDonald (LB)	Jenkins	Hall	McClain	Muhammad
at Florida Atlantic											
vs. Old Dominion											
at La Tech											
vs. UTEP											
vs. Army											
at Rice											

2017 Results

Sep 02, 2017	LAMAR	W	59-14	1-0	0-0	3:05	19592
Sep 09, 2017	at SMU	L	32-54	1-1	0-0	3:26	24638
Sep 16, 2017	at Iowa Hawkeyes	L	14-31	1-2	0-0	3:26	65668
* Sep 23, 2017	UAB	W	46-43	2-2	1-0	3:21	20142
* Sep 30, 2017	at Southern Miss	W	43-28	3-2	2-0	3:25	21907
* Oct 14, 2017	UTSA	W	29-26	4-2	3-0	3:17	23068

2017 Overall Team Statistics

Team Statistics	NT	OPP
SCORING	223	196
Points Per Game	37.2	32.7
Points Off Turnovers	17	38
FIRST DOWNS	141	116
Rushing	57	46
Passing	74	60
Penalty	10	10
RUSHING YARDAGE	1165	816
Yards gained rushing	1347	972
Yards lost rushing	182	156
Rushing Attempts	226	232
Average Per Rush	5.2	3.5
Average Per Game	194.2	136.0
TDs Rushing	13	10
PASSING YARDAGE	1830	1577
Comp-Att-Int	126-205-5	107-212-3
Average Per Pass	8.9	7.4
Average Per Catch	14.5	14.7
Average Per Game	305.0	262.8
TDs Passing	15	16
TOTAL OFFENSE	2995	2393
Total Plays	431	444
Average Per Play	6.9	5.4
Average Per Game	499.2	398.8
KICK RETURNS: #-Yards	15-305	20-458
PUNT RETURNS: #-Yards	9-36	2-18
INT RETURNS: #-Yards	3-0	5-7
KICK RETURN AVERAGE	20.3	22.9
PUNT RETURN AVERAGE	4.0	9.0
INT RETURN AVERAGE	0.0	1.4
FUMBLES-LOST	11-6	6-4
PENALTIES-Yards	35-298	34-301
Average Per Game	49.7	50.2
PUNTS-Yards	22-819	36-1351
Average Per Punt	37.2	37.5
Net punt average	36.4	35.4
KICKOFFS-Yards	44-2803	35-2010
Average Per Kick	63.7	57.4
Net kick average	40.2	37.3
TIME OF POSSESSION/Game	31:06	28:54
3RD-DOWN Conversions	33/82	45/102
3rd-Down Pct	40%	44%
4TH-DOWN Conversions	7/12	9/14
4th-Down Pct	58%	64%
SACKS BY-Yards	13-100	14-88
MISC YARDS	0	14
TOUCHDOWNS SCORED	28	26
FIELD GOALS-ATTEMPTS	10-11	4-5
ON-SIDE KICKS	0-0	0-1
RED-ZONE SCORES	(18-21) 86%	(16-18) 89%
RED-ZONE TOUCHDOWNS	(13-21) 62%	(14-18) 78%
PAT-ATTEMPTS	(23-25) 92%	(24-24) 100%
ATTENDANCE	62802	112213
Games/Avg Per Game	3/20934	3/37404
Neutral Site Games		0/0

Score by Quarters	1st	2nd	3rd	4th	OT	Total
North Texas	67	58	44	54	0	223
Opponents	52	48	48	48	0	196

2017 Overall Individual/Career Statistics

Receiving	gp	att	gain	loss	net	avg	td	lg	snags	gp	att	gain	loss	net	avg	td	lg	snags
WILSON, Jeffery	6	109	780	31	749	6.9	9	62	124.8	36	483	2739	93	2739	5.7	25	75	76.1
SMITH, Nic	6	41	220	10	210	5.1	2	32	35.0	6	41	220	10	210	5.1	2	32	35.0
JOHNSON, Evan	6	17	119	0	119	7.0	0	16	19.8	6	17	119	0	119	7.0	0	16	19.8
SHANBOUR, Quinn	6	5	46	0	46	9.2	0	28	7.7	7	6	46	0	46	7.7	0	28	6.6
TUCKER, Andrew	6	4	29	0	29	7.2	1	12	4.8	39	47	301	5	301	6.4	3	71	7.7
FINE, Mason	6	37	136	116	20	0.5	1	16	3.3	16	131	534	396	138	1.1	3	80	8.6
GUYTON, Jalen	6	3	12	0	12	4.0	0	9	2.0	6	3	12	0	12	4.0	0	9	2.0
HOSLEY, C.	6	4	4	2	2	0.5	0	2	0.3	6	4	4	2	2	0.5	0	2	0.3
DARDEN, Jaelon	6	1	1	0	1	1.0	0	1	0.2	6	1	1	0	1	1.0	0	1	0.2
MUHAMMAD, K.	6	1	0	1	-1	-1.0	0	0	-0.2	18	1	0	1	-1	-1.0	0	0	-0.1
TEAM	5	4	0	22	-22	-5.5	0	0	-4.4									
Total	6	226	1347	182	1165	5.2	13	62	194.2									
Opponents	6	232	972	156	816	3.5	10	65	136.0									

Passing	gp	effic	comp-att-int	qtr	yds	td	lg	snags	gp	effic	comp-att-int	qtr	yds	td	lg	snags
FINE, Mason	6	156.00	122-197-5	61.9	1796	14	77	298.3	16	132.90	277-458-18	60.5	3368	20	77	210.5
SHANBOUR, Quinn	6	203.12	4-5-0	80.0	34	1	13	5.7	7	169.27	4-5-0	66.7	34	1	13	4.9
TEAM	5	0.00	0-3-0	0.0	0	0	0	0.0								
Total	6	155.72	126-205-5	61.5	1830	15	77	305.0								
Opponents	6	135.00	107-212-3	50.5	1577	16	76	262.0								

Receiving	gp	att	yds	avg	td	lg	snags	gp	att	yds	avg	td	lg	snags
GUYTON, Jalen	6	32	626	19.6	7	77	104.3	6	32	626	19.6	7	77	104.3
LAWRENCE, M.	6	22	340	15.5	2	49	56.7	13	23	356	15.5	2	49	27.4
BUSSEY, Rico	5	19	131	10.1	2	22	26.2	11	21	228	10.9	3	30	20.7
DARDEN, Jaelon	6	12	122	10.2	1	28	20.3	6	12	122	10.2	1	28	20.3
SMITH, Kevin	6	11	130	11.8	0	25	21.7	15	18	209	11.6	2	25	13.9
WILSON, Jeffery	6	11	56	5.1	0	16	9.3	36	57	415	7.3	2	38	11.5
SMILEY, Tanner	6	10	221	22.1	1	45	36.0	48	82	1068	12.9	5	55	26.5
SMITH, Nic	6	7	80	11.4	1	29	13.3	6	7	80	11.4	1	29	13.3
CHUMLEY, Caleb	6	4	65	16.2	0	43	10.8	6	4	65	16.2	0	43	10.8
JACKSON, Q.	4	2	40	20.0	1	31	10.0	5	2	40	20.0	1	31	8.0
PIRTLE, Jason	5	1	19	19.0	0	19	3.8	5	1	19	19.0	0	19	3.8
JOHNSON, Evan	6	1	0	0.0	0	0	0.0	6	1	0	0.0	0	0	0.0
Total	6	126	1830	14.5	15	77	305.0							
Opponents	6	107	1577	14.7	16	76	262.8							

Total Offense	q	plays	rech	pass	total	snags	q	plays	rech	pass	total	snags
FINE, Mason	6	234	20	1796	1816	302.7	16	589	138	3368	3506	219.1
WILSON, Jeffery	6	109	749	0	749	124.8	6	41	210	0	210	35.0
SMITH, Nic	6	41	210	0	210	35.0	6	17	119	0	119	19.8
JOHNSON, Evan	6	17	119	0	119	19.8	7	12	46	34	80	11.4
SHANBOUR, Quinn	6	10	46	34	80	13.3	7	12	46	34	80	11.4
TUCKER, Andrew	6	4	29	0	29	4.8	39	47	301	0	301	7.7
GUYTON, Jalen	6	3	12	0	12	2.0	6	3	12	0	12	2.0
HOSLEY, C.	6	4	2	0	2	0.3	6	4	2	0	2	0.3
DARDEN, Jaelon	6	1	1	0	1	0.2	6	1	1	0	1	0.2
MUHAMMAD, K.	6	1	-1	0	-1	-0.2	18	1	-1	0	-1	-0.1
TEAM	5	7	-22	0	-22	-4.4						
Total	6	431	1165	1830	2995	499.2						
Opponents	6	444	816	1577	2393	398.8						

2017 Overall Individual/Career Statistics

Scoring	td	fg	PAT				dxp	saf	pts	td	fg	PAT				dxp	saf	pts
			kick	rush	rcv	pass						kick	rush	rcv	pass			
WILSON, Jeffery	9	-	-	-	-	-	-	54	27	-	-	-	-	-	-	-	162	
MOORE, Trevor	-	10-11	23-23	-	-	-	-	53	-	43-55	122-122	-	-	-	-	-	251	
GUYTON, Jalen	7	-	-	-	-	-	-	42	7	-	-	-	-	-	-	42		
SMITH, Nic	3	-	-	-	-	-	-	18	3	-	-	-	-	-	-	18		
BUSSEY, Rico	2	-	-	-	-	-	-	12	3	-	-	-	-	-	-	18		
LAWRENCE, M.	2	-	-	-	-	-	-	12	2	-	-	-	-	-	-	12		
DARDEN, Jaelon	1	-	-	-	1	-	-	8	1	-	-	-	1	-	-	8		
JACKSON, Q.	1	-	-	-	-	-	-	6	1	-	-	-	-	-	-	6		
TUCKER, Andrew	1	-	-	-	-	-	-	6	4	-	-	-	-	-	-	24		
SMILEY, Turner	1	-	-	-	-	-	-	6	5	-	-	-	-	-	-	30		
FINE, Mason	1	-	-	-	-	1-2	-	6	3	-	-	-	-	1-3	-	18		
TEAM	-	-	0-3	-	-	-	-	0	-	-	-	-	-	-	-	-		
Total	28	10-11	23-26	-	1	1-2	-	223	-	-	-	-	-	-	-	-		
Opponents	26	4-5	24-24	-	1	1-2	-	196	-	-	-	-	-	-	-	-		

Punt Returns	no.	yds	avg	td	lg	no.	yds	avg	td	lg
JENKINS, Eric	4	4	1.0	0	8	4	4	1.0	0	8
DARDEN, Jaelon	3	24	8.0	0	12	3	24	8.0	0	12
SMILEY, Turner	1	3	3.0	0	0	12	100	8.3	0	34
ROBINSON, T.	1	5	5.0	0	0	1	5	5.0	0	0
Total	9	36	4.0	0	12	-	-	-	-	-
Opponents	2	18	9.0	0	17	-	-	-	-	-

Kick Returns	no.	yds	avg	td	lg	no.	yds	avg	td	lg
DARDEN, Jaelon	9	176	19.6	0	29	9	176	19.6	0	29
JOHNSON, Evan	4	98	24.5	0	48	4	98	24.5	0	48
HOWARD, Connor	2	35	17.5	0	27	2	35	17.5	0	27
MCCLAIN, K.	0	-4	0.0	0	0	0	-4	0.0	0	0
Total	15	305	20.3	0	48	-	-	-	-	-
Opponents	20	488	24.4	0	51	-	-	-	-	-

Interceptions	no.	yds	avg	td	lg	no.	yds	avg	td	lg
MCCLAIN, K.	1	0	0.0	0	0	6	23	3.8	0	18
HALL, Kemon	1	0	0.0	0	0	1	0	0.0	0	0
LEMASTERS, W.	1	0	0.0	0	0	1	0	0.0	0	0
Total	3	0	0.0	0	0	-	-	-	-	-
Opponents	5	7	1.4	0	5	-	-	-	-	-

Fumble Returns	no.	yds	avg	td	lg	no.	yds	avg	td	lg
TAUAALO, T.J.	1	27	27.0	0	27	1	27	27.0	0	27
Total	1	27	27.0	0	27	-	-	-	-	-
Opponents	0	0	0.0	0	0	-	-	-	-	-

2017 Overall FG/Defensive/Career Statistics

Field Goals	fg	pct.	01-19	20-29	30-39	40-49	50-99	lg	blk
MOORE, Trevor	10-11	90.9	0-0	5-5	0-0	5-6	0-0	48	1

FG Sequence	North Texas	Opponents
Lamar	(24)	-
SMU	(46)	(36)
Iowa Hawkeyes	40	(42)
UAB	(29),(40),(45),(22)	-
Southern Miss	(48),(20),(44)	-
UTSA	(23)	(42),46,(37)

##	Defensive Leaders	gp	ua	a	total	tfl	sack	int	pbu	fr	ff	blk	gp	ua	a	total	tfl	sack	int	pbu	fr	ff	blk
4	MUHAMMAD, K.	6	30	22	52	3.0	0.5	.	.	1	1	.	18	37	30	67	3.5	1.0	1	1	1	1	.
22	EJIYA, E.J.	6	15	30	45	6.5	4.5	.	.	.	1	.	19	41	47	88	10.0	4.5	.	.	.	1	.
0F	MCCLAIN, K.	6	25	11	36	2.5	.	1	2	.	.	.	43	190	86	276	10.5	1.5	6	8	1	4	.
16	HALL, Kemon	6	24	10	34	0.0	.	1	5	.	1	.	6	24	10	34	0.0	.	1	5	.	1	.
37	GARNER, Brandon	6	16	9	25	3.5	1.0	.	2	.	.	.	28	63	30	93	13.5	5.5	.	2	2	.	.
49	YOUNG, Roderick	6	9	11	20	2.5	1.0	30	35	41	76	8.0	2.5	.	.	1	.	.
41	MCDONALD, C.	6	12	7	19	2.0	.	.	1	.	.	.	6	12	7	19	2.0	.	.	1	.	.	.
2	JENKINS, Eric	6	13	4	17	0.0	.	.	5	.	.	.	17	26	9	35	1.0	.	3	15	.	1	.
99	FLUSCHE, Andy	6	7	10	17	3.0	1.5	.	2	.	.	.	37	24	38	62	8.5	4.0	.	3	.	.	.
44	MOORE, Sid	5	9	7	16	2.5	0.5	25	20	17	37	7.0	2.0
50	HAMILTON, L.	6	8	6	14	2.5	18	14	9	23	5.5	1.0
15	TAUAAALO, T.J.	6	6	8	14	2.0	1.0	.	.	1	.	.	31	37	29	66	6.0	2.5	.	1	2	1	.
9	BROOKS, Nate	4	12	2	14	0.5	.	.	1	.	.	.	27	75	34	109	6.0	1.0	4	8	.	2	.
27	PRESTON, Ashton	6	11	3	14	1.5	.	.	3	.	.	.	29	43	19	62	6.0	1.0	1	5	.	1	.
18	WHEELER, Joshua	5	10	4	14	3.5	2.0	17	36	20	56	11.0	7.5	.	2	.	2	.
24	ROBINSON, T.	6	5	1	6	0.0	1	17	17	7	24	0.0	.	.	1	.	.	1
14	FERNANDES, C.	6	5	1	6	0.0	8	10	2	12	1.0
31	SANDERS, Makyle	5	4	1	5	0.0	5	4	1	5	0.0
5	DAVIS, Tyreke	6	3	1	4	0.0	6	3	1	4	0.0
11	JOHNSON, Cam	6	3	1	4	0.0	6	3	1	4	0.0
20	LEMASTERS, W.	2	3	1	4	0.0	.	1	2	.	.	.	6	5	2	7	0.0	.	1	3	.	.	.
7	BAULKMAN, Dee	3	2	1	3	0.0	.	.	1	.	1	.	15	22	16	38	5.5	2.5	.	1	.	2	.
17	OZOUGWU, Joe	4	.	2	2	0.0	4	.	2	2	0.0
25	TUCKER, Andrew	6	1	1	2	0.0	39	12	3	15	0.0
90	JOHNSON, Ti.	2	1	1	2	1.5	32	19	12	31	7.5	5.0
42	MANN, Corey	3	2	.	2	0.0	.	.	1	.	.	.	3	2	.	2	0.0	.	.	1	.	.	.
96	KRASNIQI, Tony	5	2	.	2	1.0	1.0	5	2	.	2	1.0	1.0
71	MURRAY, Jordan	6	1	.	1	0.0	24	2	.	2	0.0
32	LAWRENCE, M.	6	1	.	1	0.0	13	1	.	1	0.0
46	HOSLEY, C.	6	.	1	1	0.0	6	.	1	1	0.0
8	BUSSEY, Rico	5	1	.	1	0.0	11	2	.	2	0.0
9C	PATTERSON, B.	2	1	.	1	0.0	2	1	.	1	0.0
26	JOHNSON, Evan	6	1	.	1	0.0	6	1	.	1	0.0
TM	TEAM	5	.	.	.	0.0	.	.	.	1
30	MOORE, Trevor	6	.	.	.	0.0	.	.	.	1	.	.	42	1	.	1	0.0	.	.	.	1	.	.
Total		6	243	156	399	38	13	3	25	4	4	1											
Opponents		6	239	154	393	44	14	5	20	6	6	1											

2017 Individual Game Highs

Rushes	30	WILSON, Jeffery at Southern Miss (Sep 30, 2017)
Yards Rushing	211	WILSON, Jeffery vs UAB (Sep 23, 2017)
TD Rushes	3	WILSON, Jeffery vs Lamar (Sep 02, 2017)
	3	WILSON, Jeffery at Southern Miss (Sep 30, 2017)
Long Rush	62	WILSON, Jeffery vs Lamar (Sep 02, 2017)
Pass attempts	47	FINE, Mason at SMU (Sep 09, 2017)
Pass completions	32	FINE, Mason at SMU (Sep 09, 2017)
Yards Passing	424	FINE, Mason at SMU (Sep 09, 2017)
TD Passes	3	FINE, Mason vs Lamar (Sep 02, 2017)
	3	FINE, Mason at SMU (Sep 09, 2017)
	3	FINE, Mason vs UAB (Sep 23, 2017)
	3	FINE, Mason vs UTSA (Oct 14, 2017)
Long Pass	77	FINE, Mason vs UTSA (Oct 14, 2017)
Receptions	14	GUYTON, Jalen at Southern Miss (Sep 30, 2017)
Yards Receiving	211	GUYTON, Jalen at Southern Miss (Sep 30, 2017)
TD Receptions	2	GUYTON, Jalen at SMU (Sep 09, 2017)
	2	GUYTON, Jalen vs UTSA (Oct 14, 2017)
Long Reception	77	GUYTON, Jalen vs UTSA (Oct 14, 2017)
Field Goals	4	MOORE, Trevor vs UAB (Sep 23, 2017)
Long Field Goal	48	MOORE, Trevor at Southern Miss (Sep 30, 2017)
Punts	5	KENWORTHY, A. at Iowa Hawkeyes (Sep 16, 2017)
Punting Avg	44.5	KENWORTHY, A. vs UAB (Sep 23, 2017)
Long Punt	51	KENWORTHY, A. vs UAB (Sep 23, 2017)
	51	PATTERSON, B. vs UTSA (Oct 14, 2017)
Punts inside 20	2	KENWORTHY, A. vs Lamar (Sep 02, 2017)
	2	KENWORTHY, A. at Iowa Hawkeyes (Sep 16, 2017)
	2	PATTERSON, B. vs UTSA (Oct 14, 2017)
Long Punt Return	12	DARDEN, Jaelon at SMU (Sep 09, 2017)
	12	DARDEN, Jaelon vs UAB (Sep 23, 2017)
Long Kickoff Return	48	JOHNSON, Evan vs UAB (Sep 23, 2017)
Tackles	13	MUHAMMAD, K. at Iowa Hawkeyes (Sep 16, 2017)
Sacks	2.0	EJIYA, E.J. at SMU (Sep 09, 2017)
	2.0	WHEELER, Joshua vs UAB (Sep 23, 2017)
Tackles For Loss	2.0	EJIYA, E.J. at SMU (Sep 09, 2017)
	2.0	HAMILTON, L. at SMU (Sep 09, 2017)
	2.0	WHEELER, Joshua vs UAB (Sep 23, 2017)
	2.0	GARNER, Brandon vs UAB (Sep 23, 2017)
	2.0	MOORE, Sid vs UAB (Sep 23, 2017)
	2.0	FLUSCHE, Andy vs UTSA (Oct 14, 2017)
Interceptions	1	LEMASTERS, W. vs Lamar (Sep 02, 2017)
	1	HALL, Kemon at SMU (Sep 09, 2017)
	1	MCCLAIN, K. vs UAB (Sep 23, 2017)

2017 Team Game Highs

Rushes	60	vs Lamar (Sep 02, 2017)
Yards Rushing	436	vs Lamar (Sep 02, 2017)
Yards Per Rush	7.3	vs Lamar (Sep 02, 2017)
TD Rushes	5	vs Lamar (Sep 02, 2017)
Pass attempts	47	at SMU (Sep 09, 2017)
Pass completions	32	at SMU (Sep 09, 2017)
Yards Passing	424	at SMU (Sep 09, 2017)
Yards Per Pass	10.1	vs UTSA (Oct 14, 2017)
TD Passes	3	vs Lamar (Sep 02, 2017)
	3	at SMU (Sep 09, 2017)
	3	vs UAB (Sep 23, 2017)
	3	vs UTSA (Oct 14, 2017)
Total Plays	87	at Southern Miss (Sep 30, 2017)
Total Offense	668	vs Lamar (Sep 02, 2017)
Yards Per Play	8.0	vs Lamar (Sep 02, 2017)
Points	59	vs Lamar (Sep 02, 2017)
Sacks By	4	vs UAB (Sep 23, 2017)
First Downs	31	vs Lamar (Sep 02, 2017)
Penalties	13	at Iowa Hawkeyes (Sep 16, 2017)
Penalty Yards	119	at Iowa Hawkeyes (Sep 16, 2017)
Turnovers	3	at SMU (Sep 09, 2017)
Interceptions By	1	vs Lamar (Sep 02, 2017)
	1	at SMU (Sep 09, 2017)
	1	vs UAB (Sep 23, 2017)
Punts	5	at Iowa Hawkeyes (Sep 16, 2017)
Punting Avg	44.5	vs UAB (Sep 23, 2017)
Long Punt	51	vs UAB (Sep 23, 2017)
	51	vs UTSA (Oct 14, 2017)
Punts inside 20	2	vs Lamar (Sep 02, 2017)
	2	at Iowa Hawkeyes (Sep 16, 2017)
	2	vs UTSA (Oct 14, 2017)
Long Punt Return	12	at SMU (Sep 09, 2017)
	12	vs UAB (Sep 23, 2017)

2017 Opponent Individual Game Highs

Rushes	19	Young, Toren, at Iowa Hawkeyes (Sep 16, 2017)
	19	Rhodes, vs UTSA (Oct 14, 2017)
Yards Rushing	102	SMITH, Ito, at Southern Miss (Sep 30, 2017)
TD Rushes	2	JONES, Xavier, at SMU (Sep 09, 2017)
	2	Kelly-Martin,I., at Iowa Hawkeyes (Sep 16, 2017)
	2	SMITH, Ito, at Southern Miss (Sep 30, 2017)
Long Rush	65	SMITH, Ito, at Southern Miss (Sep 30, 2017)
Pass attempts	42	GRIGGS, Kwadra, at Southern Miss (Sep 30, 2017)
Pass completions	20	HICKS, Ben, at SMU (Sep 09, 2017)
Yards Passing	321	ERDELY, A.J., vs UAB (Sep 23, 2017)
TD Passes	4	HICKS, Ben, at SMU (Sep 09, 2017)
	4	ERDELY, A.J., vs UAB (Sep 23, 2017)
Long Pass	76	GILLINS, D.J., at SMU (Sep 09, 2017)
Receptions	8	SUTTON, C., at SMU (Sep 09, 2017)
	8	ROBERTSON, K., at Southern Miss (Sep 30, 2017)
Yards Receiving	163	SUTTON, C., at SMU (Sep 09, 2017)
TD Receptions	4	SUTTON, C., at SMU (Sep 09, 2017)
Long Reception	76	GAILLIARD, M., at SMU (Sep 09, 2017)
Field Goals	2	Sackett, vs UTSA (Oct 14, 2017)
Long Field Goal	42	Recinos, Miguel, at Iowa Hawkeyes (Sep 16, 2017)
	42	Sackett, vs UTSA (Oct 14, 2017)
Punts	7	Slaydon, Tyler, vs Lamar (Sep 02, 2017)
	7	SACKVILLE, J., at SMU (Sep 09, 2017)
	7	EVERETT, Zac, at Southern Miss (Sep 30, 2017)
Punting Avg	47.0	Rastetter, C., at Iowa Hawkeyes (Sep 16, 2017)
Long Punt	61	Routsas, vs UTSA (Oct 14, 2017)
Punts inside 20	3	Routsas, vs UTSA (Oct 14, 2017)
Long Punt Return	17	Jackson, Joshua, at Iowa Hawkeyes (Sep 16, 2017)
Long Kickoff Return	51	Winnegan, vs UTSA (Oct 14, 2017)
Tackles	12	MIKELL, Curtis, at Southern Miss (Sep 30, 2017)
Sacks	2.5	Davenport, vs UTSA (Oct 14, 2017)
Tackles For Loss	4.0	Davenport, vs UTSA (Oct 14, 2017)
Interceptions	1	McQUEEN, Elijah, at SMU (Sep 09, 2017)
	1	GARY, Demerick, at SMU (Sep 09, 2017)
	1	Jackson, Joshua, at Iowa Hawkeyes (Sep 16, 2017)
	1	APPLEWHITE, J., at Southern Miss (Sep 30, 2017)
	1	Gaines, vs UTSA (Oct 14, 2017)

2017 Opponent Team Game Highs

Rushes	59	at Iowa Hawkeyes (Sep 16, 2017)
Yards Rushing	238	at Iowa Hawkeyes (Sep 16, 2017)
Yards Per Rush	5.0	at Southern Miss (Sep 30, 2017)
TD Rushes	3	at Southern Miss (Sep 30, 2017)
Pass attempts	42	at Southern Miss (Sep 30, 2017)
Pass completions	22	at SMU (Sep 09, 2017)
Yards Passing	394	at SMU (Sep 09, 2017)
Yards Per Pass	9.6	at SMU (Sep 09, 2017)
TD Passes	5	at SMU (Sep 09, 2017)
Total Plays	86	at Iowa Hawkeyes (Sep 16, 2017)
Total Offense	493	at SMU (Sep 09, 2017)
Yards Per Play	6.6	at SMU (Sep 09, 2017)
Points	54	at SMU (Sep 09, 2017)
Sacks By	5	at SMU (Sep 09, 2017)
First Downs	28	at Iowa Hawkeyes (Sep 16, 2017)
Penalties	7	vs UAB (Sep 23, 2017)
	7	vs UTSA (Oct 14, 2017)
Penalty Yards	64	at Southern Miss (Sep 30, 2017)
Turnovers	2	vs Lamar (Sep 02, 2017)
	2	at Iowa Hawkeyes (Sep 16, 2017)
	2	vs UAB (Sep 23, 2017)
Interceptions By	2	at SMU (Sep 09, 2017)
Punts	9	vs Lamar (Sep 02, 2017)
Punting Avg	47.0	at Iowa Hawkeyes (Sep 16, 2017)
Long Punt	61	vs UTSA (Oct 14, 2017)
Punts inside 20	3	vs Lamar (Sep 02, 2017)
	3	vs UTSA (Oct 14, 2017)
Long Punt Return	17	at Iowa Hawkeyes (Sep 16, 2017)

2017 Drive Summaries

September 2, 2017 vs. Lamar

Team	Qtr	Drive Started			Drive Ended			Consumed	
		Spot	Time	Obtained	Spot	Time	How lost	PI - Yds	TOP
NT	1st	N40	13:56	Punt	L00	12:01	*TOUCHDOWN	6 - 60	1:55
NT		N17	09:48	Punt	L00	08:38	*TOUCHDOWN	3 - 83	1:10
NT		L47	08:06	Fumble	L07	04:04	*FIELD GOAL	9 - 40	4:02
NT		N10	00:00	Punt	N05	01:40	Fumble	0 - (5)	0:00
NT		L44	00:34	Kickoff	L00	10:26	*TOUCHDOWN	12 - 44	5:08
NT	2nd	N32	09:12	Punt	L00	08:28	*TOUCHDOWN	2 - 68	0:44
NT		L47	08:28	Downs	N50	06:10	Punt	3 - (3)	2:18
NT		N34	04:59	Kickoff	L00	01:56	*TOUCHDOWN	6 - 66	3:03
NT		N29	01:06	Punt	L36	00:00	End of half	5 - 35	1:06
NT	3rd	N35	15:00	Kickoff	L00	12:31	*TOUCHDOWN	6 - 65	2:29
NT		N17	10:14	Punt	L00	06:02	*TOUCHDOWN	10 - 83	4:12
NT		N33	05:19	Punt	N33	03:50	Punt	3 - 0	1:29
NT		N37	02:48	Punt	L00	14:54	*TOUCHDOWN	7 - 63	2:54
NT	4th	N25	13:11	Punt	N47	09:25	Punt	5 - 22	3:46
NT		N31	05:39	Downs	L35	01:23	Downs	7 - 34	4:16
NT		L43	00:22	Interception	L45	00:00	End of half	1 - (2)	0:22

September 9, 2017 at SMU

Team	Qtr	Drive Started			Drive Ended			Consumed	
		Spot	Time	Obtained	Spot	Time	How lost	PI - Yds	TOP
NT	1st	V25	15:00	Kickoff	H00	11:41	*TOUCHDOWN	7 - 75	3:19
NT		H43	10:45	Punt	H29	08:45	*FIELD GOAL	5 - 14	2:00
NT		V09	06:43	Kickoff	V07	04:16	Punt	3 - (2)	2:27
NT		V29	02:26	Kickoff	H38	13:45	Downs	9 - 33	3:41
NT	2nd	V06	11:38	Interception	V24	08:07	Punt	6 - 18	3:31
NT		V20	05:08	Kickoff	H43	02:26	Interception	8 - 37	2:42
NT		V28	00:10	Kickoff	V42	00:00	End of half	1 - 14	0:10
NT	3rd	V32	00:00	Punt	V35	14:29	Fumble	0 - 3	0:00
NT		V25	14:24	Kickoff	V25	14:16	Interception	1 - 0	0:08
NT		V36	11:15	Kickoff	V41	09:59	Punt	3 - 5	1:16
NT		V28	07:07	Punt	H00	06:56	*TOUCHDOWN	1 - 72	0:11
NT		V12	04:51	Punt	V00	04:02	*SAFETY	1 - (12)	0:49
NT		V32	02:54	Punt	H28	00:00	Downs	9 - 40	2:54
NT	4th	V30	14:30	Kickoff	V35	11:39	Punt	6 - 5	2:51
NT		V26	11:27	Kickoff	H00	10:45	*TOUCHDOWN	2 - 74	0:42
NT		V16	07:24	Punt	H00	03:24	*TOUCHDOWN	8 - 84	4:00
NT		H41	00:54	Punt	H10	00:00	End of half	5 - 31	0:54

2017 Drive Summaries

September 16, 2017 at Iowa

Team	Qtr	Drive Started			Drive Ended			Consumed	
		Spot	Time	Obtained	Spot	Time	How lost	Pl - Yds	TOP
NT	1st	V20	08:18	Fumble	H00	05:34	*TOUCHDOWN	6 - 80	2:44
NT		V12	00:52	Kickoff	V29	13:07	Punt	7 - 17	2:45
NT	2nd	V34	10:36	Downs	H23	08:12	Missed FG	7 - 43	2:24
NT		V25	05:23	Kickoff	V34	03:15	Punt	3 - 9	2:08
NT		H43	00:00	Fumble	H16	01:52	Fumble	0 - 27	0:00
NT		V34	00:46	Punt	H00	00:11	*TOUCHDOWN	5 - 66	0:35
NT	3rd	V25	15:00	Kickoff	H41	11:16	Punt	8 - 34	3:44
NT		V25	04:24	Kickoff	H41	02:06	Punt	6 - 34	2:18
NT	4th	V08	08:16	Kickoff	V18	05:46	Punt	4 - 10	2:30
NT		V25	01:47	Kickoff	V25	01:40	Interception	1 - 0	0:07

September 23, 2017 vs. UAB

Team	Qtr	Drive Started			Drive Ended			Consumed	
		Spot	Time	Obtained	Spot	Time	How lost	Pl - Yds	TOP
NT	1st	N25	09:06	Kickoff	U12	03:19	*FIELD GOAL	14 - 63	5:47
NT		N42	01:23	Punt	U00	00:41	*TOUCHDOWN	2 - 58	0:42
NT	2nd	N36	14:54	Interception	U00	11:17	*TOUCHDOWN	11 - 64	3:37
NT		N45	09:51	Punt	U20	08:09	Fumble	5 - 35	1:42
NT		N44	07:30	Punt	U00	04:03	*TOUCHDOWN	8 - 56	3:27
NT		N05	00:44	Kickoff	U00	00:44	*TOUCHDOWN	4 - 95	0:00
NT	3rd	N25	15:00	Kickoff	N45	12:43	Downs	5 - 20	2:17
NT		N25	08:45	Kickoff	U00	06:56	*TOUCHDOWN	4 - 75	1:49
NT		N32	05:20	Punt	N36	04:25	Punt	3 - 4	0:55
NT		N37	02:30	Kickoff	U23	14:12	*FIELD GOAL	7 - 40	3:18
NT	4th	U15	13:06	Punt	U14	13:00	Fumble	1 - 1	0:06
NT		N41	11:56	Punt	U28	07:43	*FIELD GOAL	8 - 31	4:13
NT		N31	05:51	Kickoff	N35	04:20	Punt	3 - 4	1:31
NT		U44	00:27	Kickoff	U12	00:00	*FIELD GOAL	2 - 32	0:27
NT		U06	00:00	Fumble	U06	00:00	End of half	0 - 0	0:00

2017 Drive Summaries

September 30, 2017 at Southern Miss

Team	Qtr	Drive Started			Drive Ended			Consumed	
		Spot	Time	Obtained	Spot	Time	How lost	Pl - Yds	TOP
NT	1st	N12	11:40	Kickoff	N15	10:17	Punt	3 - 3	1:23
NT		N26	09:16	Punt	N20	07:39	Punt	3 - (6)	1:37
NT		N25	05:38	Kickoff	N26	03:37	Punt	3 - 1	2:01
NT		N45	02:04	Punt	S00	00:47	*TOUCHDOWN	4 - 55	1:17
NT	2nd	N34	14:44	Punt	S23	12:09	Fumble	7 - 43	2:35
NT		N25	10:00	Kickoff	N33	08:54	Interception	3 - 8	1:06
NT		N05	07:53	Punt	S00	02:42	*TOUCHDOWN	12 - 95	5:11
NT		N20	00:54	Punt	S31	15:00	*FIELD GOAL	8 - 49	0:54
NT	3rd	N25	15:00	Kickoff	S03	09:01	*FIELD GOAL	14 - 72	5:59
NT		N29	06:04	Punt	S00	04:08	*TOUCHDOWN	6 - 71	1:56
NT		N49	03:14	Punt	S00	02:49	*TOUCHDOWN	3 - 51	0:25
NT	4th	N25	15:00	Kickoff	S00	11:29	*TOUCHDOWN	8 - 75	3:31
NT		N15	10:08	Punt	S27	04:30	*FIELD GOAL	11 - 58	5:38
NT		S39	03:20	Downs	S41	01:38	Punt	3 - (2)	1:42
NT		S17	01:14	Downs	S20	00:00	End of half	2 - (3)	1:14

October 14, 2017 vs. UT San Antonio

Team	Qtr	Drive Started			Drive Ended			Consumed	
		Spot	Time	Obtained	Spot	Time	How lost	Pl - Yds	TOP
NT	1st	N12	15:00	Kickoff	U00	07:35	*TOUCHDOWN	17 - 88	7:25
NT		N18	06:15	Punt	U00	05:32	*TOUCHDOWN	2 - 82	0:43
NT		N25	04:38	Kickoff	U06	00:34	*FIELD GOAL	10 - 69	4:04
NT	2nd	N25	12:17	Kickoff	N50	09:02	Punt	6 - 25	3:15
NT		N25	02:00	Kickoff	N04	00:55	Punt	3 - (21)	1:05
NT		N29	00:00	Missed FG	N29	00:00	End of half	0 - 0	0:00
NT	3rd	N19	12:55	Punt	N17	11:36	Interception	3 - (2)	1:19
NT		N27	08:23	Kickoff	N34	06:47	Punt	3 - 7	1:36
NT		N20	02:12	Punt	U00	12:47	*TOUCHDOWN	10 - 80	4:25
NT	4th	N47	10:05	Punt	U47	08:36	Punt	3 - 6	1:29
NT		N40	03:29	Kickoff	N45	01:28	Downs	4 - 5	2:01
NT		N02	01:07	Punt	U00	00:10	*TOUCHDOWN	7 - 98	0:57

2017 Long Plays

15-YARD PLUS PLAYS

Yds	Type	Player(s)	Opponent
77*	Pass	GUYTON, Jalen from FINE, Mason	UTSA
72*	Pass	GUYTON, Jalen from FINE, Mason	SMU
62*	Rush	WILSON, Jeffery	Lamar
53	Pass	GUYTON, Jalen from FINE, Mason	Southern Miss
49	Pass	LAWRENCE, M. from FINE, Mason	UTSA
49	Rush	WILSON, Jeffery	Lamar
48	KR	JOHNSON, Evan	UAB
47*	Pass	GUYTON, Jalen from FINE, Mason	UAB
46*	Rush	WILSON, Jeffery	Southern Miss
45	Pass	SMILEY, Turner from FINE, Mason	SMU
44*	Pass	LAWRENCE, M. from FINE, Mason	Lamar
44	Pass	GUYTON, Jalen from FINE, Mason	Southern Miss
43*	Rush	WILSON, Jeffery	Southern Miss
43	Pass	CHUMLEY, Caleb from FINE, Mason	Southern Miss
41*	Rush	WILSON, Jeffery	Iowa Hawkeyes
41	Pass	SMILEY, Turner from FINE, Mason	Iowa Hawkeyes
41	Pass	SMILEY, Turner from FINE, Mason	Southern Miss
40*	Pass	LAWRENCE, M. from FINE, Mason	UAB
37	Pass	LAWRENCE, M. from FINE, Mason	SMU
35	Pass	GUYTON, Jalen from FINE, Mason	Lamar
35	Rush	WILSON, Jeffery	UTSA
34	Rush	WILSON, Jeffery	UAB
34	Rush	WILSON, Jeffery	UAB
32	Rush	WILSON, Jeffery	UAB
32	Rush	SMITH, Nic	Lamar
32*	Pass	GUYTON, Jalen from FINE, Mason	UTSA
31*	Pass	JACKSON, Q. from FINE, Mason	Lamar
30	Pass	SMILEY, Turner from FINE, Mason	SMU
29	KR	DARDEN, Jaelon	SMU
29*	Pass	GUYTON, Jalen from FINE, Mason	SMU
29*	Rush	SMITH, Nic	UAB
29	Pass	SMITH, Nic from FINE, Mason	UTSA
29	KR	DARDEN, Jaelon	Lamar
28	Rush	SHANBOUR, Quinn	Lamar
28	Pass	DARDEN, Jaelon from FINE, Mason	SMU
27	FR	TAUAAALO, T.J.	Iowa Hawkeyes
27	KR	HOWARD, Connor	UAB
27	KR	JOHNSON, Evan	UAB
27	KR	DARDEN, Jaelon	UTSA
25	Pass	SMITH, Kelvin from FINE, Mason	UAB
23	Pass	SMITH, Kelvin from FINE, Mason	UAB
22	Pass	BUSSEY, Rico from FINE, Mason	UAB
22*	Pass	BUSSEY, Rico from FINE, Mason	UTSA
22*	Pass	SMILEY, Turner from FINE, Mason	UAB
21	Pass	GUYTON, Jalen from FINE, Mason	UTSA
21	Pass	GUYTON, Jalen from FINE, Mason	Southern Miss
20	KR	DARDEN, Jaelon	UTSA
20	Pass	GUYTON, Jalen from FINE, Mason	Southern Miss
20	Rush	SMITH, Nic	Southern Miss
19	Pass	PIRTLE, Jason from FINE, Mason	SMU
19	Pass	GUYTON, Jalen from FINE, Mason	Lamar
19	Pass	SMITH, Kelvin from FINE, Mason	UAB
19	KR	DARDEN, Jaelon	SMU
18	Rush	WILSON, Jeffery	Lamar
18	Pass	WILSON, Jeffery from FINE, Mason	Southern Miss
18	Pass	GUYTON, Jalen from FINE, Mason	UTSA
17	Rush	WILSON, Jeffery	UAB
16	Pass	LAWRENCE, M. from FINE, Mason	Lamar
16*	Pass	BUSSEY, Rico from FINE, Mason	Southern Miss
16	Rush	JOHNSON, Evan	Lamar
16	Rush	WILSON, Jeffery	UAB
16	Rush	FINE, Mason	SMU
16	KR	DARDEN, Jaelon	SMU
16	Pass	GUYTON, Jalen from FINE, Mason	Southern Miss
15	Pass	SMITH, Kelvin from FINE, Mason	Lamar
15	Pass	GUYTON, Jalen from FINE, Mason	UTSA
15	Pass	SMITH, Kelvin from FINE, Mason	UAB
15	Pass	SMILEY, Turner from FINE, Mason	Iowa Hawkeyes
15	Pass	SMITH, Nic from FINE, Mason	Lamar
15	Rush	WILSON, Jeffery	UAB
15	Rush	SMITH, Nic	Lamar
15	Pass	LAWRENCE, M. from FINE, Mason	SMU
15	Pass	DARDEN, Jaelon from FINE, Mason	Iowa Hawkeyes

LONG PLAYS BY THE NUMBERS

Long Plays By Yards	No.	TD
100+	0	0
90-99	0	0
80-89	0	0
70-79	2	2
60-69	1	1
50-59	1	0
40-49	14	6
30-39	10	2
20-29	21	4

Long Plays By Type

Long Plays By Type	No.	TD
Rushing	13	5
Passing	28	10
Punt returns	0	0
Kick returns	7	0
Interceptions	0	0
Fumble returns	1	0
Other	0	0
TOTAL	49	15

15-YARD PLUS BY PLAYER

Player	No.	TD	R	P	KR	PR	IR	FR
GUYTON, Jalen	15	5	0	15	0	0	0	0
WILSON, Jeffery	14	4	13	1	0	0	0	0
DARDEN, Jaelon	8	0	0	2	6	0	0	0
LAWRENCE, M.	6	2	0	6	0	0	0	0
SMILEY, Turner	6	1	0	6	0	0	0	0
SMITH, Nic	6	1	4	2	0	0	0	0
SMITH, Kelvin	5	0	0	5	0	0	0	0
BUSSEY, Rico	3	2	0	3	0	0	0	0
JOHNSON, Evan	3	0	1	0	2	0	0	0
JACKSON, Q.	1	1	0	1	0	0	0	0
FINE, Mason	1	0	1	0	0	0	0	0
PIRTLE, Jason	1	0	0	1	0	0	0	0
HOWARD, Connor	1	0	0	0	1	0	0	0
TAUAAALO, T.J.	1	0	0	0	0	0	0	1
CHUMLEY, Caleb	1	0	0	1	0	0	0	0
SHANBOUR, Quinn	1	0	1	0	0	0	0	0
TOTAL	73	16	20	43	9	0	0	1

LONGEST PLAYS OF THE YEAR

Rushing	62	WILSON, Jeffery vs Lamar (9/2/2017)
Rushing Touchdown	62	WILSON, Jeffery vs Lamar (9/2/2017)
Passing	77	GUYTON, Jalen from FINE, Mason vs UTSA (10/14/2017)
Passing Touchdown	77	GUYTON, Jalen from FINE, Mason vs UTSA (10/14/2017)
Punt Return	12	DARDEN, Jaelon vs SMU (9/9/2017)
	12	DARDEN, Jaelon vs UAB (9/23/2017)
Kick Return	48	JOHNSON, Evan vs UAB (9/23/2017)
Interception Return	0	MCCLAIN, K. vs UAB (9/23/2017)
	0	HALL, Kemon vs SMU (9/9/2017)
	0	LEMASTERS, W. vs Lamar (9/2/2017)
Fumble Return	27	TAUAAALO, T.J. vs Iowa Hawkeyes (9/16/2017)
Punt	51	PATTERSON, B. vs UTSA (10/14/2017)
	51	KENWORTHY, A. vs UAB (9/23/2017)
Field Goal	48	MOORE, Trevor vs Southern Miss (9/30/2017)

* touchdown scored on play

2017 Participation

#	PLAYER	GP-GS	LU	SMU	IOWA	UAB	USM	UTSA
74	ANTHONY, C.	1/-	XXX
54	BARR, Creighton	5/4	START	...	START	START	START	XXX
7	BAULKMAN, Dee	3/-	XXX	XXX	XXX
9	BROOKS, Nate	4/4	START	START	START	START
8	BUSSEY, Rico	5/3	...	XXX	XXX	START	START	START
1A	CASON, Mitch	1/-	XXX
1E	CHUMLEY, Caleb	6/1	XXX	XXX	XXX	XXX	START	XXX
84	DARDEN, Jaelon	6/-	XXX	XXX	XXX	XXX	XXX	XXX
51	DAVIS, Jake	3/-	XXX	XXX	XXX
2A	DAVIS, Tyreke	6/-	XXX	XXX	XXX	XXX	XXX	XXX
89	DUHON, Kam	4/-	XXX	XXX	XXX	...	XXX	...
29	DURHAM, Nate	3/-	XXX	XXX	XXX
22	EJIYA, E.J.	6/6	START	START	START	START	START	START
14	FERNANDES, C.	6/-	XXX	XXX	XXX	XXX	XXX	XXX
6	FINE, Mason	6/6	START	START	START	START	START	START
99	FLUSCHE, Andy	6/5	XXX	START	START	START	START	START
37	GARNER, Brandon	6/5	START	START	START	START	XXX	START
73	GUNTER, Garrett	1/-	XXX
01	GUYTON, Jalen	6/6	START	START	START	START	START	START
82	HAIR-GRIFFIN, D	5/-	XXX	XXX	...	XXX	XXX	XXX
16	HALL, Kemon	6/6	START	START	START	START	START	START
50	HAMILTON, L.	6/4	XXX	START	START	START	START	XXX
53	HENSON, T.J.	5/5	...	START	START	START	START	START
46	HOSLEY, C.	6/-	XXX	XXX	XXX	XXX	XXX	XXX
1H	HOWARD, Connor	2/-	XXX	XXX	...
13	JACKSON, Q.	4/-	XXX	...	XXX	XXX	...	XXX
2	JENKINS, Eric	6/2	XXX	XXX	XXX	XXX	START	START
11	JOHNSON, Cam	6/-	XXX	XXX	XXX	XXX	XXX	XXX
26	JOHNSON, Evan	6/-	XXX	XXX	XXX	XXX	XXX	XXX
90	JOHNSON, Ti.	2/1	START	XXX
36	KENWORTHY, A.	5/-	XXX	XXX	XXX	XXX	XXX	...
80	KING, Jamie	2/-	XXX	XXX
96	KRASNIQI, Tony	5/-	XXX	XXX	...	XXX	XXX	XXX
32	LAWRENCE, M.	6/5	START	START	START	START	XXX	START
20	LEMASTERS, W.	2/-	XXX	XXX
4D	MAKI, Cannon	2/-	XXX	XXX
42	MANN, Corey	3/-	XXX	XXX	XXX
79	MAYFIELD, Riley	6/6	START	START	START	START	START	START
0F	MCCLAIN, K.	6/6	START	START	START	START	START	START
41	MCDONALD, C.	6/5	START	START	START	XXX	START	START
23	MEANS, Connor	5/-	XXX	XXX	XXX	XXX	XXX	...
39	MOORE, Jameel	2/-	XXX	XXX
44	MOORE, Sid	5/1	START	XXX	XXX	XXX	XXX	...
30	MOORE, Trevor	6/-	XXX	XXX	XXX	XXX	XXX	XXX
60	MOSE, Sosaia	5/3	START	START	...	XXX	XXX	START
4	MUHAMMAD, K.	6/6	START	START	START	START	START	START
68	MUNDEN, Chett	1/-	XXX
71	MURRAY, Jordan	6/6	START	START	START	START	START	START
17	OZOGWU, Joe	4/-	XXX	...	XXX	XXX	...	XXX
52	PAHINUI, Jevin	1/-	XXX
9C	PATTERSON, B.	2/-	XXX	XXX
88	PIRTLE, Jason	5/-	...	XXX	XXX	XXX	XXX	XXX
27	PRESTON, Ashton	6/4	START	START	XXX	START	START	XXX
24	ROBINSON, T.	6/-	XXX	XXX	XXX	XXX	XXX	XXX
0B	RUTHERFORD, O.	3/-	XXX	XXX	XXX
31	SANDERS, Makyle	5/-	XXX	...	XXX	XXX	XXX	XXX
19	SHANBOUR, Quinn	6/-	XXX	XXX	XXX	XXX	XXX	XXX
1	SMILEY, Turner	6/3	START	START	START	XXX	XXX	XXX
87	SMITH, Kelvin	6/6	START	START	START	START	START	START
21	SMITH, Nic	6/-	XXX	XXX	XXX	XXX	XXX	XXX
9A	STRAUBMUELLER, K	3/-	XXX	XXX	XXX
15	TAUAALO, T.J.	6/1	XXX	XXX	XXX	XXX	XXX	START
78	THOMAS, Jalen	5/-	XXX	...	XXX	XXX	XXX	XXX
25	TUCKER, Andrew	6/-	XXX	XXX	XXX	XXX	XXX	XXX
11	UMEAKUANA, N.	3/-	XXX	XXX	XXX
18	WHEELER, Joshua	5/4	...	XXX	START	START	START	START
3	WILSON, Jeffery	6/6	START	START	START	START	START	START
77	WOODWORTH, Elex	6/6	START	START	START	START	START	START
49	YOUNG, Roderick	6/6	START	START	START	START	START	START