



# North Texas Football

Assistant Athletic Director of Communications (Football contact): Jordan Stepp  
 Phone: (805) 551-8648 • Email: jordan.stepp@unt.edu

Website: MeanGreenSports.com • Facebook: Facebook.com/MeanGreenFB • Twitter: @MeanGreenFB • Instagram: @MeanGreenFB • #GMG • #NewDenton

## 2017 SCHEDULE

Overall: 3-2 • C-USA: 2-0

DATE	OPPONENT	TIME/RESULT
9/2	vs. Lamar ~ ESPN 3	W, 59-14
9/9	at SMU ~ ESPN 3	L, 54-32
9/16	at Iowa ~ ESPN 2	L, 31-14
9/23	vs. UAB*~ beIN SPORTS	W, 46-43
9/30	at Southern Miss*~ CUSA.TV	W, 43-28
10/14	vs. UTSA*~ KDAF-CW33/ ESPN 3	6 p.m.
10/21	at Florida Atlantic*~ ESPN 3	4 p.m.
10/28	vs. Old Dominion*~ ESPN 3	5:30 p.m.
11/4	at Louisiana Tech*~	2:30 p.m.
11/11	vs. UTEP*~ ESPN 3	4 p.m.
11/18	vs. Army~ beIN SPORTS	5:30 p.m.
11/25	at Rice*~ ESPN 3	12 p.m.

\*Denotes Conference USA Contest, ~ Mean Green Sports Network (radio). All Game Times Listed in CT and are subject to change

## By The Numbers

### 38.8

Through five games, the Mean Green are averaging 38.8 points per game, which leads C-USA. North Texas averaged 24.8 ppg last season, which was a jump of 9.6 from 2015 prior to Seth Littrell's arrival in Denton.

### 211




Redshirt sophomore WR Jalen Guyton caught a career-high 14 passes for a career-high 211 yards and a touchdown. It marked his first career 200-plus yard receiving game.

### 9

Senior RB Jeffery Wilson is tied for fourth in the nation in rushing TDs, with nine.

### 120

Senior K Trevor Moore has made 120 consecutive extra points heading into week 7, which is a school record. He is also one made PAT away from tying the overall school record.

@MeanGreenFB   

### North Texas MEAN GREEN (3-2, 2-0 C-USA)



North Texas (3-2, 2-0 C-USA) returns home to host UT-San Antonio (3-1, 0-1 C-USA) in a key Conference USA West showdown Saturday at 6 p.m. at Apogee Stadium. The Mean Green had a bye last week after knocking off Southern Miss two weeks ago in Hattiesburg, 43-28, while UTSA enters week seven after falling at home to Southern Miss in San Antonio last week, 31-29, suffering their first defeat of the season.

Saturday's game will be broadcast live on KDAF-CW33 in the Dallas-Fort Worth area with Mike Lefko (pxp), Chuck Miketinac (analyst) and Gary Striewski (sideline) and nationally on ESPN3 as well as on the radio on the Mean Green Sports Network with Dave Barnett (pxp) and Hank Dickenson (analyst).

### North Texas at Southern Miss

Date.....Sat., Oct. 14 | 6 p.m. CT  
 Venue ..... Apogee Stadium  
 Location ..... Denton, Texas  
 Live Stats .. MeanGreenSports.com  
 Live Tweets ..... @MeanGreenFB  
 TV ..... KDAF-CW33, ESPN3  
 Radio ..... KHYI 95.3 FM  
 ..... KNTU 88.1 FM  
 ..... KGAF 1580 AM  
 Series ..... UTSA leads 3-1  
 Last Meeting .. UTSA 31, North Texas 17, Oct. 29, 2016 in San Antonio.

### UTSA

ROADRUNNERS (3-1, 0-1 C-USA)



## North Texas' Top Storylines, Streaks & Trends

### Next Up

The Mean Green will head back on the road to take on Florida Atlantic. That game kicks off at 4 p.m. CT from Boca Raton, Florida, and will be broadcast live on ESPN3 and the Mean Green Sports Network.

### Rushing Ahead

North Texas had another strong game on the ground two weeks ago in the win at Southern Miss, posting 174 rushing yards. Senior Jeffery Wilson (Elkhart, Texas) had the majority of those, posting 148 yards on a career-high 30 carries.

\* The Mean Green are averaging 5.56 yards per carry, which ranks 19th nationally.

\* North Texas is averaging 215.6 yards per game, which ranks second in Conference USA behind only Florida Atlantic (258.7). North Texas is 28th in the country in that category.

### Road Success

North Texas defeated Southern Miss in Hattiesburg two weeks ago to pick up their first road win since a 35-18 triumph at Army

in West Point, New York, last season. The win two weeks ago snapped a five-game losing streak on the road for the Mean Green.

### First Downs

North Texas has posted 122 first downs over the first five games, and their 24.4 first downs per game ranks the best in Conference USA.

\* The Mean Green had 24 first downs two weeks ago in the win over Southern Miss.

### Score!

The Mean Green are averaging 38.8 points per game through five games, which leads Conference USA and ranks 22nd in the country.

\* North Texas averaged 24.8 ppg in 2016, taking a 14.0 ppg jump in 2017.

\* The Mean Green made a 9.6 ppg jump in 2016, head coach Seth Littrell's first season in Denton.

**Explosive Plays**

The Mean Green had 12 plays of 15-yards or more from scrimmage two weeks ago against Southern Miss in the win.

\* Sophomore quarterback Mason Fine completed nine passes of 15 yards or more, including four passes of 40 or more yards. He connected with redshirt sophomore receiver Jalen Guyton (Allen) on plays of 53 and 44 yards, a 43-yard connection with redshirt sophomore tight end Caleb Chumley (Longview, Texas) and a 41-yard pass to senior wide receiver Turner Smiley (Frisco).

\* Senior running back Jeffery Wilson (Elkhart, Texas) had three scores on the night, but two of them were of the big play variety, as the conference's leading rusher scored from 46 and 43 yards out.

**Wilson's Success Drives Mean Green**

Mean Green senior running back Jeffery Wilson (Elkhart, Texas), two-time Conference USA Player of the Week (week one and four), carried a career-high 30 times for 148 yards with three touchdowns (which also tied a career-high) two weeks ago in the win at Southern Miss. Wilson ranks inside the top 10 nationally in three categories (rushing TDs, rushing yards per game and scoring) and five categories in the top 15 (yards per carry and rushing yards).

\* Wilson's 30 carries surpassed his previous high of 26 (done twice), which he had during week four (26 carries for a career-high 211 yards and a touchdown against UAB), and last season's home win over Marshall (26 carries for 188 yards and three scores).

\* The 30 carries are the most by anyone in Conference USA this season in a single game.

\* Wilson has carried the ball 56 times over the last two games, for 359 yards and four touchdowns.

\* Wilson is the leader in C-USA in rushing with 133.2 yards per game, which is seventh nationally, is second in the conference in rushing yards (666), which ranks 11th in the country and is fourth nationally in rushing touchdowns (nine), which is second in C-USA, though he has played in one fewer game than the leader (Florida Atlantic's Devin Singletary).

\* His 7.16 yards per carry ranks 15th-best in the nation and he is second in C-USA.

\* His 211-yard performance in week four tied for the third-best in the nation that week, and is the 18th-best rushing performance this season.

\* Wilson has rushed for 2,656 yards in his career, which places him fifth in school history.

\* Wilson is 464 yards from Ja'Quay Wilburn's (1997-00) fourth spot.

\* Wilson moved into fifth in school history in rushing touchdowns (25) after his three-touchdown performance at Southern Miss two weeks ago and is just one behind Ken Bahnsen (1950-52) for fifth.

\* Last season Wilson finished with 169 carries for 936 yards and 14 touchdowns, which were career highs for a single season in just 11 games.

**Mason More Than Fine**

Sophomore quarterback Mason Fine (Locust Grove, Oklahoma) completed 24-of-40 passes for 366 yards two weeks ago in the win at Southern Miss. Fine has completed 102-of-163 passes (62.6 percent) for 1,442 yards with 11 touchdowns and four interceptions.

\* Fine leads Conference USA in passing yards per game (288.2) and is second in passing yards (1,442).

\* He has thrown for multiple touchdowns in a game four times this year (each of the first two weeks, vs. Lamar, and at SMU, vs. UAB and again at Southern Miss two weeks ago).

\* Fine's 11 touchdown passes through five games surpass his output from 10 games last season (six). The 11 touchdown passes also rank best in Conference USA and 29th in the nation.

\* His 154.3 pass efficiency rating is also third-best in the conference.

\* Fine's 1,442 passing yards through five games make up 91.7 percent of his passing yardage from 2016 (10 games played).

\* Fine's 424-yard performance in week two at SMU was the sixth-best in program history and the best since Giovanni Vizza threw

for 478 against Navy in 2007. Fine is one of eight players in Mean Green history to have thrown for 400 yards or more.

- 1. Daniel Meager vs. SMU, 2007 601
- 2. Steve Ramsey vs. La.-Lafayette, 1969 495
- 3. Mitch Maher vs. SFA, 1994 486
- 4. Giovanni Vizza vs. Navy, 2007 478
- 5. Steve Ramsey vs. Cincinnati, 1968 433
- 6. Mason Fine at SMU, 2017 424**

\* Fine's 424-yard performance at SMU remains the most passing yards in a single game this season in Conference USA.

\* After his 366-yard performance two weeks ago in the win at Southern Miss, Fine has nine 200-yard passing games in his career, which ties for fifth-most in school history with Scott Davis (1987-90).

\* Fine's 60.6 career completion percentage ranks third in school history for players with a minimum of 200 completions (Fine has 257).

- 1. Riley Dodge (311-481), 2008-10 64.7
- 2. Jordan Case (218-354), 1977-79 61.6
- 3. Mason Fine (257-424), 2016-17 60.6**

\* His career passing efficiency rating of 129.31 ranks second in program history.

- 1. Scott Hall, 2000-04 132.26
- 2. Mason Fine, 2016-17 129.31**
- 3. Mitch Maher, 1991-94 128.56
- 4. Scott Davis, 1987-90 126.44
- 5. Derek Thompson, 2009-13 126.27
- 6. Riley Dodge, 2008-10 125.71

\* Fine surpassed 3,000 career passing yards after his 366-yard game two weeks ago in the win at Southern Miss and has 3,014 in his career in just 15 games. Fine is only 26 yards away from the 10 spot in passing yards in school history, which is held by Ken Washington (1974-77),

**McClain Leads Mean Green Defense**

A preseason All-Conference USA selection for the second consecutive year, senior safety Kishawn McClain (Rosenberg, Texas) garnered second team All-Conference honors in 2016 in Conference USA. For the second straight season, McClain led the team in tackles with 91 (67 solo) to go along with one-and-a-half sacks, five tackles for loss, three interceptions, two forced fumbles and three pass break-ups in 13 appearances.

**MEDIA AVAILABILITY FOR WEEK 7**

9	10	11	12	13	14	15
No Media Availability	Practice at Athletic Center 8:55 a.m.  Seth Littrell Press Conference 11:30 a.m.  Team Meeting Room, Ground floor of Athletic Center  Only day for player availability immediately following press conference	Practice at Athletic Center  Seth Littrell available for out of town media  No player availability	Walk through at Athletic Center  No player availability	Practice at Athletic Center  No player availability	Kickoff vs. UTSA at 6 p.m. CT	Player Conditioning at the Athletic Center

**NORTH TEXAS MEDIA SERVICES**

**Who to contact:**

**Jordan Stepp:** 940-369-8329 (Office)  
805-551-8648 (Cell)  
E-mail: jordan.stepp@unt.edu

**Eric Capper:** 940-565-2476 (Office)  
940-367-0727 (Cell)  
E-mail: eric.capper@unt.edu

**Practice Coverage**

Media has limited access to North Texas football practice. The media may view the first 20 minutes of practices on Tuesday and Wednesday. The remaining practice is closed to all media and fans.

**Credentials For Media**

Those wishing to cover North Texas must contact Jordan Stepp for credentials for home and away games.

**Tuesday Press Conference**

Head coach Seth Littrell's weekly media availability for local media will be conducted at a press conference on Tuesday in the Team Meeting Room on the bottom floor of the Athletic Center following practice around 11:30 a.m.

**Post-Practice Interviews**

Interviews following practice on Tuesday will be conducted only for requested players. **Requests for players should be made in advance through the athletic communications office by Monday at 12 p.m.** Special exemptions may be granted to those media wishing to interview a specific student-athlete before practice or on a different day at the discretion of the athletic communications office.

All out of town media with requests for Coach Littrell, assistant coaches or players must contact Jordan Stepp.

**Post-Game Interviews**

The North Texas locker room is closed to all members of the media. Head coach Seth Littrell and requested players will be available for interviews following a brief cooling off period. Postgame interviews at Apogee Stadium will be held in the team meeting room in the Athletic Center.



COLLEGEPRESSBOX.COM IS THE OFFICIAL MEDIA WEBSITE FOR DIVISION I FOOTBALL. ACCESS AND DOWNLOAD WEEKLY GAME NOTES, QUOTES, STATISTICS, MEDIA GUIDES, HEADSHOTS, LOGOS AND MORE FOR EACH CONFERENCE AND ITS MEMBER SCHOOLS. LOGIN INFORMATION WILL BE DISTRIBUTED TO ACCREDITED MEDIA OR YOU CAN APPLY FOR A PASSWORD BY SENDING AN E-MAIL TO PASSWORD@COLLEGEPRESSBOX.COM.

\* McClain recorded six tackles and a pass break-up two weeks ago in the win at Southern Miss and has a total of 27 stops (1.5 for loss), an interception and two pass break-ups in 2017.

\* McClain had double-digit tackles four different times in 2016.

**Moore, Moore, Moore**

Senior kicker Trevor Moore holds the school record for most consecutive made extra points. The Edmond, Oklahoma, native pushed his school record to 120 straight made PATs after going 4-for-4 two weeks ago in the win at Southern Miss. Moore has never missed an extra point attempt in his career. Moore broke the record of 61 that was previously held by Keith Chapman (1987-89) last season.

\* Moore made all three field goal attempts two weeks ago at Southern Miss, converting from 48 (a season-high), 44 and 20 yards, while also making all four of his extra points. Moore is 9-of-10 on field goals this season, with his only miss coming at Iowa when he had his kick blocked.

\* Moore has one Conference USA Special Teams Player of the Week honor this season, after converting on all four field goals, all four extra points, five touchbacks and he even recovered a fumble on the final play of the game against UAB in week four.

\* Moore holds the school record for career field goal percentage (77.8 percent).

\* He also holds the program record for field goal percentage in a season (88.2 percent in 2014).

- Moore is currently at 90 percent in 2017.

**NORTH TEXAS QUICK FACTS**

LOCATION ..... DENTON, TEXAS  
FOUNDED ..... 1890  
PRESIDENT ..... DR. NEAL SMATRESK  
ENROLLMENT ..... 38,121  
FOUNDED ..... 1890  
ATHLETIC DIRECTOR ..... WREN BAKER  
NICKNAME ..... MEAN GREEN  
COLORS..... GREEN AND WHITE  
HOME FIELD..... APOGEE STADIUM  
CAPACITY ..... 30,850  
SURFACE ..... ARTIFICIAL  
FIRST YEAR OF FOOTBALL..... 1913  
YEARS OF FOOTBALL..... 103  
CONFERENCE..... CONFERENCE USA  
HEAD COACH..... SETH LITRELL  
OVERALL RECORD ..... 8-10 (2ND SEASON)  
RECORD AT NORTH TEXAS ..... 8-10 (2ND SEASON)  
PRIMARY OFFENSE ..... SPREAD  
PRIMARY DEFENSE..... MULTIPLE

**MEAN GREEN TEAM RECORD**

OVERALL..... 501-499-33  
HOME ..... 269-149-12  
AWAY ..... 229-343-21  
NEUTRAL ..... 3-6  
SINCE DIV. I-A (1995) ..... 89-174  
APOGEE STADIUM RECORD ..... 22-14

**VERSUS OTHER FBS CONFERENCES**

AAC ..... 1-2  
ACC ..... 0-4  
BIG EAST ..... 0-1  
BIG 12 ..... 7-58  
BIG 10 ..... 1-3  
CONFERENCE USA ..... 47-69-1  
INDEPENDENT..... 3-4  
MID-AMERICAN ..... 3-5  
MOUNTAIN WEST ..... 7-15  
PAC-12 ..... 2-4  
SEC..... 3-37  
SUN BELT..... 41-46  
WAC..... 34-75-2

**CURRENT TEAM STREAKS**

WINS ..... 2  
HOME WINS ..... 3  
AWAY WINS..... 1  
C-USA WINS ..... 2  
LOSSES ..... 0  
HOME LOSSES..... 0  
AWAY LOSSES..... 0  
NON-CONFERENCE WINS ..... 0  
NON-CONFERENCE LOSSES ..... 2

**THE MEAN GREEN**

ALL NORTH TEXAS ATHLETIC TEAMS ARE REFERRED TO AS "NORTH TEXAS" AND THE "MEAN GREEN." DO NOT USE THE TERMS "NORTH TEXAS STATE," OR "EAGLES", TO DESCRIBE A NORTH TEXAS ATHLETIC TEAM.

**MEAN GREEN'S RECORD IN 2017 WHEN:**

LEADING AT THE HALF.....	2-1
TRAILING AT THE HALF.....	1-1
TIED AT THE HALF.....	0-0
LEADING AFTER THREE QUARTERS.....	3-0
TRAILING AFTER THREE QUARTERS.....	0-2
TIED AFTER THREE QUARTERS.....	0-0
SCORING FIRST.....	1-2
OPPONENT SCORES FIRST.....	2-0
RUNNING MORE PLAYS THAN OPPONENT..	3-0
OPPONENT RUNS MORE PLAYS.....	0-2
SAME NUMBER OF PLAYS.....	0-0
COMMITTING MORE TURNOVERS.....	1-1
COMMITTING LESS TURNOVERS.....	1-0
TURNOVERS ARE EVEN.....	1-1
COMMITTING AT LEAST TWO TURNOVERS..	2-2
WINNING TIME OF POSSESSION.....	3-1
OPPONENT WINS TIME OF POSSESSION....	0-1
RUNNING 70 OR MORE OFF. PLAYS.....	3-1
RUNNING LESS THAN 70 OFF. PLAYS.....	0-1
RUSHING FOR 150 YARDS OR MORE.....	3-0
RUSHING FOR LESS THAN 150 YARDS.....	0-2
PASSING FOR 200 YARDS OR MORE.....	3-1
PASSING FOR LESS THAN 200 YARDS.....	0-1
PASSING % IS OVER 55%.....	2-2
PASSING % IS LESS THAN 55%.....	1-0
THIRD DOWN CONV. IS OVER 40%.....	2-0
THIRD DOWN CONV. IS LESS THAN 40%....	1-1
THIRD DOWN CONV. IS 40%.....	0-1
GAINING MORE TOTAL YARDS THAN OPP. ..	3-0
GAINING LESS TOTAL YARDS THAN OPP.....	0-1
PLAYING AT HOME.....	2-0
PLAYING ON THE ROAD.....	1-2
PLAYING ON NATURAL GRASS.....	0-0
PLAYING ON ARTIFICIAL SURFACE.....	3-2

**UNDER HEAD COACH SETH LITRELL:**

LEADING AT THE HALF.....	6-1
TRAILING AT THE HALF.....	2-9
TIED AT THE HALF.....	0-0
LEADING AFTER THREE QUARTERS.....	7-0
TRAILING AFTER THREE QUARTERS.....	0-10
SCORING FIRST.....	3-3
OPPONENT SCORES FIRST.....	5-7
RUNNING MORE PLAYS THAN OPPONENT..	5-3
OPPONENT RUNS MORE PLAYS.....	3-7
SAME NUMBER OF PLAYS.....	0-0
COMMITTING MORE TURNOVERS.....	2-5
WINNING TURNOVER MARGIN.....	4-2
TURNOVERS ARE EVEN.....	2-3
COMMITTING AT LEAST TWO TURNOVERS..	4-6
WINNING TIME OF POSSESSION.....	5-2
OPPONENT WINS TIME OF POSSESSION....	3-8
RUNNING 70 OR MORE OFF. PLAYS.....	6-4
RUNNING LESS THAN 70 OFF. PLAYS.....	2-6
RUSHING FOR 150 YARDS OR MORE.....	7-1
RUSHING FOR LESS THAN 150 YARDS.....	1-9
RUSHING FOR 200 YARDS OR MORE.....	5-0
PASSING FOR 200 YARDS OR MORE.....	6-6
PASSING FOR LESS THAN 200 YARDS.....	2-4
PASSING % IS OVER 55%.....	4-7
PASSING % IS LESS THAN 55%.....	4-3
THIRD DOWN CONV. IS OVER 40%.....	4-3
THIRD DOWN CONV. IS LESS THAN 40%....	3-5
THIRD DOWN CONV. IS 40%.....	1-2
SCORING 20 POINTS OR MORE.....	8-5
SCORING 30 POINTS OR MORE.....	7-2
SCORING 40 POINTS OR MORE.....	5-0
HOLDING OPP. TO 10 POINTS OR LESS.....	0-0
HOLDING OPP. TO 20 POINTS OR LESS.....	3-0
GAINING MORE TOTAL YARDS THAN OPP. ..	5-1
GAINING LESS TOTAL YARDS THAN OPP. ....	3-8
PLAY AT HOME.....	5-3
PLAYING ON THE ROAD.....	3-6
NEUTRAL SITE.....	0-1

\* Moore sits atop seven statistical categories in school history. In addition to field goal percentage in a single season and career and most consecutive extra points made, Moore also is the leader in extra point percentage in a single season and career (100 percent), extra points made in a single game (11 against Nicholls in 2014) and field goals made in a single game (five against SMU in 2014).

\* Moore ranks in the top three in four other North Texas statistical categories, and is fourth among active Football Bowl Subdivision kickers in consecutive extra points made. The senior aims to wrap his career as the most decorated kicker in school history. His 120 extra points made are second all-time to Nick Bazaldua's (2002-05) 121.

**Most Consecutive Extra Points Made (active NCAA FBS kickers)**

1. Daniel Carlson, Sr., Auburn – 167
2. Sean Nurenberger, Sr., Ohio State – 140
3. Aaron Medley, Sr., Tennessee – 132
4. Trevor Moore, Sr., North Texas – 120

**Big-Play J-G**

Redshirt sophomore wide receiver Jalen Guyton (Allen) had a career-high 14 catches for a career-high 211 yards and a touchdown two weeks ago in the win at Southern Miss. Guyton was named Conference USA co-Offensive Player of the Week for that performance.

\* Guyton's 14 catches (and 211 yards) were the most in a single game for the Mean Green since Carlos Harris' 15 grabs for 216 yards against Southern Miss in 2014. It is also the most catches by anyone in C-USA this year.

\* Guyton's 211 yards were the ninth-most in a single game in school history and the 14 catches ties several players for fourth-most in school history in a single game.

\* Guyton leads the team in receiving yards with 444 on 24 catches (18.5 yards per catch) and has five touchdowns.

\* Guyton's five receiving touchdowns through five games would have been the highest touchdown total for a Mean Green receiver in 2016 (six players tied for the team lead with two).

\* He is tied for the conference lead in touchdown grabs, which also ties for 12th nationally.

\* Guyton is averaging 88.8 yards per game receiving, which is third in C-USA

\* Guyton began his career at Notre Dame before transferring to Trinity Valley Community College.

\* Guyton caught 45 passes for 968 yards and 12 touchdowns in 2016 at Trinity Valley.

**#TheStandard**

Sophomore wide receiver Michael Lawrence (Sweetwater, Texas) caught one pass for 11 yards two weeks ago in the win at Southern Miss, and is second on the team in receptions with 17, for 254 yards and two touchdowns (14.9 yards per catch).

\* He caught just one pass for 16 yards as a freshman last year.

**Muhammad Leading The Way**

Sophomore safety Khairi Muhammad (Dallas) posted a team-high-tying 10 tackles two weeks ago in the win at Southern Miss.

\* Muhammad leads the team in tackles with 44 total tackles (19 solo) with a sack, two tackles for loss, a forced and recovered fumble.

\* Those 44 tackles are tied for fifth-best in Conference USA.

**All Smile(y)s**

Senior receiver Turner Smiley (Frisco) caught one ball, a 41-yard deep ball from sophomore quarterback Mason Fine (Locust Grove, Oklahoma) in the win at Southern Miss two weeks ago.

\* Smiley has 10 catches for 221 yards and a touchdown in 2017, and is averaging a team-best 22.1 yards per catch. That mark is 12th-best in the nation, and second-best in Conference USA.

\* Smiley has four catches this season of 30 or more yards.

\* Smiley was the team's leading returning receiver from 2016, after catching 33 passes for 389 yards and two scores (tied for the team lead).

**Chumley's Big Catch**

Redshirt sophomore tight end Caleb Chumley (Longview, Texas) had the longest catch of his career two weeks ago in the win at Southern Miss, hauling in a 43-yard catch

## 2017 Conference USA Standings

	CONFERENCE			OVERALL		
	W	L	PCT.	W	L	PCT.
<b>EAST</b>						
Florida Atlantic	2	0	1.000	3	3	.500
Marshall	1	0	1.000	4	1	.800
FIU	2	1	.667	3	2	.600
WKU	1	1	.500	3	2	.600
Middle Tennessee	1	1	.500	3	3	.500
Old Dominion	0	1	.000	2	3	.400
Charlotte	0	2	.000	0	6	.000
<b>WEST</b>						
<b>North Texas</b>	<b>2</b>	<b>0</b>	<b>1.000</b>	<b>3</b>	<b>2</b>	<b>.600</b>
UAB	1	1	.500	3	2	.600
Southern Miss	1	1	.500	3	2	.600
LA Tech	1	1	.500	3	2	.600
Rice	1	1	.500	1	5	.167
UTSA	0	1	.000	3	1	.750
UTEP	0	2	.000	0	6	.000

late in the first half to help set up a key field goal.

### Bussey Finds The End Zone

Sophomore receiver Rico Bussey, Jr. (Lawton, Oklahoma) caught a season-best four passes for 33 yards and a touchdown, his first of the season, two weeks ago in the win at Southern Miss.

\* Bussey's 16-yard touchdown grab in the third quarter gave North Texas its first lead of the game at 27-21. Bussey was originally ruled out of bounds, but was overturned on a successful challenge by Seth Littrell.

\* Bussey has 11 catches for 99 yards and a touchdown in 2017.

### Ejiya Keeps Making Stops

Redshirt junior linebacker E.J. Ejiya (Blaine, Minnesota) recorded a career and team-high-tying 10 tackles two weeks ago in the win at Southern Miss. He also added his team-best fourth sack of the season against the Golden Eagles.

\* Ejiya has 37 total tackles, which ranks second-best on the team.

\* Ejiya also leads the team in sacks, with four. Those four are the first of Ejiya's collegiate career.

\* Ejiya's four sacks are tied for fourth in

Conference USA.

### All The (Roderick) Young Dudes

Junior defensive lineman Roderick Young posted his second career sack two weeks ago in the win at Southern Miss. It was his first of the season.

\* Young now has 17 tackles on the season, 2.5 for loss, a sack and five quarterback hurries in five starts, all at nose tackle.

### Hall's Return Home

Junior corner Kemon Hall (Calhoun City, Mississippi) made his return to his home state in the win at Southern Miss, posting a career-high eight tackles and breaking up one pass.

\* Hall transferred to North Texas after two seasons at Itawamba Community College.

\* Hall has 30 tackles, an interception, four pass break-ups and a forced fumble in five appearances in his first season in Denton, all starts.

### Littrell's Second Year Boost

Prior to his arrival in Denton Littrell was an offensive coordinator in three stops throughout his career. Each time his offense hit year two, there was an uptick in total offense and points per game. That is certainly the plan for the Mean Green offense, which was much improved in Littrell's first season

at the helm.

\* Through five weeks of year two in Denton, Littrell's team is averaging 38.8 points per game and they hung 59 on Lamar in the season-opener, the most points scored under Littrell. The Mean Green have topped 40 points on three occasions this season after doing so twice in 2016.

\* The Mean Green also posted a school-record 668 yards of total offense (436 on the ground) in week one and are averaging 510.8 yards of total offense per game (ninth-best in the nation).

\* When Littrell took over as co-offensive coordinator at Arizona, the Wildcats ranked 53rd nationally in scoring at 28.2 points per game, 24th in total offense (439.4 per game) and ninth in passing yardage (307.7 per game). Year two saw the Arizona offense score 2.6 points per game more (30.8), and the team improved to the third-best team in the country in terms of passing yardage (370.8 yards per game), as well as a 37-spot improvement in total offense (465.2).

\* At Indiana in 2012, the Hoosier offense finished 51st in scoring offense (30.8 points per game), 17th in passing offense (311.2) and 34th in total offense (442.0). The Hoosiers then spiked all the way up to 16th nationally in scoring (38.4 points per game), increasing their output by 7.6 points

each game. The passing yards per game actually decreased in 2013, however the total offensive output increased by 66.5 yards per game, and finished ninth in the nation in that category.

\* At North Carolina the Tar Heels ranked 36th nationally in scoring offense at 33.2 points per game in 2014, while posting 429.8 yards per game of total offense (45th best in the country) and 278.4 yards per game in passing offense (27th in the nation). In 2016, the Heels improve immensely in one of the program's most successful seasons in its history. North Carolina went 11-1 before Littrell's was hired by the Mean Green on the day of the ACC Championship game. An 8.9 points per game jump (41.2 through 12 games) saw the Heels rank 11th in the country at that time. A 65.9 yards per game increase in total offense saw North Carolina leap 29 spots in the national rankings to 16th. Like his second-year squad in Bloomington, Littrell's offense saw a more balanced attack, achieving that total offensive bump with a slightly decreased production in passing yardage per game.

### Tough Sledding

There are six teams that reached bowl games a year ago on the Mean Green's 2017 schedule; Iowa, Southern Miss, UTSA, Old Dominion, Louisiana Tech and Army.

\* After winning 43-28 at Southern Miss on Sept. 30, the Mean Green are 1-1 against such opponents (lost to Iowa on Sept. 16).

### Halftime Leads (Usually) Equal Success

North Texas is 6-1 under head coach Seth Littrell in games where they lead at halftime after winning in week four against UAB. North Texas held a 30-14 halftime lead.

\* The only loss came after failing to hold on to a 14-10 lead at Iowa on Sept. 16.

\* Conversely, they are 2-9 when trailing at the break. The two wins in Littrell's tenure when trailing at the half came two weeks ago with a win at Southern Miss (trailed 21-17) and against Rice in 2016.

### That's Offensive

The Mean Green remain atop the conference in total offense, averaging 510.8 yards per contest.

\* That ranks ninth nationally and is the best

in Conference USA.

\* North Texas averaged 341.8 yards per game last season.

\* The Mean Green are averaging 7.02 yards per play, which ranks 12th-best nationally.

\* North Texas ranked 117th nationally each of the previous two seasons (5.08 yards per play in 2016 and 4.56 yards per play in 2015). The 2013 team that won the Heart of Dallas Bowl at 9-4, finished 63rd in that category at 5.61 yards per play.

### What's The Rush?

North Texas three more touchdowns on the ground two weeks ago at Southern Miss, giving the Mean Green 12 in 2017. They scored 24 rushing touchdowns in 2016.

\* North Texas has the third-most rushing touchdowns in Conference USA.

\* Prior to Littrell's arrival, the Mean Green reached the end zone only seven times that way in 2015.

### Starting Conference Play Off Right

After the win two weeks ago at Southern Miss, the Mean Green are 2-0 to start conference play for the first time since 2004 (Sun Belt).

North Texas sits alone atop the Conference USA West division standings, and with six conference games remaining, control their own destiny.

### Opening Drive Success

The Mean Green have scored on their opening drive in four of their first five games thus far in 2017, after scuffling with a three-and-out opening drive at Southern Miss in their last game. North Texas has scored three touchdowns and kicked one field goal over the course of the first five games on opening drives.

\* The Mean Green only scored on their opening drive three times in 2016, all touchdowns; against Army in the Zaxby's Heart of Dallas Bowl, against Marshall and against Middle Tennessee.

### Hey There Hank, That's A Lot Of Plays

North Texas set a season-high in plays two weeks ago in the win at Southern Miss, with 87, surpassing the previous season-high of

84, set in the season-opener vs. Lamar.

\* 84 plays was also the season-high in 2016, against Bethune-Cookman.

\* The Mean Green averaged 67.31 plays per game in 2016, and are averaging 72.8 per game through five games in 2017.

### #LetItFly

North Texas leads Conference USA in passing yards per game, at 295.2.

\* The Mean Green also rank second in the conference in passing efficiency, at 153.9, behind this week's opponent, UTSA (166.5).

\* North Texas has thrown 12 passing touchdowns, which leads C-USA.

### Sack City

The Mean Green recorded two sacks two weeks ago in the win at Southern Miss, giving them 12 on the season, after posting 26 a year ago.

\* North Texas is fifth in Conference USA in sacks.

### O-Line Improvement

North Texas has allowed just 11 sacks in its first five games (2.2 per game). Last season, North Texas surrendered 43 (3.31 per game).

\* The Mean Green rank third-best in Conference USA in sacks allowed.

### Third Down Woes

North Texas has struggled in 2017 on third downs on both sides of the ball. They were much-improved offensively, converting on 9-of-21 tries at Southern Miss two weeks ago, and took a step forward defensively as well, after they surrendered 5-of-15 (33.3 percent) to the Golden Eagles.

\* Offensively, North Texas is 24-for-66 (36 percent) on third downs. That is eighth in Conference USA and is tied for 91st nationally.

\* Defensively, opponents have converted 41-of-88 third downs (46.6 percent), which ranks 11th in C-USA and 114th nationally.

\* After starting 3-for-4 two weeks ago, Southern Miss was held to 2-for-11 to finish the game in the Mean Green win.

### Penalties Hurt

North Texas jumped from 99th nationally in fewest penalties to 53rd after their performance two weeks ago in a win at Southern Miss (32 through five games). North Texas committed just three penalties for 19 yards in the win, and the Mean Green have committed just seven for 52 yards in their last two games.

### Harrell Moves Upstairs

Offensive coordinator Graham Harrell has transitioned from an on-field position up into the press box for his second year in charge of the Mean Green offense.

### What's In A (Nick) Name?

Four defensive players in Denton have some pretty interesting nicknames. Redshirt junior defensive tackle Ulaiasi Tauaalo (Keller, Texas) is affectionately known as Toala Bear, sophomore defensive lineman LaDarius Hamilton (Corrigan, Texas) goes by Hambone, senior linebacker Joshua Wheeler (Grand Prairie, Texas) is nicknamed Earl and freshman safety Tyreke Davis (Denton) is known by his teammates simply, as Denton.

### Texas-Made

There are currently 86 players on the North Texas roster who are from the state of Texas. 29 players are not from the Lone Star State, and the next highest representation comes from the north in Oklahoma, with eight.

### Leadership Council

The Mean Green selected 12 members to their 2017 leadership council ahead of fall camp and the members are:

Sr. S Kishawn McClain (Rosenberg, Texas)  
 Sr. DB Dee Baulkman (Bainbridge, Georgia)  
 Soph. DE LaDarius Hamilton (Corrigan, Texas)  
 Jr. DL Roderick Young (Spring, Texas)  
 RS Sr. DE Andy Flusche (Muenster, Texas)  
 Sr. DE Tillman Johnson (Round Rock, Texas)  
 Sr. K Trevor Moore (Edmond, Oklahoma)  
 Jr. OL Jordan Murray (Coppell, Texas)  
 RS Soph. RB Christian Hosley (San Antonio)  
 Sr. RB Jeffery Wilson (Elkhart, Texas)  
 RS Jr. QB Quinn Shanbour (Oklahoma City)  
 RS Soph. WR Jalen Guyton (Allen, Texas)

### New Faces/Enhanced Roles On Coaching Staff

North Texas had some attrition on the coaching staff following their successful 2016 season, as three were hired away by

schools in the power five conferences. Key staff changes and additions for 2017 are listed below:

**Defensive coordinator** – Troy Reffett (was co-defensive coordinator in 2016)

**Offensive line coach** – Chuck Langston (was offensive coordinator at Lamar in 2016)

**Linebackers coach** – Jeff Koonz (was co-defensive coordinator/linebacker coach at Cincinnati in 2016)

**Defensive line coach** – Marc Yellock (was defensive line coach at East Carolina in 2015)

**Special Teams coordinator** – Marty Biagi (was special teams analyst at Notre Dame in 2016)

**Quality Control** – Tashard Choice (volunteer with the Mean Green in 2016)

**GA (defense)** – Kenny Buyers (played for the Mean Green from 2012-16)

**GA (offense)** – Herschel Sims (volunteer with the Mean Green in 2016)

**GA (offense)** – J.D. Perkins (intern/analyst with North Carolina in 2016)

### Awards Watch

**Paycom Jim Thorpe Award** – Senior safety Kishawn McClain is on the 2017 watch list for the Thorpe Award, presented to the best defensive back in the country.

**Campbell Trophy** – Redshirt senior defensive end Andy Flusche is a semifinalist for the Campbell Trophy, the NFF announced earlier this week.

**Wuerffel Award** – Redshirt senior defensive end Andy Flusche is on the 2017 watch list for the Wuerffel Award, presented to the Football Bowl Subdivision player that best combines exemplary community service with athletic and academic achievement.

**NFF National Scholar Athlete Award** – Flusche is also on the watch list for the NFF National Scholar Athlete Award. The NFF Awards Committee will select a scholar-athlete class from all divisions of football, granting each winner \$18,000 towards postgraduate studies. Each class member will also be named a finalist for the prestigious William V. Campbell Trophy®, awarded to the nation's top scholar-athlete.

**Earl Campbell Tyler Rose Award** – Senior running back Jeffery Wilson is on the 2017 watch list for the Earl Campbell Tyler Rose Award, presented annually to the nation's outstanding Division I college offensive

player who is either born in Texas, has graduated from a Texas high school or plays at a Texas-based junior college or four-year college. The player must also exhibit the enduring characteristics that define Earl Campbell, including integrity, performance, teamwork, sportsmanship, community, and tenacity. The award honors the legacy of Texas legend Earl Campbell and recognizes his home community of Tyler, Texas.

### Tech Ties

Wide receivers coach Joel Filani was teammates at Texas Tech with North Texas offensive coordinator and former Red Raider quarterback Graham Harrell for two seasons. During their two years together, Mean Green head coach Seth Littrell was the running backs coach in Lubbock.

### #NFLMeanGreen

There are currently three former Mean Green players on National Football rosters; linebacker Craig Robertson (New Orleans Saints), fullback Jamize Olawale (Oakland Raiders) and running back Lance Dunbar (Los Angeles Rams). Be sure to follow along with their progress throughout the NFL regular season with weekly updates from MeanGreenSports.com each Tuesday.

### Follow @MeanGreenFB On Social Media

Be sure to follow Mean Green football on all of our social channels. Follow @MeanGreenFB on both Twitter and Instagram for inside looks at the program, and head to Facebook.com/MeanGreenFB for additional coverage throughout the remainder of the year.

# JEFFERY WILSON



**2017: 93 ATT, 666 YDS, 7.2 YPC, 9 TDs**

**2,656 TOTAL RUSH YDS: 5th IN UNT HISTORY**

**25 TOTAL RUSH TDs: 6th IN UNT HISTORY**

**#NewDenton**



## The Last Time North Texas...

### Scoring

Scored 30 or more points.....	43 at Southern Miss (9/30/17)
Scored 40 or more points.....	43 at Southern Miss (9/30/17)
Scored 50 or more points.....	59 vs. Lamar (9/2/17)
Scored 60 or more points.....	77 vs. Nicholls (9/20/14)

### Total Offense

Had more than 400 total yards.....	540 at Southern Miss (9/30/17)
Had more than 450 total yards.....	540 at Southern Miss (9/30/17)
Had more than 500 total yards.....	540 at Southern Miss (9/30/17)
Had more than 600 total yards.....	668 vs. Lamar (9/2/17)

### Rushing Offense

Rushed for 150 or more yards.....	174 at Southern Miss (9/30/17)
Rushed for 200 or more yards.....	287 vs. UAB (9/23/17)
Rushed for 250 or more yards.....	287 vs. UAB (9/23/17)
Rushed for 300 or more yards.....	436 vs. Lamar (9/2/17)
Rushed for 400 or more yards.....	436 vs. Lamar (9/2/17)

### Passing Offense

Passed for 250 or more yards.....	366 at Southern Miss (9/30/17)
Passed for 300 or more yards.....	366 at Southern Miss (9/30/17)
Passed for 350 or more yards.....	366 at Southern Miss (9/30/17)
Passed for 400 or more yards.....	424 at SMU (9/9/17)
Passed for 500 or more yards.....	601 at SMU (9/8/07)

### Scoring Defense

Allowed 0 points.....	0 vs. Troy (10/30/03)
Allowed 3 or fewer points.....	3 vs. Nicholls (9/20/14)
Allowed 7 or fewer points.....	6 vs. SMU (9/6/14)
Allowed 10 or fewer points.....	10 vs. Florida Atlantic (11/9/14)

### Total Defense

Allowed fewer than 75 total yards.....	49 vs. Lamar (11/5/83)
Allowed fewer than 100 total yards.....	95 vs. Abilene Christian (9/5/92)
Allowed fewer than 150 total yards.....	147 vs. FIU (11/22/14)
Allowed fewer than 200 total yards.....	147 vs. FIU (11/22/14)
Allowed fewer than 250 total yards.....	147 vs. FIU (11/22/14)
Allowed fewer than 300 total yards.....	266 vs. Lamar (9/2/17)

### Rushing Defense

Allowed 0 or fewer yards.....	-6 vs. Abilene Christian (9/5/92)
Allowed 20 or fewer yards.....	13 vs. Marshall (10/8/16)
Allowed 40 or fewer yards.....	13 vs. Marshall (10/8/16)
Allowed 60 or fewer yards.....	13 vs. Marshall (10/8/16)
Allowed 80 or fewer yards.....	13 vs. Marshall (10/8/16)
Allowed 100 or fewer yards.....	74 vs. UAB (9/23/17)

### Passing Defense

Allowed 10 or fewer yards.....	7 vs. Abilene Christian (9/1/94)
Allowed 30 or fewer yards.....	27 vs. Nicholls (9/7/02)
Allowed 50 or fewer yards.....	45 vs. Army (9/18/10)
Allowed 100 or fewer yards.....	53 vs. Army (12/27/16)
Allowed 150 or fewer yards.....	53 vs. Army (12/27/16)
Allowed 200 or fewer yards.....	197 at Iowa (9/16/17)

### Miscellaneous Team

UNT wins when holding opponents to 10 points or less.....	37 consecutive, last loss at Marshall 7-0 (11/25/88)
UNT wins when scoring 30 points or more.....	24, last win at Southern Miss (9/30/17)
Last shutout win.....	21-0 vs. Troy (10/30/03)

## The Last Time North Texas...

### Individual Rushing

Had a player rush for 100 or more yards .....	148 by Jeffery Wilson at Southern Miss (9/30/17)
Had 2 players rush for 100 or more yards.....	176 by Jeffery Wilson, 101 by Nic Smith vs. Lamar (9/2/17)
Had a player rush for 150 or more yards.....	211 by Jeffery Wilson vs. UAB (9/23/17)
Had a player rush for 200 or more yards .....	211 by Jeffery Wilson vs. UAB (9/23/17)
Had a player rush for 250 or more yards .....	251 by Brandin Byrd at Tulsa (11/30/13)
Had a player rush for 300 or more yards .....	313 by Lance Dunbar vs. MTSU (12/3/11)
Had a player rush for 2 or more TDs .....	3 by Jeffery Wilson at Southern Miss (9/30/17)
Had a player rush for 3 or more TDs.....	3 by Jeffery Wilson at Southern Miss (9/30/17)
Had a player rush for 4 or more TDs .....	4 by Lance Dunbar vs. MTSU (12/3/11)
Had a player rush for 5 or more TDs .....	Never

### Individual Passing

Had a player pass for 200 or more yards .....	366 by Mason Fine at Southern Miss (9/30/17)
Had a player pass for 250 or more yards .....	366 by Mason Fine at Southern Miss (9/30/17)
Had a player pass for 300 or more yards .....	366 by Mason Fine at Southern Miss (9/30/17)
Had a player pass for 400 or more yards .....	424 by Mason Fine at SMU (9/9/17)
Had a player pass for 500 or more yards .....	601 by Daniel Meager at SMU (9/8/07)
Had a player pass for 2 or more TDs.....	2 by Mason Fine at Southern Miss (9/30/17)
Had a player pass for 3 or more TDs .....	3 by Mason Fine vs. UAB (9/23/17)
Had a player pass for 4 or more TDs .....	4 by DaMarcus Smith vs. WKU (10/15/15)
Had a player pass for 5 or more TDs .....	8 by Giovanni Vizza vs. Navy (11/10/07)

### Individual Receiving

Had a player with 10 or more receptions in a game.....	14 by Jalen Guyton at Southern Miss (9/30/17)
Had a player with 15 or more receptions in a game.....	15 by Carlos Harris vs. Southern Miss (10/18/14)
Had a player receive 100 or more yards .....	211 by Jalen Guyton at Southern Miss (9/30/17)
Had 2 players receive 100 or more yards.....	130 by Darnell Smith; 103 by Breelan Chancellor at Tulane (10/5/13)
Had a player receive 150 or more yards .....	211 by Jalen Guyton at Southern Miss (9/30/17)
Had a player receive 200 or more yards .....	211 by Jalen Guyton at Southern Miss (9/30/17)
Had a player receive 250 or more yards .....	327 by Casey Fitzgerald at SMU (9/8/07)
Had a player receive 300 or more yards .....	327 by Casey Fitzgerald at SMU (9/8/07)
Had a player receive 2 or more TDs .....	2 by Jalen Guyton at SMU (9/9/17)
Had a player receive 3 or more TDs .....	5 by Casey Fitzgerald vs. Navy (11/10/07)
Had a player receive 4 or more TDs .....	5 by Casey Fitzgerald vs. Navy (11/10/07)
Returned a kickoff for a TD.....	100 yards by Darvin Kidsy at Rice (10/25/14)
Returned a punt for a TD.....	53 yards by Tre Johnson vs. UTEP (11/28/15)
Returned an INT for a TD.....	34 yards by Eric Jenkins at Army (10/22/16)
Returned a fumble for a TD .....	13 yards by Courtney Finney vs. UTEP (11/28/15)
Blocked a punt .....	Taylor Robinson vs. UAB (9/23/17)
Blocked a FG .....	Zach Orr vs. UTEP (11/9/13)
Returned a blocked punt for a TD .....	1 yard by Andrew Tucker vs. Bethune-Cookman (9/10/16)
Returned a blocked FG for a TD.....	.66 yards by Phillip Littlejohn vs. Idaho (10/4/97)
Recorded a safety.....	Team Safety vs. Southern Miss (11/19/16)

## The Last Time an Opponent...

### Rushing Offense

Rushed for 150 or more yards.....	238 by Iowa (9/16/17)
Rushed for 200 or more yards.....	238 by Iowa (9/16/17)
Rushed for 250 or more yards.....	480 by Army (12/27/16)
Rushed for 300 or more yards.....	480 by Army (12/27/16)

### Passing Offense

Passed for 300 or more yards.....	321 by UAB (9/23/17)
Passed for 400 or more yards.....	400 by WKU (10/15/15)
Passed for 500 or more yards.....	563 by Houston (9/10/11)

### Total Offense

Had more than 400 total yards.....	415 by Southern Miss (9/30/17)
Had more than 450 total yards.....	493 by SMU (9/9/17)
Had more than 500 total yards.....	533 by Army (12/27/16)

### Individual Rushing

Had a player rush for 100 or more yards.....	102 by Ito Smith, Southern Miss (9/30/17)
Had 2 players rush for 100 or more yards.....	129 by Ahmad Bradshaw; 119 by Darnell Woolfolk, Army (12/27/16)
Had a player rush for 150 or more yards.....	301 by Aaron Jones, UTEP (11/26/16)
Had a player rush for 200 or more yards.....	301 by Aaron Jones, UTEP (11/26/16)
Had a player rush for 300 or more yards.....	301 by Aaron Jones, UTEP (11/26/16)
Had a player rush for 2 or more TDs.....	2 by Ito Smith, Southern Miss (9/30/17)
Had a player rush for 3 or more TDs.....	4 by Aaron Jones, UTEP (11/26/16)
Had a player rush for 4 or more TDs.....	4 by Aaron Jones, UTEP (11/26/16)
Had a player rush for 5 or more TDs.....	6 by Kenneth Dixon, Louisiana Tech (11/7/15)

### Individual Passing

Had a player pass for 300 or more yards.....	321 by A.J. Erdely, UAB (9/23/17)
Had a player pass for 400 or more yards.....	408 by Aaron Murray, Georgia (9/21/13)
Had a player pass for 3 or more TDs.....	4 by A.J. Erdely, UAB (9/23/17)
Had a player pass for 4 or more TDs.....	4 by A.J. Erdely, UAB (9/23/17)

### Individual Receiving

Had a player receive 150 or more yards.....	150 by Andre Wilson, UAB (9/23/17)
Had a player receive 200 or more yards.....	263 by Trevor Insley, Nevada (10/30/99)
Had 2 players receive 100 or more yards.....	150 by Andre Wilson; 105 by Collin Lisa, UAB (9/23/17)
Had a player receive 3 or more TDs.....	4 by Courtland Sutton, SMU (9/9/17)
Had a player receive 4 or more TDs.....	4 by Courtland Sutton, SMU (9/9/17)

### Scoring

Scored 30 or more points.....	43 by UAB (9/23/17)
Scored 40 or more points.....	43 by UAB (9/23/17)
Scored 50 or more points.....	54 by SMU (9/9/17)
Scored 60 or more points.....	66 by Portland St. (10/10/15)

Returned a kickoff for a TD.....	99 yards by Keion Davis, Marshall (10/8/16)
Returned a punt for a TD.....	88 yards by Frank Brown, Bethune-Cookman (9/10/16)
Returned an INT for a TD.....	30 yards by Diquan Richardson, Bethune-Cookman (9/10/16)
Returned a fumble for a TD.....	26 yards by Bryson Abraham, Louisiana Tech (11/7/15)
Returned a blocked punt for a TD.....	0 yards by Brandon Moss, UTEP (11/26/16)
Blocked a FG.....	Joshua Jackson, Iowa (9/16/17)
Returned a blocked FG for a TD.....	62 yards by Derrick Strozier, Tulane (10/5/13)
Recorded a safety.....	Team, SMU (9/9/17)

### North Texas Overtime Record (2-2)

October 7, 2006

North Texas 25 FIU 22 7 OT's

December 27, 2016

Army 38 North Texas 31 OT

September 12, 2009

Ohio 31 North Texas 30 2 OT's

September 24, 2016

North Texas 42 Rice 35 2 OT's



# Seth Littrell

**Head Coach**

**Second Year ▶ Oklahoma '01**

The University of North Texas named Seth Littrell as its 19th head football coach, University President Neal Smatresk announced on December 5, 2015.

Littrell, 39, led the Mean Green to the second-best turnaround in the Football Bowl Subdivision in 2016, his first season at the helm. North Texas improved its win total by four games, finishing 5-8 on the season with a

Zaxby's Heart of Dallas Bowl appearance. Littrell helped lead the Mean Green to a 9.6 points per game jump in scoring offense from its output in 2016, which ranked 11th-best in the nation, and the 2016 defense allowed 8.7 points per game fewer than it did in 2015, which was the 13th-best turnaround in the country.

One of the brightest offensive minds in college football, Littrell came to North Texas after serving as the assistant head coach for offense and tight ends at North Carolina. At the time of his hire, the Muskogee, Oklahoma, native was the youngest coach in Conference USA and fifth-youngest in the nation.

North Carolina scored over 30 points nine times in 2015, topped the 40-point mark seven times and scored over 50 points in four games, which is a school record. Through 12 games, UNC averaged 41.2 points a game, which was 11th in the nation.

Under the guidance of Littrell, quarterback Marquise Williams set a new school record for career touchdowns (90) and total offense at North Carolina.

In 2015 with Littrell, the UNC offense averaged 7.46 yards per play, which was second in the nation, and ran the ball for 6.0 yards a carry, which ranked third in the country. UNC was one of just 11 schools in the nation averaging more than 200 yards rushing (229.7) and 250 yards passing (266.0). UNC rushed for over 200 yards eight times and had over 500 yards of total offense in four games in 2015, including 704 yards in a 66-31 win over Duke.

In his first season in Chapel Hill in 2014, Littrell helped Carolina establish several school records, including most passing yards, most passing touchdowns and most first downs. Williams was a second-team all-conference pick after leading the Tar Heels to a bowl game in his first year as the starter, and set several individual school records, including most rushing yards and rushing touchdowns by a quarterback. Carolina gained more than 5,000 yards in Littrell's first season as the play-caller and averaged 429.8 yards per contest.

Littrell came to Chapel Hill from Indiana where he guided one of the most prolific offenses in the country. Indiana finished ninth in the nation in total offense in 2013, averaging 508.5 yards per game. The Hoosiers were 17th in passing offense (306.7 avg.) and 30th in rushing offense (201.8). Indiana was one of only three teams to average more than 300 yards passing and 200 yards rushing

Under Littrell's guidance in 2013, Indiana set single-season records with 6,102 total yards, (508.5 ypg), 461 points, (38.4 ppg), 36 passing touchdowns, 62 total touchdowns and 300 first downs. Tight end Ted Bolser thrived in his system, setting IU career records for receptions, receiving yards and touchdowns by a tight end. Bolser and wide receiver Cody Latimer were selected in the 2014 NFL Draft. Latimer was taken in the second round (56th overall) by the Denver Broncos, while Bolser went in the seventh round to Washington.

In Littrell's first season as Indiana's offensive coordinator in 2012, the Hoosiers led the Big Ten and ranked 17th nationally in passing offense (311.2). They finished second in the conference in total offense (442.0) and fourth in scoring offense (30.8).

Prior to his stint at Indiana, Littrell coached three seasons at Arizona, where his 2011 offense ranked third nationally in passing offense (370.8) and 15th in total offense (465.2).

Three of his Arizona players were selected in the NFL draft: tight end Rob Gronkowski (New England - 2010 second round), quarterback Nick Foles (Philadelphia - 2012 third round) and wide receiver Juron Criner (Oakland - 2012 fifth round).

Prior to Arizona, Littrell served four years as running backs coach at Texas Tech (2005-08) under Mike Leach. The 2008 Red Raiders rushed for 119 yards per game, the highest total in the Leach era. Running back Shannon Woods earned All-Big 12 Conference honors in 2006 after averaging 6.1 yards per carry and snagging 75 receptions, totaling a top 15 national figure of 139 all-purpose yards per game.

Littrell began his coaching career as a graduate assistant at Kansas from 2002-04. The Jayhawks played in the 2003 Tangerine Bowl.

Littrell has coached in eight bowl games, played in two and was team captain on Oklahoma's 2000 national championship team. He was a four-year letterwinner at Oklahoma where he rushed for 231 yards and seven touchdowns in 1999 and finished his career with 11 rushing scores.

The Muskogee, Oklahoma, native graduated from Oklahoma with a degree in communications in 2001.

Littrell and his wife, Becca, have a son, Tripp, and a daughter, Elle.

## Littrell Quick Facts

**Age:** 39

**Alma Mater:** Oklahoma ('01)

**Record at UNT:** 8-10 (second year)

**Overall Record:** 8-10 (second year)

**Previous Job:** Assistant Head Coach, Offense/Tight Ends at North Carolina

**Playing Experience:** Fullback at Oklahoma (1998-01)

**Family:** Married to Becca. Has two children: Tripp, Elle.

## Littrell Coaching Experience

Year	School	Position
2016-pres.	North Texas	Head Coach
2014-15	North Carolina	Ast. HC/Off./TE
2012-13	Indiana	O. Coord./TE/FB
2011	Arizona	O. Coord./TE/H-Backs
2010	Arizona	Co-O. Coord./RB/TE
2009	Arizona	RB/TE
2005-08	Texas Tech	RB
2002-04	Kansas	Graduate Assistant

## Littrell Coaching Highlights

↳ Led the Mean Green to the second-best turnaround in the Football Bowl Subdivision in 2016, his first season at the helm.

↳ In his 12 games in charge of the North Carolina offense in 2015, the team averaged 41.2 points per game and set a school record for most games over 50-points (4).

↳ The UNC offense averaged 7.46 yards per play in 2015 under Littrell's guidance, which was second in the nation, and ran the ball for 6.0 yards a carry, which ranked third in the country.

↳ Carolina gained more than 5,000 yards in Littrell's first season as the play-caller and averaged 429.8 yards per contest in 2014, his first in Chapel Hill.

↳ Indiana was one of only three teams in the nation to average more than 300 yards passing and 200 yards rushing in 2013.

↳ Littrell's 2011 offense at Arizona ranked third nationally in passing offense (370.8) and 15th in total offense (465.2).

## 2017 Numerical Roster

No.	Name	Pos.	Ht.	Wt.	Cl.	Hometown (Previous School)
1	Turner Smiley	WR	6-0	193	SR	Frisco, TX (Wakeland HS)
2	Eric Jenkins	DB	5-10	170	SR	New Orleans, LA (LA Valley College)
2	O'Keeron Rutherford	WR	6-5	185	RS JR	Carthage, TX (Carthage HS)
3	Jeffery Wilson	RB	6-0	194	SR	Elkhart, TX (Elkhart HS)
4	Khairi Muhammad	S	5-11	182	SO	Dallas, TX (DeSoto HS)
4	Anthony Wyche	RB	5-11	183	JR	Philadelphia, PA (LA Valley College)
5	Tyreke Davis	DB	5-10	190	FR	Denton, TX (Ryan HS)
5	Tre Siggers	RB	5-8	193	FR	Duncanville, TX (Duncanville HS)
6	Mason Fine	QB	5-11	180	SO	Locust Grove, OK (Locust Grove HS)
6	Kishawn McClain	S	5-11	187	SR	Rosenberg, TX (Terry HS)
7	Dee Baulkman	DB	5-11	191	SR	Bainbridge, GA (Arizona Western)
8	Rico Bussey, Jr.	WR	6-2	191	SO	Lawton, OK (Eisenhower HS)
9	Nate Brooks	DB	6-0	176	JR	Whitehouse, TX (Whitehouse HS)
9	Jalen Guyton	WR	6-1	194	RS SO	Allen, TX (Trinity Valley CC)
10	Calvin Minor	LB	6-3	210	SR	Lewisville, TX (Lewisville HS)
10	Cade Pearson	QB	6-3	196	FR	Texarkana, TX (Texas HS)
11	Cam Johnson	DB	5-11	177	FR	Houston, TX (John H. Reagan Heights HS)
13	Quinetin Jackson	WR	6-3	208	RS JR	Granite City, IL (College of DuPage)
14	Cedric Fernandes	DB	5-10	178	RS JR	Arlington, TX (Martin HS)
14	Greg White	WR	6-3	184	FR	Riverdale, GA (Riverdale HS)
15	Caleb Chumley	TE	6-5	244	RS SO	Longview, TX (Pine Tree HS)
15	Ulaiasi Tauaalo	DT	6-2	290	RS JR	Keller, TX (Central HS)
16	Kemon Hall	DB	5-11	185	JR	Calhoun City, MS (Itawamba CC)
16	Montana Meador	WR	5-11	170	FR	Lindale, TX (Lindale HS)
17	Joe Ozougwu	LB	6-3	220	RS FR	Alief, TX (Taylor HS)
18	Connor Howard	WR	5-11	193	FR	Austin, TX (Westlake HS)
18	Devin O'Hara	QB	6-5	205	RS SR	Arlington Heights, IL (College of Dupage)
18	Joshua Wheeler	LB/DE	6-3	229	SR	Grand Prairie, TX (Tyler JC)
19	Quinn Shanbour	QB	6-0	192	RS JR	Oklahoma City, OK (Heritage Hall HS)
19	Nnamdi Umeakuana	DB	6-1	195	RS JR	Irving, TX (Austin College)
20	Josh Adebayo	RB	6-0	204	RS FR	Lewisville, TX (Howard)
20	William LeMasters	LB	6-2	213	RS SO	Dallas, TX (Parish Episcopal HS)
21	Nic Smith	RB	5-10	182	RS FR	Arlington, TX (Martin HS)
22	E.J. Ejiya	LB	6-3	223	RS JR	Blaine, MN (North Dakota State College of Sciences)
22	Prince Ugwu	RB	5-9	190	FR	Austin, TX (Westwood HS)
23	Loren Easley	RB	5-11	205	JR	Houston, TX (Stephen F. Austin)
23	Connor Means	LB	6-4	224	RS JR	Deer Park, TX (Deer Park HS)
24	Kerry Hall	WR	5-6	164	RS FR	Allen, TX (Northwest Oklahoma State)
24	Taylor Robinson	DB	5-11	181	RS SO	Keller, TX (Central HS)
25	Jordan Roberts	DB	6-1	170	FR	Ardmore, OK (Ardmore HS)
25	Andrew Tucker	RB	6-0	202	RS SR	Tyler, TX (Chapel Hill HS)
26	Evan Johnson	RB	5-6	180	FR	Loranger, LA (Loranger HS)
26	Chris Thornton	LB	6-1	215	FR	Amarillo, TX (Palo Duro HS)
27	Greg Craddock	WR	6-6	185	RS FR	Converse, TX (Abilene Christian)
27	Ashton Preston	DB	5-10	187	JR	Edmond, OK (Santa Fe HS)
29	Cason Clay	DB	6-1	185	FR	Hobbs, NM (Hobbs HS)
29	Nate Durham	DS	6-2	223	FR	Rockton, IL (Hononegah HS)
30	Trevor Moore	K	5-11	191	SR	Edmond, OK (Edmond North HS)
30	Dennis Smith	WR	5-9	166	RS SO	San Antonio, TX (Sterling College)
31	Makyle Sanders	S	6-0	194	FR	Tyler, TX (Robert E. Lee HS)
32	Chaz Davis	CB	5-10	168	RS FR	Nash, TX (Midwestern State)
32	Michael Lawrence	WR	5-10	170	SO	Sweetwater, TX (Sweetwater HS)
34	Andre Alger	RB	5-9	215	RS SO	Leander, TX (Rouse HS)
34	Bryce English	DT	5-11	295	RS SO	DeSoto, TX (Kansas State)
35	Kody Fulp	LB	6-2	227	FR	China Spring, TX (China Spring HS)
36	Hayden Doggett	LB	6-2	212	SO	Hutto, TX (Hutto HS)
36	Alvin Kenworthy	P	6-3	188	RS SO	Rowlett, TX (Kilgore College)
37	Brandon Garner	LB	5-11	221	RS JR	Mansfield, TX (Timberview HS)

## 2017 Numerical Roster

No.	Name	Pos.	Ht.	Wt.	Cl.	Hometown (Previous School)
37	Brandon Garner	LB	5-11	221	RS JR	Mansfield, TX (Timberview HS)
38	Andrew Jones	DB	6-1	173	RS JR	Mesquite, TX (North Mesquite HS)
39	Jameel Moore	DB	5-10	173	SO	Cedar Hill, TX (Cedar Hill HS)
40	Trever Merrell	RB	5-10	207	SO	Davis, OK (Davis HS)
41	Colton McDonald	LB	6-4	210	SR	Haslet, TX (West Texas A&M)
41	Rodney Neely	FB	5-11	207	RS JR	Messmer, WI (UW-Stevens Point)
42	Corey Mann	LB	6-0	198	RS FR	Decatur, TX (Temple HS)
43	Kway Hill	DB	5-11	178	SO	Columbus, GA (LA Valley College)
44	Cannon Maki	FB	5-11	236	RS JR	Mansfield, TX (All Saints Episcopal HS)
44	Sid Moore	DL	6-1	253	RS SR	Van, TX (Van HS)
45	Hurshie Williams	CB	5-11	180	FR	Harker Heights, TX (Harker Heights HS)
46	Christian Hosley	RB	5-9	185	RS SO	San Antonio, TX (Howard Payne University)
46	Patrick Udofia	DB	5-9	186	RS SO	Tyler, TX (Robert E. Lee HS)
47	Mylam Peters	LB	6-5	241	RS SR	Kissimmee, FL (Arizona Western College)
49	Zach Williams	K	5-8	183	FR	Louisville, KY (Trinity HS)
49	Roderick Young	DL	6-1	284	JR	Spring, TX (Dekaney HS)
50	LaDarius Hamilton	DE	6-3	253	SO	Corrigan, TX (Corrigan-Camden HS)
51	Jake Davis	DS	6-0	210	RS JR	Katy, TX (Seven Lakes HS)
52	Jevin Pahinui	OL	6-4	300	JR	Mountlake Terrace, WA (College of the Siskiyous)
53	T.J. Henson	OL	6-4	298	SR	Plano, TX (Trinity Valley CC)
54	Creighton Barr	OL	6-3	301	JR	Flower Mound, TX (Marcus HS)
56	Jacob Brammer	OL	6-4	258	FR	Richmond, TX (Foster HS)
58	Ryan Bishop	LB	5-11	191	FR	Allen, TX (Allen HS)
59	Hayden Harrison	LB	6-2	210	RS FR	Wolfforth, TX (Frenship HS)
60	Sosaia Mose	OL	6-2	276	RS SO	Eules, TX (Tyler JC)
61	Dakoda Newman	OL	6-3	327	FR	Benbrook, TX (Mansfield Timberview HS)
62	Stephon Primous	LB	6-1	201	RS SO	Harker Heights, TX (Harker Heights HS)
63	Ted Fausak	OL	6-4	263	RS JR	San Jose, CA (De Anza College)
64	Brian Parish	OL	6-4	280	FR	Arlington, TX (Seguin HS)
65	Chad Hickson	OL	6-4	268	SO	Denton, TX (Oklahoma Panhandle State)
66	Brendon Weatherspoon	OL	6-4	288	FR	Hurst, TX (L.D. Bell HS)
67	Chris Miles, Jr.	OL	6-4	311	RS JR	Flower Mound, TX (Flower Mound HS)
68	Chett Munden	OL	6-5	268	RS SO	Marshall, TX (Marshall HS)
69	Doro Omerhi	OL	6-4	306	RS FR	Pearland, TX (Pearland HS)
71	Jordan Murray	OL	6-9	333	JR	Coppell, TX (Coppell HS)
72	Manase Mose	OL	6-1	289	FR	Eules, TX (Trinity HS)
73	Garrett Gunter	OL	6-4	283	RS SR	Spring Branch, TX (Trinity Valley CC)
74	Chandler Anthony	OL	6-7	270	RS FR	Tuttle, OK (Tuttle HS)
77	Elex Woodworth	OL	6-4	270	RS SO	Mesquite, TX (Horn HS)
78	Jalen Thomas	OL	6-5	278	SR	Detroit, MI (ASA Brooklyn)
79	Riley Mayfield	OL	6-7	290	RS SR	Cedar Park, TX (Abilene Christian)
80	Jamie King	TE	6-3	221	JR	Azle, TX (College of the Desert)
81	Daniel Khan	WR	5-11	179	RS JR	Sherman Oaks, CA (Notre Dame HS)
82	Deion Hair-Griffin	WR	5-10	166	RS FR	Fort Worth, TX (Arlington Heights HS)
83	Keegan Brewer	WR	5-11	177	SO	Corinth, TX (Lake Dallas HS)
84	Jaelon Darden	WR	5-9	157	FR	Houston, TX (Eisenhower HS)
85	Justin Cain	WR	6-0	175	FR	Dallas, TX (Woodrow Wilson HS)
86	Kevin Dillman	DE	6-4	254	RS SO	Ystad, Sweden (Guyer HS)
87	Kelvin Smith	TE	6-2	243	RS SO	Spring, TX (Dekaney HS)
88	Jason Pirtle	WR	6-2	193	RS FR	Locust Grove, OK (Locust Grove HS)
89	Kam Duhon	WR	5-11	170	RS FR	Southlake, TX (Southlake Carroll HS)
90	Tillman Johnson	DE	6-1	251	SR	Round Rock, TX (McNeil HS)
91	R.J. Reynolds	DL	6-3	240	FR	Bedford, TX (Faith Christian)
91	Kei Straubmueller	DS	5-11	181	RS JR	Argyle, TX (Louisiana-Lafayette)
93	Julius Combes	DL	6-1	269	RS SO	Washington, D.C. (DeMatha HS)
93	Blake Patterson	P	6-2	185	RS FR	Round Rock, TX (Cedar Ridge HS)
96	Tony Krasniqi	DL	6-1	249	FR	Sachse, TX (Sachse HS)
97	Dion Novil	DL	6-4	253	FR	Abilene, TX (Wylie HS)
99	Andy Flusche	DE	6-3	255	RS SR	Muenster, TX (Muenster HS)

# Depth Chart

## Offense

<p><b>X</b></p> <p>8 Rico Bussey, Jr. 6-2 - 191 - SO -OR-</p> <p>1 Turner Smiley 6-0 - 193 - SR</p> <p>13 Quinetin Jackson 6-3 - 208 - RS JR</p>	<p><b>A</b></p> <p>32 Michael Lawrence 5-10 - 180 - SO -OR-</p> <p>84 Jaelon Darden 5-9 - 157 - FR</p>	<p><b>LT</b></p> <p>71 Jordan Murray 6-9 - 333 - JR</p> <p>78 Jalen Thomas 6-5 - 278 - SR *also wears 92 on ST</p>	<p><b>LG</b></p> <p>77 Elex Woodworth 6-4 - 270 - RS SO</p> <p>73 Garrett Gunter 6-4 - 283 - RS SR</p>	<p><b>C</b></p> <p>54 Creighton Barr 6-3 - 301 - JR</p> <p>60 Sosaia Mose 6-2 - 276 - RS SO</p>	<p><b>RG</b></p> <p>53 T.J. Henson 6-4 - 298 - SR</p> <p>72 Manase Mose 6-1 - 289 - FR</p>	<p><b>RT</b></p> <p>79 Riley Mayfield 6-7 - 290 - RS SR</p> <p>74 Chandler Anthony 6-7 - 270 - RS FR</p>	<p><b>Y</b></p> <p>87 Kelvin Smith 6-2 - 252 - RS SO</p> <p>15 Caleb Chumley 6-5 - 244 - RS SO -OR-</p> <p>88 Jason Pirtle 6-2 - 193 - RS FR</p>	<p><b>Z</b></p> <p>9 Jalen Guyton 6-1 - 194 - RS SO</p> <p>1 Turner Smiley 6-0 - 193 - SR</p>		
				<p><b>QB</b></p> <p>6 Mason Fine 5-11 - 180 - SO</p> <p>19 Quinn Shanbour 6-0 - 192 - RS JR</p>	<p><b>RB</b></p> <p>3 Jeffery Wilson 6-0 - 194 - SR</p> <p>21 Nic Smith 5-10 - 182 - RS FR</p> <p>25 Andrew Tucker 6-0 - 203 - RS SR</p>					


## Defense

<p><b>CB</b></p> <p>2 Eric Jenkins 5-10 - 170 - SR</p> <p>9 Nate Brooks 6-0 - 176 - JR</p>	<p><b>NICK</b></p> <p>27 Ashton Preston 5-10 - 187 - JR</p> <p>7 Dee Baulkman 5-11 - 191 - SR -OR-</p> <p>5 Tyreke Davis 5-10 - 190 - FR</p>	<p><b>DE</b></p> <p>99 Andy Flusche 6-3 - 259 - RS SR</p> <p>44 Sid Moore 6-1 - 253 - RS SR</p>	<p><b>NT</b></p> <p>49 Roderick Young 6-1 - 287 - JR</p> <p>15 Ulaiasi Tauaalo 6-2 - 287 - RS JR</p>	<p><b>DE</b></p> <p>50 LaDarius Hamilton 6-3 - 240 - SO</p> <p>90 Tillman Johnson 6-1 - 248 - SR</p>	<p><b>CB</b></p> <p>16 Kemon Hall 5-11 - 185 - JR</p> <p>11 Cam Johnson 5-11 - 177 - FR</p>	
			<p><b>WLB</b></p> <p>22 E.J. Ejiya 6-3 - 223 - RS JR</p> <p>41 Colton McDonald 6-4 - 210 - SR</p>	<p><b>MLB</b></p> <p>37 Brandon Garner 5-11 - 221 - RS JR</p> <p>42 Corey Mann 6-0 - 198 - RS FR</p>		<p><b>JACK</b></p> <p>18 Joshua Wheeler 6-3 - 229 - SR</p> <p>17 Joe Ozougwu 6-3 - 217 - RS FR</p>
<p><b>S</b></p> <p>6 Kishawn McClain 5-11 - 187 - SR</p> <p>24 Taylor Robinson 5-11 - 181 - RS SO</p>			<p><b>S</b></p> <p>4 Khairi Muhammad 5-11 - 182 - SO</p> <p>31 Makyle Sanders 6-0 - 194 - FR</p>			


## ST

<p><b>PK</b></p> <p>30 Trevor Moore 5-11 - 187 - SR</p> <p>93 Blake Patterson 6-2 - 185 - RS FR</p>	<p><b>KO</b></p> <p>30 Trevor Moore 5-11 - 187 - SR</p> <p>93 Blake Patterson 6-2 - 185 - RS FR</p>	<p><b>P</b></p> <p>36 Alvin Kenworthy 6-3 - 188 - RS SO</p> <p>93 Blake Patterson 6-2 - 185 - RS FR</p>	<p><b>DS</b></p> <p>51 Jake Davis 6-0 - 210 - RS JR</p> <p>91 Kel Straubmueller 5-11 - 181 - RS JR</p>	<p><b>KR</b></p> <p>84 Jaelon Darden 5-9 - 157 - FR -OR-</p> <p>26 Evan Johnson 5-6 - 180 - FR -OR-</p> <p>18 Connor Howard 5-11 - 193 - FR -OR-</p> <p>6 Kishawn McClain 5-11 - 187 - SR</p>	<p><b>PR</b></p> <p>84 Jaelon Darden 5-9 - 157 - FR -OR-</p> <p>1 Turner Smiley 6-0 - 193 - SR -OR-</p> <p>2 Eric Jenkins 5-10 - 170 - SR</p>	<p><b>HLD</b></p> <p>19 Quinn Shanbour 6-0 - 192 - RS JR</p> <p>6 Mason Fine 5-11 - 180 - SO</p>
---	---	---	--	---	---	--


**BROADCAST BIOS - OFFENSE**

	<b>1</b>	<b><u>TURNER SMILEY</u></b>	<b>CAREER GAME HIGHS</b>	<b>2017 SEASON GAME HIGHS</b>
		SR • WR • 6-0 • 193 Frisco, TX Wakeland HS	Rec.: 8 (vs. Army, 2016) Rec. Yds: 162 (vs. Southern Miss, 2016) Rec. TDs: 2 (vs. Southern Miss, 2016) Long Rec.: 55 (vs. Southern Miss, 2016) All Purpose Yds: 161 (vs. Southern Miss, 2016)	Rec.: 4 (2x, last at Iowa) Rec. Yds: 84 (at SMU) Rec. TDs: 1 (vs. UAB) Long Rec.: 45 (at SMU) All Purpose Yds: 87 (at SMU)


- Has 10 catches for 221 yards and a touchdown in 2017

	<b>2</b>	<b><u>O'KEERON RUTHERFORD</u></b>	<b>CAREER GAME HIGHS</b>	<b>2017 SEASON GAME HIGHS</b>
		RS JR • WR • 6-5 • 185 Carthage, TX Carthage HS	Rec.: 2 (2x; last vs. Army, 2016) Rec. Yds: 32 (at Rice, 2016) Rec. TDs: 0 Long Rec.: 32 (at Rice, 2016) All Purpose Yds: 32 (at Rice, 2016)	Rec.: 0 Rec. Yds: 0 Rec. TDs: 0 Long Rec.: 0 All Purpose Yds: 0


- Had his career-long reception at Rice in 2016 (32 yards)

	<b>3</b>	<b><u>JEFFERY WILSON</u></b>	<b>CAREER GAME HIGHS</b>	<b>2017 SEASON GAME HIGHS</b>
		SR • RB • 6-0 • 194 Elkhart, TX Elkhart HS	Rushes: 30 (at Southern Miss, 2017) Rush. Yds: 211 (vs. UAB, 2017) Rush. TDs: 3 (4x, last at Southern Miss, 2017) Long Rush.: 75 (at Rice, 2016) 100 Yd Games: 10	Rushes: 30 (at Southern Miss) Rush. Yds: 211 (vs. UAB) Rush. TDs: 3 (2x, last at Southern Miss) Long Rush.: 62 (vs. Lamar) 100 Yd Games: 3 (last at Southern Miss)


- Has 93 carries for 666 yards (7.2 yards per carry) with 9 TDs

	<b>6</b>	<b><u>MASON FINE</u></b>	<b>CAREER GAME HIGHS</b>	<b>2017 SEASON GAME HIGHS</b>
		SO • QB • 5-11 • 180 Locust Grove, OK Locust Grove HS	Comp.: 33 (vs. MTSU, 2016) Att.: 54 (vs. MTSU, 2016) Pass. Yds: 424 (at SMU, 2017) Long Pass: 75 (at Rice, 2016) Pass TDs: 3 (3x, last vs. UAB, 2017)	Comp.: 32 (at SMU) Att.: 47 (at SMU) Pass. Yds: 424 (at SMU) Long Pass: 72 (at SMU) Pass TDs: 3 (3x, last vs. UAB)


- Has completed 62.6 percent of his passes for 1,442 yds and 11 TDs

	<b>8</b>	<b><u>RICO BUSSEY, JR.</u></b>	<b>CAREER GAME HIGHS</b>	<b>2017 SEASON GAME HIGHS</b>
		bus-see SO • WR • 6-2 • 191 Lawton, OK Eisenhower HS	Rec.: 4 (at Southern Miss, 2017) Rec. Yds: 57 (vs. Army, 2016) Rec. TDs: 1 (2x, last at Southern Miss, 2017) Long Rec.: 30 (vs. MTSU, 2016) All Purpose Yds: 57 (vs. Army, 2016)	Rec.: 4 (at Southern Miss) Rec. Yds: 33 (2x, last at Southern Miss) Rec. TDs: 1 (at Southern Miss) Long Rec.: 22 (vs. UAB) All Purpose Yds: 33 (vs. UAB)

- Has 11 catches for 99 yards and a TD in his four appearances in 2017

	<b>9</b>	<b><u>JALEN GUYTON</u></b>	<b>CAREER GAME HIGHS</b>	<b>2017 SEASON GAME HIGHS</b>
		RS SO • WR • 6-1 • 194 Allen, TX Allen HS	Rec.: 14 (at Southern Miss, 2017) Rec. Yds: 211 (at Southern Miss, 2017) Rec. TDs: 2 (at SMU, 2017) Long Rec.: 72 (at SMU, 2017) All Purpose Yds: 211 (at Southern Miss, 2017)	Rec.: 4 (vs. Lamar) Rec. Yds: 109 (at SMU) Rec. TDs: 2 (at SMU) Long Rec.: 72 (at SMU) All Purpose Yds: 211 (at Southern Miss)


- Has 24 catches for 444 yards and 5 TDs, all team-highs

	<b>13</b>	<b><u>QUINETIN JACKSON</u></b>	<b>CAREER GAME HIGHS</b>	<b>2017 SEASON GAME HIGHS</b>
		RS JR • WR • 6-3 • 208 Granite City, IL College of DuPage	Rec.: 1 (2x, last at Iowa, 2017) Rec. Yds: 31 (vs. Lamar, 2017) Rec. TDs: 1 (vs. Lamar, 2017) Long Rec.: 31 (vs. Lamar, 2017) All Purpose Yds: 31 (vs. Lamar, 2017)	Rec.: 1 (2x, last at Iowa) Rec. Yds: 31 (vs. Lamar) Rec. TDs: 1 (vs. Lamar) Long Rec.: 31 (vs. Lamar) All Purpose Yds: 31 (vs. Lamar)


- Made first career catch, a 31-yd TD grab, vs. Lamar on 9/2



**BROADCAST BIOS - OFFENSE**

	<b>CALEB CHUMLEY</b>	<b>CAREER GAME HIGHS</b>	<b>2017 SEASON GAME HIGHS</b>
	<p><b>15</b> RS SO • TE • 6-5 • 244 Longview, TX Longview HS</p>	<p>Rec.: 1 (4x, last at Southern Miss, 2017) Rec. Yds: 43 (at Southern Miss, 2017) Rec. TDs: 0 Long Rec.: 43 (at Southern Miss, 2017) All Purpose Yds: 43 (at Southern Miss, 2017)</p>	<p>Rec.: 1 (4x, last at Southern Miss) Rec. Yds: 43 (at Southern Miss) Rec. TDs: 0 Long Rec.: 43 (at Southern Miss) All Purpose Yds: 43 (at Southern Miss)</p>


• Has four catches for 65 yards in five appearances

	<b>QUINN SHANBOUR</b>	<b>CAREER GAME HIGHS</b>	<b>2017 SEASON GAME HIGHS</b>
	<p><b>19</b> RS JR • QB • 6-0 • 192 Oklahoma City, OK Heritage Hall HS</p>	<p>Comp.: 2 (2x, last at Iowa, 2017) Att.: 3 (vs. Lamar, 2017) Pass. Yds: 26 (at Iowa, 2017) Long Pass: 13 (2x, last at Iowa, 2017) Pass TDs: 1 (at Iowa, 2017)</p>	<p>Comp.: 2 (2x, last at Iowa) Att.: 3 (vs. Lamar) Pass. Yds: 26 (at Iowa) Long Pass: 13 (2x, last at Iowa) Pass TDs: 1 (at Iowa)</p>


• Was 2-for-2 for 26 yards with his first career TD pass at Iowa on 9/16

	<b>NIC SMITH</b>	<b>CAREER GAME HIGHS</b>	<b>2017 SEASON GAME HIGHS</b>
	<p><b>21</b> RS FR • RB • 5-10 • 182 Arlington, TX Martin HS</p>	<p>Rushes: 18 (vs. Lamar, 2017) Rush. Yds: 101 (vs. Lamar, 2017) Rush. TDs: 1 (2x, last vs. UAB, 2017) Long Rush.: 32 (vs. Lamar, 2017) 100 Yd Games: 1 (vs. Lamar, 2017)</p>	<p>Rushes: 18 (vs. Lamar) Rush. Yds: 101 (vs. Lamar) Rush. TDs: 1 (2x, last vs. UAB) Long Rush.: 32 (vs. Lamar) 100 Yd Games: 1 (vs. Lamar)</p>


• Has 37 carries for 198 yards and two TDs (5.1 yards per carry) in 2017

	<b>ANDREW TUCKER</b>	<b>CAREER GAME HIGHS</b>	<b>2017 SEASON GAME HIGHS</b>
	<p><b>25</b> RS SR • RB • 6-0 • 202 Tyler, TX Chapel Hill HS</p>	<p>Rushes: 10 (at SMU, 2015) Rush. Yds: 82 (at WKU, 2016) Rush. TDs: 1 (3x, last vs. Lamar, 2017) Long Rush.: 71 (at WKU, 2016) 100 Yd Games: 0</p>	<p>Rushes: 4 (vs. Lamar) Rush. Yds: 29 (vs. Lamar) Rush. TDs: 1 (vs. Lamar) Long Rush.: 12 (vs. Lamar) 100 Yd Games: 0</p>


• Scored first touchdown of 2017 in the season-opener vs. Lamar on 9/2

	<b>EVAN JOHNSON</b>	<b>CAREER GAME HIGHS</b>	<b>2017 SEASON GAME HIGHS</b>
	<p><b>26</b> FR • RB • 5-6 • 180 Loranger, LA Loranger HS</p>	<p>Rushes: 13 (vs. Lamar, 2017) Rush. Yds: 98 (vs. Lamar, 2017) Rush. TDs: 0 Long Rush.: 16 (vs. Lamar, 2017) 100 Yd Games: 0</p>	<p>Rushes: 13 (vs. Lamar) Rush. Yds: 98 (vs. Lamar) Rush. TDs: 0 Long Rush.: 16 (vs. Lamar) 100 Yd Games: 0</p>

• Posted 98 yards on 13 carries in his collegiate debut on 9/2 vs. Lamar

	<b>MICHAEL LAWRENCE</b>	<b>CAREER GAME HIGHS</b>	<b>2017 SEASON GAME HIGHS</b>
	<p><b>32</b> SO • WR • 5-10 • 180 Sweetwater, TX Sweetwater HS</p>	<p>Rec.: 8 (at SMU, 2017) Rec. Yds: 90 (at SMU, 2017) Rec. TDs: 1 (2x, last vs. UAB, 2017) Long Rec.: 44 (vs. Lamar, 2017) All Purpose Yds: 90 (at SMU, 2017)</p>	<p>Rec.: 8 (at SMU) Rec. Yds: 90 (at SMU) Rec. TDs: 1 (2x, last vs. UAB) Long Rec.: 44 (vs. Lamar) All Purpose Yds: 90 (at SMU)</p>

• Has 17 catches for 254 yards and two TDs

	<b>JAELOD DARDEN</b> jay-lin	<b>CAREER GAME HIGHS</b>	<b>2017 SEASON GAME HIGHS</b>
	<p><b>84</b> FR • WR • 5-9 • 157 Houston, TX Eisenhower HS</p>	<p>Rec.: 5 (at SMU, 2017) Rec. Yds: 67 (at SMU, 2017) Rec. TDs: 1 (at SMU, 2017) Long Rec.: 28 (at SMU, 2017) All Purpose Yds: 154 (vs. Lamar, 2017)</p>	<p>Rec.: 5 (at SMU) Rec. Yds: 67 (at SMU) Rec. TDs: 1 (at SMU) Long Rec.: 28 (at SMU) All Purpose Yds: 154 (at SMU)</p>

• Had 154 all-purpose yards, including his first career TD (rec.) at SMU on 9/9

**BROADCAST BIOS - OFFENSE/SPECIALISTS**



**KELVIN SMITH**  
**87** RS SO • TE • 6-2 • 243  
 Spring, TX  
 Dekaney HS

**CAREER GAME HIGHS**

Rec.: 4 (vs. UAB, 2017)  
 Rec. Yds: 82 (vs. UAB, 2017)  
 Rec. TDs: 1 (2x, last vs. MTSU, 2016)  
 Long Rec.: 25 (2x, last vs. UAB, 2017)  
 All Purpose Yds: 82 (vs. UAB, 2017)

**2017 SEASON GAME HIGHS**

Rec.: 4 (vs. UAB)  
 Rec. Yds: 82 (vs. UAB)  
 Rec. TDs: 0  
 Long Rec.: 25 (vs. UAB)  
 All Purpose Yds: 82 (vs. UAB)

- Has 11 catches for 130 yards through his first four games



**JASON PIRTLE**  
**88** RS FR • WR • 6-2 • 193  
 Locust Grove, OK  
 Locust Grove HS

**CAREER GAME HIGHS**

Rec.: 1 (at SMU, 2017)  
 Rec. Yds: 19 (at SMU, 2017)  
 Rec. TDs: 0  
 Long Rec.: 19 (at SMU, 2017)  
 All Purpose Yds: 19 (at SMU, 2017)

**2017 SEASON GAME HIGHS**

Rec.: 1 (at SMU)  
 Rec. Yds: 19 (at SMU)  
 Rec. TDs: 0  
 Long Rec.: 19 (at SMU)  
 All Purpose Yds: 19 (at SMU)

- Caught first career pass at SMU on 9/9 from former HS teammate, QB Mason Fine



**KAM DUHON**  
**89** RS FR • WR • 5-11 • 170  
 Southlake, TX  
 Southlake Carroll HS

**CAREER GAME HIGHS**

Rec.: 0  
 Rec. Yds: 0  
 Rec. TDs: 0  
 Long Rec.: 0  
 All Purpose Yds: 0

**2017 SEASON GAME HIGHS**

Rec.: 0  
 Rec. Yds: 0  
 Rec. TDs: 0  
 Long Rec.: 0  
 All Purpose Yds: 0

- Has appeared in four games this season, primarily on ST



**TREVOR MOORE**  
**30** SR • K • 5-11 • 187  
 Edmond, OK  
 Edmond North HS

**CAREER GAME HIGHS**

FG's Made: 5 (vs. SMU, 2014)  
 FG's Att.: 5 (vs. SMU, 2014)  
 Long FG: 51 (vs. La Tech, 2016)  
 Touchbacks: 5 (2x, last vs. UAB, 2017)

**2017 SEASON GAME HIGHS**

FG's Made: 4 (vs. UAB)  
 FG's Att.: 4 (vs. UAB)  
 Long FG: 48 (at Southern Miss)  
 Touchbacks: 5 (3x, last at Southern Miss)

- Has made 120 consecutive extra points, which is a school record



**ALVIN KENWORTHY**  
**36** RS SO • P • 6-3 • 188  
 Rowlett, TX  
 Kilgore College

**CAREER GAME HIGHS**

Punts: 5 (at Iowa, 2017)  
 Long Punt: 51 (vs. UAB, 2017)  
 Inside 20: 2 (2x, last at Iowa, 2017)  
 Touchbacks (KO): 0

**2017 SEASON GAME HIGHS**

Punts: 5 (at Iowa)  
 Long Punt: 51 (vs. UAB)  
 Inside 20: 2 (2x, last at Iowa)  
 Touchbacks (KO): 0

- Is averaging 36.8 yards per punt on 18 attempts



**BLAKE PATTERSON**  
**93** RS FR • P • 6-2 • 185  
 Round Rock, TX  
 Cedar Ridge HS

**CAREER GAME HIGHS**

Punts: 0  
 Long Punt: 0  
 Inside 20: 0  
 Touchbacks (KO): 1 (vs. Lamar, 2017)

**2017 SEASON GAME HIGHS**


Punts: 0  
 Long Punt: 0  
 Inside 20: 0  
 Touchbacks (KO): 1 (vs. Lamar)

- Made his collegiate debut on 9/2 vs. Lamar


**BROADCAST BIOS - DEFENSE**

	<b>2</b>	<b><u>ERIC JENKINS</u></b>	<b>CAREER GAME HIGHS</b>	<b>2017 SEASON GAME HIGHS</b>
		SR • DB • 5-10 • 170 New Orleans, LA LA Valley College	Tackles: 4 (2x, last vs. Lamar, 2017) TFLS: 1.0 (at Army, 2016) INT: 2 (at Army, 2016) Sacks: 0.0 PBU: 2 (3x, last at UAB, 2017)	Tackles: 4 (vs. Lamar) TFLS: 0 INT: 0 Sacks: 0.0 PBU: 2 (vs. UAB)


• Has appeared in all five games, with one start

	<b>4</b>	<b><u>KHAIRI MUHAMMAD</u></b>	<b>CAREER GAME HIGHS</b>	<b>2017 SEASON GAME HIGHS</b>
		Kye-ree SO • DB • 5-11 • 182 Dallas, TX DeSoto HS	Tackles: 13 (at Iowa, 2017) TFLS: 1.5 (at SMU, 2017) INT: 1 (vs. Southern Miss, 2016) Sacks: 1.0 (at SMU, 2017) PBU: 1 (at WKU, 2016)	Tackles: 13 (at Iowa) TFLS: 1.5 (at SMU) INT: 0 Sacks: 1.0 (at SMU) PBU: 0


• Has team-high 44 total tackles on the season, with a half sack, a FF and FR

	<b>6</b>	<b><u>KISHAWN MCCLAIN</u></b>	<b>CAREER GAME HIGHS</b>	<b>2017 SEASON GAME HIGHS</b>
		KEY-shawn SR • S • 5-11 • 194 Rosenberg, TX Terry HS	Tackles: 16 (vs. Rice, 2015) TFLS: 1.5 (at UTSA, 2016) INT: 1 (6x, last vs. UAB, 2017) Sacks: 1.0 (vs. Marshall, 2016) PBU: 2 (vs. Portland State, 2015)	Tackles: 7 (vs. UAB) TFLS: 1.0 (vs. UAB) INT: 1 (vs. UAB) Sacks: 0.0 PBU: 1 (2x, last at Southern Miss)

• On the Thorpe Watch List and has 27 tackles, 1.5 TFL, an interception and two pass break-ups

	<b>7</b>	<b><u>DEE BAULKMAN</u></b>	<b>CAREER GAME HIGHS</b>	<b>2017 SEASON GAME HIGHS</b>
		balk-min SR • DB • 5-11 • 191 Bainbridge, GA Arizona Western	Tackles: 7 (at Army, 2016) TFLS: 1.0 (4x, last at WKU, 2016) INT: 0 Sacks: 1.0 (at Army, 2016) PBU: 1 (at Southern Miss, 2017)	Tackles: 1 (at Southern Miss) TFLS: 0.0 INT: 0 Sacks: 0.0 PBU: 1 (at Southern Miss)

• Has appeared twice in 2017

	<b>9</b>	<b><u>NATE BROOKS</u></b>	<b>CAREER GAME HIGHS</b>	<b>2017 SEASON GAME HIGHS</b>
		JR • DB • 6-0 • 176 Whitehouse, TX Whitehouse HS	Tackles: 11 (vs. UTSA, 2015) TFLS: 2.5 (vs. WKU, 2015) INT: 2 (vs. Southern Miss, 2016) Sacks: 1.0 (at Rice, 2016) PBU: 2 (2x, last at Florida, 2016)	Tackles: 6 (at Iowa) TFLS: 0.5 (vs. Lamar) INT: 0 Sacks: 0.0 (vs. Lamar) PBU: 1 (at SMU)

• Named a 2017 preseason All-Conference USA selection and has started four games at CB

	<b>11</b>	<b><u>CAM JOHNSON</u></b>	<b>CAREER GAME HIGHS</b>	<b>2017 SEASON GAME HIGHS</b>
		FR • DB • 5-11 • 177 Houston, TX John H. Reagan Heights HS	Tackles: 2 (vs. UAB, 2017) TFLS: 0.0 INT: 0 Sacks: 0.0 PBU: 0	Tackles: 2 (vs. UAB) TFLS: 0.0 INT: 0 Sacks: 0.0 PBU: 0


• Recorded first career tackle in his collegiate debut on 9/2 vs. Lamar


	<b>15</b>	<b><u>ULAIASI TAUAALO</u></b>	<b>CAREER GAME HIGHS</b>	<b>2017 SEASON GAME HIGHS</b>
		lie-AH-see tower-AH-low RS JR • DT • 6-2 • 287 Keller, TX Central HS	Tackles: 6 (at Army, 2016) TFLS: 1.0 (4x, last vs. Lamar, 2017) INT: 0 Sacks: 1.0 (2x, last vs. Lamar, 2017) QBH: 1 (vs. Lamar, 2017)	Tackles: 5 (at Iowa) TFLS: 1.0 (vs. Lamar) INT: 0 Sacks: 1.0 (vs. Lamar) QBH: 1 (vs. Lamar)

• Nicknamed Toala Bear, recorded first sack of 2017 on 9/2 vs. Lamar

**BROADCAST BIOS - DEFENSE**

	<b>16</b>	<b><u>KEMON HALL</u></b> KEY-mon JR • DB • 5-11 • 185 Calhoun City, MS Itawamba CC	<b>CAREER GAME HIGHS</b> Tackles: 8 (at Southern Miss, 2017) TFLS: 0.0 INT: 1 (at SMU, 2017) Sacks: 0.0 PBU: 2 (at SMU, 2017)	<b>2017 SEASON GAME HIGHS</b> Tackles: 8 (at Southern Miss) TFLS: 0.0 INT: 1 (at SMU) Sacks: 0.0 PBU: 2 (at SMU)
		<ul style="list-style-type: none"> <li>• Had a career-high eight tackles at Southern Miss on 9/30</li> </ul>		

	<b>17</b>	<b><u>JOE OZUGWU</u></b> OH-zuh-GOO RS FR • LB • 6-3 • 217 Alief, TX Taylor HS	<b>CAREER GAME HIGHS</b> Tackles: 2 (vs. Lamar, 2017) TFLS: 0.0 INT: 0 Sacks: 0.0 PBU: 0	<b>2017 SEASON GAME HIGHS</b> Tackles: 2 (vs. Lamar) TFLS: 0.0 INT: 0 Sacks: 0.0 PBU: 0
		<ul style="list-style-type: none"> <li>• Made collegiate debut on 9/2 vs. Lamar and recorded two tackles</li> </ul>		

	<b>18</b>	<b><u>JOSHUA WHEELER</u></b> SR • LB • 6-3 • 229 Grand Prairie, TX Tyler JC	<b>CAREER GAME HIGHS</b> Tackles: 8 (vs. Army, 2016) TFLS: 2.0 (2x, last vs. UAB, 2017) INT: 0 Sacks: 2.0 (vs. UAB, 2017) PBU: 1 (at Army, 2016)	<b>2017 SEASON GAME HIGHS</b> Tackles: 6 (vs. UAB) TFLS: 2.0 (vs. UAB) INT: 0 Sacks: 2.0 (vs. UAB) PBU: 0
		<ul style="list-style-type: none"> <li>• Recorded first two sacks of 2017 vs. UAB on 9/23, nickname is Earl</li> </ul>		

	<b>20</b>	<b><u>WILLIAM LEMASTERS</u></b> RS SO • LB • 6-2 • 217 Dallas, TX Parish Episcopal	<b>CAREER GAME HIGHS</b> Tackles: 4 (vs. Lamar, 2017) TFLS: 0.0 INT: 1 (vs. Lamar, 2017) Sacks: 0.0 PBU: 2 (vs. Lamar, 2017)	<b>2017 SEASON GAME HIGHS</b> Tackles: 4 (vs. Lamar) TFLS: 0.0 INT: 1 (vs. Lamar) Sacks: 0.0 PBU: 2 (vs. Lamar)
		<ul style="list-style-type: none"> <li>• Intercepted first pass of his career in the fourth quarter on 9/2 vs. Lamar</li> </ul>		

	<b>22</b>	<b><u>E.J. EJIYA</u></b> ay-JEE-ah RS JR • LB • 6-3 • 223 Blaine, MN North Dakota State College of Sciences	<b>CAREER GAME HIGHS</b> Tackles: 10 (at Southern Miss, 2017) TFLS: 2.0 (at SMU, 2017) INT: 0 Sacks: 2.0 (at SMU, 2017) PBU: 0	<b>2017 SEASON GAME HIGHS</b> Tackles: 10 (at Southern Miss) TFLS: 2.0 (at SMU) INT: 0 Sacks: 2.0 (at SMU) PBU: 0
		<ul style="list-style-type: none"> <li>• Had a career-high 10 tackles at Southern Miss on 9/30</li> </ul>		


	<b>24</b>	<b><u>TAYLOR ROBINSON</u></b> RS SO • S • 5-11 • 181 Keller, TX Central HS	<b>CAREER GAME HIGHS</b> Tackles: 7 (vs. La Tech, 2016) TFLS: 1.5 (at UTSA, 2016) INT: 0 Sacks: 0.0 PBU: 1 (vs. La Tech, 2016)	<b>2017 SEASON GAME HIGHS</b> Tackles: 4 (vs. Lamar) TFLS: 0.0 INT: 0 Sacks: 0.0 PBU: 0
		<ul style="list-style-type: none"> <li>• Blocked a punt vs. UAB on 9/23</li> </ul>		

	<b>27</b>	<b><u>ASHTON PRESTON</u></b> JR • DB • 5-10 • 183 Edmond, OK Santa Fe HS	<b>CAREER GAME HIGHS</b> Tackles: 10 (at Rice, 2016) TFLS: 2.0 (at Rice, 2016) INT: 1 (vs. La Tech, 2016) Sacks: 1.0 (at Rice, 2016) PBU: 1 (4x, last at Southern Miss, 2017)	<b>2017 SEASON GAME HIGHS</b> Tackles: 3 (2x, last at SMU) TFLS: 1.0 (vs. Lamar) INT: 0 Sacks: 0.0 PBU: 1 (3x, last at Southern Miss)
		<ul style="list-style-type: none"> <li>• Has posted 11 total tackles (1.0 TFL) in five appearances, four starts</li> </ul>		

**BROADCAST BIOS - DEFENSE**

	<b>31</b>	<b><u>MAKYLE SANDERS</u></b>	<b>CAREER GAME HIGHS</b>	<b>2017 SEASON GAME HIGHS</b>
		FR • S • 6-0 • 181 Tyler, TX Robert E. Lee HS	Tackles: 3 (at Iowa, 2017) TFLS: 0.0 INT: 0 Sacks 0.0 PBU: 0	Tackles: 3 (at Iowa) TFLS: 0.0 INT: 0 Sacks: 0.0 PBU: 0


- Posted three tackles at Iowa on 9/16

	<b>37</b>	<b><u>BRANDON GARNER</u></b>	<b>CAREER GAME HIGHS</b>	<b>2017 SEASON GAME HIGHS</b>
		RS JR • LB • 5-11 • 221 Mansfield, TX Timberview HS	Tackles: 11 (at Army, 2016) TFLS: 3.0 (vs. Marshall, 2016) INT: 0 Sacks: 2.0 (vs. Marshall, 2016) PBU: 2 (at SMU, 2017)	Tackles: 6 (at Iowa) TFLS: 2.0 (vs. UAB) INT: 0 Sacks: 1.0 (vs. UAB) PBU: 2 (at SMU)

- Posted first sack of the season on 9/23 vs. UAB

	<b>41</b>	<b><u>COLTON MCDONALD</u></b>	<b>CAREER GAME HIGHS</b>	<b>2017 SEASON GAME HIGHS</b>
		SR • LB • 6-4 • 210 Haslet, TX West Texas A&M	Tackles: 10 (at Iowa, 2017) TFLS: 1.0 (2x, last at Iowa, 2017) INT: 0 Sacks 0.0 PBU: 1 (at Southern Miss, 2017)	Tackles: 10 (at Iowa) TFLS: 1.0 (2x, last at Iowa) INT: 0 Sacks: 0.0 PBU: 1 (at Southern Miss)

- Posted career-high 10 tackles with a TFL at Iowa on 9/16

	<b>44</b>	<b><u>SID MOORE</u></b>	<b>CAREER GAME HIGHS</b>	<b>2017 SEASON GAME HIGHS</b>
		RS SR • DL • 6-1 • 253 Van, TX Van HS	Tackles: 6 (at SMU, 2017) TFLS: 2.0 (vs. LA Tech, 2014) INT: 0 Sacks: 1.0 (2x, last at SMU, 2017) QBH: 1 (at SMU, 2017)	Tackles: 6 (at SMU) TFLS: 0.5 (at SMU) INT: 0 Sacks: 1.0 (at SMU) QBH: 1 (at SMU)

- Has 16 tackles (2.5 TFL), a half sack and two quarterback hurries

	<b>49</b>	<b><u>RODERICK YOUNG</u></b>	<b>CAREER GAME HIGHS</b>	<b>2017 SEASON GAME HIGHS</b>
		JR • DL • 6-1 • 284 Spring, TX Dekaney HS	Tackles: 7 (at Iowa, 2017) TFLS: 1.5 (at Iowa, 2017) INT: 0 Sacks: 1.0 (2x, last at Southern Miss, 2017) QBH: 4 (vs. UAB, 2017)	Tackles: 4 (at SMU) TFLS: 0.0 INT: 0 Sacks: 1.0 (at Southern Miss) QBH: 4 (vs. UAB)

- Has started all five games at nose, and has posted 17 total tackles

	<b>50</b>	<b><u>LADARIUS HAMILTON</u></b>	<b>CAREER GAME HIGHS</b>	<b>2017 SEASON GAME HIGHS</b>
		SO • DE • 6-3 • 253 Corrigan, TX Corrigan-Camden HS	Tackles: 3 (3x, last at Southern Miss, 2017) TFLS: 2.0 (at SMU, 2017) INT: 0 Sacks: 1.0 (vs. Southern Miss, 2016) QBH: 1 (vs. Lamar, 2017)	Tackles: 3 (2x, last at Southern Miss) TFLS: 2.0 (at SMU) INT: 0 Sacks: 0.0 QBH: 1 (vs. Lamar)

- Named to C-USA All-Freshman team in 2016

	<b>90</b>	<b><u>TILLMAN JOHNSON</u></b>	<b>CAREER GAME HIGHS</b>	<b>2016 SEASON GAME HIGHS</b>
		SR • DE • 6-1 • 251 Round Rock, TX McNeil HS	Tackles: 5 (vs. Nicholls, 2014) TFLS: 3.0 (vs. Nicholls, 2014) INT: 0 Sacks: 3.0 (vs. Nicholls, 2014) QBH: 1 (vs. Lamar, 2017)	Tackles: 0 TFLS: 0.0 INT: 0 Sacks: 0.0 QBH: 1 (vs. Lamar)

- Made 12 appearances in 2016

## BROADCAST BIOS - DEFENSE



**99**

**ANDY FLUSCHE**

**Fluh-shee**

**RS SR • DE • 6-3 • 255**

**Muenster, Texas**

**Muenster HS**

**CAREER GAME HIGHS**

Tackles: 5 (2x, last vs. Lamar, 2017)

TFLS: 1.5 (vs. Portland State, 2015)

INT: 0

Sacks: 1.0 (2x, last at MTSU, 2015)

QBH: 2 (2x, last at SMU, 2017)

• Has appeared in five games in 2017 and has 13 total tackles with a sack and 4 QB hurries

**2017 SEASON GAME HIGHS**

Tackles: 5 (vs. Lamar)

TFLS: 1.0 (vs. UAB)

INT: 0

Sacks: 1.0 (vs. UAB)

QBH: 2 (2x, last at SMU)

### Pronunciation Guide

- 54 - **Creighton** Barr - cray-tin
- 84 - **Jaelon** Darden - jay-lin
- 99 - **Andy Flusche** - fluh-shee
- 50 - **LaDarius** Hamilton - LUH-dare-ee-us
- 96 - **Tony** Krasniqi - kraz-NICK-ee
- 72 - **Manase** Mose - muh-NAH-say mo-say
- 17 - **Joe Ozougu** - OH-zuh-GOO
- 46 - **Patrick Udofia** - you-doh-fia

- 7 - Dee **Baulkman** - ballk-min
- 21 - **Tyreke** Davis - tie-REEK
- 9 - Jaylen **Guyton** - guy-tin
- 46 - Christian **Hosley** - HOSE-lee
- 44 - Cannon **Maki** - MACK-ee
- 60 - **Sosaia** Mose - so-SIGH-uh mo-say
- 52 - Jevin **Pahinui** - pah-HEE-new-EE
- 19 **Nnamdi Umeakuana** - oo-may-uh-kwon-uh

- 8 - Rico **Bussey, Jr.** - buss-EE
- 22 - E.J. **Ejiya** - ay-GEE-uh
- 16 - **Kemon** Hall - KEY-mon
- 13 - **Quinetin** Jackson - Kwin-tin
- 6 **Kishawn** McClain - KEY-shawn
- 4 **Khairi** Muhammad - KYE-ree
- 15 **Ulaiasi Tauaalo** - lie-AH-see tower-ah-low

## 2017 Game Summaries

### Game 1

September 2, 2017  
Denton, Texas  
North Texas 59, Lamar 14

### Game 2

September 9, 2016  
Dallas, Texas  
SMU 54, North Texas 32

#### ↳ Team Statistics

	LU	UNT
First Downs	15	31
Rushes-Yards	33-86	60-436
Passing-Yards	180	232
Comp-Att-Int	20-41-1	17-24-0
Total Plays-Yards	74-266	84-668
Punts-Yards	9-330	3-109
Fumbles/Lost	2-1	1-1
Penalties	3-15	5-40
3rd Down Conv.	4/18	3/11
Time of Possession	21:06	38:54

#### ↳ Individual Statistics

**RUSHING** - LU - King 11-37, **North Texas** - Wilson 12-176  
**PASSING** - LU - Colbert, Jr. 14-28-140-2, **North Texas** - Fine 15-21-224-0  
**RECEIVING** - LU - Mart. Hawthorne 2-79, **North Texas** - Lawrence 3-70, Guyton 4-63

#### ↳ Score By Quarters

	1	2	3	4	Score
Lamar	7	7	0	0	14
North Texas	17	21	14	7	59

#### ↳ Scoring Summary

UNT - Wilson 10 yd run (Moore kick), 12:01, 1st  
UNT - Jackson, 31 yd pass from Fine (Moore kick), 8:38, 1st  
UNT - Moore, 24 yd FG, 4:04, 1st  
LU - Wood, 1 yd pass from Colbert, Jr. (Martinez kick), 0:34, 1st  
UNT - Wilson, 2 yd run (Moore kick), 10:26, 2nd  
UNT - Wilson 62 yd run (Moore kick), 8:28 2nd  
LU - Mart. Hawthorne 68 yd pass from Colbert, Jr. (Martinez kick), 4:59, 2nd  
UNT - Lawrence 44 yd pass from Fine (Moore kick), 1:56, 2nd  
UNT - Smith 9 yd pass from Fine (Moore kick), 12:31, 3rd  
UNT - Smith, 1 yd run (Moore kick), 6:02, 3rd  
UNT - Tucker, 12 yd run (Moore kick), 14:54, 4th

#### ↳ Team Statistics

	UNT	SMU
First Downs	22	20
Rushes-Yards	27-69	34-99
Passing-Yards	424	394
Comp-Att-Int	32-47-2	22-41-1
Total Plays-Yards	74-493	75-493
Punts-Yards	4-155	7-278
Fumbles/Lost	2-1	0-0
Penalties	7-58	4-50
3rd Down Conv.	6-for-15	9-for-18
Time of Possession	32:02	27:58

#### ↳ Individual Statistics

**RUSHING** - **North Texas** - Wilson 13-36, **SMU** - Jones 13-74.  
**PASSING** - **North Texas** - Fine 32-47-424-2, **SMU** - Hicks 20-39-312-1  
**RECEIVING** - **North Texas** - Guyton 3-109, Lawrence 8-90 **SMU** - Sutton 8-163, Quinn 6-96

#### ↳ Score By Quarters

	1	2	3	4	Score
North Texas	10	0	7	15	32
SMU	10	14	16	14	54

#### ↳ Scoring Summary

UNT - Wilson 2 yd run (Moore kick), 11:41 1st  
UNT - Moore 46 yd FG, 8:45, 1st  
SMU - Sutton 62 yd pass from Hicks (Williams kick), 6:49, 1st  
SMU - Williams 36 yd FG, 2:32, 1st  
SMU - Sutton 40 yd pass from Hicks (Williams kick), 5:15, 2nd  
SMU - Sutton 4 yd pass from Hicks (Williams kick), 0:10, 2nd  
SMU - Sutton 35 yd pass from Hicks, 14:24, 3rd  
SMU - Jones 1 yd run (Williams kick), 11:23, 3rd  
UNT - Guyton 72 yd pass from Fine (Moore kick), 6:56, 3rd  
SMU - Team safety, 4:02, 3rd  
SMU - Jones 47 yd run (Williams kick), 14:30, 4th  
SMU - Gailliard 76 yd pass from Gillins (Williams kick), 11:27, 4th  
UNT - Guyton 29 yd pass from Fine (Moore kick), 10:45, 4th  
UNT - Darden 13 yd pass from Fine (Darden pass from Fine), 3:24,

## 2017 Game Summaries

### Game 3

September 16, 2017  
Iowa City, Iowa  
Iowa 31, North Texas 14

#### ↳ Team Statistics

	UNT	IOWA
First Downs	17	28
Rushes-Yards	17-112	59-238
Passing-Yards	193	197
Comp-Att-Int	18-29-1	16-27-0
Total Plays-Yards	46-305	86-435
Punts-Yards	5-152	1-47
Fumbles/Lost	2-1	2-2
Penalties	13-119	6-63
3rd Down Conv.	0-for-6	11-for-18
Time of Possession	19:15	40:45

#### ↳ Individual Statistics

**RUSHING** - North Texas - Wilson 12-95, Iowa - Young 19-78, Kelly-Martin 11-74, Butler 16-74

**PASSING** - North Texas - Fine 16-26-167-1, Iowa - Stanley 16-27-197-0

**RECEIVING** - North Texas - Smiley 7-74, Iowa - Easley 5-37

#### ↳ Score By Quarters

	1	2	3	4	Score
North Texas	7	7	0	0	14
Iowa	7	3	7	14	31

#### ↳ Scoring Summary

UNT - Wilson 41 yd run (Moore kick), 5:34, 1st  
Iowa - Hockenson, 8 yd pass from Stanley (Recinos kick), 0:52, 1st  
Iowa - Recinos, 42 yd FG, 5:23, 2nd  
UNT - Guyton, 13 yd pass from Shanbour (Moore kick), 0:11, 2nd  
Iowa - Fant, 23 yd pass from Stanley (Recinos kick), 4:24, 3rd  
Iowa - Kelly-Martin 2 yd run (Recinos kick), 8:16 4th  
Iowa - Kelly-Martin, 6 yd run (Recinos kick), 1:47, 4th

### Game 4

September 23, 2016  
Denton, Texas  
North Texas 46, UAB 43

#### ↳ Team Statistics

	UAB	UNT
First Downs	16	28
Rushes-Yards	36-74	44-287
Passing-Yards	321	261
Comp-Att-Int	17-36-1	15-29-0
Total Plays-Yards	72-395	73-548
Punts-Yards	6-202	2-89
Fumbles/Lost	1-1	2-2
Penalties	7-49	4-33
3rd Down Conv.	12-for-19	6-for-13
Time of Possession	28:28	31:32

#### ↳ Individual Statistics

**RUSHING** - UAB - S. Brown 17-50, North Texas - Wilson 26-211.

**PASSING** - UAB - Erdely 17-36-321-1, North Texas - Fine 15-29-261-0

**RECEIVING** - UAB - A. Wilson 5-150, C. Lisa 4-105, North Texas - K. Smith 4-82, Lawrence 3-64

#### ↳ Score By Quarters

	1	2	3	4	Score
UAB	7	7	15	14	43
North Texas	10	20	7	9	46

#### ↳ Scoring Summary

UAB - Brown 1 yd run (Vogel kick), 9:06 1st  
UNT - Moore 29 yd FG, 3:19, 1st  
UNT - Guyton 47 yd pass from Fine (Moore kick), 0:41, 1st  
UNT - Wilson 2 yd run (Moore kick), 11:17, 2nd  
UNT - N. Smith 29 yd run (Team kick failed), 4:03, 2nd  
UAB - A. Wilson 48 yd pass from Erdely (Vogel kick), 2:25, 2nd  
UNT - Lawrence 40 yd pass from Fine (Moore kick), 0:44, 2nd  
UAB - Stanley 6 yd run (Vogel kick), 8:45, 3rd  
UNT - Smiley 22 yd pass from Fine (Moore kick), 6:56, 3rd  
UAB - A. Wilson 58 yd pass from Erdely (Scott pass from Ederly), 2:30, 3rd  
UNT - Moore 40 yd FG, 14:12, 4th  
UNT - Moore 45 yd FG, 7:43, 4th  
UAB - Copeland 4 yd pass from Erdely (Vogel kick), 5:51, 4th  
UAB - Stanley 5 yd pass from Erdely (Vogel kick), 0:27, 4th  
UNT - Moore 22 yd FG, 0:07, 4th



## 2017 Game Summaries

## Game 5

September 30, 2017

Hattiesburg, Mississippi

North Texas 43. Southern Miss 28

## ↳ Team Statistics

	UNT	USM
First Downs	24	18
Rushes-Yards	46-174	29-145
Passing-Yards	366	270
Comp-Att-Int	24-41-1	19-42-0
Total Plays-Yards	87-540	71-415
Punts-Yards	4-158	8-266
Fumbles/Lost	2-1	0-0
Penalties	3-19	6-64
3rd Down Conv.	9-for-21	5-for-15
Time of Possession	36:33	23:27

## ↳ Individual Statistics

**RUSHING** - North Texas - Wilson 30-148, Southern Miss - Smith 13-102

**PASSING** - North Texas - Fine 24-40-366-1, Southern Miss - Griggs 19-42-270-0

**RECEIVING** - North Texas - Guyton 14-211, Southern Miss - Stagers 5-112

## ↳ Score By Quarters

	1	2	3	4	Score
North Texas	7	10	16	10	43
Southern Miss	14	3	7	14	28

## ↳ Scoring Summary

USM - Stagers, 7 yd pass from Griggs (Shaunfield kick), 11:44, 1st

USM - Griggs, 4 yd rush (Shaunfield kick), 5:38, 1st

UNT - Wilson, 46 yd run (Moore kick), 0:47, 1st

USM - Smith, 65 yd run (Shaunfield kick), 10:00, 2nd

UNT - Guyton, 2 yd pass from Fine (Moore kick), 2:42, 2nd

UNT - Moore, 48 yd FG, 0:00 2nd

UNT - Moore, 20 yd FG, 9:01, 3rd

UNT - Bussey, Jr., 16 yd pass from Fine (Moore kick), 4:08, 3rd

UNT - Wilson, 43 yd run (Fine pass failed), 2:49, 3rd

USM - Smith, 4 yd run (Shaunfield kick), 0:00, 3rd

UNT - Wilson, 6 yd run (Moore kick), 11:29, 4th

UNT - Moore, 44 yd FG, 4:30, 4th

## 2017 Starters

### ↳ Offense

Game	LT	LG	C	RG	RT	WR	TE	WR	WR	RB	QB
vs. Lamar	Murray	Woodworth	Barr	S. Mose	Mayfield	Guyton	Smith	Lawrence	Smiley	Wilson	Fine
at SMU	Murray	Woodworth	S. Mose	Henson	Mayfield	Guyton	Smith	Lawrence	Smiley	Wilson	Fine
at Iowa	Murray	Woodworth	Barr	Henson	Mayfield	Guyton	Smith	Lawrence	Smiley	Wilson	Fine
vs. UAB	Murray	Woodworth	Barr	Henson	Mayfield	Guyton	Smith	Lawrence	Bussey, Jr.	Wilson	Fine
at Southern Miss	Murray	Woodworth	Barr	Henson	Mayfield	Guyton	Smith	Chumley (TE)	Bussey, Jr.	Wilson	Fine
vs. UTSA											
at Florida Atlantic											
vs. Old Dominion											
at La Tech											
vs. UTEP											
vs. Army											
at Rice											

### ↳ Defense

Game	DE	NT	DE	JACK	MLB	WLB	NICK	CB	CB	S	S
vs. Lamar	Moore	Young	Johnson	Ejiya	McDonald	Garner	Preston	Brooks	Hall	McClain	Muhammad
at SMU	Flusche	Young	Hamilton	Ejiya	McDonald	Garner	Preston	Brooks	Hall	McClain	Muhammad
at Iowa	Flusche	Young	Hamilton	Ejiya	McDonald	Garner	Wheeler(LB)	Brooks	Hall	McClain	Muhammad
vs. UAB	Flusche	Young	Hamilton	Wheeler	Ejiya	Garner	Preston	Brooks	Hall	McClain	Muhammad
at Southern Miss	Flusche	Young	Hamilton	Wheeler	Ejiya	McDonald	Preston	Jenkins	Hall	McClain	Muhammad
vs. UTSA											
at Florida Atlantic											
vs. Old Dominion											
at La Tech											
vs. UTEP											
vs. Army											
at Rice											

## 2017 Results

Sep 02, 2017	LAMAR	W	59-14	1-0	0-0	3:05	19592
Sep 09, 2017	at SMU	L	32-54	1-1	0-0	3:26	24638
Sep 16, 2017	at Iowa Hawkeyes	L	14-31	1-2	0-0	3:26	65668
* Sep 23, 2017	UAB	W	46-43	2-2	1-0	3:21	20142
* Sep 30, 2017	at Southern Miss	W	43-28	3-2	2-0	3:25	21907

## 2017 Overall Team Statistics

Team Statistics	NT	OPP
SCORING	194	170
Points Per Game	38.8	34.0
Points Off Turnovers	17	35
FIRST DOWNS	122	97
Rushing	52	37
Passing	60	52
Penalty	10	8
RUSHING YARDAGE	1078	642
Yards gained rushing	1201	780
Yards lost rushing	123	138
Rushing Attempts	194	191
Average Per Rush	5.6	3.4
Average Per Game	215.6	128.4
TDs Rushing	12	9
PASSING YARDAGE	1476	1362
Comp-Att-Int	106-170-4	94-187-3
Average Per Pass	8.7	7.3
Average Per Catch	13.9	14.5
Average Per Game	295.2	272.4
TDs Passing	12	14
TOTAL OFFENSE	2554	2004
Total Plays	364	378
Average Per Play	7.0	5.3
Average Per Game	510.8	400.8
KICK RETURNS: #-Yards	12-247	17-390
PUNT RETURNS: #-Yards	9-36	1-17
INT RETURNS: #-Yards	3-0	4-7
KICK RETURN AVERAGE	20.6	22.9
PUNT RETURN AVERAGE	4.0	17.0
INT RETURN AVERAGE	0.0	1.8
FUMBLES-LOST	9-6	5-4
PENALTIES-Yards	32-269	27-241
Average Per Game	53.8	48.2
PUNTS-Yards	18-663	31-1123
Average Per Punt	36.8	36.2
Net punt average	35.9	34.4
KICKOFFS-Yards	38-2437	29-1621
Average Per Kick	64.1	55.9
Net kick average	40.7	36.2
TIME OF POSSESSION/Game	31:39	28:21
3RD-DOWN Conversions	24/66	41/88
3rd-Down Pct	36%	47%
4TH-DOWN Conversions	7/11	7/12
4th-Down Pct	64%	58%
SACKS BY-Yards	12-94	11-62
MISC YARDS	0	14
TOUCHDOWNS SCORED	24	23
FIELD GOALS-ATTEMPTS	9-10	2-2
ON-SIDE KICKS	0-0	0-1
RED-ZONE SCORES	(16-19) 84%	(14-16) 88%
RED-ZONE TOUCHDOWNS	(12-19) 63%	(13-16) 81%
PAT-ATTEMPTS	(21-22) 95%	(22-22) 100%
ATTENDANCE	39734	112213
Games/Avg Per Game	2/19867	3/37404
Neutral Site Games		0/0

Score by Quarters	1st	2nd	3rd	4th	OT	Total
North Texas	51	58	44	41	0	194
Opponents	45	38	45	42	0	170

## 2017 Overall Individual/Career Statistics

Rushing	gp	att	gain	loss	net	avg	td	lg	avg/g	gp	att	gain	loss	net	avg	td	lg	avg/g
WILSON, Jeffery	5	93	692	26	666	7.2	9	62	133.2	35	467	2744	88	2656	5.7	25	75	75.9
SMITH, Nic	5	39	208	10	198	5.1	2	32	39.6	5	39	208	10	198	5.1	2	32	39.6
JOHNSON, Evan	5	17	119	0	119	7.0	0	16	23.8	5	17	119	0	119	7.0	0	16	23.8
SHANBOUR, Quinn	5	5	46	0	46	9.2	0	28	9.2	6	6	46	0	46	7.7	0	28	7.7
TUCKER, Andrew	5	4	29	0	29	7.2	1	12	5.8	38	47	306	5	301	6.4	3	71	7.9
FINE, Mason	5	29	103	80	23	0.8	0	16	4.6	15	123	501	360	141	1.1	2	80	9.4
HOSLEY, C.	5	4	4	2	2	0.5	0	2	0.4	5	4	4	2	2	0.5	0	2	0.4
TEAM	4	3	0	5	-5	-1.7	0	0	-1.2									
Total	5	194	1201	123	1078	5.6	12	62	215.6									
Opponents	5	191	780	138	642	3.4	9	65	128.4									

Passing	gp	effic	comp-att-int	pct	yds	td	lg	avg/g	gp	effic	comp-att-int	pct	yds	td	lg	avg/g
FINE, Mason	5	154.25	102-163-4	62.6	1442	11	72	288.4	15	129.31	257-424-9	60.6	3014	17	75	200.9
SHANBOUR, Quinn	5	203.12	4-5-0	80.0	34	1	13	6.8	6	169.27	4-6-0	66.7	34	1	13	5.7
TEAM	4	0.00	0-2-0	0.0	0	0	0	0.0								
Total	5	153.87	106-170-4	62.4	1476	12	72	295.2								
Opponents	5	132.95	94-187-3	50.3	1362	14	76	272.4								

Receiving	gp	no.	yds	avg	td	lg	avg/g	gp	no.	yds	avg	td	lg	avg/g
GUYTON, Jalen	5	24	444	18.5	5	72	88.8	5	24	444	18.5	5	72	88.8
LAWRENCE, M.	5	17	254	14.9	2	44	50.8	12	18	270	15.0	2	44	22.5
SMITH, Kelvin	5	11	130	11.8	0	25	26.0	14	18	209	11.6	2	25	14.9
BUSSEY, Rico	4	11	99	9.0	1	22	24.8	10	19	196	10.3	2	30	19.6
WILSON, Jeffery	5	11	56	5.1	0	18	11.2	35	57	415	7.3	2	38	11.9
SMILEY, Turner	5	10	221	22.1	1	45	44.2	39	82	1060	12.9	5	55	27.2
DARDEN, Jaelon	5	8	97	12.1	1	28	19.4	5	8	97	12.1	1	28	19.4
SMITH, Nic	5	6	51	8.5	1	15	10.2	5	6	51	8.5	1	15	10.2
CHUMLEY, Caleb	5	4	65	16.2	0	43	13.0	5	4	65	16.2	0	43	13.0
JACKSON, Q.	3	2	40	20.0	1	31	13.3	4	2	40	20.0	1	31	10.0
PIRTLE, Jason	4	1	19	19.0	0	19	4.8	4	1	19	19.0	0	19	4.8
JOHNSON, Evan	5	1	0	0.0	0	0	0.0	5	1	0	0.0	0	0	0.0
Total	5	106	1476	13.9	12	72	295.2							
Opponents	5	94	1362	14.5	14	76	272.4							

Total Offense	g	plays	rush	pass	total	avg/g	g	plays	rush	pass	total	avg/g
FINE, Mason	5	192	23	1442	1465	293.0	15	547	141	3014	3155	210.3
WILSON, Jeffery	5	93	666	0	666	133.2	35	467	2656	0	2656	75.9
SMITH, Nic	5	39	198	0	198	39.6	5	39	198	0	198	39.6
JOHNSON, Evan	5	17	119	0	119	23.8	5	17	119	0	119	23.8
SHANBOUR, Quinn	5	10	46	34	80	16.0	6	12	46	34	80	13.3
TUCKER, Andrew	5	4	29	0	29	5.8	38	47	301	0	301	7.9
HOSLEY, C.	5	4	2	0	2	0.4	5	4	2	0	2	0.4
TEAM	4	5	-5	0	-5	-1.2						
Total	5	364	1078	1476	2554	510.8						
Opponents	5	378	642	1362	2004	400.8						

Scoring	td	fg	PAT				dxp	saf	pts	td	fg	PAT				dxp	saf	pts
			kick	rush	rcv	pass						kick	rush	rcv	pass			
WILSON, Jeffery	9	-	-	-	-	-	-	54	27	-	-	-	-	-	-	-	162	
MOORE, Trevor	-	9-10	21-21	-	-	-	-	48	-	42-54	120-120	-	-	-	-	-	246	
GUYTON, Jalen	5	-	-	-	-	-	-	30	5	-	-	-	-	-	-	30		
SMITH, Nic	3	-	-	-	-	-	-	18	3	-	-	-	-	-	-	18		
LAWRENCE, M.	2	-	-	-	-	-	-	12	2	-	-	-	-	-	-	12		
DARDEN, Jaelon	1	-	-	-	1	-	-	8	1	-	-	1	-	-	-	8		
TUCKER, Andrew	1	-	-	-	-	-	-	6	4	-	-	-	-	-	-	24		
SMILEY, Turner	1	-	-	-	-	-	-	6	5	-	-	-	-	-	-	30		
JACKSON, Q.	1	-	-	-	-	-	-	6	1	-	-	-	-	-	-	6		
BUSSEY, Rico	1	-	-	-	-	-	-	6	2	-	-	-	-	-	-	12		
TEAM	-	-	0-1	-	-	-	-	0										
FINE, Mason	-	-	-	-	-	1-2	-	0	2	-	-	-	1-3	-	-	12		
Total	24	9-10	21-22	-	1	1-2	-	194										
Opponents	23	2-2	22-22	-	1	1-1	-	170										

## 2017 Overall Individual/Career Statistics

Punt Returns											
	no.	yds	avg	td	lg		no.	yds	avg	td	lg
JENKINS, Eric	4	4	1.0	0	8		4	4	1.0	0	8
DARDEN, Jaelon	3	24	8.0	0	12		3	24	8.0	0	12
SMILEY, Turner	1	3	3.0	0	0		12	100	8.3	0	34
ROBINSON, T.	1	5	5.0	0	0		1	5	5.0	0	0
Total	9	36	4.0	0	12						
Opponents	1	17	17.0	0	17						

Kick Returns											
	no.	yds	avg	td	lg		no.	yds	avg	td	lg
DARDEN, Jaelon	7	129	18.4	0	29		7	129	18.4	0	29
JOHNSON, Evan	3	87	29.0	0	48		3	87	29.0	0	48
HOWARD, Connor	2	35	17.5	0	27		2	35	17.5	0	27
MCCLAIN, K.	0	-4	0.0	0	0		0	-4	0.0	0	0
Total	12	247	20.6	0	48						
Opponents	17	390	22.9	0	41						

Interceptions											
	no.	yds	avg	td	lg		no.	yds	avg	td	lg
MCCLAIN, K.	1	0	0.0	0	0		6	23	3.8	0	18
LEMASTERS, W.	1	0	0.0	0	0		1	0	0.0	0	0
HALL, Kemon	1	0	0.0	0	0		1	0	0.0	0	0
Total	3	0	0.0	0	0						
Opponents	4	7	1.8	0	5						

Fumble Returns											
	no.	yds	avg	td	lg		no.	yds	avg	td	lg
TAUAALO, T.J.	1	27	27.0	0	27		1	27	27.0	0	27
Total	1	27	27.0	0	27						
Opponents	0	0	0.0	0	0						

All Purpose																	
	g	rush	rcv	pr	kr	ir	total	avg/g		g	rush	rcv	pr	kr	ir	total	avg/g
WILSON, Jeffery	5	666	56	0	0	0	722	144.4		35	2656	415	0	279	0	3350	95.7
GUYTON, Jalen	5	0	444	0	0	0	444	88.8		5	0	444	0	0	0	444	88.8
LAWRENCE, M.	5	0	254	0	0	0	254	50.8		12	0	270	0	0	0	270	22.5
DARDEN, Jaelon	5	0	97	24	129	0	250	50.0		5	0	97	24	129	0	250	50.0
SMITH, Nic	5	198	51	0	0	0	249	49.8		5	198	51	0	0	0	249	49.8
SMILEY, Turner	5	0	221	3	0	0	224	44.8		39	23	1060	100	79	0	1262	32.4
JOHNSON, Evan	5	119	0	0	87	0	206	41.2		5	119	0	0	87	0	206	41.2
SMITH, Kelvin	5	0	130	0	0	0	130	26.0		14	0	209	0	0	0	209	14.9
BUSSEY, Rico	4	0	99	0	0	0	99	24.8		10	0	196	0	0	0	196	19.6
CHUMLEY, Cale	5	0	65	0	0	0	65	13.0		5	0	65	0	0	0	65	13.0
SHANBOUR, Qui	5	46	0	0	0	0	46	9.2		6	46	0	0	0	0	46	7.7
JACKSON, Q.	3	0	40	0	0	0	40	13.3		4	0	40	0	0	0	40	10.0
HOWARD, Conn	2	0	0	0	35	0	35	17.5		2	0	0	0	35	0	35	17.5
TUCKER, Andre	5	29	0	0	0	0	29	5.8		38	301	-2	1	0	0	300	7.9
FINE, Mason	5	23	0	0	0	0	23	4.6		15	141	0	0	0	0	141	9.4
PIRTLE, Jason	4	0	19	0	0	0	19	4.8		4	0	19	0	0	0	19	4.8
ROBINSON, T.	5	0	0	5	0	0	5	1.0		16	0	0	5	0	0	5	0.3
JENKINS, Eric	5	0	0	4	0	0	4	0.8		16	0	0	4	0	86	90	5.6
HOSLEY, C.	5	2	0	0	0	0	2	0.4		5	2	0	0	0	0	2	0.4
MCCLAIN, K.	5	0	0	0	-4	0	-4	-0.8		42	0	0	0	-4	23	19	0.5
TEAM	4	-5	0	0	0	0	-5	-1.2									
Total	5	1078	1476	36	247	0	2837	567.4									
Opponents	5	642	1362	17	390	7	2418	483.6									

Field Goals									
	att	good	long	blkd		att	good	long	blkd
MOORE, Trevor	10	9	48	1		54	42	51	1
Total	10	9	48	1					
Opponents	2	2	42	0					

Punting											
	no.	yds	avg	lg	blk		no.	yds	avg	lg	blk
KENWORTHY, A.	18	663	36.8	51	0		18	663	36.8	51	0
Total	18	663	36.8	51	0						
Opponents	31	1123	36.2	54	1						

## 2017 Overall FG/Defensive/Career Statistics

Field Goals	fg	pct.	01-19	20-29	30-39	40-49	50-99	lg	blk
MOORE, Trevor	9-10	90.0	0-0	4-4	0-0	5-6	0-0	48	1

FG Sequence	North Texas	Opponents
Lamar	(24)	-
SMU	(46)	(36)
Iowa Hawkeyes	40	(42)
UAB	(29),(40),(45),(22)	-
Southern Miss	(48),(20),(44)	-

##	Defensive Leaders	gp	ua	a	total	tfl	sack	int	pbu	fr	ff	blk	gp	ua	a	total	tfl	sack	int	pbu	fr	ff	blk
4	MUHAMMAD, K.	5	25	19	44	2.0	0.5	.	.	1	1	.	17	32	27	59	2.5	1.0	1	1	1	1	.
22	EJIYA, E.J.	5	14	23	37	5.0	4.0	.	.	.	1	.	18	40	40	80	8.5	4.0	.	.	.	.	1
16	HALL, Kemon	5	22	8	30	0.0	.	1	4	.	1	.	5	22	8	30	0.0	.	1	4	.	1	.
0F	MCCLAIN, K.	5	18	9	27	1.5	.	1	2	.	.	.	42	183	84	267	9.5	1.5	6	8	1	4	.
41	MCDONALD, C.	5	12	7	19	2.0	.	.	1	.	.	.	5	12	7	19	2.0	.	.	1	.	.	.
37	GARNER, Brandon	5	12	6	18	3.5	1.0	.	2	.	.	.	27	59	27	86	13.5	5.5	.	2	2	.	.
49	YOUNG, Roderick	5	9	8	17	2.5	1.0	.	.	.	.	.	29	35	38	73	8.0	2.5	.	.	1	.	.
44	MOORE, Sid	5	9	7	16	2.5	0.5	.	.	.	.	.	25	20	17	37	7.0	2.0	.	.	.	.	.
9	BROOKS, Nate	4	12	2	14	0.5	.	.	1	.	.	.	27	75	34	109	6.0	1.0	4	8	.	2	.
99	FLUSCHE, Andy	5	5	8	13	1.0	1.0	.	2	.	.	.	36	22	36	58	6.5	3.5	.	3	.	.	.
27	PRESTON, Ashton	5	9	2	11	1.0	.	.	3	.	.	.	28	41	18	59	5.5	1.0	1	5	.	1	.
15	TAUJALO, T.J.	5	5	6	11	1.5	1.0	.	.	1	.	.	30	36	27	63	5.5	2.5	.	1	2	1	.
18	WHEELER, Joshua	4	9	2	11	3.0	2.0	.	.	.	.	.	16	35	18	53	10.5	7.5	.	2	.	2	.
50	HAMILTON, L.	5	6	5	11	2.0	.	.	.	.	.	.	17	12	8	20	5.0	1.0	.	.	.	.	.
2	JENKINS, Eric	5	8	2	10	0.0	.	.	3	.	.	.	16	21	7	28	1.0	.	3	13	.	1	.
24	ROBINSON, T.	5	5	1	6	0.0	.	.	.	.	1	.	16	17	7	24	0.0	.	.	1	.	.	1
31	SANDERS, Makyle	4	4	1	5	0.0	.	.	.	.	.	.	4	4	1	5	0.0	.	.	.	.	.	.
5	DAVIS, Tyreke	5	3	1	4	0.0	.	.	.	.	.	.	5	3	1	4	0.0	.	.	.	.	.	.
14	FERNANDES, C.	5	4	.	4	0.0	.	.	.	.	.	.	7	9	1	10	1.0	.	.	.	.	.	.
20	LEMASTERS, W.	2	3	1	4	0.0	.	1	2	.	.	.	6	5	2	7	0.0	.	1	3	.	.	.
11	JOHNSON, Cam	5	3	.	3	0.0	.	.	.	.	.	.	5	3	.	3	0.0	.	.	.	.	.	.
17	OZUGWU, Joe	3	.	2	2	0.0	.	.	.	.	.	.	3	.	2	2	0.0	.	.	.	.	.	.
96	KRASNIQI, Tony	4	2	.	2	1.0	1.0	.	.	.	.	.	4	2	.	2	1.0	1.0	.	.	.	.	.
25	TUCKER, Andrew	5	1	1	2	0.0	.	.	.	.	.	.	38	12	3	15	0.0	.	.	.	.	.	.
42	MANN, Corey	3	2	.	2	0.0	.	.	1	.	.	.	3	2	.	2	0.0	.	.	1	.	.	.
71	MURRAY, Jordan	5	1	.	1	0.0	.	.	.	.	.	.	23	2	.	2	0.0	.	.	.	.	.	.
9C	PATTERSON, B.	1	1	.	1	0.0	.	.	.	.	.	.	1	1	.	1	0.0	.	.	.	.	.	.
32	LAWRENCE, M.	5	1	.	1	0.0	.	.	.	.	.	.	12	1	.	1	0.0	.	.	.	.	.	.
26	JOHNSON, Evan	5	1	.	1	0.0	.	.	.	.	.	.	5	1	.	1	0.0	.	.	.	.	.	.
7	BAULKMAN, Dee	2	.	1	1	0.0	.	.	1	.	.	.	14	20	16	36	5.5	2.5	.	1	.	1	.
8	BUSSEY, Rico	4	1	.	1	0.0	.	.	.	.	.	.	10	2	.	2	0.0	.	.	.	.	.	.
TM	TEAM	4	.	.	.	0.0	.	.	.	1	.	.	.	.	.	.	.	.	.	.	.	.	.
90	JOHNSON, Ti.	1	.	.	.	0.0	.	.	.	.	.	.	31	18	11	29	6.0	5.0	.	.	.	.	.
30	MOORE, Trevor	5	.	.	.	0.0	.	.	.	1	.	.	41	1	.	1	0.0	.	.	.	1	.	.
	Total	5	207	122	329	29	12	3	22	4	3	1											
	Opponents	5	210	124	334	35	10	4	17	6	5	1											

## 2017 Individual Game Highs

Rushes	30	WILSON, Jeffery at Southern Miss (Sep 30, 2017)
Yards Rushing	211	WILSON, Jeffery vs UAB (Sep 23, 2017)
TD Rushes	3	WILSON, Jeffery vs Lamar (Sep 02, 2017)
	3	WILSON, Jeffery at Southern Miss (Sep 30, 2017)
Long Rush	62	WILSON, Jeffery vs Lamar (Sep 02, 2017)
Pass attempts	47	FINE, Mason at SMU (Sep 09, 2017)
Pass completions	32	FINE, Mason at SMU (Sep 09, 2017)
Yards Passing	424	FINE, Mason at SMU (Sep 09, 2017)
TD Passes	3	FINE, Mason vs Lamar (Sep 02, 2017)
	3	FINE, Mason at SMU (Sep 09, 2017)
	3	FINE, Mason vs UAB (Sep 23, 2017)
Long Pass	72	FINE, Mason at SMU (Sep 09, 2017)
Receptions	14	GUYTON, Jalen at Southern Miss (Sep 30, 2017)
Yards Receiving	211	GUYTON, Jalen at Southern Miss (Sep 30, 2017)
TD Receptions	2	GUYTON, Jalen at SMU (Sep 09, 2017)
Long Reception	72	GUYTON, Jalen at SMU (Sep 09, 2017)
Field Goals	4	MOORE, Trevor vs UAB (Sep 23, 2017)
Long Field Goal	48	MOORE, Trevor at Southern Miss (Sep 30, 2017)
Punts	5	KENWORTHY, A. at Iowa Hawkeyes (Sep 16, 2017)
Punting Avg	44.5	KENWORTHY, A. vs UAB (Sep 23, 2017)
Long Punt	51	KENWORTHY, A. vs UAB (Sep 23, 2017)
Punts inside 20	2	KENWORTHY, A. vs Lamar (Sep 02, 2017)
	2	KENWORTHY, A. at Iowa Hawkeyes (Sep 16, 2017)
Long Punt Return	12	DARDEN, Jaelon at SMU (Sep 09, 2017)
	12	DARDEN, Jaelon vs UAB (Sep 23, 2017)
Long Kickoff Return	48	JOHNSON, Evan vs UAB (Sep 23, 2017)
Tackles	13	MUHAMMAD, K. at Iowa Hawkeyes (Sep 16, 2017)
Sacks	2.0	EJIYA, E.J. at SMU (Sep 09, 2017)
	2.0	WHEELER, Joshua vs UAB (Sep 23, 2017)
Tackles For Loss	2.0	EJIYA, E.J. at SMU (Sep 09, 2017)
	2.0	HAMILTON, L. at SMU (Sep 09, 2017)
	2.0	WHEELER, Joshua vs UAB (Sep 23, 2017)
	2.0	GARNER, Brandon vs UAB (Sep 23, 2017)
	2.0	MOORE, Sid vs UAB (Sep 23, 2017)
Interceptions	1	LEMASTERS, W. vs Lamar (Sep 02, 2017)
	1	HALL, Kemon at SMU (Sep 09, 2017)
	1	MCCLAIN, K. vs UAB (Sep 23, 2017)

## 2017 Team Game Highs

<b>Rushes</b>	<b>60</b>	<b>vs Lamar (Sep 02, 2017)</b>
Yards Rushing	436	vs Lamar (Sep 02, 2017)
<b>Yards Per Rush</b>	<b>7.3</b>	<b>vs Lamar (Sep 02, 2017)</b>
TD Rushes	5	vs Lamar (Sep 02, 2017)
<b>Pass attempts</b>	<b>47</b>	<b>at SMU (Sep 09, 2017)</b>
Pass completions	32	at SMU (Sep 09, 2017)
<b>Yards Passing</b>	<b>424</b>	<b>at SMU (Sep 09, 2017)</b>
Yards Per Pass	9.7	vs Lamar (Sep 02, 2017)
<b>TD Passes</b>	<b>3</b>	<b>vs Lamar (Sep 02, 2017)</b>
	3	at SMU (Sep 09, 2017)
	<b>3</b>	<b>vs UAB (Sep 23, 2017)</b>
Total Plays	87	at Southern Miss (Sep 30, 2017)
<b>Total Offense</b>	<b>668</b>	<b>vs Lamar (Sep 02, 2017)</b>
Yards Per Play	8.0	vs Lamar (Sep 02, 2017)
<b>Points</b>	<b>59</b>	<b>vs Lamar (Sep 02, 2017)</b>
Sacks By	4	vs UAB (Sep 23, 2017)
<b>First Downs</b>	<b>31</b>	<b>vs Lamar (Sep 02, 2017)</b>
Penalties	13	at Iowa Hawkeyes (Sep 16, 2017)
<b>Penalty Yards</b>	<b>119</b>	<b>at Iowa Hawkeyes (Sep 16, 2017)</b>
Turnovers	3	at SMU (Sep 09, 2017)
<b>Interceptions By</b>	<b>1</b>	<b>vs Lamar (Sep 02, 2017)</b>
	1	at SMU (Sep 09, 2017)
	<b>1</b>	<b>vs UAB (Sep 23, 2017)</b>
Punts	5	at Iowa Hawkeyes (Sep 16, 2017)
<b>Punting Avg</b>	<b>44.5</b>	<b>vs UAB (Sep 23, 2017)</b>
Long Punt	51	vs UAB (Sep 23, 2017)
<b>Punts inside 20</b>	<b>2</b>	<b>vs Lamar (Sep 02, 2017)</b>
	2	at Iowa Hawkeyes (Sep 16, 2017)
<b>Long Punt Return</b>	<b>12</b>	<b>at SMU (Sep 09, 2017)</b>
	12	vs UAB (Sep 23, 2017)



## 2017 Opponent Individual Game Highs

Rushes	19	Young, Toren, at Iowa Hawkeyes (Sep 16, 2017)
Yards Rushing	102	SMITH, Ito, at Southern Miss (Sep 30, 2017)
TD Rushes	2	JONES, Xavier, at SMU (Sep 09, 2017)
	2	Kelly-Martin,I., at Iowa Hawkeyes (Sep 16, 2017)
	2	SMITH, Ito, at Southern Miss (Sep 30, 2017)
Long Rush	65	SMITH, Ito, at Southern Miss (Sep 30, 2017)
Pass attempts	42	GRIGGS, Kwadra, at Southern Miss (Sep 30, 2017)
Pass completions	20	HICKS, Ben, at SMU (Sep 09, 2017)
Yards Passing	321	ERDELY, A.J., vs UAB (Sep 23, 2017)
TD Passes	4	HICKS, Ben, at SMU (Sep 09, 2017)
	4	ERDELY, A.J., vs UAB (Sep 23, 2017)
Long Pass	76	GILLINS, D.J., at SMU (Sep 09, 2017)
Receptions	8	SUTTON, C., at SMU (Sep 09, 2017)
	8	ROBERTSON, K., at Southern Miss (Sep 30, 2017)
Yards Receiving	163	SUTTON, C., at SMU (Sep 09, 2017)
TD Receptions	4	SUTTON, C., at SMU (Sep 09, 2017)
Long Reception	76	GAILLIARD, M., at SMU (Sep 09, 2017)
Field Goals	1	WILLIAMS, Josh, at SMU (Sep 09, 2017)
	1	Recinos, Miguel, at Iowa Hawkeyes (Sep 16, 2017)
Long Field Goal	42	Recinos, Miguel, at Iowa Hawkeyes (Sep 16, 2017)
Punts	7	Slaydon, Tyler, vs Lamar (Sep 02, 2017)
	7	SACKVILLE, J., at SMU (Sep 09, 2017)
	7	EVERETT, Zac, at Southern Miss (Sep 30, 2017)
Punting Avg	47.0	Rastetter, C., at Iowa Hawkeyes (Sep 16, 2017)
Long Punt	54	DIXON, J., vs UAB (Sep 23, 2017)
Punts inside 20	2	Slaydon, Tyler, vs Lamar (Sep 02, 2017)
	2	SACKVILLE, J., at SMU (Sep 09, 2017)
Long Punt Return	17	Jackson, Joshua, at Iowa Hawkeyes (Sep 16, 2017)
Long Kickoff Return	41	Giles, Zae, vs Lamar (Sep 02, 2017)
Tackles	12	MIKELL, Curtis, at Southern Miss (Sep 30, 2017)
Sacks	2.0	MITCHELL, Kyran, at SMU (Sep 09, 2017)
	2.0	LAWLER, Justin, at SMU (Sep 09, 2017)
Tackles For Loss	3.0	LAWLER, Justin, at SMU (Sep 09, 2017)
	3.0	THIGPEN, Xavier, at Southern Miss (Sep 30, 2017)
Interceptions	1	McQUEEN, Elijah, at SMU (Sep 09, 2017)
	1	GARY, Demerick, at SMU (Sep 09, 2017)
	1	Jackson, Joshua, at Iowa Hawkeyes (Sep 16, 2017)
	1	APPLEWHITE, J., at Southern Miss (Sep 30, 2017)

## 2017 Opponent Team Game Highs

Rushes	59	at Iowa Hawkeyes (Sep 16, 2017)
Yards Rushing	238	at Iowa Hawkeyes (Sep 16, 2017)
Yards Per Rush	5.0	at Southern Miss (Sep 30, 2017)
TD Rushes	3	at Southern Miss (Sep 30, 2017)
Pass attempts	42	at Southern Miss (Sep 30, 2017)
Pass completions	22	at SMU (Sep 09, 2017)
Yards Passing	394	at SMU (Sep 09, 2017)
Yards Per Pass	9.6	at SMU (Sep 09, 2017)
TD Passes	5	at SMU (Sep 09, 2017)
Total Plays	86	at Iowa Hawkeyes (Sep 16, 2017)
Total Offense	493	at SMU (Sep 09, 2017)
Yards Per Play	6.6	at SMU (Sep 09, 2017)
Points	54	at SMU (Sep 09, 2017)
Sacks By	5	at SMU (Sep 09, 2017)
First Downs	28	at Iowa Hawkeyes (Sep 16, 2017)
Penalties	7	vs UAB (Sep 23, 2017)
Penalty Yards	64	at Southern Miss (Sep 30, 2017)
Turnovers	2	vs Lamar (Sep 02, 2017)
	2	at Iowa Hawkeyes (Sep 16, 2017)
	2	vs UAB (Sep 23, 2017)
Interceptions By	2	at SMU (Sep 09, 2017)
Punts	9	vs Lamar (Sep 02, 2017)
Punting Avg	47.0	at Iowa Hawkeyes (Sep 16, 2017)
Long Punt	54	vs UAB (Sep 23, 2017)
Punts inside 20	3	vs Lamar (Sep 02, 2017)
Long Punt Return	17	at Iowa Hawkeyes (Sep 16, 2017)

## 2017 Drive Summaries

September 2, 2017 vs. Lamar

Team	Qtr	Drive Started			Drive Ended			Consumed	
		Spot	Time	Obtained	Spot	Time	How lost	PI - Yds	TOP
NT	1st	N40	13:56	Punt	L00	12:01	*TOUCHDOWN	6 - 60	1:55 .
NT		N17	09:48	Punt	L00	08:38	*TOUCHDOWN	3 - 83	1:10
NT		L47	08:06	Fumble	L07	04:04	*FIELD GOAL	9 - 40	4:02 .
NT		N10	00:00	Punt	N05	01:40	Fumble	0 - (5)	0:00
NT		L44	00:34	Kickoff	L00	10:26	*TOUCHDOWN	12 - 44	5:08 .
NT	2nd	N32	09:12	Punt	L00	08:28	*TOUCHDOWN	2 - 68	0:44
NT		L47	08:28	Downs	N50	06:10	Punt	3 - (3)	2:18
NT		N34	04:59	Kickoff	L00	01:56	*TOUCHDOWN	6 - 66	3:03
NT		N29	01:06	Punt	L36	00:00	End of half	5 - 35	1:06
NT	3rd	N35	15:00	Kickoff	L00	12:31	*TOUCHDOWN	6 - 65	2:29 .
NT		N17	10:14	Punt	L00	06:02	*TOUCHDOWN	10 - 83	4:12 .
NT		N33	05:19	Punt	N33	03:50	Punt	3 - 0	1:29
NT		N37	02:48	Punt	L00	14:54	*TOUCHDOWN	7 - 63	2:54 .
NT	4th	N25	13:11	Punt	N47	09:25	Punt	5 - 22	3:46
NT		N31	05:39	Downs	L35	01:23	Downs	7 - 34	4:16
NT		L43	00:22	Interception	L45	00:00	End of half	1 - (2)	0:22

September 9, 2017 at SMU

Team	Qtr	Drive Started			Drive Ended			Consumed	
		Spot	Time	Obtained	Spot	Time	How lost	PI - Yds	TOP
NT	1st	V25	15:00	Kickoff	H00	11:41	*TOUCHDOWN	7 - 75	3:19 .
NT		H43	10:45	Punt	H29	08:45	*FIELD GOAL	5 - 14	2:00
NT		V09	06:43	Kickoff	V07	04:16	Punt	3 - (2)	2:27
NT		V29	02:26	Kickoff	H38	13:45	Downs	9 - 33	3:41
NT	2nd	V06	11:38	Interception	V24	08:07	Punt	6 - 18	3:31
NT		V20	05:08	Kickoff	H43	02:26	Interception	8 - 37	2:42
NT		V28	00:10	Kickoff	V42	00:00	End of half	1 - 14	0:10
NT	3rd	V32	00:00	Punt	V35	14:29	Fumble	0 - 3	0:00
NT		V25	14:24	Kickoff	V25	14:16	Interception	1 - 0	0:08
NT		V36	11:15	Kickoff	V41	09:59	Punt	3 - 5	1:16
NT		V28	07:07	Punt	H00	06:56	*TOUCHDOWN	1 - 72	0:11
NT		V12	04:51	Punt	V00	04:02	*SAFETY	1 - (12)	0:49
NT		V32	02:54	Punt	H28	00:00	Downs	9 - 40	2:54
NT	4th	V30	14:30	Kickoff	V35	11:39	Punt	6 - 5	2:51
NT		V26	11:27	Kickoff	H00	10:45	*TOUCHDOWN	2 - 74	0:42
NT		V16	07:24	Punt	H00	03:24	*TOUCHDOWN	8 - 84	4:00 .
NT		H41	00:54	Punt	H10	00:00	End of half	5 - 31	0:54 .

## 2017 Drive Summaries

September 16, 2017 at Iowa

Team	Qtr	Drive Started			Drive Ended			Consumed	
		Spot	Time	Obtained	Spot	Time	How lost	Pl - Yds	TOP
NT	1st	V20	08:18	Fumble	H00	05:34	*TOUCHDOWN	6 - 80	2:44
NT		V12	00:52	Kickoff	V29	13:07	Punt	7 - 17	2:45
NT	2nd	V34	10:36	Downs	H23	08:12	Missed FG	7 - 43	2:24
NT		V25	05:23	Kickoff	V34	03:15	Punt	3 - 9	2:08
NT		H43	00:00	Fumble	H16	01:52	Fumble	0 - 27	0:00
NT		V34	00:46	Punt	H00	00:11	*TOUCHDOWN	5 - 66	0:35
NT	3rd	V25	15:00	Kickoff	H41	11:16	Punt	8 - 34	3:44
NT		V25	04:24	Kickoff	H41	02:06	Punt	6 - 34	2:18
NT	4th	V08	08:16	Kickoff	V18	05:46	Punt	4 - 10	2:30
NT		V25	01:47	Kickoff	V25	01:40	Interception	1 - 0	0:07

September 23, 2017 vs. UAB

Team	Qtr	Drive Started			Drive Ended			Consumed	
		Spot	Time	Obtained	Spot	Time	How lost	Pl - Yds	TOP
NT	1st	N25	09:06	Kickoff	U12	03:19	*FIELD GOAL	14 - 63	5:47
NT		N42	01:23	Punt	U00	00:41	*TOUCHDOWN	2 - 58	0:42
NT	2nd	N36	14:54	Interception	U00	11:17	*TOUCHDOWN	11 - 64	3:37
NT		N45	09:51	Punt	U20	08:09	Fumble	5 - 35	1:42
NT		N44	07:30	Punt	U00	04:03	*TOUCHDOWN	8 - 56	3:27
NT		N05	00:44	Kickoff	U00	00:44	*TOUCHDOWN	4 - 95	0:00
NT	3rd	N25	15:00	Kickoff	N45	12:43	Downs	5 - 20	2:17
NT		N25	08:45	Kickoff	U00	06:56	*TOUCHDOWN	4 - 75	1:49
NT		N32	05:20	Punt	N36	04:25	Punt	3 - 4	0:55
NT		N37	02:30	Kickoff	U23	14:12	*FIELD GOAL	7 - 40	3:18
NT	4th	U15	13:06	Punt	U14	13:00	Fumble	1 - 1	0:06
NT		N41	11:56	Punt	U28	07:43	*FIELD GOAL	8 - 31	4:13
NT		N31	05:51	Kickoff	N35	04:20	Punt	3 - 4	1:31
NT		U44	00:27	Kickoff	U12	00:00	*FIELD GOAL	2 - 32	0:27
NT		U06	00:00	Fumble	U06	00:00	End of half	0 - 0	0:00

## 2017 Drive Summaries

September 30, 2017 at Southern Miss

Team	Qtr	Drive Started			Drive Ended			Consumed	
		Spot	Time	Obtained	Spot	Time	How lost	Pl - Yds	TOP
NT	1st	N12	11:40	Kickoff	N15	10:17	Punt	3 - 3	1:23
NT		N26	09:16	Punt	N20	07:39	Punt	3 - (6)	1:37
NT		N25	05:38	Kickoff	N26	03:37	Punt	3 - 1	2:01
NT		N45	02:04	Punt	S00	00:47	*TOUCHDOWN	4 - 55	1:17
NT	2nd	N34	14:44	Punt	S23	12:09	Fumble	7 - 43	2:35
NT		N25	10:00	Kickoff	N33	08:54	Interception	3 - 8	1:06
NT		N05	07:53	Punt	S00	02:42	*TOUCHDOWN	12 - 95	5:11 .
NT		N20	00:54	Punt	S31	15:00	*FIELD GOAL	8 - 49	0:54
NT	3rd	N25	15:00	Kickoff	S03	09:01	*FIELD GOAL	14 - 72	5:59 .
NT		N29	06:04	Punt	S00	04:08	*TOUCHDOWN	6 - 71	1:56 .
NT		N49	03:14	Punt	S00	02:49	*TOUCHDOWN	3 - 51	0:25
NT	4th	N25	15:00	Kickoff	S00	11:29	*TOUCHDOWN	8 - 75	3:31 .
NT		N15	10:08	Punt	S27	04:30	*FIELD GOAL	11 - 58	5:38
NT		S39	03:20	Downs	S41	01:38	Punt	3 - (2)	1:42
NT		S17	01:14	Downs	S20	00:00	End of half	2 - (3)	1:14 .

## 2017 Long Plays

### 15-YARD PLUS PLAYS

Yds	Type	Player(s)	Opponent
72*	Pass	GUYTON, Jalen from FINE, Mason	SMU
62*	Rush	WILSON, Jeffery	Lamar
53	Pass	GUYTON, Jalen from FINE, Mason	Southern Miss
49	Rush	WILSON, Jeffery	Lamar
48	KR	JOHNSON, Evan	UAB
47*	Pass	GUYTON, Jalen from FINE, Mason	UAB
46*	Rush	WILSON, Jeffery	Southern Miss
45	Pass	SMILEY, Turner from FINE, Mason	SMU
44	Pass	GUYTON, Jalen from FINE, Mason	Southern Miss
44*	Pass	LAWRENCE, M. from FINE, Mason	Lamar
43*	Rush	WILSON, Jeffery	Southern Miss
43	Pass	CHUMLEY, Caleb from FINE, Mason	Southern Miss
41*	Rush	WILSON, Jeffery	Iowa Hawkeyes
41	Pass	SMILEY, Turner from FINE, Mason	Iowa Hawkeyes
41	Pass	SMILEY, Turner from FINE, Mason	Southern Miss
40*	Pass	LAWRENCE, M. from FINE, Mason	UAB
37	Pass	LAWRENCE, M. from FINE, Mason	SMU
35	Pass	GUYTON, Jalen from FINE, Mason	Lamar
34	Rush	WILSON, Jeffery	UAB
34	Rush	WILSON, Jeffery	UAB
32	Rush	WILSON, Jeffery	UAB
32	Rush	SMITH, Nic	Lamar
31*	Pass	JACKSON, Q. from FINE, Mason	Lamar
30	Pass	SMILEY, Turner from FINE, Mason	SMU
29	KR	DARDEN, Jaelon	Lamar
29	KR	DARDEN, Jaelon	SMU
29*	Pass	GUYTON, Jalen from FINE, Mason	SMU
29*	Rush	SMITH, Nic	UAB
28	Pass	DARDEN, Jaelon from FINE, Mason	SMU
28	Rush	SHANBOUR, Quinn	Lamar
27	KR	HOWARD, Connor	UAB
27	KR	JOHNSON, Evan	UAB
27	FR	TAUAALO, T.J.	Iowa Hawkeyes
25	Pass	SMITH, Kelvin from FINE, Mason	UAB
23	Pass	SMITH, Kelvin from FINE, Mason	UAB
22	Pass	BUSSEY, Rico from FINE, Mason	UAB
22*	Pass	SMILEY, Turner from FINE, Mason	UAB
21	Pass	GUYTON, Jalen from FINE, Mason	Southern Miss
20	Pass	GUYTON, Jalen from FINE, Mason	Southern Miss
20	Rush	SMITH, Nic	Southern Miss
19	Pass	SMITH, Kelvin from FINE, Mason	UAB
19	KR	DARDEN, Jaelon	SMU
19	Pass	GUYTON, Jalen from FINE, Mason	Lamar
19	Pass	PIRTLE, Jason from FINE, Mason	SMU
18	Pass	WILSON, Jeffery from FINE, Mason	Southern Miss
18	Rush	WILSON, Jeffery	Lamar
17	Rush	WILSON, Jeffery	UAB
16	Rush	FINE, Mason	SMU
16	Rush	WILSON, Jeffery	UAB
16	Rush	JOHNSON, Evan	Lamar
16*	Pass	BUSSEY, Rico from FINE, Mason	Southern Miss
16	KR	DARDEN, Jaelon	SMU
16	Pass	LAWRENCE, M. from FINE, Mason	Lamar
16	Pass	GUYTON, Jalen from FINE, Mason	Southern Miss
15	Rush	SMITH, Nic	Lamar
15	Pass	SMILEY, Turner from FINE, Mason	Iowa Hawkeyes
15	Pass	SMITH, Kelvin from FINE, Mason	UAB
15	Pass	SMITH, Nic from FINE, Mason	Lamar
15	Pass	LAWRENCE, M. from FINE, Mason	SMU
15	Pass	SMITH, Kelvin from FINE, Mason	Lamar
15	Pass	DARDEN, Jaelon from FINE, Mason	Iowa Hawkeyes
15	Rush	WILSON, Jeffery	UAB

\* touchdown scored on play

### LONG PLAYS BY THE NUMBERS

Long Plays By Yards	No.	TD
100+	0	0
90-99	0	0
80-89	0	0
70-79	1	1
60-69	1	1
50-59	1	0
40-49	13	6
30-39	8	1
20-29	16	3

Long Plays By Type	No.	TD
Rushing	12	5
Passing	22	7
Punt returns	0	0
Kick returns	5	0
Interceptions	0	0
Fumble returns	1	0
Other	0	0
TOTAL	40	12

### 15-YARD PLUS BY PLAYER

Player	No.	TD	R	P	KR	PR	IR	FR
WILSON, Jeffery	13	4	12	1	0	0	0	0
GUYTON, Jalen	10	3	0	10	0	0	0	0
SMILEY, Turner	6	1	0	6	0	0	0	0
DARDEN, Jaelon	6	0	0	2	4	0	0	0
LAWRENCE, M.	5	2	0	5	0	0	0	0
SMITH, Nic	5	1	4	1	0	0	0	0
SMITH, Kelvin	5	0	0	5	0	0	0	0
JOHNSON, Evan	3	0	1	0	2	0	0	0
BUSSEY, Rico	2	1	0	2	0	0	0	0
JACKSON, Q.	1	1	0	1	0	0	0	0
FINE, Mason	1	0	1	0	0	0	0	0
PIRTLE, Jason	1	0	0	1	0	0	0	0
TAUAALO, T.J.	1	0	0	0	0	0	0	1
SHANBOUR, Quinn	1	0	1	0	0	0	0	0
CHUMLEY, Caleb	1	0	0	1	0	0	0	0
HOWARD, Connor	1	0	0	0	1	0	0	0
TOTAL	62	13	19	35	7	0	0	1

### LONGEST PLAYS OF THE YEAR

- Rushing
  - 62 WILSON, Jeffery vs Lamar (9/2/2017)
- Rushing Touchdown
  - 62 WILSON, Jeffery vs Lamar (9/2/2017)
- Passing
  - 72 GUYTON, Jalen from FINE, Mason vs SMU (9/9/2017)
- Passing Touchdown
  - 72 GUYTON, Jalen from FINE, Mason vs SMU (9/9/2017)
- Punt Return
  - 12 DARDEN, Jaelon vs SMU (9/9/2017)
  - 12 DARDEN, Jaelon vs UAB (9/23/2017)
- Kick Return
  - 48 JOHNSON, Evan vs UAB (9/23/2017)
- Interception Return
  - 0 MCCLAIN, K. vs UAB (9/23/2017)
  - 0 LEMASTERS, W. vs Lamar (9/2/2017)
  - 0 HALL, Kemon vs SMU (9/9/2017)
- Fumble Return
  - 27 TAUAALO, T.J. vs Iowa Hawkeyes (9/16/2017)
- Punt
  - 51 KENWORTHY, A. vs UAB (9/23/2017)
- Field Goal
  - 48 MOORE, Trevor vs Southern Miss (9/30/2017)

# 2017 Participation

#	PLAYER	GP-GS	LU	SMU	IOWA	UAB	USM
74	ANTHONY, C.	1/-	XXX	...	...	...	...
54	BARR, Creighton	4/4	START	...	START	START	START
7	BAULKMAN, Dee	2/-	...	...	...	XXX	XXX
9	BROOKS, Nate	4/4	START	START	START	START	...
8	BUSSEY, Rico	4/2	...	XXX	XXX	START	START
1A	CASON, Mitch	1/-	XXX	...	...	...	...
1E	CHUMLEY, Caleb	5/1	XXX	XXX	XXX	XXX	START
84	DARDEN, Jaelon	5/-	XXX	XXX	XXX	XXX	XXX
51	DAVIS, Jake	2/-	...	...	...	XXX	XXX
2A	DAVIS, Tyreke	5/-	XXX	XXX	XXX	XXX	XXX
89	DUHON, Kam	4/-	XXX	XXX	XXX	...	XXX
29	DURHAM, Nate	3/-	XXX	XXX	XXX	...	...
22	EJIYA, E.J.	5/5	START	START	START	START	START
14	FERNANDES, C.	5/-	XXX	XXX	XXX	XXX	XXX
6	FINE, Mason	5/5	START	START	START	START	START
99	FLUSCHE, Andy	5/4	XXX	START	START	START	START
37	GARNER, Brandon	5/4	START	START	START	START	XXX
73	GUNTER, Garrett	1/-	XXX	...	...	...	...
01	GUYTON, Jalen	5/5	START	START	START	START	START
82	HAIR-GRIFFIN, D	4/-	XXX	XXX	...	XXX	XXX
16	HALL, Kemon	5/5	START	START	START	START	START
50	HAMILTON, L.	5/4	XXX	START	START	START	START
53	HENSON, T.J.	4/4	...	START	START	START	START
46	HOSLEY, C.	5/-	XXX	XXX	XXX	XXX	XXX
1H	HOWARD, Connor	2/-	...	...	...	XXX	XXX
13	JACKSON, Q.	3/-	XXX	...	XXX	XXX	...
2	JENKINS, Eric	5/1	XXX	XXX	XXX	XXX	START
11	JOHNSON, Cam	5/-	XXX	XXX	XXX	XXX	XXX
26	JOHNSON, Evan	5/-	XXX	XXX	XXX	XXX	XXX
90	JOHNSON, Ti.	1/1	START	...	...	...	...
36	KENWORTHY, A.	5/-	XXX	XXX	XXX	XXX	XXX
80	KING, Jamie	1/-	...	...	...	...	XXX
96	KRASNIQI, Tony	4/-	XXX	XXX	...	XXX	XXX
32	LAWRENCE, M.	5/4	START	START	START	START	XXX
20	LEMASTERS, W.	2/-	XXX	XXX	...	...	...
4D	MAKI, Cannon	1/-	XXX	...	...	...	...
42	MANN, Corey	3/-	XXX	XXX	XXX	...	...
79	MAYFIELD, Riley	5/5	START	START	START	START	START
0F	MCCLAIN, K.	5/5	START	START	START	START	START
41	MCDONALD, C.	5/4	START	START	START	XXX	START
23	MEANS, Connor	5/-	XXX	XXX	XXX	XXX	XXX
39	MOORE, Jameel	2/-	XXX	XXX	...	...	...
44	MOORE, Sid	5/1	START	XXX	XXX	XXX	XXX
30	MOORE, Trevor	5/-	XXX	XXX	XXX	XXX	XXX
60	MOSE, Sosaia	4/2	START	START	...	XXX	XXX
4	MUHAMMAD, K.	5/5	START	START	START	START	START
68	MUNDEN, Chett	1/-	XXX	...	...	...	...
71	MURRAY, Jordan	5/5	START	START	START	START	START
17	OZOUGWU, Joe	3/-	XXX	...	XXX	XXX	...
52	PAHINU, Jevin	1/-	XXX	...	...	...	...
9C	PATTERSON, B.	1/-	XXX	...	...	...	...
88	PIRTLE, Jason	4/-	...	XXX	XXX	XXX	XXX
27	PRESTON, Ashton	5/4	START	START	XXX	START	START
24	ROBINSON, T.	5/-	XXX	XXX	XXX	XXX	XXX
0B	RUTHERFORD, O.	2/-	XXX	...	...	...	XXX
31	SANDERS, Makyle	4/-	XXX	...	XXX	XXX	XXX
19	SHANBOUR, Quinn	5/-	XXX	XXX	XXX	XXX	XXX
1	SMILEY, Turner	5/3	START	START	START	XXX	XXX
87	SMITH, Kelvin	5/5	START	START	START	START	START
21	SMITH, Nic	5/-	XXX	XXX	XXX	XXX	XXX
9A	STRAUBMUELLER, K	2/-	...	...	...	XXX	XXX
15	TAAJALO, T.J.	5/-	XXX	XXX	XXX	XXX	XXX
78	THOMAS, Jalen	4/-	XXX	...	XXX	XXX	XXX
25	TUCKER, Andrew	5/-	XXX	XXX	XXX	XXX	XXX
11	UMEAKUANA, N.	3/-	XXX	XXX	XXX	...	...
18	WHEELER, Joshua	4/3	...	XXX	START	START	START
3	WILSON, Jeffery	5/5	START	START	START	START	START
77	WOODWORTH, Elex	5/5	START	START	START	START	START
49	YOUNG, Roderick	5/5	START	START	START	START	START