



North Texas Football

Assistant Athletic Director of Communications (Football contact): Jordan Stepp
 Phone: (805) 551-8648 • Email: jordan.stepp@unt.edu

Website: MeanGreenSports.com • Facebook: Facebook.com/MeanGreenFB • Twitter: @MeanGreenFB • Instagram: @MeanGreenFB • #GMG • #NewDenton

2017 SCHEDULE

Overall: 2-2 • C-USA: 1-0

DATE	OPPONENT	TIME/RESULT
9/2	vs. Lamar ~ ESPN 3	W, 59-14
9/9	at SMU ~ ESPN 3	L, 54-32
9/16	at Iowa ~ ESPN 2	L, 31-14
9/23	vs. UAB*~ beIN SPORTS	W, 46-43
9/30	at Southern Miss*~ CUSA.TV	6 p.m.
10/14	vs. UTSA*~	5:30 p.m.
10/21	at Florida Atlantic*~ ESPN 3	TBD
10/28	vs. Old Dominion*~ ESPN 3	5:30 p.m.
11/4	at Louisiana Tech*~	2:30 p.m.
11/11	vs. UTEP*~ ESPN 3	4 p.m.
11/18	vs. Army~ beIN SPORTS	5:30 p.m.
11/25	at Rice*~ ESPN 3	12 p.m.

*Denotes Conference USA Contest, ~ Mean Green Sports Network (radio). All Game Times Listed in CT and are subject to change

By The Numbers

37.8

Through four games, the Mean Green are averaging 37.8 points per game, which leads C-USA. North Texas averaged 24.8 ppg last season, which was a jump of 9.6 from 2015 prior to Seth Littrell's arrival in Denton.

211

Senior RB Jeffery Wilson carried 26 times for a career-high 211 yards and a touchdown last week vs. UAB in the win. It marked his first career 200-plus yard rushing game.

500

North Texas defeated UAB 46-43 last week to pick up the program's 500th win.

116

Senior K Trevor Moore has made 116 consecutive extra points heading into week five, which is a school record.

@MeanGreenFB



North Texas MEAN GREEN (2-2, 1-0 C-USA)



North Texas at Southern Miss

Date.....Sat., Sept. 30 | 6 p.m. CT
 Venue M.M. Roberts Stadium
 Location ... Hattiesburg, Mississippi
 Live Stats .. MeanGreenSports.com
 Live Tweets @MeanGreenFB
 TV CUSA.TV
 Radio KHYI 95.3 FM
 KNTU 88.1 FM
 KGAF 1580 AM
 Series... Southern Miss leads 6-5
 Last Meeting .. North Texas 29,
 Southern Miss 23, Nov. 19, 2016
 in Denton, Texas

Southern Miss GOLDEN EAGLES (2-1, 0-0 C-USA)



North Texas (2-2, 1-0 C-USA) hits the road to take on Southern Miss in its Conference USA opener (2-1, 0-0 C-USA) Saturday at 6 p.m. at M.M. Roberts Stadium. The Mean Green opened their conference season with a thrilling 46-43 win in Denton last week over UAB, courtesy of a game-winning 22-yard field goal by Trevor Moore, while Southern Miss enters week five after its bye week. The Golden Eagles knocked off Louisiana-Monroe 28-17 on the road to pick up Southern Miss' second win of the season two weeks ago.

Saturday's game will be broadcast live on CUSA.Tv and on the radio on the Mean Green Sports Network with Dave Barnett (pxp) and Hank Dickenson (analyst).

North Texas' Top Storylines, Streaks & Trends

Next Up

The Mean Green are set for their bye week following the game at Southern Miss this week and then return to action Saturday, Oct. 14, when North Texas hosts UT-San Antonio. That game kicks off at 5:30 p.m. CT and will be broadcast live on the Mean Green Sports Network.

Rushing Ahead

North Texas had another strong game on the ground last week in the win over UAB, posting 287 rushing yards. Senior Jeffery Wilson (Elkhart, Texas) had a career-high 211 on the day.

* The Mean Green are averaging 6.11 yards per carry, which ranks ninth nationally.

* North Texas is averaging 226.0 yards per game, which ranks second in Conference USA behind only UT-San Antonio (248.0). North Texas is 27th in the country in that category.

500

The Mean Green picked up their 500th victory in program history last week when

they topped UAB 46-43. North Texas is now 500-499-33 as a program.

First Downs

North Texas has posted 98 first downs over the first four weeks, which ranks the best in Conference USA and 21st nationally.

* The Mean Green had 28 first downs last week in the win over UAB.

Score!

The Mean Green are averaging 37.8 points per game through four weeks, which leads Conference USA and ranks 32nd in the country.

* North Texas averaged 24.8 ppg in 2016.

* The Mean Green made a 9.6 ppg jump in 2016, head coach Seth Littrell's first season in Denton.

Explosive Plays

The Mean Green had an eye-popping 16 plays of 15-yards or more from scrimmage last week against UAB in the win.

* Senior running back Jeffery Wilson (Elkhart, Texas) had six runs for 15 yards or more by himself (34, 34, 32, 17, 16 and 15 yards) in the game at UAB.

* Sophomore quarterback Mason Fine completed eight passes of 15 yards or more, including a 47-yard touchdown to redshirt sophomore receiver Jalen Guyton (Allen) and a 40-yard scoring strike to sophomore Michael Lawrence (Sweetwater, Texas).

* Redshirt sophomore tight end Kelvin Smith (Spring, Texas) caught four passes for 82 yards, all of which were for gains of 15 or more yards.

* Redshirt freshman running back Nic Smith (Arlington) also added a 29-yard touchdown run.

Wilson's Success Drives Mean Green

Mean Green senior running back Jeffery Wilson (Elkhart, Texas), two-time Conference USA Player of the Week (week one and four), carried 26 times for a career-high 211 yards with one touchdown last week in the win over UAB, averaging 8.1 yards per carry. Wilson ranks inside the top 10 nationally in three categories.

* Wilson's 26 carries matched a career high, set last season against Marshall, where he also had 188 yards rushing, which was his career high until last week's 211 yard performance.

* The 26 carries doubled his highest total in 2017, after carrying 13 times at SMU earlier this year.

* Wilson is the leader in C-USA in rushing with 518 yards (seventh in the country) and is 11th nationally in rushing yards per game (129.5) and is tied for eighth nationally in rushing touchdowns (six), which is tied for the lead in C-USA.

* His 8.22 yards per carry ranks sixth-best in the nation and he is first in C-USA.

* His 211-yard performance in week four tied for the third-best in the nation, and the 10th-best performance this season.

Week Four Rushing Leaders

- 1. Khalil Herbert (Kansas) - 291 yds vs. West Virginia
- 2. Bryce Love (Stanford) - 263 yds vs. UCLA
- T3. Saquan Barkley (Penn State) - 211 yds vs. Iowa
- T3. Jeffery Wilson (North Texas) - 211 yds vs. UAB**

* Wilson has rushed for 2,508 yards in his career, which places him fifth in school history, after passing Kevin Galbreath (2,417 from 2001-02) last week against UAB.

* Wilson is 612 yards from Ja'Quay Wilburn's (1997-00) fourth spot.

* Wilson is sixth in school history in rushing touchdowns (22) and is four behind Ken Bahnsen (1950-52) for fifth.

* Wilson also is tied for the second-most receptions on the team with 10, for 38 yards.

* Last season Wilson finished with 169 carries for 936 yards and 14 touchdowns, which were career highs for a single season in just 11 games.

Mason More Than Fine

Sophomore quarterback Mason Fine (Locust Grove, Oklahoma) completed 15-of-29 passes for 261 yards last week in the win over UAB. Fine has completed 78-of-123 passes (63.4 percent) for 1,076 yards with nine touchdowns and three interceptions.

* Fine leads Conference USA in passing yards (1,076) and passing yards per game (269.0).

* He has thrown for three touchdowns in a game three times this year (each of the first two weeks, vs. Lamar and at SMU and UAB last week).

* Fine's nine touchdown passes through four weeks of play surpass his output from 10 games last season (six). The nine touchdown passes also rank best in Conference USA and 19th in the nation.

* His 156.2 pass efficiency rating is also second-best in the conference.

* Fine's 1,076 passing yards through four games make up 68.4 percent of his passing yardage from 2016 (10 games played).

* Fine's 424-yard performance in week two at SMU was the sixth-best in program history and the best since Giovanni Vizza threw for 478 against Navy in 2007. Fine is one of eight players in Mean Green history to have thrown for 400 yards or more.

- 1. Daniel Meager vs. SMU, 2007 601
- 2. Steve Ramsey vs. La.-Lafayette, 1969 495

- 3. Mitch Maher vs. SFA, 1994 486
- 4. Giovanni Vizza vs. Navy, 2007 478
- 5. Steve Ramsey vs. Cincinnati, 1968 433
- 6. Mason Fine at SMU, 2017 424**

* After his 261-yard performance last week in the win over UAB, Fine has eight 200-yard passing games in his career, which ties for sixth-most in school history with Vidal Carlin (1965-66).

* Fine's 60.7 career completion percentage ranks third in school history for players with a minimum of 200 completions (Fine has 233).

- 1. Riley Dodge (311-481), 2008-10 64.7
- 2. Jordan Case (218-354), 1977-79 61.6
- 3. Mason Fine (233-384), 2016-17 60.7**

* His career passing efficiency rating of 127.33 ranks third in program history.

- 1. Scott Hall, 2000-04 132.26
- 2. Mitch Maher, 1991-94 128.56
- 3. Mason Fine, 2016-17 127.33**
- 4. Scott Davis, 1987-90 126.44
- 5. Derek Thompson, 2009-13 126.27
- 6. Riley Dodge, 2008-10 125.71

McClain Leads Mean Green Defense

A preseason All-Conference USA selection for the second consecutive year, senior safety Kishawn McClain (Rosenberg, Texas) garnered second team All-Conference honors in 2016 in Conference USA. For the second straight season, McClain led the team in tackles with 91 (67 solo) to go along with one-and-a-half sacks, five tackles for loss, three interceptions, two forced fumbles and three pass break-ups in 13 appearances.

* McClain recorded a season-high seven tackles with a tackle-for-loss and his first interception of the season last week in the win over UAB and has a total of 21 stops (1.5 for loss), an interception and a pass break-up in 2017.

* McClain had double-digit tackles four different times in 2016.

Moore, Moore, Moore

Senior kicker Trevor Moore holds the school record for most consecutive made extra points. The Edmond, Oklahoma, native pushed his school record to 116 straight made PATs after going 4-for-4 last week in the win over UAB. Moore has never missed

MEDIA AVAILABILITY FOR WEEK 5

25	26	27	28	29	30	1
No Media Availability	Practice at Athletic Center 8:55 a.m. Seth Littrell Press Conference 11:30 a.m. Team Meeting Room, Ground floor of Athletic Center Only day for player availability immediately following press conference	Practice at Athletic Center Seth Littrell available for out of town media No player availability	Walk through at Athletic Center No player availability	Practice at Athletic Center No player availability Travel to Hattiesburg	Kickoff at Southern Miss at 6 p.m. CT	Player Conditioning at the Athletic Center

NORTH TEXAS MEDIA SERVICES

Who to contact:

Jordan Stepp: 940-369-8329 (Office)
805-551-8648 (Cell)
E-mail: jordan.stepp@unt.edu

Eric Capper: 940-565-2476 (Office)
940-367-0727 (Cell)
E-mail: eric.capper@unt.edu

Practice Coverage

Media has limited access to North Texas football practice. The media may view the first 20 minutes of practices on Tuesday and Wednesday. The remaining practice is closed to all media and fans.

Credentials For Media

Those wishing to cover North Texas must contact Jordan Stepp for credentials for home and away games.

Tuesday Press Conference

Head coach Seth Littrell's weekly media availability for local media will be conducted at a press conference on Tuesday in the Team Meeting Room on the bottom floor of the Athletic Center following practice around 11:30 a.m.

Post-Practice Interviews

Interviews following practice on Tuesday will be conducted only for requested players. **Requests for players should be made in advance through the athletic communications office by Monday at 12 p.m.** Special exemptions may be granted to those media wishing to interview a specific student-athlete before practice or on a different day at the discretion of the athletic communications office.

All out of town media with requests for Coach Littrell, assistant coaches or players must contact Jordan Stepp.

Post-Game Interviews

The North Texas locker room is closed to all members of the media. Head coach Seth Littrell and requested players will be available for interviews following a brief cooling off period. Postgame interviews at Apogee Stadium will be held in the team meeting room in the Athletic Center.



COLLEGEPRESSBOX.COM IS THE OFFICIAL MEDIA WEBSITE FOR DIVISION I FOOTBALL. ACCESS AND DOWNLOAD WEEKLY GAME NOTES, QUOTES, STATISTICS, MEDIA GUIDES, HEADSHOTS, LOGOS AND MORE FOR EACH CONFERENCE AND ITS MEMBER SCHOOLS. LOGIN INFORMATION WILL BE DISTRIBUTED TO ACCREDITED MEDIA OR YOU CAN APPLY FOR A PASSWORD BY SENDING AN E-MAIL TO PASSWORD@COLLEGEPRESSBOX.COM.

an extra point attempt in his career. Moore broke the record of 61 that was previously held by Keith Chapman (1987-89) last season.

* Moore was also named Conference USA Special Teams Player of the Week, after converting on all four field goals, all four extra points, five touchbacks and he even recovered a fumble on the final play of the game against UAB in the win last week.

* Though North Texas had an unsuccessful PAT attempt last week against UAB, because of the wayward snap, Moore did not attempt the try, so the NCAA scores it as a failed team attempt.

* Moore holds the school record for career field goal percentage (76.5 percent).

* He also holds the program record for field goal percentage in a season (88.2 percent in 2014).

* Moore sits atop seven statistical categories in school history. In addition to field goal percentage in a single season and career and most consecutive extra points made, Moore also is the leader in extra point percentage in a single season and career (100 percent), extra points made in a single game (11 against Nicholls in 2014) and field goals made in a single game (five against SMU in 2014).

* Moore's four field goals last week in the win over UAB tied for the second-most ever in a game. He finished 4-for-4, connecting from 29, 40, 45, and the game-winner from 22.

* Moore ranks in the top three in four other North Texas statistical categories, and is fourth among active Football Bowl Subdivision kickers in consecutive extra points made. The senior aims to wrap his

NORTH TEXAS QUICK FACTS

LOCATION	DENTON, TEXAS
FOUNDED	1890
PRESIDENT	DR. NEAL SMATRESK
ENROLLMENT	38,121
FOUNDED	1890
ATHLETIC DIRECTOR	WREN BAKER
NICKNAME	MEAN GREEN
COLORS	GREEN AND WHITE
HOME FIELD	APOGEE STADIUM
CAPACITY	30,850
SURFACE	ARTIFICIAL
FIRST YEAR OF FOOTBALL	1913
YEARS OF FOOTBALL	103
CONFERENCE	CONFERENCE USA
HEAD COACH	SETH LITTRELL
OVERALL RECORD	7-10 (2ND SEASON)
RECORD AT NORTH TEXAS	7-10 (2ND SEASON)
PRIMARY OFFENSE	SPREAD
PRIMARY DEFENSE	MULTIPLE

MEAN GREEN TEAM RECORD

OVERALL	500-499-33
HOME	269-149-12
AWAY	228-343-21
NEUTRAL	3-6
SINCE DIV. I-A (1995)	88-174
APOGEE STADIUM RECORD	22-14

VERSUS OTHER FBS CONFERENCES

AAC	1-2
ACC	0-4
BIG EAST	0-1
BIG 12	7-58
BIG 10	1-3
CONFERENCE USA	46-69-1
INDEPENDENT	3-4
MID-AMERICAN	3-5
MOUNTAIN WEST	7-15
PAC-12	2-4
SEC	3-37
SUN BELT	41-46
WAC	34-75-2

CURRENT TEAM STREAKS

WINS	1
HOME WINS	3
AWAY WINS	0
C-USA WINS	1
LOSSES	0
HOME LOSSES	0
AWAY LOSSES	5
NON-CONFERENCE WINS	0
NON-CONFERENCE LOSSES	2

THE MEAN GREEN

ALL NORTH TEXAS ATHLETIC TEAMS ARE REFERRED TO AS "NORTH TEXAS" AND THE "MEAN GREEN." **DO NOT** USE THE TERMS "NORTH TEXAS STATE," OR "EAGLES", TO DESCRIBE A NORTH TEXAS ATHLETIC TEAM.

MEAN GREEN'S RECORD IN 2017 WHEN:

LEADING AT THE HALF.....	2-1
TRAILING AT THE HALF.....	0-1
TIED AT THE HALF.....	0-0
LEADING AFTER THREE QUARTERS.....	2-0
TRAILING AFTER THREE QUARTERS.....	0-2
TIED AFTER THREE QUARTERS.....	0-0
SCORING FIRST.....	1-2
OPPONENT SCORES FIRST.....	1-0
RUNNING MORE PLAYS THAN OPPONENT..	2-0
OPPONENT RUNS MORE PLAYS.....	0-2
SAME NUMBER OF PLAYS.....	0-0
COMMITTING MORE TURNOVERS.....	0-1
COMMITTING LESS TURNOVERS.....	1-0
TURNOVERS ARE EVEN.....	1-1
COMMITTING AT LEAST TWO TURNOVERS..	1-2
WINNING TIME OF POSSESSION.....	2-1
OPPONENT WINS TIME OF POSSESSION....	0-1
RUNNING 70 OR MORE OFF. PLAYS.....	2-1
RUNNING LESS THAN 70 OFF. PLAYS.....	0-1
RUSHING FOR 150 YARDS OR MORE.....	2-0
RUSHING FOR LESS THAN 150 YARDS.....	0-2
PASSING FOR 200 YARDS OR MORE.....	2-1
PASSING FOR LESS THAN 200 YARDS.....	0-1
PASSING % IS OVER 55%.....	1-2
PASSING % IS LESS THAN 55%.....	1-0
THIRD DOWN CONV. IS OVER 40%.....	1-0
THIRD DOWN CONV. IS LESS THAN 40%....	1-1
THIRD DOWN CONV. IS 40%.....	0-1
GAINING MORE TOTAL YARDS THAN OPP..	2-0
GAINING LESS TOTAL YARDS THAN OPP.....	0-1
PLAYING AT HOME.....	2-0
PLAYING ON THE ROAD.....	0-2
PLAYING ON NATURAL GRASS.....	0-0
PLAYING ON ARTIFICIAL SURFACE.....	2-2

UNDER HEAD COACH SETH LITRELL:

LEADING AT THE HALF.....	6-1
TRAILING AT THE HALF.....	1-9
TIED AT THE HALF.....	0-0
LEADING AFTER THREE QUARTERS.....	6-0
TRAILING AFTER THREE QUARTERS.....	0-10
SCORING FIRST.....	3-3
OPPONENT SCORES FIRST.....	4-7
RUNNING MORE PLAYS THAN OPPONENT..	4-3
OPPONENT RUNS MORE PLAYS.....	3-7
SAME NUMBER OF PLAYS.....	0-0
COMMITTING MORE TURNOVERS.....	1-5
WINNING TURNOVER MARGIN.....	4-2
TURNOVERS ARE EVEN.....	2-3
COMMITTING AT LEAST TWO TURNOVERS..	3-6
WINNING TIME OF POSSESSION.....	4-2
OPPONENT WINS TIME OF POSSESSION....	3-8
RUNNING 70 OR MORE OFF. PLAYS.....	5-4
RUNNING LESS THAN 70 OFF. PLAYS.....	2-6
RUSHING FOR 150 YARDS OR MORE.....	6-1
RUSHING FOR LESS THAN 150 YARDS.....	1-9
RUSHING FOR 200 YARDS OR MORE.....	5-0
PASSING FOR 200 YARDS OR MORE.....	5-6
PASSING FOR LESS THAN 200 YARDS.....	2-4
PASSING % IS OVER 55%.....	3-7
PASSING % IS LESS THAN 55%.....	4-3
THIRD DOWN CONV. IS OVER 40%.....	3-3
THIRD DOWN CONV. IS LESS THAN 40%....	3-5
THIRD DOWN CONV. IS 40%.....	1-2
SCORING 20 POINTS OR MORE.....	7-5
SCORING 30 POINTS OR MORE.....	6-2
SCORING 40 POINTS OR MORE.....	4-0
HOLDING OPP. TO 10 POINTS OR LESS.....	0-0
HOLDING OPP. TO 20 POINTS OR LESS.....	3-0
GAINING MORE TOTAL YARDS THAN OPP..	4-1
GAINING LESS TOTAL YARDS THAN OPP....	3-8
PLAY AT HOME.....	5-3
PLAYING ON THE ROAD.....	2-6
NEUTRAL SITE.....	0-1

career as the most decorated kicker in school history. His 116 extra points made are second all-time to Nick Bazaldua's (2002-05) 121.

Most Consecutive Extra Points Made (active NCAA FBS kickers)

1. Daniel Carlson, Sr., Auburn – 155
2. Aaron Medley, Sr., Tennessee – 132
3. Sean Nurenberger, Sr., Ohio State – 124
4. **Trevor Moore, Sr., North Texas – 116**

Big-Play J-G

Redshirt sophomore wide receiver Jalen Guyton (Allen) caught two passes for 48 yards last week in the win over UAB with a touchdown. He caught a 47-yard strike from Mason Fine (Locust Grove, Oklahoma), Guyton's fourth touchdown catch of the season.

* Guyton is second on the team in receiving yards with 233 on 10 catches (23.3 yards per catch) and has three touchdowns.

* Guyton's four receiving touchdowns through four games would have been the highest touchdown total for a Mean Green receiver in 2016 (six players tied for the team lead with two).

* He is tied for the conference lead in touchdown grabs, which ties for 11th nationally.

* Guyton began his career at Notre Dame before transferring to Trinity Valley Community College.

* Guyton caught 45 passes for 968 yards and 12 touchdowns in 2016 at Trinity Valley.

#TheStandard

Sophomore wide receiver Michael Lawrence (Sweetwater, Texas) caught three passes for 64 yards and a touchdown last week in the win over UAB, and is the team-leader in receptions with 16, for 243 yards and two touchdowns (15.2 yards per catch).

* He caught just one pass for 16 yards as a freshman last year.

Nic Smith Continues To Impress

Redshirt freshman running back Nic Smith (Arlington) carried eight times for 40 yards and a touchdown in the win over UAB last week. His big play on the night was when he burst through for a 29-yard touchdown in the second quarter.

* Smith has carried 32 times for 179 yards and two touchdowns thus far in 2017 (5.6 yards per carry).

Muhammad Leading The Way

Sophomore safety Khairi Muhammad (Dallas) made recorded eight tackles last week in the win over UAB. He also deflected a pass that set up an interception by Kishawn McClain (Rosenberg, Texas).

* Muhammad leads the team in tackles with 34 total tackles (19 solo) with a sack, two tackles for loss, a forced and recovered fumble.

* Those 34 tackles are tied for seventh-best in Conference USA.

All Smile(y)s

Senior receiver Turner Smiley (Frisco) caught one ball, a 22-yard touchdown from quarterback Mason Fine (Locust Grove, Oklahoma) last week in the win against UAB.

* The touchdown was his first of 2017. Smiley has nine catches (third-most on the team) for 180 yards (20.0 per catch).

* Smiley was the team's leading returning receiver from 2016, after catching 33 passes for 389 yards and two scores (tied for the team lead).

Kelvin's Breakout Day

Redshirt sophomore tight end Kelvin Smith (Spring, Texas) caught a career-high four passes for 82 yards last week in the win against UAB. His previous career highs were three catches (at SMU earlier this year) and 36 yards (vs. SMU in 2016).

* Smith has 10 catches for 127 yards in 2017 so far. His 10 grabs are tied for second-most on the team.

Block That Kick!

North Texas blocked a punt for the first time last week against UAB since doing so 9/10/16 against Bethune-Cookman. Safety Taylor Robinson (Keller, Texas) blocked the punt and freshman Tyreke Davis (Denton) recovered it deep in UAB territory.

Johnson Comes Up Big

Freshman returner Evan Johnson (Loranger, Louisiana) had a huge play in the kick return game last week against UAB. After the Blazers tied the game at 43-43 with just 27 seconds left in the fourth quarter, Johnson busted a

2017 Conference USA Standings

	CONFERENCE			OVERALL		
	W	L	PCT.	W	L	PCT.
EAST						
FIU	1	0	1.000	2	1	.667
Marshall	0	0	.000	2	1	.667
Old Dominion	0	0	.000	2	2	.500
Middle Tennessee	0	0	.000	2	2	.500
Florida Atlantic	0	0	.000	1	3	.250
Charlotte	0	0	.000	0	4	.000
WKU	0	1	.000	2	2	.500
WEST						
North Texas	1	0	1.000	2	2	.500
LA Tech	1	0	1.000	2	2	.500
Rice	1	1	.500	1	3	.250
UTSA	0	0	.000	3	0	1.000
Southern Miss	0	0	.000	2	1	.667
UAB	0	1	.000	2	2	.500
UTEP	0	1	.000	0	4	.000

48-yard return to get the Mean Green close to field goal range. One play later, Trevor Moore kicked the game-winning field goal from 22-yards out.

Kenworthy's Career Day

Redshirt sophomore punter Alvin Kenworthy (Rowlett, Texas) had a career-day last week in the win over UAB, averaging 44.5 yards per punt. He set a new career-long, with a 51-yard punt.

Ejiya Keeps Making Stops

Redshirt junior linebacker E.J. Ejiya (Blaine, Minnesota) recorded a team and career-high-tying nine tackles last week in the win over UAB.

* Ejiya has 27 total tackles, which ranks second-best on the team.

* Ejiya also leads the team in sacks, with three. Those three are the first of Ejiya's collegiate career.

* Ejiya's three sacks are tied for fourth in Conference USA.

#18Wheeler

Senior linebacker Joshua Wheeler (Grand Prairie, Texas) recorded two sacks, the first of his season, last week in the win against UAB.

* Wheeler finished with six total tackles, the

sack and a quarterback hurry.

* It marked Wheeler's first multi-sack game at North Texas.

Garner's First Sack

Redshirt junior linebacker Brandon Garner (Mansfield, Texas) recorded his first sack of the season last week against UAB, getting to Blazers quarterback A.J. Erdely in the first quarter.

* Garner finished with five total tackles, the sack and two tackles for loss, along with a quarterback hurry.

Flusche Gets After The QB

Senior defensive end Andy Flusche (Muenster, Texas) recorded the first sack of his season last week against UAB in the first quarter, dropping Blazers quarterback A.J. Erdely for a 13-yard loss early in the game.

Young and The Restless

Junior defensive lineman Roderick Young posted a career-high four quarterback hurries in the win over UAB last week. He also recorded three tackles and now has 16 on the season.

Jenkins' PBUs

Senior corner Eric Jenkins (New Orleans) made a few big plays in the secondary last week in the win against UAB, breaking up a pair of deep passes.

Littrell's Second Year Boost

Prior to his arrival in Denton Littrell was an offensive coordinator in three stops throughout his career. Each time his offense hit year two, there was an uptick in total offense and points per game. That is certainly the plan for the Mean Green offense, which was much improved in Littrell's first season at the helm.

* Through four weeks of year two in Denton, Littrell's team is averaging 37.8 points per game and they hung 59 on Lamar, the most points scored under Littrell.

* The Mean Green also posted a school-record 668 yards of total offense (436 on the ground) in week one and are averaging 503.5 yards of total offense per game (16th-best in the nation).

* When Littrell took over as co-offensive coordinator at Arizona, the Wildcats ranked 53rd nationally in scoring at 28.2 points per game, 24th in total offense (439.4 per game) and ninth in passing yardage (307.7 per game). Year two saw the Arizona offense score 2.6 points per game more (30.8), and the team improved to the third-best team in the country in terms of passing yardage (370.8 yards per game), as well as a 37-spot improvement in total offense (465.2).

* At Indiana in 2012, the Hoosier offense finished 51st in scoring offense (30.8

points per game), 17th in passing offense (311.2) and 34th in total offense (442.0). The Hoosiers then spiked all the way up to 16th nationally in scoring (38.4 points per game), increasing their output by 7.6 points each game. The passing yards per game actually decreased in 2013, however the total offensive output increased by 66.5 yards per game, and finished ninth in the nation in that category.

* At North Carolina the Tar Heels ranked 36th nationally in scoring offense at 33.2 points per game in 2014, while posting 429.8 yards per game of total offense (45th best in the country) and 278.4 yards per game in passing offense (27th in the nation). In 2016, the Heels improve immensely in one of the program's most successful seasons in its history. North Carolina went 11-1 before Littrell's was hired by the Mean Green on the day of the ACC Championship game. An 8.9 points per game jump (41.2 through 12 games) saw the Heels rank 11th in the country at that time. A 65.9 yards per game increase in total offense saw North Carolina leap 29 spots in the national rankings to 16th. Like his second-year squad in Bloomington, Littrell's offense saw a more balanced attack, achieving that total offensive bump with a slightly decreased production in passing yardage per game.

Tough Sledding

There are six teams that reached bowl games a year ago on the Mean Green's 2017 schedule; Iowa, Southern Miss, UTSA, Old Dominion, Louisiana Tech and Army.

* After falling 31-14 at Iowa on Sept. 16, the Mean Green are 0-1 against such opponents.

Halftime Leads (Usually) Equal Success

North Texas is 6-1 under head coach Seth Littrell in games where they lead at halftime after winning last week against UAB. North Texas held a 30-14 halftime lead.

* The only loss came after failing to hold on to a 14-10 lead at Iowa on Sept. 16.

* Conversely, they are 1-9 when trailing at the break. The lone win in Littrell's tenure when trailing at the half came against Rice in 2016.

That's Offensive

The Mean Green remain atop the conference in total offense, averaging 503.5 yards per

contest.

* That ranks 16th nationally and is the best in Conference USA.

* The Mean Green are averaging 7.27 yards per play, which ranks 11th-best nationally.

* North Texas ranked 117th nationally each of the previous two seasons (5.08 yards per play in 2016 and 4.56 yards per play in 2015). The 2013 team that won the Heart of Dallas Bowl at 9-4, finished 63rd in that category at 5.61 yards per play.

What's The Rush?

North Texas scored two more touchdowns on the ground last week against, giving the Mean Green nine in 2017. They scored 24 rushing touchdowns in 2016.

* North Texas has the second-most rushing touchdowns in Conference USA.

* Prior to Littrell's arrival, the Mean Green reached the end zone only seven times that way in 2015.

Rushing Defense Stands Tall

The Mean Green rushing defense came up with a huge performance against the conference's leading rushing team last week, in UAB. The Blazers entered play averaging 254.7 yards and North Texas held them to just 74 on 36 carries (2.1 yards per carry).

Starting Conference Play Off Right

The Mean Green won their conference opener for the second straight season, defeating UAB last week. North Texas knocked off Rice in Houston in double overtime last season to start the C-USA slate.

* Prior to the 2016 win in the conference opener, North Texas had not done that since a 21-17 road win over Florida Atlantic in Sun Belt play in 2010.

* The win over UAB marked the first time North Texas won a conference-opener at home since defeating Middle Tennessee 30-21 on 10/2/04. The Mean Green went on to win the Sun Belt that season.

Opening Drive Success

The Mean Green have scored on their opening drive in all four of their games thus far in 2017, after kicking a field goal last week in the win over UAB. North Texas has scored

three touchdowns and kicked one field goal over the course of the first four games.

* The Mean Green only scored on their opening drive three times in 2016, all touchdowns; against Army in the Zaxby's Heart of Dallas Bowl, against Marshall and against Middle Tennessee.

#LetItFly

North Texas ranks second in Conference USA in passing yards per game, at 277.5. That is just 2.2 yards fewer than the leaders, this week's opponent, Southern Miss.

* The Mean Green also rank second in the conference in passing efficiency, at 156.8.

Sack City

The Mean Green recorded four sacks last week in the win over UAB, giving them 10 on the season, after posting 26 a year ago.

* North Texas is tied for fifth in Conference USA in sacks.

Third Down Woes

North Texas has struggled in 2017 on third downs on both sides of the ball. They were much-improved offensively, converting on 6-of-13 tries against UAB last week, but surrendered 12-of-19 defensively (63.2 percent) to the Blazers.

* Offensively, North Texas is just 15-for-45 (33.3 percent) on third downs. That is tied for seventh in Conference USA and is tied for 100th nationally.

* Defensively, opponents have converted 36-of-73 third downs (49.3 percent), which ranks 13th in C-USA and 120th nationally.

Penalties Hurt

North Texas is tied for 99th nationally in fewest penalties (29 through four games) but were much more disciplined during last week's win over UAB. The Mean Green committed just four penalties for 33 yards against the Blazers.

Harrell Moves Upstairs

Offensive coordinator Graham Harrell has transitioned from an on-field position up into the press box for his second year in charge of the Mean Green offense.

What's In A (Nick) Name?

Four defensive players in Denton have some

pretty interesting nicknames. Redshirt junior defensive tackle Ulaiaasi Tauaalo (Keller, Texas) is affectionately known as Toala Bear, sophomore defensive lineman LaDarius Hamilton (Corrigan, Texas) goes by Hambone, senior linebacker Joshua Wheeler (Grand Prairie, Texas) is nicknamed Earl and freshman safety Tyreke Davis (Denton) is known by his teammates simply, as Denton.

Texas-Made

There are currently 87 players on the North Texas roster who are from the state of Texas. 29 players are not from the Lone Star State, and the next highest representation comes from the north in Oklahoma, with eight.

Leadership Council

The Mean Green selected 12 members to their 2017 leadership council ahead of fall camp and the members are:

Sr. S Kishawn McClain (Rosenberg, Texas)
 Sr. DB Dee Baulkman (Bainbridge, Georgia)
 Soph. DE LaDarius Hamilton (Corrigan, Texas)
 Jr. DL Roderick Young (Spring, Texas)
 RS Sr. DE Andy Flusche (Muenster, Texas)
 Sr. DE Tillman Johnson (Round Rock, Texas)
 Sr. K Trevor Moore (Edmond, Oklahoma)
 Jr. OL Jordan Murray (Coppell, Texas)
 RS Soph. RB Christian Hosley (San Antonio)
 Sr. RB Jeffery Wilson (Elkhart, Texas)
 RS Jr. QB Quinn Shanbour (Oklahoma City)
 RS Soph. WR Jalen Guyton (Allen, Texas)

New Faces/Enhanced Roles On Coaching Staff

North Texas had some attrition on the coaching staff following their successful 2016 season, as three were hired away by schools in the power five conferences. Key staff changes and additions for 2017 are listed below:

Defensive coordinator – Troy Reffett (was co-defensive coordinator in 2016)

Offensive line coach – Chuck Langston (was offensive coordinator at Lamar in 2016)

Linebackers coach – Jeff Koonz (was co-defensive coordinator/linebacker coach at Cincinnati in 2016)

Defensive line coach – Marc Yellock (was defensive line coach at East Carolina in 2015)

Special Teams coordinator – Marty Biagi (was special teams analyst at Notre Dame in 2016)

Quality Control – Tashard Choice (volunteer with the Mean Green in 2016)

GA (defense) – Kenny Buyers (played for the Mean Green from 2012-16)

GA (offense) – Herschel Sims (volunteer with the Mean Green in 2016)

GA (offense) – J.D. Perkins (intern/analyst with North Carolina in 2016)

Awards Watch

Paycom Jim Thorpe Award – Senior safety Kishawn McClain is on the 2017 watch list for the Thorpe Award, presented to the best defensive back in the country.

Wuerffel Award – Redshirt senior defensive end Andy Flusche is on the 2017 watch list for the Wuerffel Award, presented to the Football Bowl Subdivision player that best combines exemplary community service with athletic and academic achievement.

NFF National Scholar Athlete Award – Flusche is also on the watch list for the NFF National Scholar Athlete Award. The NFF Awards Committee will select a scholar-athlete class from all divisions of football, granting each winner \$18,000 towards postgraduate studies. Each class member will also be named a finalist for the prestigious William V. Campbell Trophy®, awarded to the nation's top scholar-athlete.

Earl Campbell Tyler Rose Award – Senior running back Jeffery Wilson is on the 2017 watch list for the Earl Campbell Tyler Rose Award, presented annually to the nation's outstanding Division I college offensive player who is either born in Texas, has graduated from a Texas high school or plays at a Texas-based junior college or four-year college. The player must also exhibit the enduring characteristics that define Earl Campbell, including integrity, performance, teamwork, sportsmanship, community, and tenacity. The award honors the legacy of Texas legend Earl Campbell and recognizes his home community of Tyler, Texas.

Tech Ties

Wide receivers coach Joel Filani was teammates at Texas Tech with North Texas offensive coordinator and former Red Raider quarterback Graham Harrell for two seasons. During their two years together, Mean Green head coach Seth Littrell was the running backs coach in Lubbock.

#NFLMeanGreen

There are currently three former Mean Green players on National Football rosters;

linebacker Craig Robertson (New Orleans Saints), fullback Jamize Olawale (Oakland Raiders) and running back Lance Dunbar (Los Angeles Rams). Be sure to follow along with their progress throughout the NFL regular season with weekly updates from MeanGreenSports.com each Tuesday.

Follow @MeanGreenFB On Social Media

Be sure to follow Mean Green football on all of our social channels. Follow @MeanGreenFB on both Twitter and Instagram for inside looks at the program, and head to Facebook.com/MeanGreenFB for additional coverage throughout the remainder of the year.

JEFFERY WILSON



2017: **63 ATT, 518 YDS, 8.2 YPC, 6 TDs**

2,508 TOTAL RUSH YDS: **5th IN UNT HISTORY**

22 TOTAL RUSH TDs: **6th IN UNT HISTORY**

#NewDenton

The Last Time North Texas...

Scoring

Scored 30 or more points	46 vs. UAB (9/23/17)
Scored 40 or more points	46 vs. UAB (9/23/17)
Scored 50 or more points	59 vs. Lamar (9/2/17)
Scored 60 or more points	77 vs. Nicholls (9/20/14)

Total Offense

Had more than 400 total yards	548 vs. UAB (9/23/17)
Had more than 450 total yards	548 vs. UAB (9/23/17)
Had more than 500 total yards	548 vs. UAB (9/23/17)
Had more than 600 total yards	668 vs. Lamar (9/2/17)

Rushing Offense

Rushed for 150 or more yards.....	287 vs. UAB (9/23/17)
Rushed for 200 or more yards.....	287 vs. UAB (9/23/17)
Rushed for 250 or more yards.....	287 vs. UAB (9/23/17)
Rushed for 300 or more yards.....	436 vs. Lamar (9/2/17)
Rushed for 400 or more yards.....	436 vs. Lamar (9/2/17)

Passing Offense

Passed for 250 or more yards.....	261 vs. UAB (9/23/17)
Passed for 300 or more yards.....	424 at SMU (9/9/17)
Passed for 350 or more yards.....	424 at SMU (9/9/17)
Passed for 400 or more yards.....	424 at SMU (9/9/17)
Passed for 500 or more yards.....	601 at SMU (9/8/07)

Scoring Defense

Allowed 0 points	0 vs. Troy (10/30/03)
Allowed 3 or fewer points.....	3 vs. Nicholls (9/20/14)
Allowed 7 or fewer points.....	6 vs. SMU (9/6/14)
Allowed 10 or fewer points.....	10 vs. Florida Atlantic (11/9/14)

Total Defense

Allowed fewer than 75 total yards	49 vs. Lamar (11/5/83)
Allowed fewer than 100 total yards	95 vs. Abilene Christian (9/5/92)
Allowed fewer than 150 total yards	147 vs. FIU (11/22/14)
Allowed fewer than 200 total yards	147 vs. FIU (11/22/14)
Allowed fewer than 250 total yards	147 vs. FIU (11/22/14)
Allowed fewer than 300 total yards	266 vs. Lamar (9/2/17)

Rushing Defense

Allowed 0 or fewer yards.....	-6 vs. Abilene Christian (9/5/92)
Allowed 20 or fewer yards.....	13 vs. Marshall (10/8/16)
Allowed 40 or fewer yards.....	13 vs. Marshall (10/8/16)
Allowed 60 or fewer yards.....	13 vs. Marshall (10/8/16)
Allowed 80 or fewer yards.....	13 vs. Marshall (10/8/16)
Allowed 100 or fewer yards.....	74 vs. UAB (9/23/17)

Passing Defense

Allowed 10 or fewer yards.....	7 vs. Abilene Christian (9/1/94)
Allowed 30 or fewer yards.....	27 vs. Nicholls (9/7/02)
Allowed 50 or fewer yards.....	45 vs. Army (9/18/10)
Allowed 100 or fewer yards.....	53 vs. Army (12/27/16)
Allowed 150 or fewer yards.....	53 vs. Army (12/27/16)
Allowed 200 or fewer yards.....	197 at Iowa (9/16/17)

Miscellaneous Team

UNT wins when holding opponents to 10 points or less	37 consecutive, last loss at Marshall 7-0 (11/25/88)
UNT wins when scoring 30 points or more	23, last win vs. UAB (9/23/17)
Last shutout win.....	21-0 vs. Troy (10/30/03)

The Last Time North Texas...

Individual Rushing

Had a player rush for 100 or more yards	211 by Jeffery Wilson vs. UAB (9/23/17)
Had 2 players rush for 100 or more yards.....	176 by Jeffery Wilson, 101 by Nic Smith vs. Lamar (9/2/17)
Had a player rush for 150 or more yards.....	211 by Jeffery Wilson vs. UAB (9/23/17)
Had a player rush for 200 or more yards	211 by Jeffery Wilson vs. UAB (9/23/17)
Had a player rush for 250 or more yards	251 by Brandin Byrd at Tulsa (11/30/13)
Had a player rush for 300 or more yards	313 by Lance Dunbar vs. MTSU (12/3/11)
Had a player rush for 2 or more TDs	3 by Jeffery Wilson vs. Lamar (9/2/17)
Had a player rush for 3 or more TDs	3 by Jeffery Wilson vs. Lamar (9/2/17)
Had a player rush for 4 or more TDs	4 by Lance Dunbar vs. MTSU (12/3/11)
Had a player rush for 5 or more TDs	Never

Individual Passing

Had a player pass for 200 or more yards	261 by Mason Fine vs. UAB (9/23/17)
Had a player pass for 250 or more yards	261 by Mason Fine vs. UAB (9/23/17)
Had a player pass for 300 or more yards	424 by Mason Fine at SMU (9/9/17)
Had a player pass for 400 or more yards	424 by Mason Fine at SMU (9/9/17)
Had a player pass for 500 or more yards	601 by Daniel Meager at SMU (9/8/07)
Had a player pass for 2 or more TDs.....	3 by Mason Fine vs. UAB (9/23/17)
Had a player pass for 3 or more TDs	3 by Mason Fine vs. UAB (9/23/17)
Had a player pass for 4 or more TDs	4 by DaMarcus Smith vs. WKU (10/15/15)
Had a player pass for 5 or more TDs	8 by Giovanni Vizza vs. Navy (11/10/07)

Individual Receiving

Had a player with 10 or more receptions in a game	10 by Carlos Harris at UTSA (11/29/14)
Had a player with 15 or more receptions in a game.....	15 by Carlos Harris vs. Southern Miss (10/18/14)
Had a player receive 100 or more yards	109 by Jalen Guyton at SMU (9/9/17)
Had 2 players receive 100 or more yards.....	130 by Darnell Smith; 103 by Breelan Chancellor at Tulane (10/5/13)
Had a player receive 150 or more yards	162 by Turner Smiley vs Southern Miss (11/19/16)
Had a player receive 200 or more yards	216 by Carlos Harris vs. Southern Miss (10/18/14)
Had a player receive 250 or more yards	327 by Casey Fitzgerald at SMU (9/8/07)
Had a player receive 300 or more yards	327 by Casey Fitzgerald at SMU (9/8/07)
Had a player receive 2 or more TDs	2 by Jalen Guyton at SMU (9/9/17)
Had a player receive 3 or more TDs	5 by Casey Fitzgerald vs. Navy (11/10/07)
Had a player receive 4 or more TDs	5 by Casey Fitzgerald vs. Navy (11/10/07)
Returned a kickoff for a TD.....	100 yards by Darvin Kidsy at Rice (10/25/14)
Returned a punt for a TD.....	53 yards by Tre Johnson vs. UTEP (11/28/15)
Returned an INT for a TD.....	34 yards by Eric Jenkins at Army (10/22/16)
Returned a fumble for a TD	13 yards by Courtney Finney vs. UTEP (11/28/15)
Blocked a punt	Taylor Robinson vs. UAB (9/23/17)
Blocked a FG	Zach Orr vs. UTEP (11/9/13)
Returned a blocked punt for a TD	1 yard by Andrew Tucker vs. Bethune-Cookman (9/10/16)
Returned a blocked FG for a TD.....	66 yards by Phillip Littlejohn vs. Idaho (10/4/97)
Recorded a safety.....	Team Safety vs. Southern Miss (11/19/16)

The Last Time an Opponent...

Rushing Offense

Rushed for 150 or more yards.....	238 by Iowa (9/16/17)
Rushed for 200 or more yards.....	238 by Iowa (9/16/17)
Rushed for 250 or more yards.....	480 by Army (12/27/16)
Rushed for 300 or more yards.....	480 by Army (12/27/16)

Passing Offense

Passed for 300 or more yards.....	321 by UAB (9/23/17)
Passed for 400 or more yards.....	400 by WKU (10/15/15)
Passed for 500 or more yards.....	563 by Houston (9/10/11)

Total Offense

Had more than 400 total yards.....	435 by Iowa (9/16/17)
Had more than 450 total yards.....	493 by SMU (9/9/17)
Had more than 500 total yards.....	533 by Army (12/27/16)

Individual Rushing

Had a player rush for 100 or more yards.....	129 by Ahmad Bradshaw; 119 by Darnell Woolfolk, Army (12/27/16)
Had 2 players rush for 100 or more yards.....	129 by Ahmad Bradshaw; 119 by Darnell Woolfolk, Army (12/27/16)
Had a player rush for 150 or more yards.....	301 by Aaron Jones, UTEP (11/26/16)
Had a player rush for 200 or more yards.....	301 by Aaron Jones, UTEP (11/26/16)
Had a player rush for 300 or more yards.....	301 by Aaron Jones, UTEP (11/26/16)
Had a player rush for 2 or more TDs.....	2 by Ivory Kelly-Martin, Iowa (9/16/17)
Had a player rush for 3 or more TDs.....	4 by Aaron Jones, UTEP (11/26/16)
Had a player rush for 4 or more TDs.....	4 by Aaron Jones, UTEP (11/26/16)
Had a player rush for 5 or more TDs.....	6 by Kenneth Dixon, Louisiana Tech (11/7/15)

Individual Passing

Had a player pass for 300 or more yards.....	321 by A.J. Erdely, UAB (9/23/17)
Had a player pass for 400 or more yards.....	408 by Aaron Murray, Georgia (9/21/13)
Had a player pass for 3 or more TDs.....	4 by A.J. Erdely, UAB (9/23/17)
Had a player pass for 4 or more TDs.....	4 by A.J. Erdely, UAB (9/23/17)

Individual Receiving

Had a player receive 150 or more yards.....	150 by Andre Wilson, UAB (9/23/17)
Had a player receive 200 or more yards.....	263 by Trevor Insley, Nevada (10/30/99)
Had 2 players receive 100 or more yards.....	150 by Andre Wilson; 105 by Collin Lisa, UAB (9/23/17)
Had a player receive 3 or more TDs.....	4 by Courtland Sutton, SMU (9/9/17)
Had a player receive 4 or more TDs.....	4 by Courtland Sutton, SMU (9/9/17)

Scoring

Scored 30 or more points.....	43 by UAB (9/23/17)
Scored 40 or more points.....	43 by UAB (9/23/17)
Scored 50 or more points.....	54 by SMU (9/9/17)
Scored 60 or more points.....	66 by Portland St. (10/10/15)

Returned a kickoff for a TD.....	99 yards by Keion Davis, Marshall (10/8/16)
Returned a punt for a TD.....	88 yards by Frank Brown, Bethune-Cookman (9/10/16)
Returned an INT for a TD.....	30 yards by Diquan Richardson, Bethune-Cookman (9/10/16)
Returned a fumble for a TD.....	26 yards by Bryson Abraham, Louisiana Tech (11/7/15)
Returned a blocked punt for a TD.....	0 yards by Brandon Moss, UTEP (11/26/16)
Blocked a FG.....	Joshua Jackson, Iowa (9/16/17)
Returned a blocked FG for a TD.....	62 yards by Derrick Strozier, Tulane (10/5/13)
Recorded a safety.....	Team, SMU (9/9/17)

North Texas Overtime Record (2-2)

October 7, 2006

North Texas 25 FIU 22 7 OT's

December 27, 2016

Army 38 North Texas 31 OT

September 12, 2009

Ohio 31 North Texas 30 2 OT's

September 24, 2016

North Texas 42 Rice 35 2 OT's



Seth Littrell

Head Coach

Second Year ▶ Oklahoma '01

The University of North Texas named Seth Littrell as its 19th head football coach, University President Neal Smatresk announced on December 5, 2015.

Littrell, 39, led the Mean Green to the second-best turnaround in the Football Bowl Subdivision in 2016, his first season at the helm. North Texas improved its win total by four games, finishing 5-8 on the season with a

Zaxby's Heart of Dallas Bowl appearance. Littrell helped lead the Mean Green to a 9.6 points per game jump in scoring offense from its output in 2016, which ranked 11th-best in the nation, and the 2016 defense allowed 8.7 points per game fewer than it did in 2015, which was the 13th-best turnaround in the country.

One of the brightest offensive minds in college football, Littrell came to North Texas after serving as the assistant head coach for offense and tight ends at North Carolina. At the time of his hire, the Muskogee, Oklahoma, native was the youngest coach in Conference USA and fifth-youngest in the nation.

North Carolina scored over 30 points nine times in 2015, topped the 40-point mark seven times and scored over 50 points in four games, which is a school record. Through 12 games, UNC averaged 41.2 points a game, which was 11th in the nation.

Under the guidance of Littrell, quarterback Marquise Williams set a new school record for career touchdowns (90) and total offense at North Carolina.

In 2015 with Littrell, the UNC offense averaged 7.46 yards per play, which was second in the nation, and ran the ball for 6.0 yards a carry, which ranked third in the country. UNC was one of just 11 schools in the nation averaging more than 200 yards rushing (229.7) and 250 yards passing (266.0). UNC rushed for over 200 yards eight times and had over 500 yards of total offense in four games in 2015, including 704 yards in a 66-31 win over Duke.

In his first season in Chapel Hill in 2014, Littrell helped Carolina establish several school records, including most passing yards, most passing touchdowns and most first downs. Williams was a second-team all-conference pick after leading the Tar Heels to a bowl game in his first year as the starter, and set several individual school records, including most rushing yards and rushing touchdowns by a quarterback. Carolina gained more than 5,000 yards in Littrell's first season as the play-caller and averaged 429.8 yards per contest.

Littrell came to Chapel Hill from Indiana where he guided one of the most prolific offenses in the country. Indiana finished ninth in the nation in total offense in 2013, averaging 508.5 yards per game. The Hoosiers were 17th in passing offense (306.7 avg.) and 30th in rushing offense (201.8). Indiana was one of only three teams to average more than 300 yards passing and 200 yards rushing

Under Littrell's guidance in 2013, Indiana set single-season records with 6,102 total yards, (508.5 ypg), 461 points, (38.4 ppg), 36 passing touchdowns, 62 total touchdowns and 300 first downs. Tight end Ted Bolser thrived in his system, setting IU career records for receptions, receiving yards and touchdowns by a tight end. Bolser and wide receiver Cody Latimer were selected in the 2014 NFL Draft. Latimer was taken in the second round (56th overall) by the Denver Broncos, while Bolser went in the seventh round to Washington.

In Littrell's first season as Indiana's offensive coordinator in 2012, the Hoosiers led the Big Ten and ranked 17th nationally in passing offense (311.2). They finished second in the conference in total offense (442.0) and fourth in scoring offense (30.8).

Prior to his stint at Indiana, Littrell coached three seasons at Arizona, where his 2011 offense ranked third nationally in passing offense (370.8) and 15th in total offense (465.2).

Three of his Arizona players were selected in the NFL draft: tight end Rob Gronkowski (New England - 2010 second round), quarterback Nick Foles (Philadelphia - 2012 third round) and wide receiver Juron Criner (Oakland - 2012 fifth round).

Prior to Arizona, Littrell served four years as running backs coach at Texas Tech (2005-08) under Mike Leach. The 2008 Red Raiders rushed for 119 yards per game, the highest total in the Leach era. Running back Shannon Woods earned All-Big 12 Conference honors in 2006 after averaging 6.1 yards per carry and snagging 75 receptions, totaling a top 15 national figure of 139 all-purpose yards per game.

Littrell began his coaching career as a graduate assistant at Kansas from 2002-04. The Jayhawks played in the 2003 Tangerine Bowl.

Littrell has coached in eight bowl games, played in two and was team captain on Oklahoma's 2000 national championship team. He was a four-year letterwinner at Oklahoma where he rushed for 231 yards and seven touchdowns in 1999 and finished his career with 11 rushing scores.

The Muskogee, Oklahoma, native graduated from Oklahoma with a degree in communications in 2001.

Littrell and his wife, Becca, have a son, Tripp, and a daughter, Elle.

Littrell Quick Facts

Age: 39

Alma Mater: Oklahoma ('01)

Record at UNT: 7-10 (second year)

Overall Record: 7-10 (second year)

Previous Job: Assistant Head Coach, Offense/Tight Ends at North Carolina

Playing Experience: Fullback at Oklahoma (1998-01)

Family: Married to Becca. Has two children: Tripp, Elle.

Littrell Coaching Experience

Year	School	Position
2016-pres.	North Texas	Head Coach
2014-15	North Carolina	Ast. HC/Off./TE
2012-13	Indiana	O. Coord./TE/FB
2011	Arizona	O. Coord./TE/H-Backs
2010	Arizona	Co-O. Coord./RB/TE
2009	Arizona	RB/TE
2005-08	Texas Tech	RB
2002-04	Kansas	Graduate Assistant

Littrell Coaching Highlights

↳ Led the Mean Green to the second-best turnaround in the Football Bowl Subdivision in 2016, his first season at the helm.

↳ In his 12 games in charge of the North Carolina offense in 2015, the team averaged 41.2 points per game and set a school record for most games over 50-points (4).

↳ The UNC offense averaged 7.46 yards per play in 2015 under Littrell's guidance, which was second in the nation, and ran the ball for 6.0 yards a carry, which ranked third in the country.

↳ Carolina gained more than 5,000 yards in Littrell's first season as the play-caller and averaged 429.8 yards per contest in 2014, his first in Chapel Hill.

↳ Indiana was one of only three teams in the nation to average more than 300 yards passing and 200 yards rushing in 2013.

↳ Littrell's 2011 offense at Arizona ranked third nationally in passing offense (370.8) and 15th in total offense (465.2).

2017 Numerical Roster

No.	Name	Pos.	Ht.	Wt.	Cl.	Hometown (Previous School)
1	Turner Smiley	WR	6-0	193	SR	Frisco, TX (Wakeland HS)
2	Eric Jenkins	DB	5-10	170	SR	New Orleans, LA (LA Valley College)
2	O'Keeron Rutherford	WR	6-5	185	RS JR	Carthage, TX (Carthage HS)
3	Jeffery Wilson	RB	6-0	194	SR	Elkhart, TX (Elkhart HS)
4	Khairi Muhammad	S	5-11	182	SO	Dallas, TX (DeSoto HS)
4	Anthony Wyche	RB	5-11	183	JR	Philadelphia, PA (LA Valley College)
5	Tyreke Davis	DB	5-10	190	FR	Denton, TX (Ryan HS)
5	Tre Siggers	RB	5-8	193	FR	Duncanville, TX (Duncanville HS)
6	Mason Fine	QB	5-11	180	SO	Locust Grove, OK (Locust Grove HS)
6	Kishawn McClain	S	5-11	187	SR	Rosenberg, TX (Terry HS)
7	Dee Baulkman	DB	5-11	191	SR	Bainbridge, GA (Arizona Western)
8	Rico Bussey, Jr.	WR	6-2	191	SO	Lawton, OK (Eisenhower HS)
9	Nate Brooks	DB	6-0	176	JR	Whitehouse, TX (Whitehouse HS)
9	Jalen Guyton	WR	6-1	194	RS SO	Allen, TX (Trinity Valley CC)
10	Calvin Minor	LB	6-3	210	SR	Lewisville, TX (Lewisville HS)
10	Cade Pearson	QB	6-3	196	FR	Texarkana, TX (Texas HS)
11	Cam Johnson	DB	5-11	177	FR	Houston, TX (John H. Reagan Heights HS)
13	Myles Campbell	DB	6-0	165	JR	Pflugerville, TX (Drake)
13	Quinetin Jackson	WR	6-3	208	RS JR	Granite City, IL (College of DuPage)
14	Cedric Fernandes	DB	5-10	178	RS JR	Arlington, TX (Martin HS)
14	Greg White	WR	6-3	184	FR	Riverdale, GA (Riverdale HS)
15	Caleb Chumley	TE	6-5	244	RS SO	Longview, TX (Pine Tree HS)
15	Ulaiasi Tauaalo	DT	6-2	290	RS JR	Keller, TX (Central HS)
16	Kemon Hall	DB	5-11	185	JR	Calhoun City, MS (Itawamba CC)
16	Montana Meador	WR	5-11	170	FR	Lindale, TX (Lindale HS)
17	Joe Ozougwu	LB	6-3	220	RS FR	Alief, TX (Taylor HS)
18	Connor Howard	WR	5-11	193	FR	Austin, TX (Westlake HS)
18	Devin O'Hara	QB	6-5	205	RS SR	Arlington Heights, IL (College of Dupage)
18	Joshua Wheeler	LB/DE	6-3	229	SR	Grand Prairie, TX (Tyler JC)
19	Quinn Shanbour	QB	6-0	192	RS JR	Oklahoma City, OK (Heritage Hall HS)
19	Nnamdi Umeakuana	DB	6-1	195	RS JR	Irving, TX (Austin College)
20	Josh Adebayo	RB	6-0	204	RS FR	Lewisville, TX (Howard)
20	William LeMasters	LB	6-2	213	RS SO	Dallas, TX (Parish Episcopal HS)
21	Nic Smith	RB	5-10	182	RS FR	Arlington, TX (Martin HS)
22	E.J. Ejiya	LB	6-3	223	RS JR	Blaine, MN (North Dakota State College of Sciences)
22	Prince Ugwu	RB	5-9	190	FR	Austin, TX (Westwood HS)
23	Loren Easley	RB	5-11	205	JR	Houston, TX (Stephen F. Austin)
23	Connor Means	LB	6-4	224	RS JR	Deer Park, TX (Deer Park HS)
24	Kerry Hall	WR	5-6	164	RS FR	Allen, TX (Northwest Oklahoma State)
24	Taylor Robinson	DB	5-11	181	RS SO	Keller, TX (Central HS)
25	Jordan Roberts	DB	6-1	170	FR	Ardmore, OK (Ardmore HS)
25	Andrew Tucker	RB	6-0	202	RS SR	Tyler, TX (Chapel Hill HS)
26	Evan Johnson	RB	5-6	180	FR	Loranger, LA (Loranger HS)
26	Chris Thornton	LB	6-1	215	FR	Amarillo, TX (Palo Duro HS)
27	Greg Craddock	WR	6-6	185	RS FR	Converse, TX (Abilene Christian)
27	Ashton Preston	DB	5-10	187	JR	Edmond, OK (Santa Fe HS)
29	Cason Clay	DB	6-1	185	FR	Hobbs, NM (Hobbs HS)
29	Nate Durham	DS	6-2	223	FR	Rockton, IL (Hononegah HS)
30	Trevor Moore	K	5-11	191	SR	Edmond, OK (Edmond North HS)
30	Dennis Smith	WR	5-9	166	RS SO	San Antonio, TX (Sterling College)
31	Makyle Sanders	S	6-0	194	FR	Tyler, TX (Robert E. Lee HS)
32	Chaz Davis	CB	5-10	168	RS FR	Nash, TX (Midwestern State)
32	Michael Lawrence	WR	5-10	170	SO	Sweetwater, TX (Sweetwater HS)
34	Andre Alger	RB	5-9	215	RS SO	Leander, TX (Rouse HS)
34	Bryce English	DT	5-11	295	RS SO	DeSoto, TX (Kansas State)
35	Kody Fulp	LB	6-2	227	FR	China Spring, TX (China Spring HS)
36	Hayden Doggett	LB	6-2	212	SO	Hutto, TX (Hutto HS)
36	Alvin Kenworthy	P	6-3	188	RS SO	Rowlett, TX (Kilgore College)

2017 Numerical Roster

No.	Name	Pos.	Ht.	Wt.	Cl.	Hometown (Previous School)
37	Brandon Garner	LB	5-11	221	RS JR	Mansfield, TX (Timberview HS)
38	Andrew Jones	DB	6-1	173	RS JR	Mesquite, TX (North Mesquite HS)
39	Jameel Moore	DB	5-10	173	SO	Cedar Hill, TX (Cedar Hill HS)
40	Trever Merrell	RB	5-10	207	SO	Davis, OK (Davis HS)
41	Colton McDonald	LB	6-4	210	SR	Haslet, TX (West Texas A&M)
41	Rodney Neely	FB	5-11	207	RS JR	Messmer, WI (UW-Stevens Point)
42	Corey Mann	LB	6-0	198	RS FR	Decatur, TX (Temple HS)
43	Kway Hill	DB	5-11	178	SO	Columbus, GA (LA Valley College)
44	Cannon Maki	FB	5-11	236	RS JR	Mansfield, TX (All Saints Episcopal HS)
44	Sid Moore	DL	6-1	253	RS SR	Van, TX (Van HS)
45	Hurshie Williams	CB	5-11	180	FR	Harker Heights, TX (Harker Heights HS)
46	Christian Hosley	RB	5-9	185	RS SO	San Antonio, TX (Howard Payne University)
46	Patrick Udofia	DB	5-9	186	RS SO	Tyler, TX (Robert E. Lee HS)
47	Mylam Peters	LB	6-5	241	RS SR	Kissimmee, FL (Arizona Western College)
49	Zach Williams	K	5-8	183	FR	Louisville, KY (Trinity HS)
49	Roderick Young	DL	6-1	284	JR	Spring, TX (Dekaney HS)
50	LaDarius Hamilton	DE	6-3	253	SO	Corrigan, TX (Corrigan-Camden HS)
51	Jake Davis	DS	6-0	210	RS JR	Katy, TX (Seven Lakes HS)
52	Jevin Pahinui	OL	6-4	300	JR	Mountlake Terrace, WA (College of the Siskiyous)
53	T.J. Henson	OL	6-4	298	SR	Plano, TX (Trinity Valley CC)
54	Creighton Barr	OL	6-3	301	JR	Flower Mound, TX (Marcus HS)
56	Jacob Brammer	OL	6-4	258	FR	Richmond, TX (Foster HS)
58	Ryan Bishop	LB	5-11	191	FR	Allen, TX (Allen HS)
59	Hayden Harrison	LB	6-2	210	RS FR	Wolfforth, TX (Frenship HS)
60	Sosaia Mose	OL	6-2	276	RS SO	Eules, TX (Tyler JC)
61	Dakoda Newman	OL	6-3	327	FR	Benbrook, TX (Mansfield Timberview HS)
62	Stephon Primous	LB	6-1	201	RS SO	Harker Heights, TX (Harker Heights HS)
63	Ted Fausak	OL	6-4	263	RS JR	San Jose, CA (De Anza College)
64	Brian Parish	OL	6-4	280	FR	Arlington, TX (Seguin HS)
65	Chad Hickson	OL	6-4	268	SO	Denton, TX (Oklahoma Panhandle State)
66	Brendon Weatherspoon	OL	6-4	288	FR	Hurst, TX (L.D. Bell HS)
67	Chris Miles, Jr.	OL	6-4	311	RS JR	Flower Mound, TX (Flower Mound HS)
68	Chett Munden	OL	6-5	268	RS SO	Marshall, TX (Marshall HS)
69	Doro Omerhi	OL	6-4	306	RS FR	Pearland, TX (Pearland HS)
71	Jordan Murray	OL	6-9	333	JR	Coppell, TX (Coppell HS)
72	Manase Mose	OL	6-1	289	FR	Eules, TX (Trinity HS)
73	Garrett Gunter	OL	6-4	283	RS SR	Spring Branch, TX (Trinity Valley CC)
74	Chandler Anthony	OL	6-7	270	RS FR	Tuttle, OK (Tuttle HS)
77	Elex Woodworth	OL	6-4	270	RS SO	Mesquite, TX (Horn HS)
78	Jalen Thomas	OL	6-5	278	SR	Detroit, MI (ASA Brooklyn)
79	Riley Mayfield	OL	6-7	290	RS SR	Cedar Park, TX (Abilene Christian)
80	Jamie King	TE	6-3	221	JR	Azle, TX (College of the Desert)
81	Daniel Khan	WR	5-11	179	RS JR	Sherman Oaks, CA (Notre Dame HS)
82	Deion Hair-Griffin	WR	5-10	166	RS FR	Fort Worth, TX (Arlington Heights HS)
83	Keegan Brewer	WR	5-11	177	SO	Corinth, TX (Lake Dallas HS)
84	Jaelon Darden	WR	5-9	157	FR	Houston, TX (Eisenhower HS)
85	Justin Cain	WR	6-0	175	FR	Dallas, TX (Woodrow Wilson HS)
86	Kevin Dillman	DE	6-4	254	RS SO	Ystad, Sweden (Guyer HS)
87	Kelvin Smith	TE	6-2	243	RS SO	Spring, TX (Dekaney HS)
88	Jason Pirtle	WR	6-2	193	RS FR	Locust Grove, OK (Locust Grove HS)
89	Kam Duhon	WR	5-11	170	RS FR	Southlake, TX (Southlake Carroll HS)
90	Tillman Johnson	DE	6-1	251	SR	Round Rock, TX (McNeil HS)
91	R.J. Reynolds	DL	6-3	240	FR	Bedford, TX (Faith Christian)
91	Kei Straubmueller	DS	5-11	181	RS JR	Argyle, TX (Louisiana-Lafayette)
93	Julius Combes	DL	6-1	269	RS SO	Washington, D.C. (DeMatha HS)
93	Blake Patterson	P	6-2	185	RS FR	Round Rock, TX (Cedar Ridge HS)
96	Tony Krasniqi	DL	6-1	249	FR	Sachse, TX (Sachse HS)
97	Dion Novil	DL	6-4	253	FR	Abilene, TX (Wylie HS)
99	Andy Flusche	DE	6-3	255	RS SR	Muenster, TX (Muenster HS)

Depth Chart

Offense

<p>X</p> <p>8 Rico Bussey, Jr. 6-2 - 191 - SO -OR- 1 Turner Smiley 6-0 - 193 - SR 13 Quinetin Jackson 6-3 - 208 - RS JR</p>	<p>A</p> <p>32 Michael Lawrence 5-10 - 180 - SO -OR- 84 Jaelon Darden 5-9 - 157 - FR</p>	<p>LT</p> <p>71 Jordan Murray 6-9 - 333 - JR 78 Jalen Thomas 6-5 - 278 - SR</p>	<p>LG</p> <p>77 Elex Woodworth 6-4 - 270 - RS SO 73 Garrett Gunter 6-4 - 283 - RS SR</p>	<p>C</p> <p>54 Creighton Barr 6-3 - 301 - JR 60 Sosaia Mose 6-2 - 276 - RS SO</p>	<p>RG</p> <p>53 T.J. Henson 6-4 - 298 - SR 72 Manase Mose 6-1 - 289 - FR</p>	<p>RT</p> <p>79 Riley Mayfield 6-7 - 290 - RS SR 74 Chandler Anthony 6-7 - 270 - RS FR</p>	<p>Y</p> <p>87 Kelvin Smith 6-2 - 252 - RS SO 15 Caleb Chumley 6-5 - 244 - RS SO -OR- 88 Jason Pirtle 6-2 - 193 - RS FR</p>	<p>Z</p> <p>9 Jalen Guyton 6-1 - 194 - RS SO 1 Turner Smiley 6-0 - 193 - SR</p>	
				<p>QB</p> <p>6 Mason Fine 5-11 - 180 - SO 19 Quinn Shanbour 6-0 - 192 - RS JR</p>					<p>RB</p> <p>3 Jeffery Wilson 6-0 - 194 - SR 21 Nic Smith 5-10 - 182 - RS FR 25 Andrew Tucker 6-0 - 203 - RS SR</p>

Defense

<p>CB</p> <p>9 Nate Brooks 6-0 - 176 - JR 11 Cam Johnson 5-11 - 177 - FR</p>	<p>NICK</p> <p>27 Ashton Preston 5-10 - 187 - JR 5 Tyreke Davis 5-10 - 190 - FR -OR- 7 Dee Baukman 5-11 - 191 - SR</p>	<p>DE</p> <p>99 Andy Flusche 6-3 - 259 - RS SR 44 Sid Moore 6-1 - 253 - RS SR</p>	<p>NT</p> <p>49 Roderick Young 6-1 - 287 - JR 15 Ulaiasi Tauaalo 6-2 - 287 - RS JR</p>	<p>DE</p> <p>50 LaDarius Hamilton 6-3 - 240 - SO 90 Tillman Johnson 6-1 - 248 - SR</p>	<p>CB</p> <p>16 Kemon Hall 5-11 - 185 - JR 2 Eric Jenkins 5-10 - 170 - SR</p>		
			<p>WLB</p> <p>22 E.J. Ejiya 6-3 - 223 - RS JR 41 Colton McDonald 6-4 - 210 - SR</p>	<p>MLB</p> <p>37 Brandon Garner 5-11 - 221 - RS JR 42 Corey Mann 6-0 - 198 - RS FR</p>	<p>JACK</p> <p>18 Joshua Wheeler 6-3 - 229 - SR 17 Joe Ozougwu 6-3 - 217 - RS FR</p>		
			<p>S</p> <p>6 Kishawn McClain 5-11 - 187 - SR 24 Taylor Robinson 5-11 - 181 - RS SO</p>				<p>S</p> <p>4 Khairi Muhammad 5-11 - 182 - SO 31 Makyle Sanders 6-0 - 194 - FR</p>

ST

<p>PK</p> <p>30 Trevor Moore 5-11 - 187 - SR 93 Blake Patterson 6-2 - 185 - RS FR</p>	<p>KO</p> <p>30 Trevor Moore 5-11 - 187 - SR 93 Blake Patterson 6-2 - 185 - RS FR</p>	<p>P</p> <p>36 Alvin Kenworthy 6-3 - 188 - RS SO 93 Blake Patterson 6-2 - 185 - RS FR</p>	<p>DS</p> <p>51 Jake Davis 6-0 - 210 - RS JR 91 Kel Straubmueller 5-11 - 181 - RS JR</p>	<p>KR</p> <p>84 Jaelon Darden 5-9 - 157 - FR -OR- 26 Evan Johnson 5-6 - 180 - FR -OR- 18 Connor Howard 5-11 - 193 - FR -OR- 6 Kishawn McClain 5-11 - 187 - SR</p>	<p>PR</p> <p>84 Jaelon Darden 5-9 - 157 - FR -OR- 1 Turner Smiley 6-0 - 193 - SR -OR- 2 Eric Jenkins 5-10 - 170 - SR</p>	<p>HLD</p> <p>19 Quinn Shanbour 6-0 - 192 - RS JR 6 Mason Fine 5-11 - 180 - SO</p>
--	--	--	---	--	---	---

BROADCAST BIOS - OFFENSE



1

TURNER SMILEY

SR • WR • 6-0 • 193

Frisco, TX

Wakeland HS

CAREER GAME HIGHS

Rec.: 8 (vs. Army, 2016)
 Rec. Yds: 162 (vs. Southern Miss, 2016)
 Rec. TDs: 2 (vs. Southern Miss, 2016)
 Long Rec.: 55 (vs. Southern Miss, 2016)
 All Purpose Yds: 161 (vs. Southern Miss, 2016)

2017 SEASON GAME HIGHS

Rec.: 4 (2x, last at Iowa)
 Rec. Yds: 84 (at SMU)
 Rec. TDs: 1 (vs. UAB)
 Long Rec.: 45 (at SMU)
 All Purpose Yds: 87 (at SMU)

• Has nine catches for 180 yards and a touchdown in 2017



2

O'KEERON RUTHERFORD

RS JR • WR • 6-5 • 185

Carthage, TX

Carthage HS

CAREER GAME HIGHS

Rec.: 2 (2x; last vs. Army, 2016)
 Rec. Yds: 32 (at Rice, 2016)
 Rec. TDs: 0
 Long Rec.: 32 (at Rice, 2016)
 All Purpose Yds: 32 (at Rice, 2016)

2017 SEASON GAME HIGHS

Rec.: 0
 Rec. Yds: 0
 Rec. TDs: 0
 Long Rec.: 0
 All Purpose Yds: 0

• Had his career-long reception at Rice in 2016 (32 yards)



3

JEFFERY WILSON

SR • RB • 6-0 • 194

Elkhart, TX

Elkhart HS

CAREER GAME HIGHS

Rushes: 26 (2x, last vs. UAB, 2017)
 Rush. Yds: 211 (vs. UAB, 2017)
 Rush. TDs: 3 (3x, last vs. Lamar, 2017)
 Long Rush.: 75 (at Rice, 2016)
 100 Yd Games: 9

2017 SEASON GAME HIGHS

Rushes: 26 (vs. UAB)
 Rush. Yds: 211 (vs. UAB)
 Rush. TDs: 3 (vs. Lamar)
 Long Rush.: 62 (vs. Lamar)
 100 Yd Games: 2 (last vs. UAB)

• Has 63 carries for 518 yards (8.2 yards per carry) with 6 TDs



6

MASON FINE

SO • QB • 5-11 • 180

Locust Grove, OK

Locust Grove HS


CAREER GAME HIGHS

Comp.: 33 (vs. MTSU, 2016)
 Att.: 54 (vs. MTSU, 2016)
 Pass. Yds: 424 (at SMU, 2017)
 Long Pass: 75 (at Rice, 2016)
 Pass TDs: 3 (3x, last vs. UAB, 2017)

2017 SEASON GAME HIGHS

Comp.: 32 (at SMU)
 Att.: 47 (at SMU)
 Pass. Yds: 424 (at SMU)
 Long Pass: 72 (at SMU)
 Pass TDs: 3 (3x, last vs. UAB)

• Has completed 63.4 percent of his passes for 1,076 yds and 9 TDs



8

RICO BUSSEY, JR.

bus-see

SO • WR • 6-2 • 191

Lawton, OK

Eisenhower HS

CAREER GAME HIGHS

Rec.: 3 (3x, last vs. UAB, 2017)
 Rec. Yds: 57 (vs. Army, 2016)
 Rec. TDs: 1 (vs. Army, 2016)
 Long Rec.: 30 (vs. MTSU, 2016)
 All Purpose Yds: 57 (vs. Army, 2016)

2017 SEASON GAME HIGHS

Rec.: 3 (2x, last vs. UAB)
 Rec. Yds: 33 (vs. UAB)
 Rec. TDs: 0
 Long Rec.: 22 (vs. UAB)
 All Purpose Yds: 33 (vs. UAB)

• Has seven catches for 66 yards in his three appearances in 2017



9

JALEN GUYTON

RS SO • WR • 6-1 • 194

Allen, TX

Allen HS

CAREER GAME HIGHS

Rec.: 4 (vs. Lamar, 2017)
 Rec. Yds: 109 (at SMU, 2017)
 Rec. TDs: 2 (at SMU, 2017)
 Long Rec.: 72 (at SMU, 2017)
 All Purpose Yds: 109 (at SMU, 2017)

2017 SEASON GAME HIGHS

Rec.: 4 (vs. Lamar)
 Rec. Yds: 109 (at SMU)
 Rec. TDs: 2 (at SMU)
 Long Rec.: 72 (at SMU)
 All Purpose Yds: 109 (at SMU)

• Has 10 catches for 233 yards and a team-high 4 TDs



13

QUINETIN JACKSON

RS JR • WR • 6-3 • 208

Granite City, IL

College of DuPage

CAREER GAME HIGHS


Rec.: 1 (2x, last at Iowa, 2017)
 Rec. Yds: 31 (vs. Lamar, 2017)
 Rec. TDs: 1 (vs. Lamar, 2017)
 Long Rec.: 31 (vs. Lamar, 2017)
 All Purpose Yds: 31 (vs. Lamar, 2017)

2017 SEASON GAME HIGHS


Rec.: 1 (2x, last at Iowa)
 Rec. Yds: 31 (vs. Lamar)
 Rec. TDs: 1 (vs. Lamar)
 Long Rec.: 31 (vs. Lamar)
 All Purpose Yds: 31 (vs. Lamar)

• Made first career catch, a 31-yd TD grab, vs. Lamar on 9/2


BROADCAST BIOS - OFFENSE

	CALEB CHUMLEY	CAREER GAME HIGHS	2017 SEASON GAME HIGHS
	<p>15 RS SO • TE • 6-5 • 244 Longview, TX Longview HS</p>	<p>Rec.: 1 (3x, last vs. UAB, 2017) Rec. Yds: 9 (at SMU, 2017) Rec. TDs: 0 Long Rec.: 9 (at SMU, 2017) All Purpose Yds: 9 (2x, last vs. UAB, 2017)</p>	<p>Rec.: 1 (3x, last vs. UAB) Rec. Yds: 9 (at SMU) Rec. TDs: 0 Long Rec.: 9 (at SMU) All Purpose Yds: 9 (at SMU)</p>


• Caught first career pass vs. Lamar on 9/2

	QUINN SHANBOUR	CAREER GAME HIGHS	2017 SEASON GAME HIGHS
	<p>19 RS JR • QB • 6-0 • 192 Oklahoma City, OK Heritage Hall HS</p>	<p>Comp.: 2 (2x, last at Iowa, 2017) Att.: 3 (vs. Lamar, 2017) Pass. Yds: 26 (at Iowa, 2017) Long Pass: 13 (2x, last at Iowa, 2017) Pass TDs: 1 (at Iowa, 2017)</p>	<p>Comp.: 2 (2x, last at Iowa) Att.: 3 (vs. Lamar) Pass. Yds: 26 (at Iowa) Long Pass: 13 (2x, last at Iowa) Pass TDs: 1 (at Iowa)</p>


• Was 2-for-2 for 26 yards with his first career TD pass at Iowa on 9/16

	NIC SMITH	CAREER GAME HIGHS	2017 SEASON GAME HIGHS
	<p>21 RS FR • RB • 5-10 • 182 Arlington, TX Martin HS</p>	<p>Rushes: 18 (vs. Lamar, 2017) Rush. Yds: 101 (vs. Lamar, 2017) Rush. TDs: 1 (2x, last vs. UAB, 2017) Long Rush.: 32 (vs. Lamar, 2017) 100 Yd Games: 1 (vs. Lamar, 2017)</p>	<p>Rushes: 18 (vs. Lamar) Rush. Yds: 101 (vs. Lamar) Rush. TDs: 1 (2x, last vs. UAB) Long Rush.: 32 (vs. Lamar) 100 Yd Games: 1 (vs. Lamar)</p>


• Has 32 carries for 179 yards and two TDs (5.6 yards per carry) in 2017

	ANDREW TUCKER	CAREER GAME HIGHS	2017 SEASON GAME HIGHS
	<p>25 RS SR • RB • 6-0 • 202 Tyler, TX Chapel Hill HS</p>	<p>Rushes: 10 (at SMU, 2015) Rush. Yds: 82 (at WKU, 2016) Rush. TDs: 1 (3x, last vs. Lamar, 2017) Long Rush.: 71 (at WKU, 2016) 100 Yd Games: 0</p>	<p>Rushes: 4 (vs. Lamar) Rush. Yds: 29 (vs. Lamar) Rush. TDs: 1 (vs. Lamar) Long Rush.: 12 (vs. Lamar) 100 Yd Games: 0</p>


• Scored first touchdown of 2017 in the season-opener vs. Lamar on 9/2

	EVAN JOHNSON	CAREER GAME HIGHS	2017 SEASON GAME HIGHS
	<p>26 FR • RB • 5-6 • 180 Loranger, LA Loranger HS</p>	<p>Rushes: 13 (vs. Lamar, 2017) Rush. Yds: 98 (vs. Lamar, 2017) Rush. TDs: 0 Long Rush.: 16 (vs. Lamar, 2017) 100 Yd Games: 0</p>	<p>Rushes: 13 (vs. Lamar) Rush. Yds: 98 (vs. Lamar) Rush. TDs: 0 Long Rush.: 16 (vs. Lamar) 100 Yd Games: 0</p>

• Posted 98 yards on 13 carries in his collegiate debut on 9/2 vs. Lamar

	MICHAEL LAWRENCE	CAREER GAME HIGHS	2017 SEASON GAME HIGHS
	<p>32 SO • WR • 5-10 • 180 Sweetwater, TX Sweetwater HS</p>	<p>Rec.: 8 (at SMU, 2017) Rec. Yds: 90 (at SMU, 2017) Rec. TDs: 1 (2x, last vs. UAB, 2017) Long Rec.: 44 (vs. Lamar, 2017) All Purpose Yds: 90 (at SMU, 2017)</p>	<p>Rec.: 8 (at SMU) Rec. Yds: 90 (at SMU) Rec. TDs: 1 (2x, last vs. UAB) Long Rec.: 44 (vs. Lamar) All Purpose Yds: 90 (at SMU)</p>

• Has a team-high 16 catches for 243 yards and two TDs

	JAELOD DARDEN jay-lin	CAREER GAME HIGHS	2017 SEASON GAME HIGHS
	<p>84 FR • WR • 5-9 • 157 Houston, TX Eisenhower HS</p>	<p>Rec.: 5 (at SMU, 2017) Rec. Yds: 67 (at SMU, 2017) Rec. TDs: 1 (at SMU, 2017) Long Rec.: 28 (at SMU, 2017) All Purpose Yds: 154 (vs. Lamar, 2017)</p>	<p>Rec.: 5 (at SMU) Rec. Yds: 67 (at SMU) Rec. TDs: 1 (at SMU) Long Rec.: 28 (at SMU) All Purpose Yds: 154 (at SMU)</p>

• Had 154 all-purpose yards, including his first career TD (rec.) at SMU on 9/9

BROADCAST BIOS - OFFENSE/SPECIALISTS



KELVIN SMITH
87 RS SO • TE • 6-2 • 243
 Spring, TX
 Dekaney HS


CAREER GAME HIGHS

Rec.: 4 (vs. UAB, 2017)
 Rec. Yds: 82 (vs. UAB, 2017)
 Rec. TDs: 1 (2x, last vs. MTSU, 2016)
 Long Rec.: 25 (2x, last vs. UAB, 2017)
 All Purpose Yds: 82 (vs. UAB, 2017)

2017 SEASON GAME HIGHS

Rec.: 4 (vs. UAB)
 Rec. Yds: 82 (vs. UAB)
 Rec. TDs: 0
 Long Rec.: 25 (vs. UAB)
 All Purpose Yds: 82 (vs. UAB)

- Has 10 catches for 127 yards through his first four games



JASON PIRTLE
88 RS FR • WR • 6-2 • 193
 Locust Grove, OK
 Locust Grove HS

CAREER GAME HIGHS

Rec.: 1 (at SMU, 2017)
 Rec. Yds: 19 (at SMU, 2017)
 Rec. TDs: 0
 Long Rec.: 19 (at SMU, 2017)
 All Purpose Yds: 19 (at SMU, 2017)

2017 SEASON GAME HIGHS

Rec.: 1 (at SMU)
 Rec. Yds: 19 (at SMU)
 Rec. TDs: 0
 Long Rec.: 19 (at SMU)
 All Purpose Yds: 19 (at SMU)

- Caught first career pass at SMU on 9/9 from former HS teammate, QB Mason Fine



KAM DUHON
89 RS FR • WR • 5-11 • 170
 Southlake, TX
 Southlake Carroll HS

CAREER GAME HIGHS

Rec.: 0
 Rec. Yds: 0
 Rec. TDs: 0
 Long Rec.: 0
 All Purpose Yds: 0

2017 SEASON GAME HIGHS

Rec.: 0
 Rec. Yds: 0
 Rec. TDs: 0
 Long Rec.: 0
 All Purpose Yds: 0

- Has appeared in three games this season, primarily on ST



TREVOR MOORE
30 SR • K • 5-11 • 187
 Edmond, OK
 Edmond North HS

CAREER GAME HIGHS

FG's Made: 5 (vs. SMU, 2014)
 FG's Att.: 5 (vs. SMU, 2014)
 Long FG: 51 (vs. La Tech, 2016)
 Touchbacks: 5 (2x, last vs. UAB, 2017)

2017 SEASON GAME HIGHS

FG's Made: 4 (vs. UAB)
 FG's Att.: 4 (vs. UAB)
 Long FG: 46 (at SMU)
 Touchbacks: 5 (2x, last vs. UAB)

- Has made 116 consecutive extra points, which is a school record



ALVIN KENWORTHY
36 RS SO • P • 6-3 • 188
 Rowlett, TX
 Kilgore College


CAREER GAME HIGHS

Punts: 5 (at Iowa, 2017)
 Long Punt: 51 (vs. UAB, 2017)
 Inside 20: 2 (2x, last at Iowa, 2017)
 Touchbacks (KO): 0

2017 SEASON GAME HIGHS

Punts: 5 (at Iowa)
 Long Punt: 51 (vs. UAB)
 Inside 20: 2 (2x, last at Iowa)
 Touchbacks (KO): 0

- Is averaging 36.1 yards per punt on 14 attempts



BLAKE PATTERSON
93 RS FR • P • 6-2 • 185
 Round Rock, TX
 Cedar Ridge HS

CAREER GAME HIGHS


Punts: 0
 Long Punt: 0
 Inside 20: 0
 Touchbacks (KO): 1 (vs. Lamar, 2017)


2017 SEASON GAME HIGHS


Punts: 0
 Long Punt: 0
 Inside 20: 0
 Touchbacks (KO): 1 (vs. Lamar)


- Made his collegiate debut on 9/2 vs. Lamar


BROADCAST BIOS - DEFENSE

	2	<u>ERIC JENKINS</u>	CAREER GAME HIGHS	2017 SEASON GAME HIGHS
		SR • DB • 5-10 • 170 New Orleans, LA LA Valley College	Tackles: 4 (2x, last vs. Lamar, 2017) TFLS: 1.0 (at Army, 2016) INT: 2 (at Army, 2016) Sacks: 0.0 PBU: 2 (3x, last at UAB, 2017) • Has appeared in all four games	Tackles: 4 (vs. Lamar) TFLS: 0 INT: 0 Sacks: 0.0 PBU: 2 (vs. UAB)


	4	<u>KHAIRI MUHAMMAD</u>	CAREER GAME HIGHS	2017 SEASON GAME HIGHS
		Kye-ree SO • DB • 5-11 • 182 Dallas, TX DeSoto HS	Tackles: 13 (at Iowa, 2017) TFLS: 1.5 (at SMU, 2017) INT: 1 (vs. Southern Miss, 2016) Sacks: 1.0 (at SMU, 2017) PBU: 1 (at WKU, 2016) • Has team-high 34 total tackles on the season, with a half sack, a FF and FR	Tackles: 13 (at Iowa) TFLS: 1.5 (at SMU) INT: 0 Sacks: 1.0 (at SMU) PBU: 0

	6	<u>KISHAWN MCCLAIN</u>	CAREER GAME HIGHS	2017 SEASON GAME HIGHS
		KEY-shawn SR • S • 5-11 • 194 Rosenberg, TX Terry HS	Tackles: 16 (vs. Rice, 2015) TFLS: 1.5 (at UTSA, 2016) INT: 1 (6x, last vs. UAB, 2017) Sacks: 1.0 (vs. Marshall, 2016) PBU: 2 (vs. Portland State, 2015) • On the Thorpe Watch List and Was Named Preseason All-Conference USA after leading the team in tackles (91) for the second straight year	Tackles: 7 (vs. UAB) TFLS: 1.0 (vs. UAB) INT: 1 (vs. UAB) Sacks: 0.0 PBU: 1 (at SMU)

	7	<u>DEE BAULKMAN</u>	CAREER GAME HIGHS	2017 SEASON GAME HIGHS
		balk-min SR • DB • 5-11 • 191 Bainbridge, GA Arizona Western	Tackles: 7 (at Army, 2016) TFLS: 1.0 (4x, last at WKU, 2016) INT: 0 Sacks: 1.0 (at Army, 2016) PBU: 0 • Recorded 35 tackles (20 solo) in 12 appearances (five starts) with two sacks, a forced fumble and 5.5 TFL, missed first two games of 2017	Tackles: 0 TFLS: 0.0 INT: 0 Sacks: 0.0 PBU: 0


	9	<u>NATE BROOKS</u>	CAREER GAME HIGHS	2017 SEASON GAME HIGHS
		JR • DB • 6-0 • 176 Whitehouse, TX Whitehouse HS	Tackles: 11 (vs. UTSA, 2015) TFLS: 2.5 (vs. WKU, 2015) INT: 2 (vs. Southern Miss, 2016) Sacks: 1.0 (at Rice, 2016) PBU: 2 (2x, last at Florida, 2016) • Named a 2017 preseason All-Conference USA selection and has started the first four games at CB	Tackles: 6 (at Iowa) TFLS: 0.5 (vs. Lamar) INT: 0 Sacks: 0.0 (vs. Lamar) PBU: 1 (at SMU)


	11	<u>CAM JOHNSON</u>	CAREER GAME HIGHS	2017 SEASON GAME HIGHS
		FR • DB • 5-11 • 177 Houston, TX John H. Reagan Heights HS	Tackles: 2 (vs. UAB, 2017) TFLS: 0.0 INT: 0 Sacks: 0.0 PBU: 0 • Recorded first career tackle in his collegiate debut on 9/2 vs. Lamar	Tackles: 2 (vs. UAB) TFLS: 0.0 INT: - 0 Sacks: - 0.0 PBU: - 0

	15	<u>ULAIASI TAUAALO</u>	CAREER GAME HIGHS	2017 SEASON GAME HIGHS
		lie-AH-see tower-AH-low RS JR • DT • 6-2 • 287 Keller, TX Central HS	Tackles: 6 (at Army, 2016) TFLS: 1.0 (4x, last vs. Lamar, 2017) INT: 0 Sacks: 1.0 (2x, last vs. Lamar, 2017) QBH: 1 (vs. Lamar, 2017) • Nicknamed Toala Bear, recorded first sack of 2017 on 9/2 vs. Lamar	Tackles: 5 (at Iowa) TFLS: 1.0 (vs. Lamar) INT: 0 Sacks: 1.0 (vs. Lamar) QBH: 1 (vs. Lamar)

BROADCAST BIOS - DEFENSE

	16	<u>KEMON HALL</u> KEY-mon JR • DB • 5-11 • 185 Calhoun City, MS Itawamba CC	CAREER GAME HIGHS Tackles: 7 (at Iowa, 2017) TFLS: 0.0 INT: 1 (at SMU, 2017) Sacks: 0.0 PBU: 2 (at SMU, 2017)	2017 SEASON GAME HIGHS Tackles: 7 (at Iowa) TFLS: 0.0 INT: 1 (at SMU) Sacks: 0.0 PBU: 2 (at SMU)
		<ul style="list-style-type: none"> • Had a career-high seven tackles and a FF at Iowa on 9/16 		

	17	<u>JOE OZUGWU</u> OH-zuh-GOO RS FR • LB • 6-3 • 217 Alief, TX Taylor HS	CAREER GAME HIGHS Tackles: 2 (vs. Lamar, 2017) TFLS: 0.0 INT: 0 Sacks: 0.0 PBU: 0	2017 SEASON GAME HIGHS Tackles: 2 (vs. Lamar) TFLS: 0.0 INT: 0 Sacks: 0.0 PBU: 0
		<ul style="list-style-type: none"> • Made collegiate debut on 9/2 vs. Lamar and recorded two tackles 		

	18	<u>JOSHUA WHEELER</u> SR • LB/DE • 6-3 • 229 Grand Prairie, TX Tyler JC	CAREER GAME HIGHS Tackles: 8 (vs. Army, 2016) TFLS: 2.0 (2x, last vs. UAB, 2017) INT: 0 Sacks: 2.0 (vs. UAB, 2017) PBU: 1 (at Army, 2016)	2017 SEASON GAME HIGHS Tackles: 6 (vs. UAB) TFLS: 2.0 (vs. UAB) INT: 0 Sacks: 2.0 (vs. UAB) PBU: 0
		<ul style="list-style-type: none"> • Recorded first two sacks of 2017 vs. UAB on 9/23, nickname is Earl 		

	20	<u>WILLIAM LEMASTERS</u> RS SO • LB • 6-2 • 217 Dallas, TX Parish Episcopal	CAREER GAME HIGHS Tackles: 4 (vs. Lamar, 2017) TFLS: 0.0 INT: 1 (vs. Lamar, 2017) Sacks: 0.0 PBU: 2 (vs. Lamar, 2017)	2017 SEASON GAME HIGHS Tackles: 4 (vs. Lamar) TFLS: 0.0 INT: 1 (vs. Lamar) Sacks: 0.0 PBU: 2 (vs. Lamar)
		<ul style="list-style-type: none"> • Intercepted first pass of his career in the fourth quarter on 9/2 vs. Lamar 		

	22	<u>E.J. EJIYA</u> ay-JEE-ah RS JR • LB • 6-3 • 223 Blaine, MN North Dakota State College of Sciences	CAREER GAME HIGHS Tackles: 9 (2x, last vs. UAB, 2017) TFLS: 2.0 (at SMU, 2017) INT: 0 Sacks: 2.0 (at SMU, 2017) PBU: 0	2017 SEASON GAME HIGHS Tackles: 9 (vs. UAB) TFLS: 2.0 (at SMU) INT: 0 Sacks: 2.0 (at SMU) PBU: 0
		<ul style="list-style-type: none"> • Tied a career-high in tackles with nine vs. UAB on 9/23 		


	24	<u>TAYLOR ROBINSON</u> RS SO • S • 5-11 • 181 Keller, TX Central HS	CAREER GAME HIGHS Tackles: 7 (vs. La Tech, 2016) TFLS: 1.5 (at UTSA, 2016) INT: 0 Sacks: 0.0 PBU: 1 (vs. La Tech, 2016)	2017 SEASON GAME HIGHS Tackles: 4 (vs. Lamar) TFLS: 0.0 INT: 0 Sacks: 0.0 PBU: 0
		<ul style="list-style-type: none"> • Blocked a punt vs. UAB on 9/23 		

	27	<u>ASHTON PRESTON</u> JR • DB • 5-10 • 183 Edmond, OK Santa Fe HS	CAREER GAME HIGHS Tackles: 10 (at Rice, 2016) TFLS: 2.0 (at Rice, 2016) INT: 1 (vs. La Tech, 2016) Sacks: 1.0 (at Rice, 2016) PBU: 1 (3x, last vs. UAB, 2017)	2017 SEASON GAME HIGHS Tackles: 3 (2x, last at SMU) TFLS: 1.0 (vs. Lamar) INT: 0 Sacks: 0.0 PBU: 1 (2x, last vs. UAB)
		<ul style="list-style-type: none"> • Has posted 10 total tackles (1.0 TFL) in four appearances, three starts 		

BROADCAST BIOS - DEFENSE

	31	<u>MAKYLE SANDERS</u>	CAREER GAME HIGHS	2017 SEASON GAME HIGHS
		FR • S • 6-0 • 181 Tyler, TX Robert E. Lee HS	Tackles: 3 (at Iowa, 2017) TFLS: 0.0 INT: 0 Sacks 0.0 PBU: 0	Tackles: 3 (at Iowa) TFLS: 0.0 INT: 0 Sacks: 0.0 PBU: 0


• Posted three tackles at Iowa on 9/16

	37	<u>BRANDON GARNER</u>	CAREER GAME HIGHS	2017 SEASON GAME HIGHS
		RS JR • LB • 5-11 • 221 Mansfield, TX Timberview HS	Tackles: 11 (at Army, 2016) TFLS: 3.0 (vs. Marshall, 2016) INT: 0 Sacks: 2.0 (vs. Marshall, 2016) PBU: 2 (at SMU, 2017)	Tackles: 6 (at Iowa) TFLS: 2.0 (vs. UAB) INT: 0 Sacks: 1.0 (vs. UAB) PBU: 2 (at SMU)

• Posted first sack of the season on 9/23 vs. UAB

	41	<u>COLTON MCDONALD</u>	CAREER GAME HIGHS	2017 SEASON GAME HIGHS
		SR • LB • 6-4 • 210 Haslet, TX West Texas A&M	Tackles: 10 (at Iowa, 2017) TFLS: 1.0 (2x, last at Iowa, 2017) INT: 0 Sacks 0.0 PBU: 0	Tackles: 10 (at Iowa) TFLS: 1.0 (2x, last at Iowa) INT: 0 Sacks: 0.0 PBU: 0

• Posted career-high 10 tackles with a TFL at Iowa on 9/16

	44	<u>SID MOORE</u>	CAREER GAME HIGHS	2017 SEASON GAME HIGHS
		RS SR • DL • 6-1 • 253 Van, TX Van HS	Tackles: 6 (at SMU, 2017) TFLS: 2.0 (vs. LA Tech, 2014) INT: 0 Sacks: 1.0 (2x, last at SMU, 2017) QBH: 1 (at SMU, 2017)	Tackles: 6 (at SMU) TFLS: 0.5 (at SMU) INT: 0 Sacks: 1.0 (at SMU) QBH: 1 (at SMU)

• Had five tackles and a QB hurry at Iowa on 9/16

	49	<u>RODERICK YOUNG</u>	CAREER GAME HIGHS	2017 SEASON GAME HIGHS
		JR • DL • 6-1 • 284 Spring, TX Dekaney HS	Tackles: 7 (at Iowa, 2017) TFLS: 1.5 (at Iowa, 2017) INT: 0 Sacks: 1.0 (at SMU, 2015) QBH: 4 (vs. UAB, 2017)	Tackles: 4 (at SMU) TFLS: 0.0 INT: 0 Sacks: 0.0 QBH: 4 (vs. UAB)

• Has started all four games at nose, and has posted 16 total tackles

	50	<u>LADARIUS HAMILTON</u>	CAREER GAME HIGHS	2017 SEASON GAME HIGHS
		SO • DE • 6-3 • 253 Corrigan, TX Corrigan-Camden HS	Tackles: 3 (2x, last at SMU, 2017) TFLS: 2.0 (at SMU, 2017) INT: 0 Sacks: 1.0 (vs. Southern Miss, 2016) QBH: 1 (vs. Lamar, 2017)	Tackles: 3 (at SMU) TFLS: 2.0 (at SMU) INT: 0 Sacks: 0.0 QBH: 1 (vs. Lamar)

• Named to C-USA All-Freshman team in 2016

	90	<u>TILLMAN JOHNSON</u>	CAREER GAME HIGHS	2016 SEASON GAME HIGHS
		SR • DE • 6-1 • 251 Round Rock, TX McNeil HS	Tackles: 5 (vs. Nicholls, 2014) TFLS: 3.0 (vs. Nicholls, 2014) INT: 0 Sacks: 3.0 (vs. Nicholls, 2014) QBH: 1 (vs. Lamar, 2017)	Tackles: 0 TFLS: 0.0 INT: 0 Sacks: 0.0 QBH: 1 (vs. Lamar)

• Made 12 appearances in 2016

BROADCAST BIOS - DEFENSE



99

ANDY FLUSCHE

Fluh-shee

RS SR • DE • 6-3 • 255

Muenster, Texas

Muenster HS

CAREER GAME HIGHS

Tackles: 5 (2x, last vs. Lamar, 2017)

TFLS: 1.5 (vs. Portland State, 2015)

INT: 0

Sacks: 1.0 (2x, last at MTSU, 2015)

QBH: 2 (2x, last at SMU, 2017)

• Has appeared in four games in 2017 and has 11 total tackles with a sack and 4 QB hurries

2017 SEASON GAME HIGHS

Tackles: 5 (vs. Lamar)

TFLS: 1.0 (vs. UAB)

INT: 0

Sacks: 1.0 (vs. UAB)

QBH: 2 (2x, last at SMU)

Pronunciation Guide

- 54 - **Creighton** Barr - cray-tin
- 84 - **Jaelon** Darden - jay-lin
- 99 - **Andy Flusche** - fluh-shee
- 50 - **LaDarius** Hamilton - LUH-dare-ee-us
- 96 - **Tony** Krasniqi - kraz-NICK-ee
- 72 - **Manase** Mose - muh-NAH-say mo-say
- 17 - **Joe Ozougu** - OH-zuh-GOO
- 46 - **Patrick Udofia** - you-doh-fia

- 7 - Dee **Baulkman** - ballk-min
- 21 - **Tyreke** Davis - tie-REEK
- 9 - Jaylen **Guyton** - guy-tin
- 46 - Christian **Hosley** - HOSE-lee
- 44 - Cannon **Maki** - MACK-ee
- 60 - **Sosaia** Mose - so-SIGH-uh mo-say
- 52 - Jevin **Pahinui** - pah-HEE-new-EE
- 19 **Nnamdi Umeakuana** - oo-may-uh-kwon-uh

- 8 - Rico **Bussey, Jr.** - buss-EE
- 22 - E.J. **Ejiya** - ay-GEE-uh
- 16 - **Kemon** Hall - KEY-mon
- 13 - **Quinetin** Jackson - Kwin-tin
- 6 **Kishawn** McClain - KEY-shawn
- 4 **Khairi** Muhammad - KYE-ree
- 15 **Ulaiasi Tauaalo** - lie-AH-see tower-ah-low

2017 Game Summaries

Game 1

September 2, 2017
Denton, Texas
North Texas 59, Lamar 14

Game 2

September 9, 2016
Dallas, Texas
SMU 54, North Texas 32

↳ Team Statistics

	LU	UNT
First Downs	15	31
Rushes-Yards	33-86	60-436
Passing-Yards	180	232
Comp-Att-Int	20-41-1	17-24-0
Total Plays-Yards	74-266	84-668
Punts-Yards	9-330	3-109
Fumbles/Lost	2-1	1-1
Penalties	3-15	5-40
3rd Down Conv.	4/18	3/11
Time of Possession	21:06	38:54

↳ Individual Statistics

RUSHING - LU - King 11-37, **North Texas** - Wilson 12-176
PASSING - LU - Colbert, Jr. 14-28-140-2, **North Texas** - Fine 15-21-224-0
RECEIVING - LU - Mart. Hawthorne 2-79, **North Texas** - Lawrence 3-70, Guyton 4-63

↳ Score By Quarters

	1	2	3	4	Score
Lamar	7	7	0	0	14
North Texas	17	21	14	7	59

↳ Scoring Summary

UNT - Wilson 10 yd run (Moore kick), 12:01, 1st
UNT - Jackson, 31 yd pass from Fine (Moore kick), 8:38, 1st
UNT - Moore, 24 yd FG, 4:04, 1st
LU - Wood, 1 yd pass from Colbert, Jr. (Martinez kick), 0:34, 1st
UNT - Wilson, 2 yd run (Moore kick), 10:26, 2nd
UNT - Wilson 62 yd run (Moore kick), 8:28 2nd
LU - Mart. Hawthorne 68 yd pass from Colbert, Jr. (Martinez kick), 4:59, 2nd
UNT - Lawrence 44 yd pass from Fine (Moore kick), 1:56, 2nd
UNT - Smith 9 yd pass from Fine (Moore kick), 12:31, 3rd
UNT - Smith, 1 yd run (Moore kick), 6:02, 3rd
UNT - Tucker, 12 yd run (Moore kick), 14:54, 4th

↳ Team Statistics

	UNT	SMU
First Downs	22	20
Rushes-Yards	27-69	34-99
Passing-Yards	424	394
Comp-Att-Int	32-47-2	22-41-1
Total Plays-Yards	74-493	75-493
Punts-Yards	4-155	7-278
Fumbles/Lost	2-1	0-0
Penalties	7-58	4-50
3rd Down Conv.	6-for-15	9-for-18
Time of Possession	32:02	27:58

↳ Individual Statistics

RUSHING - **North Texas** - Wilson 13-36, **SMU** - Jones 13-74.
PASSING - **North Texas** - Fine 32-47-424-2, **SMU** - Hicks 20-39-312-1
RECEIVING - **North Texas** - Guyton 3-109, Lawrence 8-90 **SMU** - Sutton 8-163, Quinn 6-96

↳ Score By Quarters

	1	2	3	4	Score
North Texas	10	0	7	15	32
SMU	10	14	16	14	54

↳ Scoring Summary

UNT - Wilson 2 yd run (Moore kick), 11:41 1st
UNT - Moore 46 yd FG, 8:45, 1st
SMU - Sutton 62 yd pass from Hicks (Williams kick), 6:49, 1st
SMU - Williams 36 yd FG, 2:32, 1st
SMU - Sutton 40 yd pass from Hicks (Williams kick), 5:15, 2nd
SMU - Sutton 4 yd pass from Hicks (Williams kick), 0:10, 2nd
SMU - Sutton 35 yd pass from Hicks, 14:24, 3rd
SMU - Jones 1 yd run (Williams kick), 11:23, 3rd
UNT - Guyton 72 yd pass from Fine (Moore kick), 6:56, 3rd
SMU - Team safety, 4:02, 3rd
SMU - Jones 47 yd run (Williams kick), 14:30, 4th
SMU - Gailliard 76 yd pass from Gillins (Williams kick), 11:27, 4th
UNT - Guyton 29 yd pass from Fine (Moore kick), 10:45, 4th
UNT - Darden 13 yd pass from Fine (Darden pass from Fine), 3:24,

2017 Game Summaries

Game 3

September 16, 2017
Iowa City
Iowa 31, North Texas 14

↳ Team Statistics

	UNT	IOWA
First Downs	17	28
Rushes-Yards	17-112	59-238
Passing-Yards	193	197
Comp-Att-Int	18-29-1	16-27-0
Total Plays-Yards	46-305	86-435
Punts-Yards	5-152	1-47
Fumbles/Lost	2-1	2-2
Penalties	13-119	6-63
3rd Down Conv.	0/6	11/18
Time of Possession	19:15	40:45

↳ Individual Statistics

RUSHING - North Texas - Wilson 12-95, Iowa - Young 19-78, Kelly-Martin 11-74, Butler 16-74

PASSING - North Texas - Fine 16-26-167-1, Iowa - Stanley 16-27-197-0

RECEIVING - North Texas - Smiley 7-74, Iowa - Easley 5-37

↳ Score By Quarters

	1	2	3	4	Score
North Texas	7	7	0	0	14
Iowa	7	3	7	14	31

↳ Scoring Summary

UNT - Wilson 41 yd run (Moore kick), 5:34, 1st
Iowa - Hockenson, 8 yd pass from Stanley (Recinos kick), 0:52, 1st
Iowa - Recinos, 42 yd FG, 5:23, 2nd
UNT - Guyton, 13 yd pass from Shanbour (Moore kick), 0:11, 2nd
Iowa - Fant, 23 yd pass from Stanley (Recinos kick), 4:24, 3rd
Iowa - Kelly-Martin 2 yd run (Recinos kick), 8:16 4th
Iowa - Kelly-Martin, 6 yd run (Recinos kick), 1:47, 4th

Game 4

September 23, 2016
Denton, Texas
North Texas 46, UAB 43

↳ Team Statistics

	UAB	UNT
First Downs	16	28
Rushes-Yards	36-74	44-287
Passing-Yards	321	261
Comp-Att-Int	17-36-1	15-29-0
Total Plays-Yards	72-395	73-548
Punts-Yards	6-202	2-89
Fumbles/Lost	1-1	2-2
Penalties	7-49	4-33
3rd Down Conv.	12-for-19	6-for-13
Time of Possession	28:28	31:32

↳ Individual Statistics

RUSHING - UAB - S. Brown 17-50, North Texas - Wilson 26-211.

PASSING - UAB - Erdely 17-36-321-1, North Texas - Fine 15-29-261-0

RECEIVING - UAB - A. Wilson 5-150, C. Lisa 4-105, North Texas - K. Smith 4-82, Lawrence 3-64

↳ Score By Quarters

	1	2	3	4	Score
UAB	7	7	15	14	43
North Texas	10	20	7	9	46

↳ Scoring Summary

UAB - Brown 1 yd run (Vogel kick), 9:06 1st
UNT - Moore 29 yd FG, 3:19, 1st
UNT - Guyton 47 yd pass from Fine (Moore kick), 0:41, 1st
UNT - Wilson 2 yd run (Moore kick), 11:17, 2nd
UNT - N. Smith 29 yd run (Team kick failed), 4:03, 2nd
UAB - A. Wilson 48 yd pass from Erdely (Vogel kick), 2:25, 2nd
UNT - Lawrence 40 yd pass from Fine (Moore kick), 0:44, 2nd
UAB - Stanley 6 yd run (Vogel kick), 8:45, 3rd
UNT - Smiley 22 yd pass from Fine (Moore kick), 6:56, 3rd
UAB - A. Wilson 58 yd pass from Erdely (Scott pass from Ederly), 2:30, 3rd
UNT - Moore 40 yd FG, 14:12, 4th
UNT - Moore 45 yd FG, 7:43, 4th
UAB - Copeland 4 yd pass from Erdely (Vogel kick), 5:51, 4th
UAB - Stanley 5 yd pass from Erdely (Vogel kick), 0:27, 4th
UNT - Moore 22 yd FG, 0:07, 4th

2017 Starters

↳ Offense

Game	LT	LG	C	RG	RT	WR	TE	WR	WR	RB	QB
vs. Lamar	Murray	Woodworth	Barr	S. Mose	Mayfield	Guyton	Smith	Lawrence	Smiley	Wilson	Fine
at SMU	Murray	Woodworth	S. Mose	Henson	Mayfield	Guyton	Smith	Lawrence	Smiley	Wilson	Fine
at Iowa	Murray	Woodworth	Barr	Henson	Mayfield	Guyton	Smith	Lawrence	Smiley	Wilson	Fine
vs. UAB	Murray	Woodworth	Barr	Henson	Mayfield	Guyton	Smith	Lawrence	Bussey, Jr.	Wilson	Fine
at Southern Miss											
vs. UTSA											
at Florida Atlantic											
vs. Old Dominion											
at La Tech											
vs. UTEP											
vs. Army											
at Rice											

↳ Defense

Game	DE	NT	DE	JACK	MLB	WLB	NICK	CB	CB	S	S
vs. Lamar	Moore	Young	Johnson	Ejiya	McDonald	Garner	Preston	Brooks	Hall	McClain	Muhammad
at SMU	Flusche	Young	Hamilton	Ejiya	McDonald	Garner	Preston	Brooks	Hall	McClain	Muhammad
at Iowa	Flusche	Young	Hamilton	Ejiya	McDonald	Garner	Wheeler(LB)	Brooks	Hall	McClain	Muhammad
vs. UAB	Flusche	Young	Hamilton	Wheeler	Ejiya	Garner	Preston	Brooks	Hall	McClain	Muhammad
at Southern Miss											
vs. UTSA											
at Florida Atlantic											
vs. Old Dominion											
at La Tech											
vs. UTEP											
vs. Army											
at Rice											

2017 Results

Sep 02, 2017	LAMAR	W	59-14	1-0	0-0	3:05	19592
Sep 09, 2017	at SMU	L	32-54	1-1	0-0	3:26	24638
Sep 16, 2017	at Iowa Hawkeyes	L	14-31	1-2	0-0	3:26	65668
* Sep 23, 2017	UAB	W	46-43	2-2	1-0	3:21	20142

2017 Overall Team Statistics

SCORING	151	142
Points Per Game	37.8	35.5
Points Off Turnovers	17	28
FIRST DOWNS	98	79
Rushing	42	30
Passing	49	42
Penalty	7	7
RUSHING YARDAGE	904	497
Yards gained rushing	991	616
Yards lost rushing	87	119
Rushing Attempts	148	162
Average Per Rush	6.1	3.1
Average Per Game	226.0	124.2
TDs Rushing	9	6
PASSING YARDAGE	1110	1092
Comp-Att-Int	82-129-3	75-145-3
Average Per Pass	8.6	7.5
Average Per Catch	13.5	14.6
Average Per Game	277.5	273.0
TDs Passing	10	13
TOTAL OFFENSE	2014	1589
Total Plays	277	307
Average Per Play	7.3	5.2
Average Per Game	503.5	397.2
KICK RETURNS: #-Yards	11-235	14-332
PUNT RETURNS: #-Yards	9-36	1-17
INT RETURNS: #-Yards	3-0	3-8
KICK RETURN AVERAGE	21.4	23.7
PUNT RETURN AVERAGE	4.0	17.0
INT RETURN AVERAGE	0.0	2.7
FUMBLES-LOST	7-5	5-4
PENALTIES-Yards	29-250	21-177
Average Per Game	62.5	44.2
PUNTS-Yards	14-505	23-857
Average Per Punt	36.1	37.3
Net punt average	34.9	35.7
KICKOFFS-Yards	30-1922	24-1296
Average Per Kick	64.1	54.0
Net kick average	40.5	34.8
TIME OF POSSESSION/Game	30:26	29:34
3RD-DOWN Conversions	15/45	36/73
3rd-Down Pct	33%	49%
4TH-DOWN Conversions	3/7	7/10
4th-Down Pct	43%	70%
SACKS BY-Yards	10-80	9-57
MISC YARDS	0	14
TOUCHDOWNS SCORED	19	19
FIELD GOALS-ATTEMPTS	6-7	2-2
ON-SIDE KICKS	0-0	0-1
RED-ZONE SCORES	(12-14) 86%	(11-13) 85%
RED-ZONE TOUCHDOWNS	(9-14) 64%	(10-13) 77%
PAT-ATTEMPTS	(17-18) 94%	(18-18) 100%
ATTENDANCE	39734	90306
Games/Avg Per Game	2/19867	2/45153
Neutral Site Games		0/0

Score by Quarters	1st	2nd	3rd	4th	OT	Total
North Texas	44	48	28	31	0	151
Opponents	31	31	38	42	0	142

2017 Overall Individual/Career Statistics

Rushing																			
	gp	att	gain	loss	net	avg	td	lg	avg/g	gp	att	gain	loss	net	avg	td	lg	avg/g	
WILSON, Jeffery	4	63	524	6	518	8.2	6	62	129.5	34	437	2576	68	2508	5.7	22	75	73.8	
SMITH, Nic	4	32	184	5	179	5.6	2	32	44.8	4	32	184	5	179	5.6	2	32	44.8	
JOHNSON, Evan	4	15	113	0	113	7.5	0	16	28.2	4	15	113	0	113	7.5	0	16	28.2	
SHANBOUR, Quinn	4	5	46	0	46	9.2	0	28	11.5	5	6	46	0	46	7.7	0	28	9.2	
TUCKER, Andrew	4	4	29	0	29	7.2	1	12	7.2	37	47	306	5	301	6.4	3	71	8.1	
FINE, Mason	4	24	91	72	19	0.8	0	16	4.8	14	118	489	352	137	1.2	2	80	9.8	
HOSLEY, C.	4	4	4	2	2	0.5	0	2	0.5	4	4	4	2	2	0.5	0	2	0.5	
TEAM	3	1	0	2	-2	-2.0	0	0	-0.7										
Total	4	148	991	87	904	6.1	9	62	226.0										
Opponents	4	162	616	119	497	3.1	6	47	124.2										

Passing																			
	gp	effic	comp-att-int	pct	yds	td	lg	avg/g	gp	effic	comp-att-int	pct	yds	td	lg	avg/g			
FINE, Mason	4	156.17	78-123-3	63.4	1076	9	72	269.0	14	127.33	233-384-8	60.7	2648	15	75	189.1			
SHANBOUR, Quinn	4	203.12	4-5-0	80.0	34	1	13	8.5	5	169.27	4-6-0	66.7	34	1	13	6.8			
TEAM	3	0.00	0-1-0	0.0	0	0	0	0.0											
Total	4	156.78	82-129-3	63.6	1110	10	72	277.5											
Opponents	4	140.43	75-145-3	51.7	1092	13	76	273.0											

Receiving																	
	gp	no.	yds	avg	td	lg	avg/g	gp	no.	yds	avg	td	lg	avg/g			
LAWRENCE, M.	4	16	243	15.2	2	44	60.8	11	17	259	15.2	2	44	23.5			
GUYTON, Jalen	4	10	233	23.3	4	72	58.2	4	10	233	23.3	4	72	58.2			
SMITH, Kelvin	4	10	127	12.7	0	25	31.8	13	17	206	12.1	2	25	15.8			
WILSON, Jeffery	4	10	38	3.8	0	12	9.5	34	56	397	7.1	2	38	11.7			
SMILEY, Turner	4	9	180	20.0	1	45	45.0	38	81	1019	12.6	5	55	26.8			
DARDEN, Jaelon	4	8	97	12.1	1	28	24.2	4	8	97	12.1	1	28	24.2			
BUSSEY, Rico	3	7	66	9.4	0	22	22.0	9	15	163	10.9	1	30	18.1			
SMITH, Nic	4	5	45	9.0	1	15	11.2	4	5	45	9.0	1	15	11.2			
CHUMLEY, Caleb	4	3	22	7.3	0	9	5.5	4	3	22	7.3	0	9	5.5			
JACKSON, Q.	3	2	40	20.0	1	31	13.3	4	2	40	20.0	1	31	10.0			
PIRTLE, Jason	3	1	19	19.0	0	19	6.3	3	1	19	19.0	0	19	6.3			
JOHNSON, Evan	4	1	0	0.0	0	0	0.0	4	1	0	0.0	0	0	0.0			
Total	4	82	1110	13.5	10	72	277.5										
Opponents	4	75	1092	14.6	13	76	273.0										

Total Offense												
	g	plays	rush	pass	total	avg/g	g	plays	rush	pass	total	avg/g
FINE, Mason	4	147	19	1076	1095	273.8	14	502	137	2648	2785	198.9
WILSON, Jeffery	4	63	518	0	518	129.5	34	437	2508	0	2508	73.8
SMITH, Nic	4	32	179	0	179	44.8	4	32	179	0	179	44.8
JOHNSON, Evan	4	15	113	0	113	28.2	4	15	113	0	113	28.2
SHANBOUR, Quinn	4	10	46	34	80	20.0	5	12	46	34	80	16.0
TUCKER, Andrew	4	4	29	0	29	7.2	37	47	301	0	301	8.1
HOSLEY, C.	4	4	2	0	2	0.5	4	4	2	0	2	0.5
TEAM	3	2	-2	0	-2	-0.7						
Total	4	277	904	1110	2014	503.5						
Opponents	4	307	497	1092	1589	397.2						

Scoring		PAT									PAT							
	td	fg	kick	rush	rcv	pass	dxp	saf	pts	td	fg	kick	rush	rcv	pass	dxp	saf	pts
WILSON, Jeffery	6	-	-	-	-	-	-	-	36	24	-	-	-	-	-	-	-	144
MOORE, Trevor	-	6-7	17-17	-	-	-	-	-	35	-	39-51	116-116	-	-	-	-	-	233
GUYTON, Jalen	4	-	-	-	-	-	-	-	24	4	-	-	-	-	-	-	-	24
SMITH, Nic	3	-	-	-	-	-	-	-	18	3	-	-	-	-	-	-	-	18
LAWRENCE, M.	2	-	-	-	-	-	-	-	12	2	-	-	-	-	-	-	-	12
DARDEN, Jaelon	1	-	-	-	1	-	-	-	8	1	-	-	-	1	-	-	-	8
SMILEY, Turner	1	-	-	-	-	-	-	-	6	5	-	-	-	-	-	-	-	30
JACKSON, Q.	1	-	-	-	-	-	-	-	6	1	-	-	-	-	-	-	-	6
TUCKER, Andrew	1	-	-	-	-	-	-	-	6	4	-	-	-	-	-	-	-	24
TEAM	-	-	0-1	-	-	-	-	-	0									
FINE, Mason	-	-	-	-	-	1-1	-	-	0	2	-	-	-	-	1-2	-	-	12
Total	19	6-7	17-18	-	1	1-1	-	-	151									
Opponents	19	2-2	18-18	-	1	1-1	-	1	142									

2017 Overall Individual/Career Statistics

Punt Returns	no.	yds	avg	td	lg	no.	yds	avg	td	lg
JENKINS, Eric	4	4	1.0	0	8	4	4	1.0	0	8
DARDEN, Jaelon	3	24	8.0	0	12	3	24	8.0	0	12
ROBINSON, T.	1	5	5.0	0	0	1	5	5.0	0	0
SMILEY, Turner	1	3	3.0	0	0	12	100	8.3	0	34
Total	9	36	4.0	0	12					
Opponents	1	17	17.0	0	17					

Kick Returns	no.	yds	avg	td	lg	no.	yds	avg	td	lg
DARDEN, Jaelon	7	129	18.4	0	29	7	129	18.4	0	29
HOWARD, Connor	2	35	17.5	0	27	2	35	17.5	0	27
JOHNSON, Evan	2	75	37.5	0	48	2	75	37.5	0	48
MCCLAIN, K.	0	-4	0.0	0	0	0	-4	0.0	0	0
Total	11	235	21.4	0	48					
Opponents	14	332	23.7	0	41					

Interceptions	no.	yds	avg	td	lg	no.	yds	avg	td	lg
LEMASTERS, W.	1	0	0.0	0	0	1	0	0.0	0	0
HALL, Kemon	1	0	0.0	0	0	1	0	0.0	0	0
MCCLAIN, K.	1	0	0.0	0	0	6	23	3.8	0	18
Total	3	0	0.0	0	0					
Opponents	3	8	2.7	0	5					

Fumble Returns	no.	yds	avg	td	lg	no.	yds	avg	td	lg
TAUAALO, T.J.	1	27	27.0	0	27	1	27	27.0	0	27
Total	1	27	27.0	0	27					
Opponents	0	0	0.0	0	0					

All Purpose	g	rush	rcv	pr	kr	ir	total	avg/g	g	rush	rcv	pr	kr	ir	total	avg/g
WILSON, Jeffery	4	518	38	0	0	0	556	139.0	34	2508	397	0	279	0	3184	93.6
DARDEN, Jaelon	4	0	97	24	129	0	250	62.5	4	0	97	24	129	0	250	62.5
LAWRENCE, M.	4	0	243	0	0	0	243	60.8	11	0	259	0	0	0	259	23.5
GUYTON, Jalen	4	0	233	0	0	0	233	58.2	4	0	233	0	0	0	233	58.2
SMITH, Nic	4	179	45	0	0	0	224	56.0	4	179	45	0	0	0	224	56.0
JOHNSON, Evan	4	113	0	0	75	0	188	47.0	4	113	0	0	75	0	188	47.0
SMILEY, Turner	4	0	180	3	0	0	183	45.8	38	23	1019	100	79	0	1221	32.1
SMITH, Kelvin	4	0	127	0	0	0	127	31.8	13	0	206	0	0	0	206	15.8
BUSSEY, Rico	3	0	66	0	0	0	66	22.0	9	0	163	0	0	0	163	18.1
SHANBOUR, Qui	4	46	0	0	0	0	46	11.5	5	46	0	0	0	0	46	9.2
JACKSON, Q.	3	0	40	0	0	0	40	13.3	4	0	40	0	0	0	40	10.0
HOWARD, Conn	1	0	0	0	35	0	35	35.0	1	0	0	0	35	0	35	35.0
TUCKER, Andre	4	29	0	0	0	0	29	7.2	37	301	-2	1	0	0	300	8.1
CHUMLEY, Cale	4	0	22	0	0	0	22	5.5	4	0	22	0	0	0	22	5.5
FINE, Mason	4	19	0	0	0	0	19	4.8	14	137	0	0	0	0	137	9.8
PIRTLE, Jason	3	0	19	0	0	0	19	6.3	3	0	19	0	0	0	19	6.3
ROBINSON, T.	4	0	0	5	0	0	5	1.2	15	0	0	5	0	0	5	0.3
JENKINS, Eric	4	0	0	4	0	0	4	1.0	15	0	0	4	0	86	90	6.0
HOSLEY, C.	4	2	0	0	0	0	2	0.5	4	2	0	0	0	0	2	0.5
TEAM	3	-2	0	0	0	0	-2	-0.7								
MCCLAIN, K.	4	0	0	0	-4	0	-4	-1.0	41	0	0	0	-4	23	19	0.5
Total	4	904	1110	36	235	0	2285	571.2								
Opponents	4	497	1092	17	332	8	1946	486.5								

Field Goals	att	good	long	blkd	att	good	long	blkd
MOORE, Trevor	7	6	46	1	51	39	51	1
Total	7	6	46	1				
Opponents	2	2	42	0				

Punting	no.	yds	avg	lg	blk	no.	yds	avg	lg	blk
KENWORTHY, A.	14	505	36.1	51	0	14	505	36.1	51	0
Total	14	505	36.1	51	0					
Opponents	23	857	37.3	54	1					

2017 Overall FG/Defensive/Career Statistics

Field Goals	att	good	long	blkd
MOORE, Trevor	7	6	46	1
Total	7	6	46	1
Opponents	2	2	42	0

Punting	no.	yds	avg	lg	blk
KENWORTHY, A.	14	505	36.1	51	0
Total	14	505	36.1	51	0
Opponents	23	857	37.3	54	1

SEASON

CAREER

Kickoffs	no.	yds	avg	tb	ob	no.	yds	avg	tb	ob
MOORE, Trevor	25	1613	64.5	14	0	35	2227	63.6	15	0
PATTERSON, B.	5	309	61.8	1	0	5	309	61.8	1	0
Total	30	1922	64.1	15	0					
Opponents	24	1296	54.0	9	1					

#	Defensive Leaders	gp	ua	a	total	tfl	sack	int	pbu	fr	ff	blk	gp	ua	a	total	tfl	sack	int	pbu	fr	ff	blk
4	MUHAMMAD, K.	4	19	15	34	2.0	0.5	.	.	1	1	.	16	26	23	49	2.5	1.0	1	1	1	1	.
22	EJIYA, E.J.	4	8	19	27	3.5	3.0	.	.	.	1	.	17	34	36	70	7.0	3.0	.	.	.	1	.
16	HALL, Kemon	4	17	5	22	0.0	.	1	3	.	1	.	4	17	5	22	0.0	.	1	3	.	1	.
0F	MCCLAIN, K.	4	16	5	21	1.5	.	1	1	.	.	.	41	181	80	261	9.5	1.5	6	7	1	4	.
41	MCDONALD, C.	4	11	6	17	2.0	4	11	6	17	2.0
49	YOUNG, Roderick	4	8	8	16	1.5	28	34	38	72	7.0	1.5	.	.	1	.	.
44	MOORE, Sid	4	9	6	15	2.5	0.5	24	20	16	36	7.0	2.0
9	BROOKS, Nate	4	12	2	14	0.5	.	.	1	.	.	.	27	75	34	109	6.0	1.0	4	8	.	2	.
37	GARNER, Brandon	4	10	4	14	2.0	1.0	.	2	.	.	.	26	57	25	82	12.0	5.5	.	2	2	.	.
99	FLUSCHE, Andy	4	4	7	11	1.0	1.0	.	2	.	.	.	35	21	35	56	6.5	3.5	.	3	.	.	.
18	WHEELER, Joshua	3	9	2	11	3.0	2.0	15	35	18	53	10.5	7.5	.	2	.	2	.
27	PRESTON, Ashton	4	8	2	10	1.0	.	.	2	.	.	.	27	40	18	58	5.5	1.0	1	4	.	1	.
15	TAUAAALO, T.J.	4	4	5	9	1.5	1.0	.	.	1	.	.	29	35	26	61	5.5	2.5	.	1	2	1	.
50	HAMILTON, L.	4	6	2	8	2.0	16	12	5	17	5.0	1.0
2	JENKINS, Eric	4	6	1	7	0.0	.	.	2	.	.	.	15	19	6	25	1.0	.	3	12	.	1	.
24	ROBINSON, T.	4	4	1	5	0.0	1	15	16	7	23	0.0	.	.	1	.	.	1
20	LEMASTERS, W.	2	3	1	4	0.0	.	1	2	.	.	.	6	5	2	7	0.0	.	1	3	.	.	.
2A	DAVIS, Tyreke	4	2	1	3	0.0	4	2	1	3	0.0
14	FERNANDES, C.	4	3	.	3	0.0	6	8	1	9	1.0
26	JOHNSON, Evan	4	2	1	3	0.0	4	2	1	3	0.0
31	SANDERS, Makyle	2	3	.	3	0.0	2	3	.	3	0.0
11	JOHNSON, Cam	4	3	.	3	0.0	4	3	.	3	0.0
42	MANN, Corey	3	2	.	2	0.0	.	.	1	.	.	.	3	2	.	2	0.0	.	.	1	.	.	.
17	OZOUGWU, Joe	3	.	2	2	0.0	3	.	2	2	0.0
25	TUCKER, Andrew	4	1	1	2	0.0	37	12	3	15	0.0
71	MURRAY, Jordan	4	1	.	1	0.0	22	2	.	2	0.0
9C	PATTERSON, B.	1	1	.	1	0.0	1	1	.	1	0.0
96	KRASNIQI, Tony	3	1	.	1	1.0	1.0	3	1	.	1	1.0	1.0
32	LAWRENCE, M.	4	1	.	1	0.0	11	1	.	1	0.0
TM	TEAM	3	.	.	.	0.0	.	.	.	1	.	.											
90	JOHNSON, Ti.	1	.	.	.	0.0	31	18	11	29	6.0	5.0
30	MOORE, Trevor	4	.	.	.	0.0	.	.	.	1	.	.	40	1	.	1	0.0	.	.	.	1	.	.
	Total	4	174	96	270	25	10	3	16	4	3	1											
	Opponents	4	172	84	256	22	9	3	12	5	4	1											

2017 Individual Game Highs

Rushes	26	WILSON, Jeffery vs UAB (Sep 23, 2017)
Yards Rushing	211	WILSON, Jeffery vs UAB (Sep 23, 2017)
TD Rushes	3	WILSON, Jeffery vs Lamar (Sep 02, 2017)
Long Rush	62	WILSON, Jeffery vs Lamar (Sep 02, 2017)
Pass attempts	47	FINE, Mason at SMU (Sep 09, 2017)
Pass completions	32	FINE, Mason at SMU (Sep 09, 2017)
Yards Passing	424	FINE, Mason at SMU (Sep 09, 2017)
TD Passes	3	FINE, Mason vs Lamar (Sep 02, 2017)
	3	FINE, Mason at SMU (Sep 09, 2017)
	3	FINE, Mason vs UAB (Sep 23, 2017)
Long Pass	72	FINE, Mason at SMU (Sep 09, 2017)
Receptions	8	LAWRENCE, M. at SMU (Sep 09, 2017)
Yards Receiving	109	GUYTON, Jalen at SMU (Sep 09, 2017)
TD Receptions	2	GUYTON, Jalen at SMU (Sep 09, 2017)
Long Reception	72	GUYTON, Jalen at SMU (Sep 09, 2017)
Field Goals	4	MOORE, Trevor vs UAB (Sep 23, 2017)
Long Field Goal	46	MOORE, Trevor at SMU (Sep 09, 2017)
Punts	5	KENWORTHY, A. at Iowa Hawkeyes (Sep 16, 2017)
Punting Avg	44.5	KENWORTHY, A. vs UAB (Sep 23, 2017)
Long Punt	51	KENWORTHY, A. vs UAB (Sep 23, 2017)
Punts inside 20	2	KENWORTHY, A. vs Lamar (Sep 02, 2017)
	2	KENWORTHY, A. at Iowa Hawkeyes (Sep 16, 2017)
Long Punt Return	12	DARDEN, Jaelon at SMU (Sep 09, 2017)
	12	DARDEN, Jaelon vs UAB (Sep 23, 2017)
Long Kickoff Return	48	JOHNSON, Evan vs UAB (Sep 23, 2017)
Tackles	13	MUHAMMAD, K. at Iowa Hawkeyes (Sep 16, 2017)
Sacks	2.0	EJIYA, E.J. at SMU (Sep 09, 2017)
	2.0	WHEELER, Joshua vs UAB (Sep 23, 2017)
Tackles For Loss	2.0	EJIYA, E.J. at SMU (Sep 09, 2017)
	2.0	HAMILTON, L. at SMU (Sep 09, 2017)
	2.0	WHEELER, Joshua vs UAB (Sep 23, 2017)
	2.0	GARNER, Brandon vs UAB (Sep 23, 2017)
	2.0	MOORE, Sid vs UAB (Sep 23, 2017)
Interceptions	1	LEMASTERS, W. vs Lamar (Sep 02, 2017)
	1	HALL, Kemon at SMU (Sep 09, 2017)
	1	MCCLAIN, K. vs UAB (Sep 23, 2017)

2017 Team Game Highs

Rushes	60	vs Lamar (Sep 02, 2017)
Yards Rushing	436	vs Lamar (Sep 02, 2017)
Yards Per Rush	7.3	vs Lamar (Sep 02, 2017)
TD Rushes	5	vs Lamar (Sep 02, 2017)
Pass attempts	47	at SMU (Sep 09, 2017)
Pass completions	32	at SMU (Sep 09, 2017)
Yards Passing	424	at SMU (Sep 09, 2017)
Yards Per Pass	9.7	vs Lamar (Sep 02, 2017)
TD Passes	3	vs Lamar (Sep 02, 2017)
	3	at SMU (Sep 09, 2017)
	3	vs UAB (Sep 23, 2017)
Total Plays	84	vs Lamar (Sep 02, 2017)
Total Offense	668	vs Lamar (Sep 02, 2017)
Yards Per Play	8.0	vs Lamar (Sep 02, 2017)
Points	59	vs Lamar (Sep 02, 2017)
Sacks By	4	vs UAB (Sep 23, 2017)
First Downs	31	vs Lamar (Sep 02, 2017)
Penalties	13	at Iowa Hawkeyes (Sep 16, 2017)
Penalty Yards	119	at Iowa Hawkeyes (Sep 16, 2017)
Turnovers	3	at SMU (Sep 09, 2017)
Interceptions By	1	vs Lamar (Sep 02, 2017)
	1	at SMU (Sep 09, 2017)
	1	vs UAB (Sep 23, 2017)
Punts	5	at Iowa Hawkeyes (Sep 16, 2017)
Punting Avg	44.5	vs UAB (Sep 23, 2017)
Long Punt	51	vs UAB (Sep 23, 2017)
Punts inside 20	2	vs Lamar (Sep 02, 2017)
	2	at Iowa Hawkeyes (Sep 16, 2017)
Long Punt Return	12	at SMU (Sep 09, 2017)
	12	vs UAB (Sep 23, 2017)

2017 Opponent Individual Game Highs

Rushes	19	Young, Toren, at Iowa Hawkeyes (Sep 16, 2017)
Yards Rushing	78	Young, Toren, at Iowa Hawkeyes (Sep 16, 2017)
TD Rushes	2	JONES, Xavier, at SMU (Sep 09, 2017)
	2	Kelly-Martin,I., at Iowa Hawkeyes (Sep 16, 2017)
Long Rush	47	JONES, Xavier, at SMU (Sep 09, 2017)
Pass attempts	39	HICKS, Ben, at SMU (Sep 09, 2017)
Pass completions	20	HICKS, Ben, at SMU (Sep 09, 2017)
Yards Passing	321	ERDELY, A.J., vs UAB (Sep 23, 2017)
TD Passes	4	HICKS, Ben, at SMU (Sep 09, 2017)
	4	ERDELY, A.J., vs UAB (Sep 23, 2017)
Long Pass	76	GILLINS, D.J., at SMU (Sep 09, 2017)
Receptions	8	SUTTON, C., at SMU (Sep 09, 2017)
Yards Receiving	163	SUTTON, C., at SMU (Sep 09, 2017)
TD Receptions	4	SUTTON, C., at SMU (Sep 09, 2017)
Long Reception	76	GAILLIARD, M., at SMU (Sep 09, 2017)
Field Goals	1	WILLIAMS, Josh, at SMU (Sep 09, 2017)
	1	Recinos, Miguel, at Iowa Hawkeyes (Sep 16, 2017)
Long Field Goal	42	Recinos, Miguel, at Iowa Hawkeyes (Sep 16, 2017)
Punts	7	Slaydon, Tyler, vs Lamar (Sep 02, 2017)
	7	SACKVILLE, J., at SMU (Sep 09, 2017)
Punting Avg	47.0	Rastetter, C., at Iowa Hawkeyes (Sep 16, 2017)
Long Punt	54	DIXON, J., vs UAB (Sep 23, 2017)
Punts inside 20	2	Slaydon, Tyler, vs Lamar (Sep 02, 2017)
	2	SACKVILLE, J., at SMU (Sep 09, 2017)
Long Punt Return	17	Jackson, Joshua, at Iowa Hawkeyes (Sep 16, 2017)
Long Kickoff Return	41	Giles, Zae, vs Lamar (Sep 02, 2017)
Tackles	11	Randle jr., Rod, vs Lamar (Sep 02, 2017)
Sacks	2.0	MITCHELL, Kyran, at SMU (Sep 09, 2017)
	2.0	LAWLER, Justin, at SMU (Sep 09, 2017)
Tackles For Loss	3.0	LAWLER, Justin, at SMU (Sep 09, 2017)
Interceptions	1	McQUEEN, Elijah, at SMU (Sep 09, 2017)
	1	GARY, Demerick, at SMU (Sep 09, 2017)
	1	Jackson, Joshua, at Iowa Hawkeyes (Sep 16, 2017)

2017 Opponent Team Game Highs

Rushes	59	at Iowa Hawkeyes (Sep 16, 2017)
Yards Rushing	238	at Iowa Hawkeyes (Sep 16, 2017)
Yards Per Rush	4.0	at Iowa Hawkeyes (Sep 16, 2017)
TD Rushes	2	at SMU (Sep 09, 2017)
	2	at Iowa Hawkeyes (Sep 16, 2017)
	2	vs UAB (Sep 23, 2017)
Pass attempts	41	vs Lamar (Sep 02, 2017)
	41	at SMU (Sep 09, 2017)
Pass completions	22	at SMU (Sep 09, 2017)
Yards Passing	394	at SMU (Sep 09, 2017)
Yards Per Pass	9.6	at SMU (Sep 09, 2017)
TD Passes	5	at SMU (Sep 09, 2017)
Total Plays	86	at Iowa Hawkeyes (Sep 16, 2017)
Total Offense	493	at SMU (Sep 09, 2017)
Yards Per Play	6.6	at SMU (Sep 09, 2017)
Points	54	at SMU (Sep 09, 2017)
Sacks By	5	at SMU (Sep 09, 2017)
First Downs	28	at Iowa Hawkeyes (Sep 16, 2017)
Penalties	7	vs UAB (Sep 23, 2017)
Penalty Yards	63	at Iowa Hawkeyes (Sep 16, 2017)
Turnovers	2	vs Lamar (Sep 02, 2017)
	2	at Iowa Hawkeyes (Sep 16, 2017)
	2	vs UAB (Sep 23, 2017)
Interceptions By	2	at SMU (Sep 09, 2017)
Punts	9	vs Lamar (Sep 02, 2017)
Punting Avg	47.0	at Iowa Hawkeyes (Sep 16, 2017)
Long Punt	54	vs UAB (Sep 23, 2017)
Punts inside 20	3	vs Lamar (Sep 02, 2017)
Long Punt Return	17	at Iowa Hawkeyes (Sep 16, 2017)

2017 Drive Summaries

September 2, 2017 vs. Lamar

Team	Qtr	Drive Started			Drive Ended			Consumed	
		Spot	Time	Obtained	Spot	Time	How lost	PI - Yds	TOP
NT	1st	N40	13:56	Punt	L00	12:01	*TOUCHDOWN	6 - 60	1:55
NT		N17	09:48	Punt	L00	08:38	*TOUCHDOWN	3 - 83	1:10
NT		L47	08:06	Fumble	L07	04:04	*FIELD GOAL	9 - 40	4:02
NT		N10	00:00	Punt	N05	01:40	Fumble	0 - (5)	0:00
NT		L44	00:34	Kickoff	L00	10:26	*TOUCHDOWN	12 - 44	5:08
NT	2nd	N32	09:12	Punt	L00	08:28	*TOUCHDOWN	2 - 68	0:44
NT		L47	08:28	Downs	N50	06:10	Punt	3 - (3)	2:18
NT		N34	04:59	Kickoff	L00	01:56	*TOUCHDOWN	6 - 66	3:03
NT		N29	01:06	Punt	L36	00:00	End of half	5 - 35	1:06
NT	3rd	N35	15:00	Kickoff	L00	12:31	*TOUCHDOWN	6 - 65	2:29
NT		N17	10:14	Punt	L00	06:02	*TOUCHDOWN	10 - 83	4:12
NT		N33	05:19	Punt	N33	03:50	Punt	3 - 0	1:29
NT		N37	02:48	Punt	L00	14:54	*TOUCHDOWN	7 - 63	2:54
NT	4th	N25	13:11	Punt	N47	09:25	Punt	5 - 22	3:46
NT		N31	05:39	Downs	L35	01:23	Downs	7 - 34	4:16
NT		L43	00:22	Interception	L45	00:00	End of half	1 - (2)	0:22

September 9, 2017 at SMU

Team	Qtr	Drive Started			Drive Ended			Consumed	
		Spot	Time	Obtained	Spot	Time	How lost	PI - Yds	TOP
NT	1st	V25	15:00	Kickoff	H00	11:41	*TOUCHDOWN	7 - 75	3:19
NT		H43	10:45	Punt	H29	08:45	*FIELD GOAL	5 - 14	2:00
NT		V09	06:43	Kickoff	V07	04:16	Punt	3 - (2)	2:27
NT		V29	02:26	Kickoff	H38	13:45	Downs	9 - 33	3:41
NT	2nd	V06	11:38	Interception	V24	08:07	Punt	6 - 18	3:31
NT		V20	05:08	Kickoff	H43	02:26	Interception	8 - 37	2:42
NT		V28	00:10	Kickoff	V42	00:00	End of half	1 - 14	0:10
NT	3rd	V32	00:00	Punt	V35	14:29	Fumble	0 - 3	0:00
NT		V25	14:24	Kickoff	V25	14:16	Interception	1 - 0	0:08
NT		V36	11:15	Kickoff	V41	09:59	Punt	3 - 5	1:16
NT		V28	07:07	Punt	H00	06:56	*TOUCHDOWN	1 - 72	0:11
NT		V12	04:51	Punt	V00	04:02	*SAFETY	1 - (12)	0:49
NT		V32	02:54	Punt	H28	00:00	Downs	9 - 40	2:54
NT	4th	V30	14:30	Kickoff	V35	11:39	Punt	6 - 5	2:51
NT		V26	11:27	Kickoff	H00	10:45	*TOUCHDOWN	2 - 74	0:42
NT		V16	07:24	Punt	H00	03:24	*TOUCHDOWN	8 - 84	4:00
NT		H41	00:54	Punt	H10	00:00	End of half	5 - 31	0:54

2017 Drive Summaries

September 16, 2017 at Iowa

Team	Qtr	Drive Started			Drive Ended			Consumed	
		Spot	Time	Obtained	Spot	Time	How lost	Pl - Yds	TOP
NT	1st	V20	08:18	Fumble	H00	05:34	*TOUCHDOWN	6 - 80	2:44
NT		V12	00:52	Kickoff	V29	13:07	Punt	7 - 17	2:45
NT	2nd	V34	10:36	Downs	H23	08:12	Missed FG	7 - 43	2:24
NT		V25	05:23	Kickoff	V34	03:15	Punt	3 - 9	2:08
NT		H43	00:00	Fumble	H16	01:52	Fumble	0 - 27	0:00
NT		V34	00:46	Punt	H00	00:11	*TOUCHDOWN	5 - 66	0:35
NT	3rd	V25	15:00	Kickoff	H41	11:16	Punt	8 - 34	3:44
NT		V25	04:24	Kickoff	H41	02:06	Punt	6 - 34	2:18
NT	4th	V08	08:16	Kickoff	V18	05:46	Punt	4 - 10	2:30
NT		V25	01:47	Kickoff	V25	01:40	Interception	1 - 0	0:07

September 23, 2017 vs. UAB

Team	Qtr	Drive Started			Drive Ended			Consumed	
		Spot	Time	Obtained	Spot	Time	How lost	Pl - Yds	TOP
NT	1st	N25	09:06	Kickoff	U12	03:19	*FIELD GOAL	14 - 63	5:47
NT		N42	01:23	Punt	U00	00:41	*TOUCHDOWN	2 - 58	0:42
NT	2nd	N36	14:54	Interception	U00	11:17	*TOUCHDOWN	11 - 64	3:37
NT		N45	09:51	Punt	U20	08:09	Fumble	5 - 35	1:42
NT		N44	07:30	Punt	U00	04:03	*TOUCHDOWN	8 - 56	3:27
NT		N05	00:44	Kickoff	U00	00:44	*TOUCHDOWN	4 - 95	0:00
NT	3rd	N25	15:00	Kickoff	N45	12:43	Downs	5 - 20	2:17
NT		N25	08:45	Kickoff	U00	06:56	*TOUCHDOWN	4 - 75	1:49
NT		N32	05:20	Punt	N36	04:25	Punt	3 - 4	0:55
NT		N37	02:30	Kickoff	U23	14:12	*FIELD GOAL	7 - 40	3:18
NT	4th	U15	13:06	Punt	U14	13:00	Fumble	1 - 1	0:06
NT		N41	11:56	Punt	U28	07:43	*FIELD GOAL	8 - 31	4:13
NT		N31	05:51	Kickoff	N35	04:20	Punt	3 - 4	1:31
NT		U44	00:27	Kickoff	U12	00:00	*FIELD GOAL	2 - 32	0:27
NT		U06	00:00	Fumble	U06	00:00	End of half	0 - 0	0:00

2017 Long Plays

15-YARD PLUS PLAYS

Yds	Type	Player(s)	Opponent
72*	Pass	GUYTON, Jalen from FINE, Mason	SMU
62*	Rush	WILSON, Jeffery	Lamar
49	Rush	WILSON, Jeffery	Lamar
48	KR	JOHNSON, Evan	UAB
47*	Pass	GUYTON, Jalen from FINE, Mason	UAB
45	Pass	SMILEY, Turner from FINE, Mason	SMU
44*	Pass	LAWRENCE, M. from FINE, Mason	Lamar
41*	Rush	WILSON, Jeffery	Iowa Hawkeyes
41	Pass	SMILEY, Turner from FINE, Mason	Iowa Hawkeyes
40*	Pass	LAWRENCE, M. from FINE, Mason	UAB
37	Pass	LAWRENCE, M. from FINE, Mason	SMU
35	Pass	GUYTON, Jalen from FINE, Mason	Lamar
34	Rush	WILSON, Jeffery	UAB
34	Rush	WILSON, Jeffery	UAB
32	Rush	WILSON, Jeffery	UAB
32	Rush	SMITH, Nic	Lamar
31*	Pass	JACKSON, Q. from FINE, Mason	Lamar
30	Pass	SMILEY, Turner from FINE, Mason	SMU
29	KR	DARDEN, Jaelon	Lamar
29*	Pass	GUYTON, Jalen from FINE, Mason	SMU
29*	Rush	SMITH, Nic	UAB
29	KR	DARDEN, Jaelon	SMU
28	Pass	DARDEN, Jaelon from FINE, Mason	SMU
28	Rush	SHANBOUR, Quinn	Lamar
27	KR	HOWARD, Connor	UAB
27	FR	TAUAALO, T.J.	Iowa Hawkeyes
27	KR	JOHNSON, Evan	UAB
25	Pass	SMITH, Kelvin from FINE, Mason	UAB
23	Pass	SMITH, Kelvin from FINE, Mason	UAB
22*	Pass	SMILEY, Turner from FINE, Mason	UAB
22	Pass	BUSSEY, Rico from FINE, Mason	UAB
19	Pass	GUYTON, Jalen from FINE, Mason	Lamar
19	KR	DARDEN, Jaelon	SMU
19	Pass	PIRTLE, Jason from FINE, Mason	SMU
19	Pass	SMITH, Kelvin from FINE, Mason	UAB
18	Rush	WILSON, Jeffery	Lamar
17	Rush	WILSON, Jeffery	UAB
16	Rush	WILSON, Jeffery	UAB
16	Rush	FINE, Mason	SMU
16	Pass	LAWRENCE, M. from FINE, Mason	Lamar
16	Rush	JOHNSON, Evan	Lamar
16	KR	DARDEN, Jaelon	SMU
15	Pass	SMITH, Kelvin from FINE, Mason	UAB
15	Rush	SMITH, Nic	Lamar
15	Pass	DARDEN, Jaelon from FINE, Mason	Iowa Hawkeyes
15	Rush	WILSON, Jeffery	UAB
15	Pass	SMITH, Kelvin from FINE, Mason	Lamar
15	Pass	SMILEY, Turner from FINE, Mason	Iowa Hawkeyes
15	Pass	LAWRENCE, M. from FINE, Mason	SMU
15	Pass	SMITH, Nic from FINE, Mason	Lamar

* touchdown scored on play

LONG PLAYS BY THE NUMBERS

Long Plays By Yards	No.	TD
100+	0	0
90-99	0	0
80-89	0	0
70-79	1	1
60-69	1	1
50-59	0	0
40-49	8	4
30-39	8	1
20-29	13	3

Long Plays By Type	No.	TD
Rushing	9	3
Passing	16	7
Punt returns	0	0
Kick returns	5	0
Interceptions	0	0
Fumble returns	1	0
Other	0	0
TOTAL	31	10

15-YARD PLUS BY PLAYER

Player	No.	TD	R	P	KR	PR	IR	FR
WILSON, Jeffery	10	2	10	0	0	0	0	0
DARDEN, Jaelon	6	0	0	2	4	0	0	0
GUYTON, Jalen	5	3	0	5	0	0	0	0
LAWRENCE, M.	5	2	0	5	0	0	0	0
SMILEY, Turner	5	1	0	5	0	0	0	0
SMITH, Kelvin	5	0	0	5	0	0	0	0
SMITH, Nic	4	1	3	1	0	0	0	0
JOHNSON, Evan	3	0	1	0	2	0	0	0
JACKSON, Q.	1	1	0	1	0	0	0	0
FINE, Mason	1	0	1	0	0	0	0	0
PIRTLE, Jason	1	0	0	1	0	0	0	0
BUSSEY, Rico	1	0	0	1	0	0	0	0
TAUAALO, T.J.	1	0	0	0	0	0	0	1
SHANBOUR, Quinn	1	0	1	0	0	0	0	0
HOWARD, Connor	1	0	0	0	1	0	0	0
TOTAL	50	10	16	26	7	0	0	1

LONGEST PLAYS OF THE YEAR

- Rushing
 - 62 WILSON, Jeffery vs Lamar (9/2/2017)
- Rushing Touchdown
 - 62 WILSON, Jeffery vs Lamar (9/2/2017)
- Passing
 - 72 GUYTON, Jalen from FINE, Mason vs SMU (9/9/2017)
- Passing Touchdown
 - 72 GUYTON, Jalen from FINE, Mason vs SMU (9/9/2017)
- Punt Return
 - 12 DARDEN, Jaelon vs UAB (9/23/2017)
 - 12 DARDEN, Jaelon vs SMU (9/9/2017)
- Kick Return
 - 48 JOHNSON, Evan vs UAB (9/23/2017)
- Interception Return
 - 0 MCCLAIN, K. vs UAB (9/23/2017)
 - 0 HALL, Kemon vs SMU (9/9/2017)
 - 0 LEMASTERS, W. vs Lamar (9/2/2017)
- Fumble Return
 - 27 TAUAALO, T.J. vs Iowa Hawkeyes (9/16/2017)
- Punt
 - 51 KENWORTHY, A. vs UAB (9/23/2017)
- Field Goal
 - 46 MOORE, Trevor vs SMU (9/9/2017)

2017 Participation

#	PLAYER	GP-GS	LU	SMU	IOWA	UAB
74	ANTHONY, C.	1/-	XXX
54	BARR, Creighton	3/3	START	...	START	START
7	BAULKMAN, Dee	1/-	XXX
9	BROOKS, Nate	4/4	START	START	START	START
8	BUSSEY, Rico	3/1	...	XXX	XXX	START
1A	CASON, Mitch	1/-	XXX
1E	CHUMLEY, Caleb	4/-	XXX	XXX	XXX	XXX
84	DARDEN, Jaelon	4/-	XXX	XXX	XXX	XXX
51	DAVIS, Jake	1/-	XXX
2A	DAVIS, Tyreke	4/-	XXX	XXX	XXX	XXX
89	DUHON, Kam	3/-	XXX	XXX	XXX	...
29	DURHAM, Nate	3/-	XXX	XXX	XXX	...
22	EJIYA, E.J.	4/4	START	START	START	START
14	FERNANDES, C.	4/-	XXX	XXX	XXX	XXX
6	FINE, Mason	4/4	START	START	START	START
99	FLUSCHE, Andy	4/3	XXX	START	START	START
37	GARNER, Brandon	4/4	START	START	START	START
73	GUNTER, Garrett	1/-	XXX
01	GUYTON, Jalen	4/4	START	START	START	START
82	HAIR-GRIFFIN, D	3/-	XXX	XXX	...	XXX
16	HALL, Kemom	4/4	START	START	START	START
50	HAMILTON, L.	4/3	XXX	START	START	START
53	HENSON, T.J.	3/3	...	START	START	START
46	HOSLEY, C.	4/-	XXX	XXX	XXX	XXX
1H	HOWARD, Connor	1/-	XXX
13	JACKSON, Q.	3/-	XXX	...	XXX	XXX
2	JENKINS, Eric	4/-	XXX	XXX	XXX	XXX
11	JOHNSON, Cam	4/-	XXX	XXX	XXX	XXX
26	JOHNSON, Evan	4/-	XXX	XXX	XXX	XXX
90	JOHNSON, Ti.	1/1	START
36	KENWORTHY, A.	4/-	XXX	XXX	XXX	XXX
96	KRASNIQI, Tony	3/-	XXX	XXX	...	XXX
32	LAWRENCE, M.	4/4	START	START	START	START
20	LEMASTERS, W.	2/-	XXX	XXX
4D	MAKI, Cannon	1/-	XXX
42	MANN, Corey	3/-	XXX	XXX	XXX	...
79	MAYFIELD, Riley	4/4	START	START	START	START
0F	MCCLAIN, K.	4/4	START	START	START	START
41	MCDONALD, C.	4/3	START	START	START	XXX
23	MEANS, Connor	4/-	XXX	XXX	XXX	XXX
39	MOORE, Jameel	2/-	XXX	XXX
44	MOORE, Sid	4/1	START	XXX	XXX	XXX
30	MOORE, Trevor	4/-	XXX	XXX	XXX	XXX
60	MOSE, Sosaia	3/2	START	START	...	XXX
4	MUHAMMAD, K.	4/4	START	START	START	START
68	MUNDEN, Chett	1/-	XXX
71	MURRAY, Jordan	4/4	START	START	START	START
17	OZOUGWU, Joe	3/-	XXX	...	XXX	XXX
52	PAHINUI, Jevin	1/-	XXX
9C	PATTERSON, B.	1/-	XXX
88	PIRTLE, Jason	3/-	...	XXX	XXX	XXX
27	PRESTON, Ashton	4/3	START	START	XXX	START
24	ROBINSON, T.	4/-	XXX	XXX	XXX	XXX
0B	RUTHERFORD, O.	1/-	XXX
31	SANDERS, Makyle	2/-	XXX	XXX
19	SHANBOUR, Quinn	4/-	XXX	XXX	XXX	XXX
1	SMILEY, Turner	4/3	START	START	START	XXX
87	SMITH, Kelvin	4/4	START	START	START	START
21	SMITH, Nic	4/-	XXX	XXX	XXX	XXX
9A	STRAUBMUELLER, K	1/-	XXX
15	TAUAALO, T.J.	4/-	XXX	XXX	XXX	XXX
78	THOMAS, Jalen	3/-	XXX	...	XXX	XXX
2F	THORNTON, Chris	1/-	XXX
25	TUCKER, Andrew	4/-	XXX	XXX	XXX	XXX
11	UMEAKUANA, N.	3/-	XXX	XXX	XXX	...
18	WHEELER, Joshua	3/2	...	XXX	START	START
3	WILSON, Jeffery	4/4	START	START	START	START
77	WOODWORTH, Elex	4/4	START	START	START	START
49	YOUNG, Roderick	4/4	START	START	START	START