



# North Texas Football

Assistant Athletic Director of Communications (Football contact): Jordan Stepp  
 Phone: (805) 551-8648 • Email: jordan.stepp@unt.edu

Website: MeanGreenSports.com • Facebook: Facebook.com/MeanGreenFB • Twitter: @MeanGreenFB • Instagram: @MeanGreenFB • #GMG • #NewDenton

## 2017 SCHEDULE

Overall: 1-2 • C-USA: 0-0

DATE	OPPONENT	TIME/RESULT
9/2	vs. Lamar ~	W, 59-14
9/9	at SMU ~	L, 54-32
9/16	at Iowa ~	L, 31-14
9/23	vs. UAB*~	5:30 p.m.
9/30	at Southern Miss*~	6 p.m.
10/14	vs. UTSA*~	5:30 p.m.
10/21	at Florida Atlantic*~	TBD
10/28	vs. Old Dominion*~	5:30 p.m.
11/4	at Louisiana Tech*~	2:30 p.m.
11/11	vs. UTEP*~	4 p.m.
11/18	vs. Army~	5:30 p.m.
11/25	at Rice*~	12 p.m.

\*Denotes Conference USA Contest, ~ Mean Green Sports Network (radio). All Game Times Listed in CT and are subject to change

## By The Numbers

### 35.0

Through three games, the Mean Green are averaging 35.0 points per game, which leads C-USA. North Texas averaged 24.8 ppg last season, which was a jump of 9.6 from 2015 prior to Seth Littrell's arrival in Denton

### 7.9

Senior RB Jeffery Wilson averaged 7.9 yards per carry last week at Iowa, carrying 12 times for 95 yards and a touchdown

### 3

Redshirt sophomore WR Jalen Guyton caught his third touchdown of the season last week at Iowa, which leads the team. Three would have led the team in 2016 as well, as six players tied for the lead with two.

### 112

Junior K Trevor Moore has made 112 consecutive extra points heading into week four, which is a school record

@MeanGreenFB



## North Texas

MEAN GREEN (1-2, 0-0 C-USA)



North Texas (1-2, 0-0 C-USA) returns home to open Conference USA play against UAB (2-1, 0-0 C-USA) Saturday at 5:30 p.m. at Apogee Stadium in Denton. The Mean Green hung with Iowa, but ultimately fell 31-14 in Iowa City last week, while UAB knocked off Coastal Carolina 30-23 from Birmingham to pick up the Blazers' second win of the season.

Saturday's game will be broadcast live on beIN Sports by Mike Gleason (pxp), Donovan McNabb (analyst) and Michelle Gingras (field analyst) as well as on the radio on the Mean Green Sports Network with Dave Barnett (pxp) and Hank Dickenson (analyst).

## North Texas vs. UAB

Date Sat., Sept. 23 | 5:30 p.m. CT  
 Venue ..... Apogee Stadium  
 Location..... Denton, Texas  
 Live Stats MeanGreenSports.com  
 Live Tweets ..... @MeanGreenFB  
 TV ..... beIN Sport  
 Radio ..... KHYI 95.3 FM  
 ..... KNTU 88.1 FM  
 ..... KGAF 1580 AM  
 Series ..... UAB leads 2-0  
 Last Meeting ..UAB 56, North Texas 21, in Birmingham, Alabama on 10/25/14

## UAB

BLAZERS (2-1, 0-0 C-USA)



## North Texas' Top Storylines, Streaks & Trends

### Next Up

The Mean Green head to Hattiesburg, Mississippi, for a Conference USA match up with Southern Miss next Saturday, Sept. 30. That game kicks off at 6 p.m. CT and will be broadcast live on the Mean Green Sports Network.

### Rushing Ahead

North Texas had some success running the football against the Iowa Hawkeyes last week, posting 112 yards on the ground, 95 of which came from senior Jeffery Wilson (Elkhart, Texas).

\* The Mean Green are averaging 5.9 yards per carry, which ranks 13th nationally.

\* North Texas is averaging 205.3 yards per game, which ranks second in Conference USA only to this week's opponent, UAB (254.7). North Texas is 36th in the country.

### Creeping Up on 500

The Mean Green remain in search of their 500th victory in program history. They picked up win no. 499 in week one against Lamar. With a win Saturday against UAB,

they would pick up No. 500 as a program.

### First Downs

North Texas has posted 70 first downs over the first three weeks, which ranks the best in Conference USA and 32nd nationally.

\* The Mean Green had 17 first downs last week at Iowa.

### Score!

The Mean Green are averaging 35.0 points per game through three weeks, which leads Conference USA.

\* North Texas averaged 24.8 ppg in 2016.

\* The Mean Green made a 9.6 ppg jump in 2016, head coach Seth Littrell's first in Denton.

### Explosive Plays

The Mean Green had four plays of 15-yards or more last week at Iowa.

\* One of those went for touchdown (41 yard run by Jeffery Wilson).

**Wilson's Success Drives Mean Green**

Mean Green senior running back Jeffery Wilson (Elkhart, Texas), Conference USA's week one Player of the Week, carried 12 times for 95 yards with one touchdown last week at Iowa, averaging 7.9 yards per carry.

\* Wilson is second in C-USA in rushing with 307 yards (25th in the country) and is tied for fifth nationally in rushing touchdowns (five), which is tied for the lead in C-USA.

\* His 8.3 yards per carry ranks seventh-best in the nation and first in C-USA.

\* Wilson has rushed for 2,297 yards in his career, which places him in sixth place in school history, after passing Bernard Jackson (2,256 from 1978-80) last week at Iowa.

\* Wilson is only 120 yards from Kevin Galbreath's (2001-02) fifth spot.

\* Wilson is sixth in school history in rushing touchdowns (21) and is five behind Ken Bahnsen (1950-52) for fifth.

\* Wilson also has the second-most receptions on the team with nine, for 31 yards.

\* Last season Wilson finished with 169 carries for 936 yards and 14 touchdowns, which were career high for a single season in just 11 games.

**Mason More Than Fine**

Sophomore quarterback Mason Fine (Locust Grove, Oklahoma) completed 16-of-26 passes for 167 yards last week at Iowa. Fine has completed 63-of-94 passes (67.0 percent) for 815 yards with six touchdowns and three interceptions.

\* Fine leads Conference USA in passing yards (815) and passing yards per game (271.7).

\* He has twice thrown for three touchdowns in a game this year (each of the first two weeks, vs. Lamar and at SMU).

\* Fine's six touchdown passes through three weeks of play equal his output from 10 games last season. They also rank second-best in Conference USA.

\* His 154.5 pass efficiency rating is also second-best in the conference.

\* Fine's 815 passing yards through three

games make up 51.8 percent of his passing yardage from 2016 (10 games played).

\* Fine's 424-yard performance two weeks ago at SMU was the sixth-best in program history and the best since Giovanni Vizza threw for 478 against Navy in 2007. Fine is one of eight players in Mean Green history to have thrown for 400 yards or more.

- 1. Daniel Meager vs. SMU, 2007 601
- 2. Steve Ramsey vs. La.-Lafayette, 1969 495
- 3. Mitch Maher vs. SFA, 1994 486
- 4. Giovanni Vizza vs. Navy, 2007 478
- 5. Steve Ramsey vs. Cincinnati, 1968 433
- 6. Mason Fine at SMU, 2017 424**

\* Fine has seven 200-yard passing games in his career, which ties for seventh-most in school history with Scott Hall (2000-04) and Riley Dodge (2008-10).

\* Fine's 61.4 career completion percentage ranks third in school history for players with a minimum of 200 completions (Fine has 218).

- 1. Riley Dodge (311-481), 2008-10 64.7
- 2. Jordan Case (218-354), 1977-79 61.6
- 3. Mason Fine (218-355), 2016-17 61.4**

\* His career passing efficiency rating of 124.54 ranks fifth in program history.

- 1. Scott Hall, 2000-04 132.26
- 2. Mitch Maher, 1991-94 128.56
- 3. Scott Davis, 1987-90 126.44
- 4. Derek Thompson, 2009-13 126.27
- 5. Riley Dodge, 2008-10 125.71
- 6. Mason Fine, 2016-17 124.54**

**McClain Leads Mean Green Defense**

A preseason All-Conference USA selection for the second consecutive year, senior safety Kishawn McClain (Rosenberg, Texas) garnered second team All-Conference honors in 2016 in Conference USA. For the second straight season, McClain led the team in tackles with 91 (67 solo) to go along with one-and-a-half sacks, five tackles for loss, three interceptions, two forced fumbles and three pass break-ups in 13 appearances.

\* McClain recorded a season-high six tackles last week at Iowa and has a total of 14 stops (0.5 for a loss) and a pass break-up in 2017.

\* McClain had double-digit tackles four different times in 2016.

**Moore, Moore, Moore**

Senior kicker Trevor Moore holds the school record for most consecutive made extra points. The Edmond, Oklahoma, native pushed his school record to 112 straight made PATs after going 2-for-2 last week at Iowa. Moore has never missed an extra point attempt in his career. Moore broke the record of 61 that was previously held by Keith Chapman (1987-89) last season.

\* Moore holds the school record for career field goal percentage (74.5 percent).

\* He also holds the program record for field goal percentage in a season (88.2 percent in 2014).

\* Moore sits atop seven statistical categories in school history. In addition to field goal percentage in a single season and career and most consecutive extra points made, Moore also is the leader in extra point percentage in a single season and career (100 percent), extra points made in a single game (11 against Nicholls in 2014) and field goals made in a single game (five against SMU in 2014).

\* Moore ranks in the top three in four other North Texas statistical categories, and is fourth among active Football Bowl Subdivision kickers in consecutive extra points made. The senior aims to wrap his career as the most decorated kicker in school history. His 112 extra points made are second all-time to Nick Bazaldua's (2002-05) 121.

**Most Consecutive Extra Points Made (active NCAA FBS kickers)**

- 1. Daniel Carlson, Sr., Auburn – 149
- 2. Aaron Medley, Sr., Tennessee – 130
- 3. Sean Nurenberger, Sr., Ohio State – 117
- 4. Trevor Moore, Sr., North Texas – 112**

**Big-Play J-G**

Redshirt sophomore wide receiver Jalen Guyton (Allen) caught one pass for 13 yards last week at Iowa, but he made that one count. He caught a 13-yard strike from Quinn Shanbour (Oklahoma City), Guyton's third touchdown catch of the season.

\* Guyton leads the team in receiving yards with 185 on eight catches (23.1 yards per catch) and has three touchdowns.

\* Guyton's three receiving touchdowns through three games would have been the highest touchdown total for a Mean Green

**MEDIA AVAILABILITY FOR WEEK 4**

18	19	20	21	22	23	24
No Media Availability	Practice at Athletic Center 8:55 a.m.  Seth Littrell Press Conference 11:30 a.m.  Team Meeting Room, Ground floor of Athletic Center  Only day for player availability immediately following press conference	Practice at Athletic Center  Seth Littrell available for out of town media  No player availability	Walk through at Athletic Center  No player availability	Practice at Athletic Center  No player availability	Kickoff vs. UAB at 5:30 p.m. CT	Player Conditioning at the Athletic Center

**NORTH TEXAS MEDIA SERVICES**

**Who to contact:**

**Jordan Stepp:** 940-369-8329 (Office)  
805-551-8648 (Cell)  
E-mail: jordan.stepp@unt.edu

**Eric Capper:** 940-565-2476 (Office)  
940-367-0727 (Cell)  
E-mail: eric.capper@unt.edu

**Practice Coverage**

Media has limited access to North Texas football practice. The media may view the first 20 minutes of practices on Tuesday and Wednesday. The remaining practice is closed to all media and fans.

**Credentials For Media**

Those wishing to cover North Texas must contact Jordan Stepp for credentials for home and away games.

**Tuesday Press Conference**

Head coach Seth Littrell's weekly media availability for local media will be conducted at a press conference on Tuesday in the Team Meeting Room on the bottom floor of the Athletic Center following practice around 11:30 a.m.

**Post-Practice Interviews**

Interviews following practice on Tuesday will be conducted only for requested players. **Requests for players should be made in advance through the athletic communications office by Monday at 12 p.m.** Special exemptions may be granted to those media wishing to interview a specific student-athlete before practice or on a different day at the discretion of the athletic communications office.

All out of town media with requests for Coach Littrell, assistant coaches or players must contact Jordan Stepp.

**Post-Game Interviews**

The North Texas locker room is closed to all members of the media. Head coach Seth Littrell and requested players will be available for interviews following a brief cooling off period. Postgame interviews at Apogee Stadium will be held in the team meeting room in the Athletic Center.



COLLEGEPRESSBOX.COM IS THE OFFICIAL MEDIA WEBSITE FOR DIVISION I FOOTBALL. ACCESS AND DOWNLOAD WEEKLY GAME NOTES, QUOTES, STATISTICS, MEDIA GUIDES, HEADSHOTS, LOGOS AND MORE FOR EACH CONFERENCE AND ITS MEMBER SCHOOLS. LOGIN INFORMATION WILL BE DISTRIBUTED TO ACCREDITED MEDIA OR YOU CAN APPLY FOR A PASSWORD BY SENDING AN E-MAIL TO PASSWORD@COLLEGEPRESSBOX.COM.

receiver in 2016 (six players tied for the team lead with two).

\* Guyton began his career at Notre Dame before transferring to Trinity Valley Community College.

\* Guyton caught 45 passes for 968 yards and 12 touchdowns in 2016 at Trinity Valley.

**Darden Is A Factor**

Freshman Jaelon Darden (Houston) caught three passes for 30 yards last week at Iowa, continuing to be a factor offensively for the Mean Green.

\* In addition to featuring in the slot offensively, Darden also sees time returning both kickoffs and punts.

\* Darden has eight catches (tied for third-most on the team) for 97 yards and a touchdown.

**#TheStandard**

Sophomore wide receiver Michael Lawrence (Sweetwater, Texas) caught just two passes for 19 yards last week at Iowa, but remains the team-leader in receptions with 13, for 179 yards and a touchdown (13.8 yards per catch).

\* He caught just one pass for 16 yards as a freshman last year.

**Shanbour's First**

Redshirt junior quarterback Quinn Shanbour (Oklahoma City) threw his first career touchdown pass last week in Iowa. He connected with Jalen Guyton (Allen) on a 13-yard strike with 11 seconds to play in the half to put the Mean Green ahead 14-10.

\* Shanbour came on in relief of Mason Fine (Locust Grove, Oklahoma), who left briefly with an injury late in the first half last week

**NORTH TEXAS QUICK FACTS**

LOCATION .....	DENTON, TEXAS
FOUNDED .....	1890
PRESIDENT .....	DR. NEAL SMATRESK
ENROLLMENT .....	38,121
FOUNDED .....	1890
ATHLETIC DIRECTOR .....	WREN BAKER
NICKNAME .....	MEAN GREEN
COLORS.....	GREEN AND WHITE
HOME FIELD.....	APOGEE STADIUM
CAPACITY .....	30,850
SURFACE .....	ARTIFICIAL
FIRST YEAR OF FOOTBALL.....	1913
YEARS OF FOOTBALL.....	103
CONFERENCE.....	CONFERENCE USA
HEAD COACH.....	SETH LITRELL
OVERALL RECORD .....	6-10 (2ND SEASON)
RECORD AT NORTH TEXAS .....	6-10 (2ND SEASON)
PRIMARY OFFENSE .....	SPREAD
PRIMARY DEFENSE.....	MULTIPLE

**MEAN GREEN TEAM RECORD**

OVERALL.....	499-499-33
HOME .....	268-149-12
AWAY .....	228-343-21
NEUTRAL .....	3-6
SINCE DIV. I-A (1995) .....	87-174
APOGEE STADIUM RECORD .....	21-14

**VERSUS OTHER FBS CONFERENCES**

AAC .....	1-2
ACC .....	0-4
BIG EAST .....	0-1
BIG 12 .....	7-58
BIG 10 .....	1-3
CONFERENCE USA .....	45-69-1
INDEPENDENT.....	3-4
MID-AMERICAN.....	3-5
MOUNTAIN WEST .....	7-15
PAC-12.....	2-4
SEC.....	3-37
SUN BELT.....	41-46
WAC.....	34-75-2

**CURRENT TEAM STREAKS**

WINS .....	0
HOME WINS.....	2
AWAY WINS.....	0
C-USA WINS .....	0
LOSSES .....	2
HOME LOSSES.....	0
AWAY LOSSES.....	5
NON-CONFERENCE WINS .....	0
NON-CONFERENCE LOSSES .....	2

**THE MEAN GREEN**

ALL NORTH TEXAS ATHLETIC TEAMS ARE REFERRED TO AS "NORTH TEXAS" AND THE "MEAN GREEN." DO NOT USE THE TERMS "NORTH TEXAS STATE," OR "EAGLES", TO DESCRIBE A NORTH TEXAS ATHLETIC TEAM.

**MEAN GREEN'S RECORD IN 2017 WHEN:**

LEADING AT THE HALF.....	1-1
TRAILING AT THE HALF.....	0-1
TIED AT THE HALF.....	0-0
LEADING AFTER THREE QUARTERS.....	1-0
TRAILING AFTER THREE QUARTERS.....	0-2
TIED AFTER THREE QUARTERS.....	0-0
SCORING FIRST.....	1-2
OPPONENT SCORES FIRST.....	0-0
RUNNING MORE PLAYS THAN OPPONENT..	1-0
OPPONENT RUNS MORE PLAYS.....	0-2
SAME NUMBER OF PLAYS.....	0-0
COMMITTING MORE TURNOVERS.....	0-1
COMMITTING LESS TURNOVERS.....	1-0
TURNOVERS ARE EVEN.....	0-1
COMMITTING AT LEAST TWO TURNOVERS..	0-2
WINNING TIME OF POSSESSION.....	1-1
OPPONENT WINS TIME OF POSSESSION....	0-1
RUNNING 70 OR MORE OFF. PLAYS.....	1-1
RUNNING LESS THAN 70 OFF. PLAYS.....	0-1
RUSHING FOR 150 YARDS OR MORE.....	1-0
RUSHING FOR LESS THAN 150 YARDS.....	0-2
PASSING FOR 200 YARDS OR MORE.....	1-1
PASSING FOR LESS THAN 200 YARDS.....	0-1
PASSING % IS OVER 55%.....	1-2
PASSING % IS LESS THAN 55%.....	0-0
THIRD DOWN CONV. IS OVER 40%.....	0-0
THIRD DOWN CONV. IS LESS THAN 40%....	1-1
THIRD DOWN CONV. IS 40%.....	0-1
GAINING MORE TOTAL YARDS THAN OPP. ..	1-0
GAINING LESS TOTAL YARDS THAN OPP.....	0-1
PLAYING AT HOME.....	1-0
PLAYING ON THE ROAD.....	0-2
PLAYING ON NATURAL GRASS.....	0-0
PLAYING ON ARTIFICIAL SURFACE.....	1-2

**UNDER HEAD COACH SETH LITRELL:**

LEADING AT THE HALF.....	5-1
TRAILING AT THE HALF.....	1-9
TIED AT THE HALF.....	0-0
LEADING AFTER THREE QUARTERS.....	5-0
TRAILING AFTER THREE QUARTERS.....	0-10
SCORING FIRST.....	3-3
OPPONENT SCORES FIRST.....	3-7
RUNNING MORE PLAYS THAN OPPONENT..	3-3
OPPONENT RUNS MORE PLAYS.....	3-7
SAME NUMBER OF PLAYS.....	0-0
COMMITTING MORE TURNOVERS.....	1-5
WINNING TURNOVER MARGIN.....	4-2
TURNOVERS ARE EVEN.....	1-3
COMMITTING AT LEAST TWO TURNOVERS..	2-6
WINNING TIME OF POSSESSION.....	3-2
OPPONENT WINS TIME OF POSSESSION....	3-8
RUNNING 70 OR MORE OFF. PLAYS.....	4-4
RUNNING LESS THAN 70 OFF. PLAYS.....	2-6
RUSHING FOR 150 YARDS OR MORE.....	5-1
RUSHING FOR LESS THAN 150 YARDS.....	1-9
RUSHING FOR 200 YARDS OR MORE.....	4-0
PASSING FOR 200 YARDS OR MORE.....	4-6
PASSING FOR LESS THAN 200 YARDS.....	2-4
PASSING % IS OVER 55%.....	3-7
PASSING % IS LESS THAN 55%.....	3-3
THIRD DOWN CONV. IS OVER 40%.....	2-3
THIRD DOWN CONV. IS LESS THAN 40%....	3-5
THIRD DOWN CONV. IS 40%.....	1-2
SCORING 20 POINTS OR MORE.....	6-5
SCORING 30 POINTS OR MORE.....	5-2
SCORING 40 POINTS OR MORE.....	3-0
HOLDING OPP. TO 10 POINTS OR LESS.....	0-0
HOLDING OPP. TO 20 POINTS OR LESS.....	3-0
GAINING MORE TOTAL YARDS THAN OPP. ..	3-1
GAINING LESS TOTAL YARDS THAN OPP. ....	3-8
PLAY AT HOME.....	4-3
PLAYING ON THE ROAD.....	2-6
NEUTRAL SITE.....	0-1

at Iowa.

\* Shanbour completed 2-of-2 passes for 26 yards and also rushed once for a 12-yard gain on his first snap.

**Muhammad Makes His Mark**

Sophomore safety Khairi Muhammad (Dallas) made a career-high 13 tackles last week at Iowa (0.5 for a loss).

\* Muhammad leads the team in tackles with 26 total tackles (16 solo) with a sack, two tackles for loss, a forced and recovered fumble.

\* Those 26 tackles are tied for eighth-best in Conference USA.

**Smiley Makes Plays In The Passing Game**

Senior receiver Turner Smiley (Frisco) was held without a catch in week one, but for the second straight week made four grabs, this time for 74 yards last week at Iowa.

\* Smiley caught a 41-yard pass from sophomore quarterback Mason Fine (Locust Grove, Oklahoma) in the second quarter.

\* Smiley has eight catches (tied for third-most on the team) for 158 yards (19.8 per catch).

\* Smiley was the team's leading returning receiver from 2016, after catching 33 passes for 389 yards and two scores (tied for the team lead).

**McDonald's Double Digit Day**

Senior linebacker Colton McDonald (Haslet, Texas) posted a career-high 10 tackles (seven solo), one of which was for loss, at Iowa last week. McDonald's previous high was five, set in week one against Lamar.

**Hall's Propensity For The Big Play**

Junior defensive back Kemon Hall made a big play for the second consecutive week, this time forcing a fumble at Iowa in the first quarter, that resulted in a touchback. Hall met Iowa's Nick Easley just before the goal line to knock the ball loose. The ball went out of the end zone, and the Mean Green took advantage, scoring on their resulting possession.

\* Hall finished with seven tackles, the forced fumble and a pass-breakup.

**Ejiya's Sack Lunch**

Redshirt junior linebacker E.J. Ejiya (Blaine, Minnesota) recorded his third sack in the last two weeks after bringing down Iowa quarterback Nathan Stanley last week. Those three sacks are the first three of Ejiya's career. He finished with seven total tackles at Iowa, with 1.5 tackles for loss and a forced fumble with two quarterback hurries.

\* Ejiya's three sacks are tied for third in Conference USA.

**Only The Young**

Junior defensive lineman Roderick Young (Spring, Texas) posted a career-high seven tackles (1.5 TFL) last week at Iowa.

\* His previous career-high was six, against Louisiana Tech last year.

**Sid Moore Continues To Impress**

Redshirt senior defensive end Sid Moore (Van, Texas) recorded five tackles and a quarterback hurry last week at Iowa, a week after he posted a career-high six tackles at SMU, with a sack and a quarterback hurry.

**Littrell's Second Year Boost**

Prior to his arrival in Denton Littrell was an offensive coordinator in three stops throughout his career. Each time his offense hit year two, there was an uptick in total offense and points per game. That is certainly the plan for the Mean Green offense, which was much improved in Littrell's first season at the helm.

\* Through three weeks of year two in Denton, Littrell's team is averaging 35.0 points per game and they hung 59 on Lamar, the most points scored under Littrell.

\* The Mean Green also posted a school-record 668 yards of total offense (436 on the ground) in week one and are averaging 488.7 yards of total offense per game (30th-best in the nation).

\* When Littrell took over as co-offensive coordinator at Arizona, the Wildcats ranked 53rd nationally in scoring at 28.2 points per game, 24th in total offense (439.4 per game) and ninth in passing yardage (307.7 per game). Year two saw the Arizona offense score 2.6 points per game more (30.8), and the team improved to the third-best team in the country in terms of passing yardage (370.8 yards per game), as well as a 37-spot improvement in total offense (465.2).

## 2017 Conference USA Standings

	CONFERENCE			OVERALL		
	W	L	PCT.	W	L	PCT.
<b>EAST</b>						
Marshall	0	0	.000	2	1	.667
Old Dominion	0	0	.000	2	1	.667
FIU	0	0	.000	1	1	.500
Florida Atlantic	0	0	.000	1	2	.333
Middle Tennessee	0	0	.000	1	2	.33
Charlotte	0	0	.000	0	3	.000
WKU	0	1	.000	1	2	.333
<b>WEST</b>						
LA Tech	1	0	.000	2	1	.667
Rice	1	0	1.000	1	2	.333
UTSA	0	0	.000	2	0	1.000
Southern Miss	0	0	.000	2	1	.667
UAB	0	0	.000	2	1	.667
<b>North Texas</b>	<b>0</b>	<b>0</b>	<b>.000</b>	<b>1</b>	<b>2</b>	<b>.333</b>
UTEP	0	1	.000	0	3	.000

\* At Indiana in 2012, the Hoosier offense finished 51st in scoring offense (30.8 points per game), 17th in passing offense (311.2) and 34th in total offense (442.0). The Hoosiers then spiked all the way up to 16th nationally in scoring (38.4 points per game), increasing their output by 7.6 points each game. The passing yards per game actually decreased in 2013, however the total offensive output increased by 66.5 yards per game, and finished ninth in the nation in that category.

\* At North Carolina the Tar Heels ranked 36th nationally in scoring offense at 33.2 points per game in 2014, while posting 429.8 yards per game of total offense (45th best in the country) and 278.4 yards per game in passing offense (27th in the nation). In 2016, the Heels improve immensely in one of the program's most successful seasons in its history. North Carolina went 11-1 before Littrell's was hired by the Mean Green on the day of the ACC Championship game. An 8.9 points per game jump (41.2 through 12 games) saw the Heels rank 11th in the country at that time. A 65.9 yards per game increase in total offense saw North Carolina leap 29 spots in the national rankings to 16th. Like his second-year squad in Bloomington, Littrell's offense saw a more balanced attack, achieving that total offensive bump with a slightly decreased production in passing yardage per game.

#### Tough Sledding

There are six teams that reached bowl games a year ago on the Mean Green's 2017 schedule; Iowa, Southern Miss, UTSA, Old Dominion, Louisiana Tech and Army.

\* After falling 31-14 at Iowa last week, the Mean Green are now 0-1 against such opponents.

#### Halftime Leads (Usually) Equal Success

North Texas is 5-1 under head coach Seth Littrell in games where they lead at halftime after failing to hold on to a 14-10 lead at Iowa last week.

\* Conversely, they are 1-9 when trailing at the break. The lone win in Littrell's tenure when trailing at the half came against Rice in 2016.

#### That's Offensive

The Mean Green remain atop the conference in total offense, averaging 488.7 yards per contest.

\* That ranks 30th nationally.

\* The Mean Green only ran 46 plays last week at Iowa and were limited to 305 yards of total offense in the loss.

#### What's The Rush?

North Texas scored one touchdown on the

ground last week at Iowa, giving the Mean Green seven in 2017. They scored 24 rushing touchdowns in 2016.

\* North Texas ranks second in Conference USA, three rushing scores behind Saturday's opponent, UAB.

\* Prior to Littrell's arrival, the Mean Green reached the end zone only seven times that way in 2015.

#### Spreading It Around

North Texas quarterbacks Mason Fine (Locust Grove, Oklahoma) and Quinn Shanbour (Oklahoma City) spread the ball around last week at Iowa. The pair completed passes to nine different receivers.

#### Sack City

The Mean Green recorded one sack last week at Iowa, giving them six on the season, after posting 26 a year ago.

\* Redshirt junior linebacker E.J. Ejiya (Blaine, Minnesota) recorded his third sack of the season last week when he brought down Iowa quarterback Nathan Stanley, forcing a fumble, in the second quarter.

#### Third Down Woes

North Texas has struggled in 2017 on third downs on both sides of the ball. They were 0-for-6 offensively and surrendered 11-of-18 defensively (61.1 percent) last week at Iowa.

\* Offensively, North Texas is just 9-for-32 (28.1 percent) on third downs. That ranks 11th in Conference USA and 119th nationally.

\* Defensively, opponents have converted 24-of-54 third downs (44.4 percent), which ranks 10th in C-USA and 100th nationally.

\* The Mean Green also struggled on fourth downs last week at Iowa, as the Hawkeyes converted 4-of-5 (80 percent) of their attempts. That included a key 23-yard touchdown on 4th-and-5 in the third quarter that put Iowa on top for good, at 17-14.

\* North Texas opponents have converted on 7-of-10 fourth down tries this season (70 percent).

### Penalties Hurt

North Texas is ranked 105th nationally in penalties after committing 13 for 119 yards last week at Iowa. Heading into that game, the Mean Green had committed 12 penalties over the first two games.

### Harrell Moves Upstairs

Offensive coordinator Graham Harrell has transitioned from an on-field position up into the press box for his second year in charge of the Mean Green offense.

### What's In A (Nick) Name?

A trio of defensive players in Denton have some pretty interesting nicknames. Redshirt junior defensive tackle Ulaiasi Tauaalo (Keller, Texas) is affectionately known as Toala Bear, sophomore defensive lineman LaDarius Hamilton (Corrigan, Texas) goes by Hambone and senior linebacker Joshua Wheeler (Grand Prairie, Texas) is nicknamed Earl.

### Texas-Made

There are currently 91 players on the North Texas roster who are from the state of Texas. 29 players are not from the Lone Star State, and the next highest representation comes from the north in Oklahoma, with eight.

### Leadership Council

The Mean Green selected 12 members to their 2017 leadership council ahead of fall camp and the members are:

Sr. S Kishawn McClain (Rosenberg, Texas)  
Sr. DB Dee Baukman (Bainbridge, Georgia)  
Soph. DE LaDarius Hamilton (Corrigan,

Texas)  
Jr. DL Roderick Young (Spring, Texas)  
RS Sr. DE Andy Flusche (Muenster, Texas)  
Sr. DE Tillman Johnson (Round Rock, Texas)  
Sr. K Trevor Moore (Edmond, Oklahoma)  
Jr. OL Jordan Murray (Coppell, Texas)  
RS Soph. RB Christian Hosley (San Antonio)  
Sr. RB Jeffery Wilson (Elkhart, Texas)  
RS Jr. QB Quinn Shanbour (Oklahoma City)  
RS Soph. WR Jalen Guyton (Allen, Texas)

### New Faces/Enhanced Roles On Coaching Staff

North Texas had some attrition on the coaching staff following their successful 2016 season, as three were hired away by schools in the power five conferences. Key staff changes and additions for 2017 are listed below:

**Defensive coordinator** – Troy Reffett (was co-defensive coordinator in 2016)

**Offensive line coach** – Chuck Langston (was offensive coordinator at Lamar in 2016)

**Linebackers coach** – Jeff Koonz (was co-defensive coordinator/linebacker coach at Cincinnati in 2016)

**Defensive line coach** – Marc Yellock (was defensive line coach at East Carolina in 2015)

**Special Teams coordinator** – Marty Biagi (was special teams analyst at Notre Dame in 2016)

**Quality Control** – Tashard Choice (volunteer with the Mean Green in 2016)

**GA (defense)** – Kenny Buyers (played for the Mean Green from 2012-16)

**GA (offense)** – Herschel Sims (volunteer with the Mean Green in 2016)

**GA (offense)** – J.D. Perkins (intern/analyst with North Carolina in 2016)

### Awards Watch

**Paycom Jim Thorpe Award** – Senior safety Kishawn McClain is on the 2017 watch list for the Thorpe Award, presented to the best defensive back in the country.

**Wuerffel Award** – Redshirt senior defensive end Andy Flusche is on the 2017 watch list for the Wuerffel Award, presented to the Football Bowl Subdivision player that best combines exemplary community service with athletic and academic achievement.

**NFF National Scholar Athlete Award** – Flusche is also on the watch list for the NFF National Scholar Athlete Award. The NFF Awards Committee will select a scholar-athlete class from all divisions of football,

granting each winner \$18,000 towards postgraduate studies. Each class member will also be named a finalist for the prestigious William V. Campbell Trophy®, awarded to the nation's top scholar-athlete.

**Earl Campbell Tyler Rose Award** – Senior running back Jeffery Wilson is on the 2017 watch list for the Earl Campbell Tyler Rose Award, presented annually to the nation's outstanding Division I college offensive player who is either born in Texas, has graduated from a Texas high school or plays at a Texas-based junior college or four-year college. The player must also exhibit the enduring characteristics that define Earl Campbell, including integrity, performance, teamwork, sportsmanship, community, and tenacity. The award honors the legacy of Texas legend Earl Campbell and recognizes his home community of Tyler, Texas.

### Tech Ties

Wide receivers coach Joel Filani was teammates at Texas Tech with North Texas offensive coordinator and former Red Raider quarterback Graham Harrell for two seasons. During their two years together, Mean Green head coach Seth Littrell was the running backs coach in Lubbock.

### #NFLMeanGreen

There are currently three former Mean Green players on National Football rosters; linebacker Craig Robertson (New Orleans Saints), fullback Jamize Olawale (Oakland Raiders) and running back Lance Dunbar (Los Angeles Rams). Be sure to follow along with their progress throughout the NFL regular season with weekly updates from MeanGreenSports.com each Tuesday.

### Follow @MeanGreenFB On Social Media

Be sure to follow Mean Green football on all of our social channels. Follow @MeanGreenFB on both Twitter and Instagram for inside looks at the program, and head to Facebook.com/MeanGreenFB for additional coverage throughout the remainder of the year.

# JEFFERY WILSON



2017: **37 ATT, 307 YDS, 8.3 YPC, 5 TDs**

2,297 TOTAL RUSH YDS: **6th IN UNT HISTORY**

21 TOTAL RUSH TDs: **6th IN UNT HISTORY**

**#NewDenton**

## The Last Time North Texas...

### Scoring

Scored 30 or more points .....	32 at SMU (9/9/17)
Scored 40 or more points .....	59 vs. Lamar (9/2/17)
Scored 50 or more points .....	59 vs. Lamar (9/2/17)
Scored 60 or more points .....	77 vs. Nicholls (9/20/14)

### Total Offense

Had more than 400 total yards .....	493 at SMU (9/9/17)
Had more than 450 total yards .....	668 vs. Lamar (9/2/17)
Had more than 500 total yards .....	668 vs. Lamar (9/2/17)
Had more than 600 total yards .....	668 vs. Lamar (9/2/17)

### Rushing Offense

Rushed for 150 or more yards.....	436 vs. Lamar (9/2/17)
Rushed for 200 or more yards.....	436 vs. Lamar (9/2/17)
Rushed for 250 or more yards.....	436 vs. Lamar (9/2/17)
Rushed for 300 or more yards.....	436 vs. Lamar (9/2/17)
Rushed for 400 or more yards.....	436 vs. Lamar (9/2/17)

### Passing Offense

Passed for 250 or more yards.....	424 at SMU (9/9/17)
Passed for 300 or more yards.....	424 at SMU (9/9/17)
Passed for 350 or more yards.....	424 at SMU (9/9/17)
Passed for 400 or more yards.....	424 at SMU (9/9/17)
Passed for 500 or more yards.....	601 at SMU (9/8/07)

### Scoring Defense

Allowed 0 points .....	0 vs. Troy (10/30/03)
Allowed 3 or fewer points.....	3 vs. Nicholls (9/20/14)
Allowed 7 or fewer points.....	6 vs. SMU (9/6/14)
Allowed 10 or fewer points.....	10 vs. Florida Atlantic (11/9/14)

### Total Defense

Allowed fewer than 75 total yards .....	49 vs. Lamar (11/5/83)
Allowed fewer than 100 total yards .....	95 vs. Abilene Christian (9/5/92)
Allowed fewer than 150 total yards .....	147 vs. FIU (11/22/14)
Allowed fewer than 200 total yards .....	147 vs. FIU (11/22/14)
Allowed fewer than 250 total yards .....	147 vs. FIU (11/22/14)
Allowed fewer than 300 total yards .....	266 vs. Lamar (9/2/17)

### Rushing Defense

Allowed 0 or fewer yards.....	-6 vs. Abilene Christian (9/5/92)
Allowed 20 or fewer yards.....	13 vs. Marshall (10/8/16)
Allowed 40 or fewer yards.....	13 vs. Marshall (10/8/16)
Allowed 60 or fewer yards.....	13 vs. Marshall (10/8/16)
Allowed 80 or fewer yards.....	13 vs. Marshall (10/8/16)
Allowed 100 or fewer yards.....	99 vs. SMU (9/9/17)

### Passing Defense

Allowed 10 or fewer yards.....	7 vs. Abilene Christian (9/1/94)
Allowed 30 or fewer yards.....	27 vs. Nicholls (9/7/02)
Allowed 50 or fewer yards.....	45 vs. Army (9/18/10)
Allowed 100 or fewer yards.....	53 vs. Army (12/27/16)
Allowed 150 or fewer yards.....	53 vs. Army (12/27/16)
Allowed 200 or fewer yards.....	197 at Iowa (9/16/17)

### Miscellaneous Team

UNT wins when holding opponents to 10 points or less .....	37 consecutive, last loss at Marshall 7-0 (11/25/88)
UNT wins when scoring 30 points or more .....	22, last win vs. Lamar (9/2/17)
Last shutout win.....	21-0 vs. Troy (10/30/03)



## The Last Time North Texas...

### Individual Rushing

Had a player rush for 100 or more yards .....	176 by Jeffery Wilson, 101 by Nic Smith vs. Lamar (9/2/17)
Had 2 players rush for 100 or more yards.....	176 by Jeffery Wilson, 101 by Nic Smith vs. Lamar (9/2/17)
Had a player rush for 150 or more yards.....	176 by Jeffery Wilson vs. Lamar (9/2/17)
Had a player rush for 200 or more yards .....	251 by Brandin Byrd at Tulsa (11/30/13)
Had a player rush for 250 or more yards .....	251 by Brandin Byrd at Tulsa (11/30/13)
Had a player rush for 300 or more yards .....	313 by Lance Dunbar vs. MTSU (12/3/11)
Had a player rush for 2 or more TDs .....	3 by Jeffery Wilson vs. Lamar (9/2/17)
Had a player rush for 3 or more TDs .....	3 by Jeffery Wilson vs. Lamar (9/2/17)
Had a player rush for 4 or more TDs .....	4 by Lance Dunbar vs. MTSU (12/3/11)
Had a player rush for 5 or more TDs .....	Never

### Individual Passing

Had a player pass for 200 or more yards .....	424 by Mason Fine at SMU (9/9/17)
Had a player pass for 250 or more yards .....	424 by Mason Fine at SMU (9/9/17)
Had a player pass for 300 or more yards .....	424 by Mason Fine at SMU (9/9/17)
Had a player pass for 400 or more yards .....	424 by Mason Fine at SMU (9/9/17)
Had a player pass for 500 or more yards .....	601 by Daniel Meager at SMU (9/8/07)
Had a player pass for 2 or more TDs.....	3 by Mason Fine at SMU (9/9/17)
Had a player pass for 3 or more TDs .....	3 by Mason Fine at SMU (9/9/17)
Had a player pass for 4 or more TDs .....	4 by DaMarcus Smith vs. WKU (10/15/15)
Had a player pass for 5 or more TDs .....	8 by Giovanni Vizza vs. Navy (11/10/07)

### Individual Receiving

Had a player with 10 or more receptions in a game .....	10 by Carlos Harris at UTSA (11/29/14)
Had a player with 15 or more receptions in a game.....	15 by Carlos Harris vs. Southern Miss (10/18/14)
Had a player receive 100 or more yards .....	109 by Jalen Guyton at SMU (9/9/17)
Had 2 players receive 100 or more yards.....	130 by Darnell Smith; 103 by Breelan Chancellor at. Tulane (10/5/13)
Had a player receive 150 or more yards .....	162 by Turner Smiley vs Southern Miss (11/19/16)
Had a player receive 200 or more yards .....	216 by Carlos Harris vs. Southern Miss (10/18/14)
Had a player receive 250 or more yards .....	327 by Casey Fitzgerald at SMU (9/8/07)
Had a player receive 300 or more yards .....	327 by Casey Fitzgerald at SMU (9/8/07)
Had a player receive 2 or more TDs .....	2 by Jalen Guyton at SMU (9/9/17)
Had a player receive 3 or more TDs .....	5 by Casey Fitzgerald vs. Navy (11/10/07)
Had a player receive 4 or more TDs .....	5 by Casey Fitzgerald vs. Navy (11/10/07)
Returned a kickoff for a TD.....	100 yards by Darvin Kidsy at Rice (10/25/14)
Returned a punt for a TD.....	53 yards by Tre Johnson vs. UTEP (11/28/15)
Returned an INT for a TD.....	34 yards by Eric Jenkins at Army (10/22/16)
Returned a fumble for a TD .....	13 yards by Cortney Finney vs. UTEP (11/28/15)
Blocked a punt .....	Tyler Wilson vs. Bethune-Cookman (9/10/16)
Blocked a FG .....	Zach Orr vs. UTEP (11/9/13)
Returned a blocked punt for a TD .....	1 yard by Andrew Tucker vs. Bethune-Cookman (9/10/16)
Returned a blocked FG for a TD.....	66 yards by Phillip Littlejohn vs. Idaho (10/4/97)
Recorded a safety.....	Team Safety vs. Southern Miss (11/19/16)

## The Last Time an Opponent...

### Rushing Offense

Rushed for 150 or more yards.....	238 by Iowa (9/16/17)
Rushed for 200 or more yards.....	238 by Iowa (9/16/17)
Rushed for 250 or more yards.....	480 by Army (12/27/16)
Rushed for 300 or more yards.....	480 by Army (12/27/16)

### Passing Offense

Passed for 300 or more yards.....	394 by SMU (9/9/17)
Passed for 400 or more yards.....	400 by WKU (10/15/15)
Passed for 500 or more yards.....	563 by Houston (9/10/11)

### Total Offense

Had more than 400 total yards.....	435 by Iowa (9/16/17)
Had more than 450 total yards.....	493 by SMU (9/9/17)
Had more than 500 total yards.....	533 by Army (12/27/16)

### Individual Rushing

Had a player rush for 100 or more yards.....	129 by Ahmad Bradshaw; 119 by Darnell Woolfolk, Army (12/27/16)
Had 2 players rush for 100 or more yards.....	129 by Ahmad Bradshaw; 119 by Darnell Woolfolk, Army (12/27/16)
Had a player rush for 150 or more yards.....	301 by Aaron Jones, UTEP (11/26/16)
Had a player rush for 200 or more yards.....	301 by Aaron Jones, UTEP (11/26/16)
Had a player rush for 300 or more yards.....	301 by Aaron Jones, UTEP (11/26/16)
Had a player rush for 2 or more TDs.....	2 by Ivory Kelly-Martin, Iowa (9/16/17)
Had a player rush for 3 or more TDs.....	4 by Aaron Jones, UTEP (11/26/16)
Had a player rush for 4 or more TDs.....	4 by Aaron Jones, UTEP (11/26/16)
Had a player rush for 5 or more TDs.....	6 by Kenneth Dixon, Louisiana Tech (11/7/15)

### Individual Passing

Had a player pass for 300 or more yards.....	312 by Ben Hicks, SMU (9/9/17)
Had a player pass for 400 or more yards.....	408 by Aaron Murray, Georgia (9/21/13)
Had a player pass for 3 or more TDs.....	4 by Ben Hicks, SMU (9/9/17)
Had a player pass for 4 or more TDs.....	4 by Ben Hicks, SMU (9/9/17)

### Individual Receiving

Had a player receive 150 or more yards.....	163 by Courtland Sutton, SMU (9/9/17)
Had a player receive 200 or more yards.....	263 by Trevor Insley, Nevada (10/30/99)
Had 2 players receive 100 or more yards.....	140 by Kyle Griswold; 121 by Anthony Amos, MTSU (10/27/12)
Had a player receive 3 or more TDs.....	4 by Courtland Sutton, SMU (9/9/17)
Had a player receive 4 or more TDs.....	4 by Courtland Sutton, SMU (9/9/17)

### Scoring

Scored 30 or more points.....	31 by Iowa (9/16/17)
Scored 40 or more points.....	54 by SMU (9/9/17)
Scored 50 or more points.....	54 by SMU (9/9/17)
Scored 60 or more points.....	66 by Portland St. (10/10/15)

Returned a kickoff for a TD.....	99 yards by Keion Davis, Marshall (10/8/16)
Returned a punt for a TD.....	88 yards by Frank Brown, Bethune-Cookman (9/10/16)
Returned an INT for a TD.....	30 yards by Diquan Richardson, Bethune-Cookman (9/10/16)
Returned a fumble for a TD.....	26 yards by Bryson Abraham, Louisiana Tech (11/7/15)
Returned a blocked punt for a TD.....	0 yards by Brandon Moss, UTEP (11/26/16)
Blocked a FG.....	Joshua Jackson, Iowa (9/16/17)
Returned a blocked FG for a TD.....	62 yards by Derrick Strozier, Tulane (10/5/13)
Recorded a safety.....	Team, SMU (9/9/17)

### North Texas Overtime Record (2-2)

October 7, 2006

North Texas 25 FIU 22 7 OT's

December 27, 2016

Army 38 North Texas 31 OT

September 12, 2009

Ohio 31 North Texas 30 2 OT's

September 24, 2016

North Texas 42 Rice 35 2 OT's



# Seth Littrell

**Head Coach**

Second Year ▶ Oklahoma '01

The University of North Texas named Seth Littrell as its 19th head football coach, University President Neal Smatresk announced on December 5, 2015.

Littrell, 39, led the Mean Green to the second-best turnaround in the Football Bowl Subdivision in 2016, his first season at the helm. North Texas improved its win total by four games, finishing 5-8 on the season with a

Zaxby's Heart of Dallas Bowl appearance. Littrell helped lead the Mean Green to a 9.6 points per game jump in scoring offense from its output in 2016, which ranked 11th-best in the nation, and the 2016 defense allowed 8.7 points per game fewer than it did in 2015, which was the 13th-best turnaround in the country.

One of the brightest offensive minds in college football, Littrell came to North Texas after serving as the assistant head coach for offense and tight ends at North Carolina. At the time of his hire, the Muskogee, Oklahoma, native was the youngest coach in Conference USA and fifth-youngest in the nation.

North Carolina scored over 30 points nine times in 2015, topped the 40-point mark seven times and scored over 50 points in four games, which is a school record. Through 12 games, UNC averaged 41.2 points a game, which was 11th in the nation.

Under the guidance of Littrell, quarterback Marquise Williams set a new school record for career touchdowns (90) and total offense at North Carolina.

In 2015 with Littrell, the UNC offense averaged 7.46 yards per play, which was second in the nation, and ran the ball for 6.0 yards a carry, which ranked third in the country. UNC was one of just 11 schools in the nation averaging more than 200 yards rushing (229.7) and 250 yards passing (266.0). UNC rushed for over 200 yards eight times and had over 500 yards of total offense in four games in 2015, including 704 yards in a 66-31 win over Duke.

In his first season in Chapel Hill in 2014, Littrell helped Carolina establish several school records, including most passing yards, most passing touchdowns and most first downs. Williams was a second-team all-conference pick after leading the Tar Heels to a bowl game in his first year as the starter, and set several individual school records, including most rushing yards and rushing touchdowns by a quarterback. Carolina gained more than 5,000 yards in Littrell's first season as the play-caller and averaged 429.8 yards per contest.

Littrell came to Chapel Hill from Indiana where he guided one of the most prolific offenses in the country. Indiana finished ninth in the nation in total offense in 2013, averaging 508.5 yards per game. The Hoosiers were 17th in passing offense (306.7 avg.) and 30th in rushing offense (201.8). Indiana was one of only three teams to average more than 300 yards passing and 200 yards rushing

Under Littrell's guidance in 2013, Indiana set single-season records with 6,102 total yards, (508.5 ypg), 461 points, (38.4 ppg), 36 passing touchdowns, 62 total touchdowns and 300 first downs. Tight end Ted Bolser thrived in his system, setting IU career records for receptions, receiving yards and touchdowns by a tight end. Bolser and wide receiver Cody Latimer were selected in the 2014 NFL Draft. Latimer was taken in the second round (56th overall) by the Denver Broncos, while Bolser went in the seventh round to Washington.

In Littrell's first season as Indiana's offensive coordinator in 2012, the Hoosiers led the Big Ten and ranked 17th nationally in passing offense (311.2). They finished second in the conference in total offense (442.0) and fourth in scoring offense (30.8).

Prior to his stint at Indiana, Littrell coached three seasons at Arizona, where his 2011 offense ranked third nationally in passing offense (370.8) and 15th in total offense (465.2).

Three of his Arizona players were selected in the NFL draft: tight end Rob Gronkowski (New England - 2010 second round), quarterback Nick Foles (Philadelphia - 2012 third round) and wide receiver Juron Criner (Oakland - 2012 fifth round).

Prior to Arizona, Littrell served four years as running backs coach at Texas Tech (2005-08) under Mike Leach. The 2008 Red Raiders rushed for 119 yards per game, the highest total in the Leach era. Running back Shannon Woods earned All-Big 12 Conference honors in 2006 after averaging 6.1 yards per carry and snagging 75 receptions, totaling a top 15 national figure of 139 all-purpose yards per game.

Littrell began his coaching career as a graduate assistant at Kansas from 2002-04. The Jayhawks played in the 2003 Tangerine Bowl.

Littrell has coached in eight bowl games, played in two and was team captain on Oklahoma's 2000 national championship team. He was a four-year letterwinner at Oklahoma where he rushed for 231 yards and seven touchdowns in 1999 and finished his career with 11 rushing scores.

The Muskogee, Oklahoma, native graduated from Oklahoma with a degree in communications in 2001.

Littrell and his wife, Becca, have a son, Tripp, and a daughter, Elle.

## Littrell Quick Facts

**Age:** 39

**Alma Mater:** Oklahoma ('01)

**Record at UNT:** 6-10 (second year)

**Overall Record:** 6-10 (second year)

**Previous Job:** Assistant Head Coach, Offense/Tight Ends at North Carolina

**Playing Experience:** Fullback at Oklahoma (1998-01)

**Family:** Married to Becca. Has two children: Tripp, Elle.

## Littrell Coaching Experience

Year	School	Position
2016-pres.	North Texas	Head Coach
2014-15	North Carolina	Ast. HC/Off./TE
2012-13	Indiana	O. Coord./TE/FB
2011	Arizona	O. Coord./TE/H-Backs
2010	Arizona	Co-O. Coord./RB/TE
2009	Arizona	RB/TE
2005-08	Texas Tech	RB
2002-04	Kansas	Graduate Assistant

## Littrell Coaching Highlights

↳ Led the Mean Green to the second-best turnaround in the Football Bowl Subdivision in 2016, his first season at the helm.

↳ In his 12 games in charge of the North Carolina offense in 2015, the team averaged 41.2 points per game and set a school record for most games over 50-points (4).

↳ The UNC offense averaged 7.46 yards per play in 2015 under Littrell's guidance, which was second in the nation, and ran the ball for 6.0 yards a carry, which ranked third in the country.

↳ Carolina gained more than 5,000 yards in Littrell's first season as the play-caller and averaged 429.8 yards per contest in 2014, his first in Chapel Hill.

↳ Indiana was one of only three teams in the nation to average more than 300 yards passing and 200 yards rushing in 2013.

↳ Littrell's 2011 offense at Arizona ranked third nationally in passing offense (370.8) and 15th in total offense (465.2).

## 2017 Numerical Roster

No.	Name	Pos.	Ht.	Wt.	Cl.	Hometown (Previous School)
1	Turner Smiley	WR	6-0	193	SR	Frisco, TX (Wakeland HS)
2	Eric Jenkins	DB	5-10	170	SR	New Orleans, LA (LA Valley College)
2	O'Keeron Rutherford	WR	6-5	185	RS JR	Carthage, TX (Carthage HS)
3	Jeffery Wilson	RB	6-0	194	SR	Elkhart, TX (Elkhart HS)
4	Khairi Muhammad	S	5-11	182	SO	Dallas, TX (DeSoto HS)
4	Anthony Wyche	RB	5-11	183	JR	Philadelphia, PA (LA Valley College)
5	MyJam Peters	LB	6-5	241	RS SR	Kissimmee, FL (Arizona Western College)
5	Tre Siggers	RB	5-8	193	FR	Duncanville, TX (Duncanville HS)
6	Mason Fine	QB	5-11	180	SO	Locust Grove, OK (Locust Grove HS)
6	Kishawn McClain	S	5-11	187	SR	Rosenberg, TX (Terry HS)
7	Dee Baulkman	DB	5-11	191	SR	Bainbridge, GA (Arizona Western)
8	Rico Bussey, Jr.	WR	6-2	191	SO	Lawton, OK (Eisenhower HS)
9	Nate Brooks	DB	6-0	176	JR	Whitehouse, TX (Whitehouse HS)
9	Jalen Guyton	WR	6-1	194	RS SO	Allen, TX (Trinity Valley CC)
10	Calvin Minor	LB	6-3	210	SR	Lewisville, TX (Lewisville HS)
10	Cade Pearson	QB	6-3	196	FR	Texarkana, TX (Texas HS)
11	Mitch Cason	QB	6-2	189	RS FR	Flower Mound, TX (Marcus HS)
11	Cam Johnson	DB	5-11	177	FR	Houston, TX (John H. Reagan Heights HS)
13	Myles Campbell	DB	6-0	165	JR	Pflugerville, TX (Drake)
13	Quinetin Jackson	WR	6-3	208	RS JR	Granite City, IL (College of DuPage)
14	Cedric Fernandes	DB	5-10	178	RS JR	Arlington, TX (Martin HS)
14	Greg White	WR	6-3	184	FR	Riverdale, GA (Riverdale HS)
15	Caleb Chumley	TE	6-5	244	RS SO	Longview, TX (Pine Tree HS)
15	Ulaiasi Tauaalo	DT	6-2	290	RS JR	Keller, TX (Central HS)
16	Kemon Hall	DB	5-11	185	JR	Calhoun City, MS (Itawamba CC)
16	Montana Meador	WR	5-11	170	FR	Lindale, TX (Lindale HS)
17	Devlin Isadore	QB	6-4	228	RS JR	Houston, TX (Navarro College)
17	Joe Ozougwu	LB	6-3	220	RS FR	Alief, TX (Taylor HS)
18	Connor Howard	WR	5-11	193	FR	Austin, TX (Westlake HS)
18	Devin O'Hara	QB	6-5	205	RS SR	Arlington Heights, IL (College of Dupage)
18	Joshua Wheeler	LB/DE	6-3	229	SR	Grand Prairie, TX (Tyler JC)
19	Quinn Shanbour	QB	6-0	192	RS JR	Oklahoma City, OK (Heritage Hall HS)
19	Nnamdi Umeakuana	DB	6-1	195	RS JR	Irving, TX (Austin College)
20	Josh Adebayo	RB	6-0	204	RS FR	Lewisville, TX (Howard)
20	William LeMasters	LB	6-2	213	RS SO	Dallas, TX (Parish Episcopal HS)
21	Tyreke Davis	DB	5-10	190	FR	Denton, TX (Ryan HS)
21	Nic Smith	RB	5-10	182	RS FR	Arlington, TX (Martin HS)
22	E.J. Ejiya	LB	6-3	223	RS JR	Blaine, MN (North Dakota State College of Sciences)
22	Prince Ugwu	RB	5-9	190	FR	Austin, TX (Westwood HS)
23	Loren Easley	RB	5-11	205	JR	Houston, TX (Stephen F. Austin)
23	Connor Means	LB	6-4	224	RS JR	Deer Park, TX (Deer Park HS)
24	Kerry Hall	WR	5-6	164	RS FR	Allen, TX (Northwest Oklahoma State)
24	Taylor Robinson	DB	5-11	181	RS SO	Keller, TX (Central HS)
25	Jordan Roberts	DB	6-1	170	FR	Ardmore, OK (Ardmore HS)
25	Andrew Tucker	RB	6-0	202	RS SR	Tyler, TX (Chapel Hill HS)
26	Evan Johnson	RB	5-6	180	FR	Loranger, LA (Loranger HS)
26	Chris Thornton	LB	6-1	215	FR	Amarillo, TX (Palo Duro HS)
27	Greg Craddock	WR	6-6	185	RS FR	Converse, TX (Abilene Christian)
27	Ashton Preston	DB	5-10	187	JR	Edmond, OK (Santa Fe HS)
29	Cason Clay	DB	6-1	185	FR	Hobbs, NM (Hobbs HS)
29	Nate Durham	DS	6-2	223	FR	Rockton, IL (Hononegah HS)
30	Trevor Moore	K	5-11	191	SR	Edmond, OK (Edmond North HS)
30	Dennis Smith	WR	5-9	166	RS SO	San Antonio, TX (Sterling College)
31	Makyle Sanders	S	6-0	194	FR	Tyler, TX (Robert E. Lee HS)
32	Chaz Davis	CB	5-10	168	RS FR	Nash, TX (Midwestern State)
32	Michael Lawrence	WR	5-10	170	SO	Sweetwater, TX (Sweetwater HS)
34	Andre Alger	RB	5-9	215	RS SO	Leander, TX (Rouse HS)
34	Bryce English	DT	5-11	295	RS SO	DeSoto, TX (Kansas State)

## 2017 Numerical Roster

No.	Name	Pos.	Ht.	Wt.	Cl.	Hometown (Previous School)
35	Kody Fulp	LB	6-2	227	FR	China Spring, TX (China Spring HS)
36	Hayden Doggett	LB	6-2	212	SO	Hutto, TX (Hutto HS)
36	Alvin Kenworthy	P	6-3	188	RS SO	Rowlett, TX (Kilgore College)
37	Brandon Garner	LB	5-11	221	RS JR	Mansfield, TX (Timberview HS)
38	Andrew Jones	DB	6-1	173	RS JR	Mesquite, TX (North Mesquite HS)
39	Jameel Moore	DB	5-10	173	SO	Cedar Hill, TX (Cedar Hill HS)
40	Trever Merrell	RB	5-10	207	SO	Davis, OK (Davis HS)
41	Colton McDonald	LB	6-4	210	SR	Haslet, TX (West Texas A&M)
41	Rodney Neely	FB	5-11	207	RS JR	Messmer, WI (UW-Stevens Point)
42	Corey Mann	LB	6-0	198	RS FR	Decatur, TX (Temple HS)
43	Kway Hill	DB	5-11	178	SO	Columbus, GA (LA Valley College)
44	Cannon Maki	FB	5-11	236	RS JR	Mansfield, TX (All Saints Episcopal HS)
44	Sid Moore	DL	6-1	253	RS SR	Van, TX (Van HS)
45	Hurshie Williams	CB	5-11	180	FR	Harker Heights, TX (Harker Heights HS)
46	Christian Hosley	RB	5-9	185	RS SO	San Antonio, TX (Howard Payne University)
46	Patrick Udofia	DB	5-9	186	RS SO	Tyler, TX (Robert E. Lee HS)
49	Zach Williams	K	5-8	183	FR	Louisville, KY (Trinity HS)
49	Roderick Young	DL	6-1	284	JR	Spring, TX (Dekaney HS)
50	LaDarius Hamilton	DE	6-3	253	SO	Corrigan, TX (Corrigan-Camden HS)
51	Jake Davis	DS	6-0	210	RS JR	Katy, TX (Seven Lakes HS)
52	Jevin Pahinui	OL	6-4	300	JR	Mountlake Terrace, WA (College of the Siskiyous)
53	T.J. Henson	OL	6-4	298	SR	Plano, TX (Trinity Valley CC)
54	Creighton Barr	OL	6-3	301	JR	Flower Mound, TX (Marcus HS)
56	Jacob Brammer	OL	6-4	258	FR	Richmond, TX (Foster HS)
57	Dominique Hollie	LB	6-2	235	JR	Whitehouse, TX (Tyler JC)
58	Ryan Bishop	LB	5-11	191	FR	Allen, TX (Allen HS)
59	Hayden Harrison	LB	6-2	210	RS FR	Wolfforth, TX (Frenship HS)
60	Sosaia Mose	OL	6-2	276	RS SO	Eules, TX (Tyler JC)
61	Dakoda Newman	OL	6-3	327	FR	Benbrook, TX (Mansfield Timberview HS)
62	Stephon Primous	LB	6-1	201	RS SO	Harker Heights, TX (Harker Heights HS)
63	Ted Fausak	OL	6-4	263	RS JR	San Jose, CA (De Anza College)
64	Brian Parish	OL	6-4	280	FR	Arlington, TX (Seguin HS)
65	Chad Hickson	OL	6-4	268	SO	Denton, TX (Oklahoma Panhandle State)
66	Brendon Weatherspoon	OL	6-4	288	FR	Hurst, TX (L.D. Bell HS)
67	Chris Miles, Jr.	OL	6-4	311	RS JR	Flower Mound, TX (Flower Mound HS)
68	Chett Munden	OL	6-5	268	RS SO	Marshall, TX (Marshall HS)
69	Doro Omerhi	OL	6-4	306	RS FR	Pearland, TX (Pearland HS)
71	Jordan Murray	OL	6-9	333	JR	Coppell, TX (Coppell HS)
72	Manase Mose	OL	6-1	289	FR	Eules, TX (Trinity HS)
73	Garrett Gunter	OL	6-4	283	RS SR	Spring Branch, TX (Trinity Valley CC)
74	Chandler Anthony	OL	6-7	270	RS FR	Tuttle, OK (Tuttle HS)
77	Elex Woodworth	OL	6-4	270	RS SO	Mesquite, TX (Horn HS)
78	Jalen Thomas	OL	6-5	278	SR	Detroit, MI (ASA Brooklyn)
79	Riley Mayfield	OL	6-7	290	RS SR	Cedar Park, TX (Abilene Christian)
80	Jamie King	TE	6-3	221	JR	Azle, TX (College of the Desert)
81	Daniel Khan	WR	5-11	179	RS JR	Sherman Oaks, CA (Notre Dame HS)
82	Deion Hair-Griffin	WR	5-10	166	RS FR	Fort Worth, TX (Arlington Heights HS)
83	Keegan Brewer	WR	5-11	177	SO	Corinth, TX (Lake Dallas HS)
84	Jaelon Darden	WR	5-9	157	FR	Houston, TX (Eisenhower HS)
85	Justin Cain	WR	6-0	175	FR	Dallas, TX (Woodrow Wilson HS)
86	Kevin Dillman	DE	6-4	254	RS SO	Ystad, Sweden (Guyer HS)
87	Kelvin Smith	TE	6-2	243	RS SO	Spring, TX (Dekaney HS)
88	Jason Pirtle	WR	6-2	193	RS FR	Locust Grove, OK (Locust Grove HS)
89	Kam Duhon	WR	5-11	170	RS FR	Southlake, TX (Southlake Carroll HS)
90	Tillman Johnson	DE	6-1	251	SR	Round Rock, TX (McNeil HS)
91	R.J. Reynolds	DL	6-3	240	FR	Bedford, TX (Faith Christian)
91	Kei Straubmueller	DS	5-11	181	RS JR	Argyle, TX (Louisiana-Lafayette)
93	Julius Combes	DL	6-1	269	RS SO	Washington, D.C. (DeMatha HS)
93	Blake Patterson	P	6-2	185	RS FR	Round Rock, TX (Cedar Ridge HS)
96	Tony Krasniqi	DL	6-1	249	FR	Sachse, TX (Sachse HS)
97	Dion Novil	DL	6-4	253	FR	Abilene, TX (Wylie HS)
99	Andy Flusche	DE	6-3	255	RS SR	Muenster, TX (Muenster HS)

# Depth Chart

## Offense

<p><b>X</b></p> <p>1 Turner Smiley 6-0 - 193 - SR -OR-</p> <p>8 Rico Bussey, Jr. 6-2 - 191 - SO</p> <p>13 Quinetin Jackson 6-3 - 208 - RS JR</p>	<p><b>A</b></p> <p>32 Michael Lawrence 5-10 - 180 - SO -OR-</p> <p>84 Jaelon Darden 5-9 - 157 - FR</p>	<p><b>LT</b></p> <p>71 Jordan Murray 6-9 - 333 - JR</p> <p>78 Jalen Thomas 6-5 - 278 - SR</p>	<p><b>LG</b></p> <p>77 Elex Woodworth 6-4 - 270 - RS SO</p> <p>73 Garrett Gunter 6-4 - 283 - RS SR</p>	<p><b>C</b></p> <p>54 Creighton Barr 6-3 - 301 - JR</p> <p>60 Sosaia Mose 6-2 - 276 - RS SO</p>	<p><b>RG</b></p> <p>53 T.J. Henson 6-4 - 298 - SR</p> <p>72 Manase Mose 6-1 - 289 - FR</p>	<p><b>RT</b></p> <p>79 Riley Mayfield 6-7 - 290 - RS SR</p> <p>74 Chandler Anthony 6-7 - 270 - RS FR</p>	<p><b>Y</b></p> <p>87 Kelvin Smith 6-2 - 252 - RS SO</p> <p>15 Caleb Chumley 6-5 - 244 - RS SO -OR-</p> <p>88 Jason Pirtle 6-2 - 193 - RS FR</p>	<p><b>Z</b></p> <p>9 Jalen Guyton 6-1 - 194 - RS SO</p> <p>1 Turner Smiley 6-0 - 193 - SR</p>		
				<p><b>QB</b></p> <p>6 Mason Fine 5-11 - 180 - SO</p> <p>19 Quinn Shanbour 6-0 - 192 - RS JR</p>	<p><b>RB</b></p> <p>3 Jeffery Wilson 6-0 - 194 - SR</p> <p>21 Nic Smith 5-10 - 182 - RS FR</p> <p>25 Andrew Tucker 6-0 - 203 - RS SR</p>					


## Defense

<p><b>CB</b></p> <p>9 Nate Brooks 6-0 - 176 - JR</p> <p>11 Cam Johnson 5-11 - 177 - FR</p>	<p><b>NICK</b></p> <p>27 Ashton Preston 5-10 - 187 - JR</p> <p>21 Tyreke Davis 5-10 - 190 - FR</p>	<p><b>DE</b></p> <p>99 Andy Flusche 6-3 - 259 - RS SR</p> <p>44 Sid Moore 6-1 - 253 - RS SR</p>	<p><b>NT</b></p> <p>49 Roderick Young 6-1 - 287 - JR</p> <p>15 Ulaiasi Tauaalo 6-2 - 287 - RS JR</p>	<p><b>DE</b></p> <p>50 LaDarius Hamilton 6-3 - 240 - SO</p> <p>90 Tillman Johnson 6-1 - 248 - SR</p>	<p><b>CB</b></p> <p>16 Kemon Hall 5-11 - 185 - JR</p> <p>2 Eric Jenkins 5-10 - 170 - SR</p>
		<p><b>WLB</b></p> <p>41 Colton McDonald 6-4 - 210 - SR</p> <p>20 William LeMasters 6-2 - 217 - RS SO</p>	<p><b>MLB</b></p> <p>37 Brandon Garner 5-11 - 221 - RS JR</p> <p>42 Corey Mann 6-0 - 198 - RS FR</p>		<p><b>JACK</b></p> <p>22 E.J. Ejiya 6-3 - 223 - RS JR</p> <p>18 Joshua Wheeler 6-3 - 229 - SR</p>
<p><b>S</b></p> <p>6 Kishawn McClain 5-11 - 187 - SR</p> <p>24 Taylor Robinson 5-11 - 181 - RS SO</p>			<p><b>S</b></p> <p>4 Khairi Muhammad 5-11 - 182 - SO</p> <p>31 Makyle Sanders 6-0 - 194 - FR</p>		


## ST

<p><b>PK</b></p> <p>30 Trevor Moore 5-11 - 187 - SR</p> <p>93 Blake Patterson 6-2 - 185 - RS FR</p>	<p><b>KO</b></p> <p>30 Trevor Moore 5-11 - 187 - SR</p> <p>93 Blake Patterson 6-2 - 185 - RS FR</p>	<p><b>P</b></p> <p>36 Alvin Kenworthy 6-3 - 188 - RS SO</p> <p>93 Blake Patterson 6-2 - 185 - RS FR</p>	<p><b>DS</b></p> <p>51 Jake Davis 6-0 - 210 - RS JR</p> <p>91 Kel Straubmueller 5-11 - 181 - RS JR</p>	<p><b>KR</b></p> <p>84 Jaelon Darden 5-9 - 157 - FR -OR-</p> <p>26 Evan Johnson 5-6 - 180 - FR -OR-</p> <p>9 Jalen Guyton 6-1 - 194 - RS SO -OR-</p> <p>6 Kishawn McClain 5-11 - 187 - SR</p>	<p><b>PR</b></p> <p>84 Jaelon Darden 5-9 - 157 - FR -OR-</p> <p>1 Turner Smiley 6-0 - 193 - SR -OR-</p> <p>2 Eric Jenkins 5-10 - 170 - SR</p>	<p><b>HLD</b></p> <p>19 Quinn Shanbour 6-0 - 192 - RS JR</p> <p>6 Mason Fine 5-11 - 180 - SO</p>
---	---	---	--	---	---	--


**BROADCAST BIOS - OFFENSE**

	<b>1</b>	<b><u>TURNER SMILEY</u></b>	<b>CAREER GAME HIGHS</b>	<b>2017 SEASON GAME HIGHS</b>
		SR • WR • 6-0 • 193 Frisco, TX Wakeland HS	Rec.: 8 (vs. Army, 2016) Rec. Yds: 162 (vs. Southern Miss, 2016) Rec. TDs: 2 (vs. Southern Miss, 2016) Long Rec.: 55 (vs. Southern Miss, 2016) All Purpose Yds: 161 (vs. Southern Miss, 2016)	Rec.: 4 (2x, last at Iowa) Rec. Yds: 84 (at SMU) Rec. TDs: 0 Long Rec.: 45 (at SMU) All Purpose Yds: 87 (at SMU_)


- Caught four passes for 74 yards at Iowa on 9/16

	<b>2</b>	<b><u>O'KEERON RUTHERFORD</u></b>	<b>CAREER GAME HIGHS</b>	<b>2017 SEASON GAME HIGHS</b>
		RS JR • WR • 6-5 • 185 Carthage, TX Carthage HS	Rec.: 2 (2x; last vs. Army, 2016) Rec. Yds: 32 (at Rice, 2016) Rec. TDs: 0 Long Rec.: 32 (at Rice, 2016) All Purpose Yds: 32 (at Rice, 2016)	Rec.: 0 Rec. Yds: 0 Rec. TDs: 0 Long Rec.: 0 All Purpose Yds: 0


- Had his career-long reception at Rice in 2016 (32 yards)

	<b>3</b>	<b><u>JEFFERY WILSON</u></b>	<b>CAREER GAME HIGHS</b>	<b>2017 SEASON GAME HIGHS</b>
		SR • RB • 6-0 • 194 Elkhart, TX Elkhart HS	Rushes: 26 (vs. Marshall, 2016) Rush. Yds: 188 (vs. Marshall, 2016) Rush. TDs: 3 (3x, last vs. Lamar, 2017) Long Rush.: 75 (at Rice, 2016) 100 Yd Games: 8	Rushes: 13 (at SMU) Rush. Yds: 176 (vs. Lamar) Rush. TDs: 3 (vs. Lamar) Long Rush.: 62 (vs. Lamar) 100 Yd Games: 1 (vs. Lamar)


- Has 37 carries for 307 yards (8.3 yards per carry) with 5 TDs

	<b>6</b>	<b><u>MASON FINE</u></b>	<b>CAREER GAME HIGHS</b>	<b>2017 SEASON GAME HIGHS</b>
		SO • QB • 5-11 • 180 Locust Grove, OK Locust Grove HS	Comp.: 33 (vs. MTSU, 2016) Att.: 54 (vs. MTSU, 2016) Pass. Yds: 424 (at SMU, 2017) Long Pass: 75 (at Rice, 2016) Pass TDs: 3 (2x, last at SMU, 2017)	Comp.: 32 (at SMU) Att.: 47 (at SMU) Pass. Yds: 424 (at SMU) Long Pass: 72 (at SMU) Pass TDs: 3 (2x, last at SMU)


- Threw for a career-high 424 yards and 3 TDs at SMU on 9/9

	<b>8</b>	<b><u>RICO BUSSEY, JR.</u></b>	<b>CAREER GAME HIGHS</b>	<b>2017 SEASON GAME HIGHS</b>
		bus-see SO • WR • 6-2 • 191 Lawton, OK Eisenhower HS	Rec.: 3 (vs. MTSU, 2016) Rec. Yds: 57 (vs. Army, 2016) Rec. TDs: 1 (vs. Army, 2016) Long Rec.: 30 (vs. MTSU, 2016) All Purpose Yds: 57 (vs. Army, 2016)	Rec.: 3 (at SMU) Rec. Yds: 26 (at SMU) Rec. TDs: 0 Long Rec.: 12 (at SMU) All Purpose Yds: 26 (at SMU)

- Has four catches for 33 yards in his two appearances in 2017


	<b>9</b>	<b><u>JALEN GUYTON</u></b>	<b>CAREER GAME HIGHS</b>	<b>2017 SEASON GAME HIGHS</b>
		RS SO • WR • 6-1 • 194 Allen, TX Allen HS	Rec.: 4 (vs. Lamar, 2017) Rec. Yds: 109 (at SMU, 2017) Rec. TDs: 2 (at SMU, 2017) Long Rec.: 72 (at SMU, 2017) All Purpose Yds: 109 (at SMU, 2017)	Rec.: 4 (vs. Lamar) Rec. Yds: 109 (at SMU) Rec. TDs: 2 (at SMU) Long Rec.: 72 (at SMU) All Purpose Yds: 109 (at SMU)

- Has eight catches for a team-high 185 yards and 3 TDs


	<b>13</b>	<b><u>QUINETIN JACKSON</u></b>	<b>CAREER GAME HIGHS</b>	<b>2016 SEASON GAME HIGHS</b>
		RS JR • WR • 6-3 • 208 Granite City, IL College of DuPage	Rec.: 1 (2x, last at Iowa, 2017) Rec. Yds: 31 (vs. Lamar, 2017) Rec. TDs: 1 (vs. Lamar, 2017) Long Rec.: 31 (vs. Lamar, 2017) All Purpose Yds: 31 (vs. Lamar, 2017)	Rec.: 1 (2x, last at Iowa) Rec. Yds: 31 (vs. Lamar) Rec. TDs: 1 (vs. Lamar) Long Rec.: 31 (vs. Lamar) All Purpose Yds: 31 (vs. Lamar)

- Made first career catch, a 31-yd TD grab, vs. Lamar on 9/2

**BROADCAST BIOS - OFFENSE**

	<b>CALEB CHUMLEY</b>	<b>CAREER GAME HIGHS</b>	<b>2017 SEASON GAME HIGHS</b>
	<p><b>15</b> RS SO • TE • 6-5 • 244 Longview, TX Longview HS</p>	<p>Rec.: 1 (2x, last at SMU, 2017) Rec. Yds: 9 (at SMU, 2017) Rec. TDs: 0 Long Rec.: 9 (at SMU, 2017) All Purpose Yds: 9 (vs. Lamar, 2017)</p>	<p>Rec.: 1 (vs. Lamar) Rec. Yds: 8 (vs. Lamar) Rec. TDs: 0 Long Rec.: 8 (vs. Lamar) All Purpose Yds: 8 (vs. Lamar)</p>


• Caught first career pass vs. Lamar on 9/2

	<b>QUINN SHANBOUR</b>	<b>CAREER GAME HIGHS</b>	<b>2017 SEASON GAME HIGHS</b>
	<p><b>19</b> RS JR • QB • 6-0 • 192 Oklahoma City, OK Heritage Hall HS</p>	<p>Comp.: 2 (2x, last at Iowa, 2017) Att.: 3 (vs. Lamar, 2017) Pass. Yds: 26 (at Iowa, 2017) Long Pass: 13 (2x, last at Iowa, 2017) Pass TDs: 1 (at Iowa, 2017)</p>	<p>Comp.: 2 (2x, last at Iowa) Att.: 3 (vs. Lamar) Pass. Yds: 26 (at Iowa) Long Pass: 13 (2x, last at Iowa) Pass TDs: 1 (at Iowa)</p>


• Was 2-for-2 for 26 yards with his first career TD pass at Iowa on 9/16

	<b>NIC SMITH</b>	<b>CAREER GAME HIGHS</b>	<b>2017 SEASON GAME HIGHS</b>
	<p><b>21</b> RS FR • RB • 5-10 • 182 Arlington, TX Martin HS</p>	<p>Rushes: 18 (vs. Lamar, 2017) Rush. Yds: 101 (vs. Lamar, 2017) Rush. TDs: 1 (vs. Lamar, 2017) Long Rush.: 32 (vs. Lamar, 2017) 100 Yd Games: 1 (vs. Lamar, 2017)</p>	<p>Rushes: 18 (vs. Lamar) Rush. Yds: 101 (vs. Lamar) Rush. TDs: 1 (vs. Lamar) Long Rush.: 32 (vs. Lamar) 100 Yd Games: 1 (vs. Lamar)</p>


• Rushed for 101 yards and a TD in his collegiate debut vs. Lamar on 9/2

	<b>ANDREW TUCKER</b>	<b>CAREER GAME HIGHS</b>	<b>2017 SEASON GAME HIGHS</b>
	<p><b>25</b> RS SR • RB • 6-0 • 202 Tyler, TX Chapel Hill HS</p>	<p>Rushes: 10 (at SMU, 2015) Rush. Yds: 82 (at WKU, 2016) Rush. TDs: 1 (3x, last vs. Lamar, 2017) Long Rush.: 71 (at WKU, 2016) 100 Yd Games: 0</p>	<p>Rushes: 4 (vs. Lamar) Rush. Yds: 29 (vs. Lamar) Rush. TDs: 1 (vs. Lamar) Long Rush.: 12 (vs. Lamar) 100 Yd Games: 0</p>


• Scored first touchdown of 2017 in the season-opener vs. Lamar on 9/2

	<b>EVAN JOHNSON</b>	<b>CAREER GAME HIGHS</b>	<b>2017 SEASON GAME HIGHS</b>
	<p><b>26</b> FR • RB • 5-6 • 180 Loranger, LA Loranger HS</p>	<p>Rushes: 13 (vs. Lamar, 2017) Rush. Yds: 98 (vs. Lamar, 2017) Rush. TDs: 0 Long Rush.: 16 (vs. Lamar, 2017) 100 Yd Games: 0</p>	<p>Rushes: 13 (vs. Lamar) Rush. Yds: 98 (vs. Lamar) Rush. TDs: 0 Long Rush.: 16 (vs. Lamar) 100 Yd Games: 0</p>

• Posted 98 yards on 13 carries in his collegiate debut on 9/2 vs. Lamar

	<b>MICHAEL LAWRENCE</b>	<b>CAREER GAME HIGHS</b>	<b>2017 SEASON GAME HIGHS</b>
	<p><b>32</b> SO • WR • 5-10 • 180 Sweetwater, TX Sweetwater HS</p>	<p>Rec.: 8 (at SMU, 2017) Rec. Yds: 90 (at SMU, 2017) Rec. TDs: 1 (vs. Lamar, 2017) Long Rec.: 44 (vs. Lamar, 2017) All Purpose Yds: 90 (at SMU, 2017)</p>	<p>Rec.: 8 (at SMU) Rec. Yds: 90 (at SMU) Rec. TDs: 1 (vs. Lamar) Long Rec.: 44 (vs. Lamar) All Purpose Yds: 90 (at SMU)</p>

• Has a team-high 13 catches for 179 yards and a TD

	<b>JAELOD DARDEN</b> jay-lin	<b>CAREER GAME HIGHS</b>	<b>2017 SEASON GAME HIGHS</b>
	<p><b>84</b> FR • WR • 5-9 • 157 Houston, TX Eisenhower HS</p>	<p>Rec.: 5 (at SMU, 2017) Rec. Yds: 67 (at SMU, 2017) Rec. TDs: 1 (at SMU, 2017) Long Rec.: 28 (at SMU, 2017) All Purpose Yds: 154 (vs. Lamar, 2017)</p>	<p>Rec.: 5 (at SMU) Rec. Yds: 67 (at SMU) Rec. TDs: 1 (at SMU) Long Rec.: 28 (at SMU) All Purpose Yds: 154 (at SMU)</p>

• Had 154 all-purpose yards, including his first career TD (rec.) at SMU on 9/9



**BROADCAST BIOS - OFFENSE/SPECIALISTS**




**KELVIN SMITH**  
**87** RS SO • TE • 6-2 • 243  
 Spring, TX  
 Dekaney HS

**CAREER GAME HIGHS**  
 Rec.: 3 (at SMU, 2017)  
 Rec. Yds: 36 (vs. SMU, 2016)  
 Rec. TDs: 1 (2x, last vs. MTSU, 2016)  
 Long Rec.: 25 (vs. SMU, 2016)  
 All Purpose Yds: 36 (vs. SMU, 2016)

**2017 SEASON GAME HIGHS**  
 Rec.: 3 (at SMU)  
 Rec. Yds: 21 (vs. Lamar)  
 Rec. TDs: 0  
 Long Rec.: 15 (vs. Lamar)  
 All Purpose Yds: 21 (vs. Lamar)

- Has six catches for 45 yards through his first three games



**JASON PIRTLE**  
**88** RS FR • WR • 6-2 • 193  
 Locust Grove, OK  
 Locust Grove HS

**CAREER GAME HIGHS**  
 Rec.: 1 (at SMU, 2017)  
 Rec. Yds: 19 (at SMU, 2017)  
 Rec. TDs: 0  
 Long Rec.: 19 (at SMU, 2017)  
 All Purpose Yds: 19 (at SMU, 2017)

**2017 SEASON GAME HIGHS**  
 Rec.: 1 (at SMU)  
 Rec. Yds: 19 (at SMU)  
 Rec. TDs: 0  
 Long Rec.: 19 (at SMU)  
 All Purpose Yds: 19 (at SMU)

- Caught first career pass at SMU on 9/9 from former HS teammate, QB Mason Fine



**KAM DUHON**  
**89** RS FR • WR • 5-11 • 170  
 Southlake, TX  
 Southlake Carroll HS

**CAREER GAME HIGHS**  
 Rec.: 0  
 Rec. Yds: 0  
 Rec. TDs: 0  
 Long Rec.: 0  
 All Purpose Yds: 0

**2017 SEASON GAME HIGHS**  
 Rec.: 0  
 Rec. Yds: 0  
 Rec. TDs: 0  
 Long Rec.: 0  
 All Purpose Yds: 0

- Has appeared in all three games this season, primarily on ST



**TREVOR MOORE**  
**30** SR • K • 5-11 • 187  
 Edmond, OK  
 Edmond North HS

**CAREER GAME HIGHS**  
 FG's Made: 5 (vs. SMU, 2014)  
 FG's Att.: 5 (vs. SMU, 2014)  
 Long FG: 51 (vs. La Tech, 2016)  
 Touchbacks: 5 (at SMU, 2017)

**2017 SEASON GAME HIGHS**  
 FG's Made: 1 (2x, last at SMU)  
 FG's Att.: 1 (2x, last at SMU)  
 Long FG: 46 (at SMU)  
 Touchbacks: 5 (at SMU)

- Has made 112 consecutive extra points, which is a school record



**ALVIN KENWORTHY**  
**36** RS SO • P • 6-3 • 188  
 Rowlett, TX  
 Kilgore College

**CAREER GAME HIGHS**  
 Punts: 5 (at Iowa, 2017)  
 Long Punt: 44 (at SMU, 2017)  
 Inside 20: 2 (2x, last at Iowa, 2017)  
 Touchbacks (KO): 0

**2017 SEASON GAME HIGHS**  
 Punts: 5 (at Iowa)  
 Long Punt: 44 (at SMU)  
 Inside 20: 2 (2x, last at Iowa)  
 Touchbacks (KO): 0

- Is averaging 34.7 yards per punt on 12 attempts



**BLAKE PATTERSON**  
**93** RS FR • P • 6-2 • 185  
 Round Rock, TX  
 Cedar Ridge HS

**CAREER GAME HIGHS**  
 Punts: 0  
 Long Punt: 0  
 Inside 20: 0  
 Touchbacks (KO): 1 (vs. Lamar, 2017)


**2017 SEASON GAME HIGHS**  
 Punts: 0  
 Long Punt: 0  
 Inside 20: 0  
 Touchbacks (KO): 1 (vs. Lamar)

- Made his collegiate debut on 9/2 vs. Lamar


**BROADCAST BIOS - DEFENSE**

	<b>2</b>	<b><u>ERIC JENKINS</u></b>	<b>CAREER GAME HIGHS</b>	<b>2017 SEASON GAME HIGHS</b>
		SR • DB • 5-10 • 170 New Orleans, LA LA Valley College	Tackles: 4 (2x, last vs. Lamar, 2017) TFLS: 1.0 (at Army, 2016) INT: 2 (at Army, 2016) Sacks: 0.0 PBU: 2 (2x, last at UTSA, 2016)	Tackles: 4 (vs. Lamar) TFLS: 0 INT: 0 Sacks: 0.0 PBU: 0


- Has appeared in all three games

	<b>4</b>	<b><u>KHAIRI MUHAMMAD</u></b>	<b>CAREER GAME HIGHS</b>	<b>2017 SEASON GAME HIGHS</b>
		Kye-ree SO • DB • 5-11 • 182 Dallas, TX DeSoto HS	Tackles: 13 (at Iowa, 2017) TFLS: 1.5 (at SMU, 2017) INT: 1 (vs. Southern Miss, 2016) Sacks: 1.0 (at SMU, 2017) PBU: 1 (at WKU, 2016)	Tackles: 13 (at Iowa) TFLS: 1.5 (at SMU) INT: 0 Sacks: 1.0 (at SMU) PBU: 0


- Has team-high 26 total tackles on the season, with a sack, FF and FR

	<b>6</b>	<b><u>KISHAWN MCCLAIN</u></b>	<b>CAREER GAME HIGHS</b>	<b>2017 SEASON GAME HIGHS</b>
		KEY-shawn SR • S • 5-11 • 194 Rosenberg, TX Terry HS	Tackles: 16 (vs. Rice, 2015) TFLS: 1.5 (at UTSA, 2016) INT: 1 (4x, last vs. MTSU, 2016) Sacks: 1.0 (vs. Marshall, 2016) PBU: 2 (vs. Portland State, 2015)	Tackles: 6 (at Iowa) TFLS: 0.5 (vs. Lamar) INT: 0 Sacks: 0.0 PBU: 1 (at SMU)

- On the Thorpe Watch List and Was Named Preseason All-Conference USA after leading the team in tackles (91) for the second straight year

	<b>7</b>	<b><u>DEE BAULKMAN</u></b>	<b>CAREER GAME HIGHS</b>	<b>2017 SEASON GAME HIGHS</b>
		balk-min SR • DB • 5-11 • 191 Bainbridge, GA Arizona Western	Tackles: 7 (at Army, 2016) TFLS: 1.0 (4x, last at WKU, 2016) INT: 0 Sacks: 1.0 (at Army, 2016) PBU: 0	Tackles: - TFLS: - INT: - Sacks: - PBU: -

- Recorded 35 tackles (20 solo) in 12 appearances (five starts) with two sacks, a forced fumble and 5.5 TFL, missed first two games of 2017

	<b>9</b>	<b><u>NATE BROOKS</u></b>	<b>CAREER GAME HIGHS</b>	<b>2017 SEASON GAME HIGHS</b>
		JR • DB • 6-0 • 176 Whitehouse, TX Whitehouse HS	Tackles: 11 (vs. UTSA, 2015) TFLS: 2.5 (vs. WKU, 2015) INT: 2 (vs. Southern Miss, 2016) Sacks: 1.0 (at Rice, 2016) PBU: 2 (2x, last at Florida, 2016)	Tackles: 6 (at Iowa) TFLS: 0.5 (vs. Lamar) INT: 0 Sacks: 0.0 (vs. Lamar) PBU: 1 (at SMU)

- Named a 2017 preseason All-Conference USA selection and has started the first two games at CB

	<b>11</b>	<b><u>CAM JOHNSON</u></b>	<b>CAREER GAME HIGHS</b>	<b>2017 SEASON GAME HIGHS</b>
		FR • DB • 5-11 • 177 Houston, TX John H. Reagan Heights HS	Tackles: 1 (vs. Lamar, 2017) TFLS: 0.0 INT: 0 Sacks: 0.0 PBU: 0	Tackles: 1 (vs. Lamar) TFLS: 0.0 INT: - 0 Sacks: - 0.0 PBU: - 0


- Recorded first career tackle in his collegiate debut on 9/2 vs. Lamar


	<b>15</b>	<b><u>ULAIASI TAUAALO</u></b>	<b>CAREER GAME HIGHS</b>	<b>2017 SEASON GAME HIGHS</b>
		lie-AH-see tower-AH-low RS JR • DT • 6-2 • 287 Keller, TX Central HS	Tackles: 6 (at Army, 2016) TFLS: 1.0 (4x, last vs. Lamar, 2017) INT: 0 Sacks: 1.0 (2x, last vs. Lamar, 2017) QBH: 1 (vs. Lamar, 2017)	Tackles: 5 (at Iowa) TFLS: 1.0 (vs. Lamar) INT: 0 Sacks: 1.0 (vs. Lamar) QBH: 1 (vs. Lamar)

- Nicknamed Toala Bear, recorded first sack of 2017 on 9/2 vs. Lamar

**BROADCAST BIOS - DEFENSE**

	<b>16</b>	<b><u>KEMON HALL</u></b> KEY-mon JR • DB • 5-11 • 185 Calhoun City, MS Itawamba CC	<b>CAREER GAME HIGHS</b> Tackles: 7 (at Iowa, 2017) TFLS: 0.0 INT: 1 (at SMU, 2017) Sacks: 0.0 PBU: 2 (at SMU, 2017)	<b>2017 SEASON GAME HIGHS</b> Tackles: 7 (at Iowa) TFLS: 0.0 INT: 1 (at SMU) Sacks: 0.0 PBU: 2 (at SMU)
		<ul style="list-style-type: none"> <li>• Had a career-high seven tackles and a FF at Iowa on 9/16</li> </ul>		

	<b>17</b>	<b><u>JOE OZUGWU</u></b> OH-zuh-GOO RS FR • LB • 6-3 • 217 Alief, TX Taylor HS	<b>CAREER GAME HIGHS</b> Tackles: 2 (vs. Lamar, 2017) TFLS: 0.0 INT: 0 Sacks: 0.0 PBU: 0	<b>2017 SEASON GAME HIGHS</b> Tackles: 2 (vs. Lamar) TFLS: 0.0 INT: 0 Sacks: 0.0 PBU: 0
		<ul style="list-style-type: none"> <li>• Made collegiate debut on 9/2 vs. Lamar and recorded two tackles</li> </ul>		

	<b>18</b>	<b><u>JOSHUA WHEELER</u></b> SR • LB/DE • 6-3 • 229 Grand Prairie, TX Tyler JC	<b>CAREER GAME HIGHS</b> Tackles: 8 (vs. Army, 2016) TFLS: 2.0 (vs. Southern Miss, 2016) INT: 0 Sacks: 1.0 (5x, last vs. Southern Miss, 2016) PBU: 1 (at Army, 2016)	<b>2017 SEASON GAME HIGHS</b> Tackles: 5 (at SMU) TFLS: 1.0 (at SMU) INT: 0 Sacks: 0.0 PBU: 0
		<ul style="list-style-type: none"> <li>• Led the team in sacks with 5.5 in 2016, nickname is Earl</li> </ul>		

	<b>20</b>	<b><u>WILLIAM LEMASTERS</u></b> RS SO • LB • 6-2 • 217 Dallas, TX Parish Episcopal	<b>CAREER GAME HIGHS</b> Tackles: 4 (vs. Lamar, 2017) TFLS: 0.0 INT: 1 (vs. Lamar, 2017) Sacks: 0.0 PBU: 2 (vs. Lamar, 2017)	<b>2017 SEASON GAME HIGHS</b> Tackles: 4 (vs. Lamar) TFLS: 0.0 INT: 1 (vs. Lamar) Sacks: 0.0 PBU: 2 (vs. Lamar)
		<ul style="list-style-type: none"> <li>• Intercepted first pass of his career in the fourth quarter on 9/2 vs. Lamar</li> </ul>		

	<b>22</b>	<b><u>E.J. EJIYA</u></b> ay-JEE-ah RS JR • LB • 6-3 • 223 Blaine, MN North Dakota State College of Sciences	<b>CAREER GAME HIGHS</b> Tackles: 9 (at WKU, 2016) TFLS: 2.0 (at SMU, 2017) INT: 0 Sacks: 2.0 (at SMU, 2017) PBU: 0	<b>2017 SEASON GAME HIGHS</b> Tackles: 7 (2x, last at Iowa) TFLS: 2.0 (at SMU) INT: 0 Sacks: 2.0 (at SMU) PBU: 0
		<ul style="list-style-type: none"> <li>• Tied a season-high in tackles with seven, and also recorded a sack at Iowa on 9/16</li> </ul>		


	<b>24</b>	<b><u>TAYLOR ROBINSON</u></b> RS SO • S • 5-11 • 181 Keller, TX Central HS	<b>CAREER GAME HIGHS</b> Tackles: 7 (vs. La Tech, 2016) TFLS: 1.5 (at UTSA, 2016) INT: 0 Sacks: 0.0 PBU: 1 (vs. La Tech, 2016)	<b>2017 SEASON GAME HIGHS</b> Tackles: 4 (vs. Lamar) TFLS: 0.0 INT: 0 Sacks: 0.0 PBU: 0
		<ul style="list-style-type: none"> <li>• Posted four total tackles in his season debut on 9/2 vs. Lamar</li> </ul>		

	<b>27</b>	<b><u>ASHTON PRESTON</u></b> JR • DB • 5-10 • 183 Edmond, OK Santa Fe HS	<b>CAREER GAME HIGHS</b> Tackles: 10 (at Rice, 2016) TFLS: 2.0 (at Rice, 2016) INT: 1 (vs. La Tech, 2016) Sacks: 1.0 (at Rice, 2016) PBU: 1 (2x, last at Iowa, 2017)	<b>2017 SEASON GAME HIGHS</b> Tackles: 3 (2x, last at SMU) TFLS: 1.0 (vs. Lamar) INT: 0 Sacks: 0.0 PBU: 1 (at Iowa)
		<ul style="list-style-type: none"> <li>• Has posted seven total tackles (1.0 TFL) in three appearances, two starts</li> </ul>		

**BROADCAST BIOS - DEFENSE**

	<b>31</b>	<b><u>MAKYLE SANDERS</u></b>	<b>CAREER GAME HIGHS</b>	<b>2017 SEASON GAME HIGHS</b>
		FR • S • 6-0 • 181 Tyler, TX Robert E. Lee HS	Tackles: 3 (at Iowa, 2017) TFLS: 0.0 INT: 0 Sacks 0.0 PBU: 0	Tackles: 3 (at Iowa) TFLS: 0.0 INT: 0 Sacks: 0.0 PBU: 0


• Posted three tackles at Iowa on 9/16

	<b>37</b>	<b><u>BRANDON GARNER</u></b>	<b>CAREER GAME HIGHS</b>	<b>2017 SEASON GAME HIGHS</b>
		RS JR • LB • 5-11 • 221 Mansfield, TX Timberview HS	Tackles: 11 (at Army, 2016) TFLS: 3.0 (vs. Marshall, 2016) INT: 0 Sacks: 2.0 (vs. Marshall, 2016) PBU: 2 (at SMU, 2017)	Tackles: 6 (at Iowa) TFLS: 0.0 INT: 0 Sacks: 0.0 PBU: 2 (at SMU)

• Had season-high six tackles with a QB hurry on 9/16 at Iowa

	<b>41</b>	<b><u>COLTON MCDONALD</u></b>	<b>CAREER GAME HIGHS</b>	<b>2017 SEASON GAME HIGHS</b>
		SR • LB • 6-4 • 210 Haslet, TX West Texas A&M	Tackles: 10 (at Iowa, 2017) TFLS: 1.0 (2x, last at Iowa, 2017) INT: 0 Sacks 0.0 PBU: 0	Tackles: 10 (at Iowa) TFLS: 1.0 (2x, last at Iowa) INT: 0 Sacks: 0.0 PBU: 0

• Posted career-high 10 tackles with a TFL at Iowa on 9/16

	<b>44</b>	<b><u>SID MOORE</u></b>	<b>CAREER GAME HIGHS</b>	<b>2017 SEASON GAME HIGHS</b>
		RS SR • DL • 6-1 • 253 Van, TX Van HS	Tackles: 6 (at SMU, 2017) TFLS: 2.0 (vs. LA Tech, 2014) INT: 0 Sacks: 1.0 (2x, last at SMU, 2017) QBH: 1 (at SMU, 2017)	Tackles: 6 (at SMU) TFLS: 0.5 (at SMU) INT: 0 Sacks: 1.0 (at SMU) QBH: 1 (at SMU)

• Had a five tackles and a QB hurry at Iowa on 9/16

	<b>49</b>	<b><u>RODERICK YOUNG</u></b>	<b>CAREER GAME HIGHS</b>	<b>2017 SEASON GAME HIGHS</b>
		JR • DL • 6-1 • 284 Spring, TX Dekaney HS	Tackles: 7 (at Iowa, 2017) TFLS: 1.5 (at Iowa, 2017) INT: 0 Sacks: 1.0 (at SMU, 2015) QBH: 2 (2x, last at Florida, 2016)	Tackles: 4 (at SMU) TFLS: 0.0 INT: 0 Sacks: 0.0 QBH: 1 (at SMU)

• Has started all three games at nose, and has posted 13 total tackles

	<b>50</b>	<b><u>LADARIUS HAMILTON</u></b>	<b>CAREER GAME HIGHS</b>	<b>2017 SEASON GAME HIGHS</b>
		SO • DE • 6-3 • 253 Corrigan, TX Corrigan-Camden HS	Tackles: 3 (2x, last at SMU, 2017) TFLS: 2.0 (at SMU, 2017) INT: 0 Sacks: 1.0 (vs. Southern Miss, 2016) QBH: 1 (vs. Lamar, 2017)	Tackles: 3 (at SMU) TFLS: 2.0 (at SMU) INT: 0 Sacks: 0.0 QBH: 1 (vs. Lamar)

• Named to C-USA All-Freshman team in 2016

	<b>90</b>	<b><u>TILLMAN JOHNSON</u></b>	<b>CAREER GAME HIGHS</b>	<b>2016 SEASON GAME HIGHS</b>
		SR • DE • 6-1 • 251 Round Rock, TX McNeil HS	Tackles: 5 (vs. Nicholls, 2014) TFLS: 3.0 (vs. Nicholls, 2014) INT: 0 Sacks: 3.0 (vs. Nicholls, 2014) QBH: 1 (vs. Lamar, 2017)	Tackles: 0 TFLS: 0.0 INT: 0 Sacks: 0.0 QBH: 1 (vs. Lamar)

• Made 12 appearances in 2016

## BROADCAST BIOS - DEFENSE



**99**

**ANDY FLUSCHE**

Fluh-shee

RS SR • DE • 6-3 • 255

Muenster, Texas

Muenster HS

CAREER GAME HIGHS

Tackles: 5 (2x, last vs. Lamar, 2017)

TFLS: 1.5 (vs. Portland State, 2015)

INT: 0

Sacks: 1.0 (2x, last at MTSU, 2015)

QBH: 2 (2x, last at SMU, 2017)

• Has appeared in three games in 2017 and has 10 total tackles with 4 QB hurries

2017 SEASON GAME HIGHS

Tackles: 5 (vs. Lamar)

TFLS: 0.0

INT: 0

Sacks: 0

QBH: 2 (2x, last at SMU)

Pronunciation Guide

- 54 - **Creighton** Barr - cray-tin
- 84 - **Jaelon** Darden - jay-lin
- 99 - **Andy Flusche** - fluh-shee
- 50 - **LaDarius** Hamilton - LUH-dare-ee-us
- 96 - **Tony** Krasniqi - kraz-NICK-ee
- 72 - **Manase** Mose - muh-NAH-say mo-say
- 17 - **Joe Ozougu** - OH-zuh-GOO
- 46 - **Patrick Udofia** - you-doh-fia

- 7 - Dee **Baulkman** - ballk-min
- 21 - **Tyreke** Davis - tie-REEK
- 9 - Jaylen **Guyton** - guy-tin
- 46 - Christian **Hosley** - HOSE-lee
- 44 - Cannon **Maki** - MACK-ee
- 60 - **Sosaia** Mose - so-SIGH-uh mo-say
- 52 - Jevin **Pahinui** - pah-HEE-new-EE
- 19 **Nnamdi Umeakuana** - oo-may-uh-kwon-uh

- 8 - Rico **Bussey, Jr.** - buss-EE
- 22 - E.J. **Ejiya** - ay-GEE-uh
- 16 - **Kemon** Hall - KEY-mon
- 13 - **Quinetin** Jackson - Kwin-tin
- 6 **Kishawn** McClain - KEY-shawn
- 4 **Khairi** Muhammad - KYE-ree
- 15 **Ulaiasi Tauaalo** - lie-AH-see tower-ah-low

## 2017 Game Summaries

### Game 1

September 2, 2017  
Denton, Texas  
North Texas 59, Lamar 14

### Game 2

September 9, 2016  
Dallas, Texas  
SMU 54, North Texas 32

#### ↳ Team Statistics

	LU	UNT
First Downs	15	31
Rushes-Yards	33-86	60-436
Passing-Yards	180	232
Comp-Att-Int	20-41-1	17-24-0
Total Plays-Yards	74-266	84-668
Punts-Yards	9-330	3-109
Fumbles/Lost	2-1	1-1
Penalties	3-15	5-40
3rd Down Conv.	4/18	3/11
Time of Possession	21:06	38:54

#### ↳ Individual Statistics

**RUSHING** - LU - King 11-37, **North Texas** - Wilson 12-176  
**PASSING** - LU - Colbert, Jr. 14-28-140-2, **North Texas** - Fine 15-21-224-0  
**RECEIVING** - LU - Mart. Hawthorne 2-79, **North Texas** - Lawrence 3-70, Guyton 4-63

#### ↳ Score By Quarters

	1	2	3	4	Score
Lamar	7	7	0	0	14
North Texas	17	21	14	7	59

#### ↳ Scoring Summary

UNT - Wilson 10 yd run (Moore kick), 12:01, 1st  
UNT - Jackson, 31 yd pass from Fine (Moore kick), 8:38, 1st  
UNT - Moore, 24 yd FG, 4:04, 1st  
LU - Wood, 1 yd pass from Colbert, Jr. (Martinez kick), 0:34, 1st  
UNT - Wilson, 2 yd run (Moore kick), 10:26, 2nd  
UNT - Wilson 62 yd run (Moore kick), 8:28 2nd  
LU - Mart. Hawthorne 68 yd pass from Colbert, Jr. (Martinez kick), 4:59, 2nd  
UNT - Lawrence 44 yd pass from Fine (Moore kick), 1:56, 2nd  
UNT - Smith 9 yd pass from Fine (Moore kick), 12:31, 3rd  
UNT - Smith, 1 yd run (Moore kick), 6:02, 3rd  
UNT - Tucker, 12 yd run (Moore kick), 14:54, 4th

#### ↳ Team Statistics

	UNT	SMU
First Downs	22	20
Rushes-Yards	27-69	34-99
Passing-Yards	424	394
Comp-Att-Int	32-47-2	22-41-1
Total Plays-Yards	74-493	75-493
Punts-Yards	4-155	7-278
Fumbles/Lost	2-1	0-0
Penalties	7-58	4-50
3rd Down Conv.	6-for-15	9-for-18
Time of Possession	32:02	27:58

#### ↳ Individual Statistics

**RUSHING** - **North Texas** - Wilson 13-36, **SMU** - Jones 13-74.  
**PASSING** - **North Texas** - Fine 32-47-424-2, **SMU** - Hicks 20-39-312-1  
**RECEIVING** - **North Texas** - Guyton 3-109, Lawrence 8-90 **SMU** - Sutton 8-163, Quinn 6-96

#### ↳ Score By Quarters

	1	2	3	4	Score
North Texas	10	0	7	15	32
SMU	10	14	16	14	54

#### ↳ Scoring Summary

UNT - Wilson 2 yd run (Moore kick), 11:41 1st  
UNT - Moore 46 yd FG, 8:45, 1st  
SMU - Sutton 62 yd pass from Hicks (Williams kick), 6:49, 1st  
SMU - Williams 36 yd FG, 2:32, 1st  
SMU - Sutton 40 yd pass from Hicks (Williams kick), 5:15, 2nd  
SMU - Sutton 4 yd pass from Hicks (Williams kick), 0:10, 2nd  
SMU - Sutton 35 yd pass from Hicks, 14:24, 3rd  
SMU - Jones 1 yd run (Williams kick), 11:23, 3rd  
UNT - Guyton 72 yd pass from Fine (Moore kick), 6:56, 3rd  
SMU - Team safety, 4:02, 3rd  
SMU - Jones 47 yd run (Williams kick), 14:30, 4th  
SMU - Gailliard 76 yd pass from Gillins (Williams kick), 11:27, 4th  
UNT - Guyton 29 yd pass from Fine (Moore kick), 10:45, 4th  
UNT - Darden 13 yd pass from Fine (Darden pass from Fine), 3:24,

## 2017 Game Summaries

## Game 3

September 16, 2017

Iowa City

Iowa 31, North Texas 14

## ↳ Team Statistics

	UNT	IOWA
First Downs	17	28
Rushes-Yards	17-112	59-238
Passing-Yards	193	197
Comp-Att-Int	18-29-1	16-27-0
Total Plays-Yards	46-305	86-435
Punts-Yards	5-152	1-47
Fumbles/Lost	2-1	2-2
Penalties	13-119	6-63
3rd Down Conv.	0/6	11/18
Time of Possession	19:15	40:45

## ↳ Individual Statistics

**RUSHING** - North Texas - Wilson 12-95, Iowa - Young 19-78, Kelly-Martin 11-74, Butler 16-74

**PASSING** - North Texas - Fine 16-26-167-1, Iowa - Stanley 16-27-197-0

**RECEIVING** - North Texas - Smiley 7-74, Iowa - Easley 5-37

## ↳ Score By Quarters

	1	2	3	4	Score
North Texas	7	7	0	0	14
Iowa	7	3	7	14	31

## ↳ Scoring Summary

UNT - Wilson 41 yd run (Moore kick), 5:34, 1st

Iowa - Hockenson, 8 yd pass from Stanley (Recinos kick), 0:52, 1st

Iowa - Recinos, 42 yd FG, 5:23, 2nd

UNT - Guyton, 13 yd pass from Shanbour (Moore kick), 0:11, 2nd

Iowa - Fant, 23 yd pass from Stanley (Recinos kick), 4:24, 3rd

Iowa - Kelly-Martin 2 yd run (Recinos kick), 8:16 4th

Iowa - Kelly-Martin, 6 yd run (Recinos kick), 1:47, 4th

## 2017 Starters

### ↳ Offense

Game	LT	LG	C	RG	RT	WR	TE	WR	WR	RB	QB
vs. Lamar	Murray	Woodworth	Barr	S. Mose	Mayfield	Guyton	Smith	Lawrence	Smiley	Wilson	Fine
at SMU	Murray	Woodworth	S. Mose	Henson	Mayfield	Guyton	Smith	Lawrence	Smiley	Wilson	Fine
at Iowa	Murray	Woodworth	Barr	Henson	Mayfield	Guyton	Smith	Lawrence	Smiley	Wilson	Fine
vs. UAB											
at Southern Miss											
vs. UTSA											
at Florida Atlantic											
vs. Old Dominion											
at La Tech											
vs. UTEP											
vs. Army											
at Rice											

### ↳ Defense

Game	DE	NT	DE	JACK	MLB	WLB	NICK	CB	CB	S	S
vs. Lamar	Moore	Young	Johnson	Ejiya	McDonald	Garner	Preston	Brooks	Hall	McClain	Muhammad
at SMU	Flusche	Young	Hamilton	Ejiya	McDonald	Garner	Preston	Brooks	Hall	McClain	Muhammad
at Iowa	Flusche	Young	Hamilton	Ejiya	McDonald	Garner	Wheeler(LB)	Brooks	Hall	McClain	Muhammad
vs. UAB											
at Southern Miss											
vs. UTSA											
at Florida Atlantic											
vs. Old Dominion											
at La Tech											
vs. UTEP											
vs. Army											
at Rice											

## 2017 Results

Sep 02, 2017	LAMAR	W	59-14	1-0	0-0	3:05	19592
Sep 09, 2017	at SMU	L	32-54	1-1	0-0	3:26	24638
Sep 16, 2017	at Iowa Hawkeyes	L	14-31	1-2	0-0	3:26	65668



## 2017 Overall Team Statistics

SCORING	105	99
Points Per Game	35.0	33.0
Points Off Turnovers	10	28
FIRST DOWNS	70	63
Rushing	28	25
Passing	38	32
Penalty	4	6
RUSHING YARDAGE	617	423
Yards gained rushing	675	494
Yards lost rushing	58	71
Rushing Attempts	104	126
Average Per Rush	5.9	3.4
Average Per Game	205.7	141.0
TDs Rushing	7	4
PASSING YARDAGE	849	771
Comp-Att-Int	67-100-3	58-109-2
Average Per Pass	8.5	7.1
Average Per Catch	12.7	13.3
Average Per Game	283.0	257.0
TDs Passing	7	9
TOTAL OFFENSE	1466	1194
Total Plays	204	235
Average Per Play	7.2	5.1
Average Per Game	488.7	398.0
KICK RETURNS: #-Yards	7-125	9-223
PUNT RETURNS: #-Yards	6-19	1-17
INT RETURNS: #-Yards	2-0	3-8
KICK RETURN AVERAGE	17.9	24.8
PUNT RETURN AVERAGE	3.2	17.0
INT RETURN AVERAGE	0.0	2.7
FUMBLES-LOST	5-3	4-3
PENALTIES-Yards	25-217	13-128
Average Per Game	72.3	42.7
PUNTS-Yards	12-416	17-655
Average Per Punt	34.7	38.5
Net punt average	33.2	37.4
KICKOFFS-Yards	20-1287	18-964
Average Per Kick	64.3	53.6
Net kick average	40.7	38.3
TIME OF POSSESSION/Game	30:04	29:56
3RD-DOWN Conversions	9/32	24/54
3rd-Down Pct	28%	44%
4TH-DOWN Conversions	3/6	7/10
4th-Down Pct	50%	70%
SACKS BY-Yards	6-41	8-50
MISC YARDS	0	14
TOUCHDOWNS SCORED	14	13
FIELD GOALS-ATTEMPTS	2-3	2-2
ON-SIDE KICKS	0-0	0-0
RED-ZONE SCORES	(9-10) 90%	(7-9) 78%
RED-ZONE TOUCHDOWNS	(8-10) 80%	(6-9) 67%
PAT-ATTEMPTS	(13-13) 100%	(13-13) 100%
ATTENDANCE	19592	90306
Games/Avg Per Game	1/19592	2/45153
Neutral Site Games		0/0

<b>Score by Quarters</b>	<b>1st</b>	<b>2nd</b>	<b>3rd</b>	<b>4th</b>	<b>OT</b>	<b>Total</b>
North Texas	34	28	21	22	0	105
Opponents	24	24	23	28	0	99

## 2017 Overall Individual/Career Statistics

Rushing	gp	att	gain	loss	net	avg	td	lg	avg/g	gp	att	gain	loss	net	avg	td	lg	avg/g
WILSON, Jeffery	3	37	309	2	307	8.3	5	62	102.3	33	411	2361	64	2297	5.6	21	75	69.6
SMITH, Nic	3	24	140	1	139	5.8	1	32	46.3	3	24	140	1	139	5.8	1	32	46.3
JOHNSON, Evan	3	13	98	0	98	7.5	0	16	32.7	3	13	98	0	98	7.5	0	16	32.7
SHANBOUR, Quinn	3	4	43	0	43	10.8	0	28	14.3	4	5	43	0	43	8.6	0	28	10.8
TUCKER, Andrew	3	4	29	0	29	7.2	1	12	9.7	36	47	306	5	301	6.4	3	71	8.4
HOSLEY, C.	3	4	4	2	2	0.5	0	2	0.7	3	4	4	2	2	0.5	0	2	0.7
FINE, Mason	3	17	52	51	1	0.1	0	16	0.3	13	111	450	331	119	1.1	2	80	9.2
TEAM	2	1	0	2	-2	-2.0	0	0	-1.0									
Total	3	104	675	58	617	5.9	7	62	205.7									
Opponents	3	126	494	71	423	3.4	4	47	141.0									

Passing	gp	effic	comp-att-int	pct	yds	td	lg	avg/g	gp	effic	comp-att-int	pct	yds	td	lg	avg/g
FINE, Mason	3	154.53	63-94-3	67.0	815	6	72	271.7	13	124.54	218-355-8	61.4	2387	12	75	183.6
SHANBOUR, Quinn	3	203.12	4-5-0	80.0	34	1	13	11.3	4	169.27	4-6-0	66.7	34	1	13	8.5
TEAM	2	0.00	0-1-0	0.0	0	0	0	0.0								
Total	3	155.42	67-100-3	67.0	849	7	72	283.0								
Opponents	3	136.21	58-109-2	53.2	771	9	76	257.0								

Receiving	gp	no.	yds	avg	td	lg	avg/g	gp	no.	yds	avg	td	lg	avg/g
LAWRENCE, M.	3	13	179	13.8	1	44	59.7	10	14	195	13.9	1	44	19.5
WILSON, Jeffery	3	9	31	3.4	0	12	10.3	33	55	390	7.1	2	38	11.8
GUYTON, Jalen	3	8	185	23.1	3	72	61.7	3	8	185	23.1	3	72	61.7
SMILEY, Turner	3	8	158	19.8	0	45	52.7	37	80	997	12.5	4	55	26.9
DARDEN, Jaelon	3	8	97	12.1	1	28	32.3	3	8	97	12.1	1	28	32.3
SMITH, Kelvin	3	6	45	7.5	0	15	15.0	12	13	124	9.5	2	25	10.3
SMITH, Nic	3	5	45	9.0	1	15	15.0	3	5	45	9.0	1	15	15.0
BUSSEY, Rico	2	4	33	8.2	0	12	16.5	8	12	130	10.8	1	30	16.2
JACKSON, Q.	2	2	40	20.0	1	31	20.0	3	2	40	20.0	1	31	13.3
CHUMLEY, Caleb	2	2	17	8.5	0	9	8.5	2	2	17	8.5	0	9	8.5
PIRTLE, Jason	1	1	19	19.0	0	19	19.0	1	1	19	19.0	0	19	19.0
JOHNSON, Evan	3	1	0	0.0	0	0	0.0	3	1	0	0.0	0	0	0.0
Total	3	67	849	12.7	7	72	283.0							
Opponents	3	58	771	13.3	9	76	257.0							

Total Offense	g	plays	rush	pass	total	avg/g	g	plays	rush	pass	total	avg/g
FINE, Mason	3	111	1	815	816	272.0	13	466	119	2387	2506	192.8
WILSON, Jeffery	3	37	307	0	307	102.3	33	411	2297	0	2297	69.6
SMITH, Nic	3	24	139	0	139	46.3	3	24	139	0	139	46.3
JOHNSON, Evan	3	13	98	0	98	32.7	3	13	98	0	98	32.7
SHANBOUR, Quinn	3	9	43	34	77	25.7	4	11	43	34	77	19.2
TUCKER, Andrew	3	4	29	0	29	9.7	36	47	301	0	301	8.4
HOSLEY, C.	3	4	2	0	2	0.7	3	4	2	0	2	0.7
TEAM	2	2	-2	0	-2	-1.0						
Total	3	204	617	849	1466	488.7						
Opponents	3	235	423	771	1194	398.0						

Scoring	td	fg	PAT				dxp	saf	pts	td	fg	PAT				dxp	saf	pts
			kick	rush	rcv	pass						kick	rush	rcv	pass			
WILSON, Jeffery	5	-	-	-	-	-	-	30	23	-	-	-	-	-	-	-	138	
MOORE, Trevor	-	2-3	13-13	-	-	-	-	19	-	35-47	112-112	-	-	-	-	-	217	
GUYTON, Jalen	3	-	-	-	-	-	-	18	3	-	-	-	-	-	-	18		
SMITH, Nic	2	-	-	-	-	-	-	12	2	-	-	-	-	-	-	12		
DARDEN, Jaelon	1	-	-	-	1	-	-	8	1	-	-	1	-	-	-	8		
LAWRENCE, M.	1	-	-	-	-	-	-	6	1	-	-	-	-	-	-	6		
TUCKER, Andrew	1	-	-	-	-	-	-	6	4	-	-	-	-	-	-	24		
JACKSON, Q.	1	-	-	-	-	-	-	6	1	-	-	-	-	-	-	6		
FINE, Mason	-	-	-	-	-	1-1	-	0	2	-	-	-	-	1-2	-	12		
Total	14	2-3	13-13	-	1	1-1	-	105										
Opponents	13	2-2	13-13	-	-	-	-	99										

## 2017 Overall Individual/Career Statistics

Punt Returns	no.	yds	avg	td	lg	no.	yds	avg	td	lg
JENKINS, Eric	4	4	1.0	0	8	4	4	1.0	0	8
SMILEY, Turner	1	3	3.0	0	0	12	100	8.3	0	34
DARDEN, Jaelon	1	12	12.0	0	12	1	12	12.0	0	12
<b>Total</b>	<b>6</b>	<b>19</b>	<b>3.2</b>	<b>0</b>	<b>12</b>					
<b>Opponents</b>	<b>1</b>	<b>17</b>	<b>17.0</b>	<b>0</b>	<b>17</b>					

Kick Returns	no.	yds	avg	td	lg	no.	yds	avg	td	lg
DARDEN, Jaelon	7	129	18.4	0	29	7	129	18.4	0	29
MCCLAIN, K.	0	-4	0.0	0	0	0	-4	0.0	0	0
<b>Total</b>	<b>7</b>	<b>125</b>	<b>17.9</b>	<b>0</b>	<b>29</b>					
<b>Opponents</b>	<b>9</b>	<b>223</b>	<b>24.8</b>	<b>0</b>	<b>41</b>					

Interceptions	no.	yds	avg	td	lg	no.	yds	avg	td	lg
HALL, Kemon	1	0	0.0	0	0	1	0	0.0	0	0
LEMASTERS, W.	1	0	0.0	0	0	1	0	0.0	0	0
<b>Total</b>	<b>2</b>	<b>0</b>	<b>0.0</b>	<b>0</b>	<b>0</b>					
<b>Opponents</b>	<b>3</b>	<b>8</b>	<b>2.7</b>	<b>0</b>	<b>5</b>					

Fumble Returns	no.	yds	avg	td	lg	no.	yds	avg	td	lg
TAUAALO, T.J.	1	27	27.0	0	27	1	27	27.0	0	27
<b>Total</b>	<b>1</b>	<b>27</b>	<b>27.0</b>	<b>0</b>	<b>27</b>					
<b>Opponents</b>	<b>0</b>	<b>0</b>	<b>0.0</b>	<b>0</b>	<b>0</b>					

All Purpose	g	rush	rcv	pr	kr	ir	total	avg/g	g	rush	rcv	pr	kr	ir	total	avg/g
WILSON, Jeffery	3	307	31	0	0	0	338	112.7	33	2297	390	0	279	0	2966	89.9
DARDEN, Jaelon	3	0	97	12	129	0	238	79.3	3	0	97	12	129	0	238	79.3
GUYTON, Jalen	3	0	185	0	0	0	185	61.7	3	0	185	0	0	0	185	61.7
SMITH, Nic	3	139	45	0	0	0	184	61.3	3	139	45	0	0	0	184	61.3
LAWRENCE, M.	3	0	179	0	0	0	179	59.7	10	0	195	0	0	0	195	19.5
SMILEY, Turner	3	0	158	3	0	0	161	53.7	37	23	997	100	79	0	1199	32.4
JOHNSON, Evan	3	98	0	0	0	0	98	32.7	3	98	0	0	0	0	98	32.7
SMITH, Kelvin	3	0	45	0	0	0	45	15.0	12	0	124	0	0	0	124	10.3
SHANBOUR, Qui	3	43	0	0	0	0	43	14.3	4	43	0	0	0	0	43	10.8
JACKSON, Q.	2	0	40	0	0	0	40	20.0	3	0	40	0	0	0	40	13.3
BUSSEY, Rico	2	0	33	0	0	0	33	16.5	8	0	130	0	0	0	130	16.2
TUCKER, Andre	3	29	0	0	0	0	29	9.7	36	301	-2	1	0	0	300	8.3
PIRTLE, Jason	1	0	19	0	0	0	19	19.0	1	0	19	0	0	0	19	19.0
CHUMLEY, Cale	2	0	17	0	0	0	17	8.5	2	0	17	0	0	0	17	8.5
JENKINS, Eric	3	0	0	4	0	0	4	1.3	14	0	0	4	0	86	90	6.4
HOSLEY, C.	3	2	0	0	0	0	2	0.7	3	2	0	0	0	0	2	0.7
FINE, Mason	3	1	0	0	0	0	1	0.3	13	119	0	0	0	0	119	9.2
TEAM	2	-2	0	0	0	0	-2	-1.0								
MCCLAIN, K.	3	0	0	0	-4	0	-4	-1.3	40	0	0	0	-4	23	19	0.5
<b>Total</b>	<b>3</b>	<b>617</b>	<b>849</b>	<b>19</b>	<b>125</b>	<b>0</b>	<b>1610</b>	<b>536.7</b>								
<b>Opponents</b>	<b>3</b>	<b>423</b>	<b>771</b>	<b>17</b>	<b>223</b>	<b>8</b>	<b>1442</b>	<b>480.7</b>								

Field Goals	att	good	long	blkd	att	good	long	blkd
MOORE, Trevor	3	2	46	1	47	35	51	1
<b>Total</b>	<b>3</b>	<b>2</b>	<b>46</b>	<b>1</b>				
<b>Opponents</b>	<b>2</b>	<b>2</b>	<b>42</b>	<b>0</b>				

Punting	no.	yds	avg	lg	blk	no.	yds	avg	lg	blk
KENWORTHY, A.	12	416	34.7	44	0	12	416	34.7	44	0
<b>Total</b>	<b>12</b>	<b>416</b>	<b>34.7</b>	<b>44</b>	<b>0</b>					
<b>Opponents</b>	<b>17</b>	<b>655</b>	<b>38.5</b>	<b>47</b>	<b>0</b>					

Kickoffs	no.	yds	avg	tb	ob	no.	yds	avg	tb	ob
MOORE, Trevor	15	978	65.2	9	0	25	1592	63.7	10	0
PATTERSON, B.	5	309	61.8	1	0	5	309	61.8	1	0
<b>Total</b>	<b>20</b>	<b>1287</b>	<b>64.3</b>	<b>10</b>	<b>0</b>					

## 2017 Overall FG/Defensive/Career Statistics

Field Goals	fg	pct.	01-19	20-29	30-39	40-49	50-99	lg	blk
MOORE, Trevor	2-3	66.7	0-0	1-1	0-0	1-2	0-0	46	1

FG Sequence	North Texas	Opponents
Lamar	(24)	-
SMU	(46)	(36)
Iowa Hawkeyes	40	(42)

Numbers in (parentheses) indicate field goal was made.

##	Defensive Leaders	SEASON											CAREER										
		gp	ua	a	total	tfl	sack	int	pbu	fr	ff	blk	gp	ua	a	total	tfl	sack	int	pbu	fr	ff	blk
4	MUHAMMAD, K.	3	16	10	26	2.0	1	.	.	1	1	.	15	23	18	41	2.5	2	1	1	1	1	.
22	EJIYA, E.J.	3	8	10	18	3.5	3	.	.	.	1	.	16	34	27	61	7.0	3	.	.	.	1	.
41	MCDONALD, C.	3	11	6	17	2.0	.	.	.	.	.	.	3	11	6	17	2.0	.	.	.	.	.	.
16	HALL, Kemon	3	14	2	16	0.0	.	1	3	.	1	.	3	14	2	16	0.0	.	1	3	.	1	.
0F	MCCLAIN, K.	3	11	3	14	0.5	.	.	1	.	.	.	40	176	78	254	8.5	2	5	7	1	4	.
49	YOUNG, Roderick	3	7	6	13	1.5	.	.	.	.	.	.	27	33	36	69	7.0	2	.	.	1	.	.
44	MOORE, Sid	3	6	6	12	0.5	1	.	.	.	.	.	23	17	16	33	5.0	3	.	.	.	.	.
99	FLUSCHE, Andy	3	3	7	10	0.0	.	.	2	.	.	.	34	20	35	55	5.5	3	.	3	.	.	.
9	BROOKS, Nate	3	9	1	10	0.5	.	.	1	.	.	.	26	72	33	105	6.0	1	4	8	.	2	.
37	GARNER, Brandon	3	7	2	9	0.0	.	.	2	.	.	.	25	54	23	77	10.0	5	.	2	2	.	.
15	TAUAALO, T.J.	3	4	5	9	1.5	1	.	.	1	.	.	28	35	26	61	5.5	3	.	1	2	1	.
27	PRESTON, Ashton	3	7	.	7	1.0	.	.	1	.	.	.	26	39	16	55	5.5	1	1	3	.	1	.
50	HAMILTON, L.	3	5	1	6	2.0	.	.	.	.	.	.	15	11	4	15	5.0	1	.	.	.	.	.
24	ROBINSON, T.	3	4	1	5	0.0	.	.	.	.	.	.	14	16	7	23	0.0	.	.	1	.	.	.
18	WHEELER, Joshua	2	4	1	5	1.0	.	.	.	.	.	.	14	30	17	47	8.5	6	.	2	.	2	.
31	SANDERS, Makyle	2	4	1	5	0.0	.	.	.	.	.	.	2	4	1	5	0.0	.	.	.	.	.	.
2	JENKINS, Eric	3	4	1	5	0.0	.	.	.	.	.	.	14	17	6	23	1.0	.	3	10	.	1	.
20	LEMASTERS, W.	2	3	1	4	0.0	.	1	2	.	.	.	6	5	2	7	0.0	.	1	3	.	.	.
14	FERNANDES, C.	3	3	.	3	0.0	.	.	.	.	.	.	5	8	1	9	1.0	.	.	.	.	.	.
42	MANN, Corey	3	2	.	2	0.0	.	.	1	.	.	.	3	2	.	2	0.0	.	.	1	.	.	.
2A	DAVIS, Tyreke	2	1	1	2	0.0	.	.	.	.	.	.	2	1	1	2	0.0	.	.	.	.	.	.
17	OZOUGWU, Joe	2	.	2	2	0.0	.	.	.	.	.	.	2	.	2	2	0.0	.	.	.	.	.	.
71	MURRAY, Jordan	3	1	.	1	0.0	.	.	.	.	.	.	21	2	.	2	0.0	.	.	.	.	.	.
32	LAWRENCE, M.	3	1	.	1	0.0	.	.	.	.	.	.	10	1	.	1	0.0	.	.	.	.	.	.
25	TUCKER, Andrew	3	.	1	1	0.0	.	.	.	.	.	.	36	11	3	14	0.0	.	.	.	.	.	.
11	JOHNSON, Cam	3	1	.	1	0.0	.	.	.	.	.	.	3	1	.	1	0.0	.	.	.	.	.	.
9C	PATTERSON, B.	1	1	.	1	0.0	.	.	.	.	.	.	1	1	.	1	0.0	.	.	.	.	.	.
96	KRASNIQI, Tony	2	1	.	1	1.0	1	.	.	.	.	.	2	1	.	1	1.0	1	.	.	.	.	.
26	JOHNSON, Evan	3	1	.	1	0.0	.	.	.	.	.	.	3	1	.	1	0.0	.	.	.	.	.	.
TM	TEAM	2	.	.	.	0.0	.	.	.	1	.	.	.	.	.	.	.	.	.	.	.	.	.
90	JOHNSON, Ti.	1	.	.	.	0.0	.	.	.	.	.	.	31	18	11	29	6.0	5	.	.	.	.	.
Total		3	139	68	207	17	6	2	13	3	3	.											
Opponents		3	131	56	187	14	8	3	10	3	3	1											

## 2017 Individual Game Highs

Rushes	18	SMITH, Nic vs Lamar (Sep 02, 2017)
Yards Rushing	176	WILSON, Jeffery vs Lamar (Sep 02, 2017)
TD Rushes	3	WILSON, Jeffery vs Lamar (Sep 02, 2017)
Long Rush	62	WILSON, Jeffery vs Lamar (Sep 02, 2017)
Pass attempts	47	FINE, Mason at SMU (Sep 09, 2017)
Pass completions	32	FINE, Mason at SMU (Sep 09, 2017)
Yards Passing	424	FINE, Mason at SMU (Sep 09, 2017)
TD Passes	3	FINE, Mason vs Lamar (Sep 02, 2017)
	3	FINE, Mason at SMU (Sep 09, 2017)
Long Pass	72	FINE, Mason at SMU (Sep 09, 2017)
Receptions	8	LAWRENCE, M. at SMU (Sep 09, 2017)
Yards Receiving	109	GUYTON, Jalen at SMU (Sep 09, 2017)
TD Receptions	2	GUYTON, Jalen at SMU (Sep 09, 2017)
Long Reception	72	GUYTON, Jalen at SMU (Sep 09, 2017)
Field Goals	1	MOORE, Trevor vs Lamar (Sep 02, 2017)
	1	MOORE, Trevor at SMU (Sep 09, 2017)
Long Field Goal	46	MOORE, Trevor at SMU (Sep 09, 2017)
Punts	5	KENWORTHY, A. at Iowa Hawkeyes (Sep 16, 2017)
Punting Avg	38.8	KENWORTHY, A. at SMU (Sep 09, 2017)
Long Punt	44	KENWORTHY, A. at SMU (Sep 09, 2017)
Punts inside 20	2	KENWORTHY, A. vs Lamar (Sep 02, 2017)
	2	KENWORTHY, A. at Iowa Hawkeyes (Sep 16, 2017)
Long Punt Return	12	DARDEN, Jaelon at SMU (Sep 09, 2017)
Long Kickoff Return	29	DARDEN, Jaelon vs Lamar (Sep 02, 2017)
	29	DARDEN, Jaelon at SMU (Sep 09, 2017)
Tackles	13	MUHAMMAD, K. at Iowa Hawkeyes (Sep 16, 2017)
Sacks	2.0	EJIYA, E.J. at SMU (Sep 09, 2017)
Tackles For Loss	2.0	EJIYA, E.J. at SMU (Sep 09, 2017)
	2.0	HAMILTON, L. at SMU (Sep 09, 2017)
Interceptions	1	LEMASTERS, W. vs Lamar (Sep 02, 2017)
	1	HALL, Kemon at SMU (Sep 09, 2017)

## 2017 Team Game Highs

Rushes	60	vs Lamar (Sep 02, 2017)
Yards Rushing	436	vs Lamar (Sep 02, 2017)
Yards Per Rush	7.3	vs Lamar (Sep 02, 2017)
TD Rushes	5	vs Lamar (Sep 02, 2017)
Pass attempts	47	at SMU (Sep 09, 2017)
Pass completions	32	at SMU (Sep 09, 2017)
Yards Passing	424	at SMU (Sep 09, 2017)
Yards Per Pass	9.7	vs Lamar (Sep 02, 2017)
TD Passes	3	vs Lamar (Sep 02, 2017)
	3	at SMU (Sep 09, 2017)
Total Plays	84	vs Lamar (Sep 02, 2017)
Total Offense	668	vs Lamar (Sep 02, 2017)
Yards Per Play	8.0	vs Lamar (Sep 02, 2017)
Points	59	vs Lamar (Sep 02, 2017)
Sacks By	3	at SMU (Sep 09, 2017)
First Downs	31	vs Lamar (Sep 02, 2017)
Penalties	13	at Iowa Hawkeyes (Sep 16, 2017)
Penalty Yards	119	at Iowa Hawkeyes (Sep 16, 2017)
Turnovers	3	at SMU (Sep 09, 2017)
Interceptions By	1	vs Lamar (Sep 02, 2017)
	1	at SMU (Sep 09, 2017)
Punts	5	at Iowa Hawkeyes (Sep 16, 2017)
Punting Avg	38.8	at SMU (Sep 09, 2017)
Long Punt	44	at SMU (Sep 09, 2017)
Punts inside 20	2	vs Lamar (Sep 02, 2017)
	2	at Iowa Hawkeyes (Sep 16, 2017)
Long Punt Return	12	at SMU (Sep 09, 2017)

## 2017 Opponent Individual Game Highs

Rushes	19	Young, Toren, at Iowa Hawkeyes (Sep 16, 2017)
Yards Rushing	78	Young, Toren, at Iowa Hawkeyes (Sep 16, 2017)
TD Rushes	2	JONES, Xavier, at SMU (Sep 09, 2017)
	2	Kelly-Martin,I., at Iowa Hawkeyes (Sep 16, 2017)
Long Rush	47	JONES, Xavier, at SMU (Sep 09, 2017)
Pass attempts	39	HICKS, Ben, at SMU (Sep 09, 2017)
Pass completions	20	HICKS, Ben, at SMU (Sep 09, 2017)
Yards Passing	312	HICKS, Ben, at SMU (Sep 09, 2017)
TD Passes	4	HICKS, Ben, at SMU (Sep 09, 2017)
Long Pass	76	GILLINS, D.J., at SMU (Sep 09, 2017)
Receptions	8	SUTTON, C., at SMU (Sep 09, 2017)
Yards Receiving	163	SUTTON, C., at SMU (Sep 09, 2017)
TD Receptions	4	SUTTON, C., at SMU (Sep 09, 2017)
Long Reception	76	GAILLIARD, M., at SMU (Sep 09, 2017)
Field Goals	1	WILLIAMS, Josh, at SMU (Sep 09, 2017)
	1	Recinos, Miguel, at Iowa Hawkeyes (Sep 16, 2017)
Long Field Goal	42	Recinos, Miguel, at Iowa Hawkeyes (Sep 16, 2017)
Punts	7	Slaydon, Tyler, vs Lamar (Sep 02, 2017)
	7	SACKVILLE, J., at SMU (Sep 09, 2017)
Punting Avg	47.0	Rastetter, C., at Iowa Hawkeyes (Sep 16, 2017)
Long Punt	47	SACKVILLE, J., at SMU (Sep 09, 2017)
	47	Rastetter, C., at Iowa Hawkeyes (Sep 16, 2017)
Punts inside 20	2	Slaydon, Tyler, vs Lamar (Sep 02, 2017)
	2	SACKVILLE, J., at SMU (Sep 09, 2017)
Long Punt Return	17	Jackson, Joshua, at Iowa Hawkeyes (Sep 16, 2017)
Long Kickoff Return	41	Giles, Zae, vs Lamar (Sep 02, 2017)
Tackles	11	Randle jr., Rod, vs Lamar (Sep 02, 2017)
Sacks	2.0	MITCHELL, Kyran, at SMU (Sep 09, 2017)
	2.0	LAWLER, Justin, at SMU (Sep 09, 2017)
Tackles For Loss	3.0	LAWLER, Justin, at SMU (Sep 09, 2017)
Interceptions	1	McQUEEN, Elijah, at SMU (Sep 09, 2017)
	1	GARY, Demerick, at SMU (Sep 09, 2017)
	1	Jackson, Joshua, at Iowa Hawkeyes (Sep 16, 2017)

## 2017 Opponent Team Game Highs

Rushes	59	at Iowa Hawkeyes (Sep 16, 2017)
Yards Rushing	238	at Iowa Hawkeyes (Sep 16, 2017)
Yards Per Rush	4.0	at Iowa Hawkeyes (Sep 16, 2017)
TD Rushes	2	at SMU (Sep 09, 2017)
	2	at Iowa Hawkeyes (Sep 16, 2017)
Pass attempts	41	vs Lamar (Sep 02, 2017)
	41	at SMU (Sep 09, 2017)
Pass completions	22	at SMU (Sep 09, 2017)
Yards Passing	394	at SMU (Sep 09, 2017)
Yards Per Pass	9.6	at SMU (Sep 09, 2017)
TD Passes	5	at SMU (Sep 09, 2017)
Total Plays	86	at Iowa Hawkeyes (Sep 16, 2017)
Total Offense	493	at SMU (Sep 09, 2017)
Yards Per Play	6.6	at SMU (Sep 09, 2017)
Points	54	at SMU (Sep 09, 2017)
Sacks By	5	at SMU (Sep 09, 2017)
First Downs	28	at Iowa Hawkeyes (Sep 16, 2017)
Penalties	6	at Iowa Hawkeyes (Sep 16, 2017)
Penalty Yards	63	at Iowa Hawkeyes (Sep 16, 2017)
Turnovers	2	vs Lamar (Sep 02, 2017)
	2	at Iowa Hawkeyes (Sep 16, 2017)
Interceptions By	2	at SMU (Sep 09, 2017)
Punts	9	vs Lamar (Sep 02, 2017)
Punting Avg	47.0	at Iowa Hawkeyes (Sep 16, 2017)
Long Punt	47	at SMU (Sep 09, 2017)
	47	at Iowa Hawkeyes (Sep 16, 2017)
Punts inside 20	3	vs Lamar (Sep 02, 2017)
Long Punt Return	17	at Iowa Hawkeyes (Sep 16, 2017)



## 2017 Drive Summaries

September 2, 2017 vs. Lamar

Team	Qtr	Drive Started			Drive Ended			Consumed	
		Spot	Time	Obtained	Spot	Time	How lost	PI - Yds	TOP
NT	1st	N40	13:56	Punt	L00	12:01	*TOUCHDOWN	6 - 60	1:55 .
NT		N17	09:48	Punt	L00	08:38	*TOUCHDOWN	3 - 83	1:10
NT		L47	08:06	Fumble	L07	04:04	*FIELD GOAL	9 - 40	4:02 .
NT		N10	00:00	Punt	N05	01:40	Fumble	0 - (5)	0:00
NT		L44	00:34	Kickoff	L00	10:26	*TOUCHDOWN	12 - 44	5:08 .
NT	2nd	N32	09:12	Punt	L00	08:28	*TOUCHDOWN	2 - 68	0:44
NT		L47	08:28	Downs	N50	06:10	Punt	3 - (3)	2:18
NT		N34	04:59	Kickoff	L00	01:56	*TOUCHDOWN	6 - 66	3:03
NT		N29	01:06	Punt	L36	00:00	End of half	5 - 35	1:06
NT	3rd	N35	15:00	Kickoff	L00	12:31	*TOUCHDOWN	6 - 65	2:29 .
NT		N17	10:14	Punt	L00	06:02	*TOUCHDOWN	10 - 83	4:12 .
NT		N33	05:19	Punt	N33	03:50	Punt	3 - 0	1:29
NT		N37	02:48	Punt	L00	14:54	*TOUCHDOWN	7 - 63	2:54 .
NT	4th	N25	13:11	Punt	N47	09:25	Punt	5 - 22	3:46
NT		N31	05:39	Downs	L35	01:23	Downs	7 - 34	4:16
NT		L43	00:22	Interception	L45	00:00	End of half	1 - (2)	0:22

September 9, 2017 at SMU

Team	Qtr	Drive Started			Drive Ended			Consumed	
		Spot	Time	Obtained	Spot	Time	How lost	PI - Yds	TOP
NT	1st	V25	15:00	Kickoff	H00	11:41	*TOUCHDOWN	7 - 75	3:19 .
NT		H43	10:45	Punt	H29	08:45	*FIELD GOAL	5 - 14	2:00
NT		V09	06:43	Kickoff	V07	04:16	Punt	3 - (2)	2:27
NT		V29	02:26	Kickoff	H38	13:45	Downs	9 - 33	3:41
NT	2nd	V06	11:38	Interception	V24	08:07	Punt	6 - 18	3:31
NT		V20	05:08	Kickoff	H43	02:26	Interception	8 - 37	2:42
NT		V28	00:10	Kickoff	V42	00:00	End of half	1 - 14	0:10
NT	3rd	V32	00:00	Punt	V35	14:29	Fumble	0 - 3	0:00
NT		V25	14:24	Kickoff	V25	14:16	Interception	1 - 0	0:08
NT		V36	11:15	Kickoff	V41	09:59	Punt	3 - 5	1:16
NT		V28	07:07	Punt	H00	06:56	*TOUCHDOWN	1 - 72	0:11
NT		V12	04:51	Punt	V00	04:02	*SAFETY	1 - (12)	0:49
NT		V32	02:54	Punt	H28	00:00	Downs	9 - 40	2:54
NT	4th	V30	14:30	Kickoff	V35	11:39	Punt	6 - 5	2:51
NT		V26	11:27	Kickoff	H00	10:45	*TOUCHDOWN	2 - 74	0:42
NT		V16	07:24	Punt	H00	03:24	*TOUCHDOWN	8 - 84	4:00 .
NT		H41	00:54	Punt	H10	00:00	End of half	5 - 31	0:54 .

## 2017 Drive Summaries

September 16, 2017 at Iowa

Team	Qtr	Drive Started			Drive Ended			Consumed	
		Spot	Time	Obtained	Spot	Time	How lost	Pl - Yds	TOP
NT	1st	V20	08:18	Fumble	H00	05:34	*TOUCHDOWN	6 - 80	2:44
NT		V12	00:52	Kickoff	V29	13:07	Punt	7 - 17	2:45
NT	2nd	V34	10:36	Downs	H23	08:12	Missed FG	7 - 43	2:24
NT		V25	05:23	Kickoff	V34	03:15	Punt	3 - 9	2:08
NT		H43	00:00	Fumble	H16	01:52	Fumble	0 - 27	0:00
NT		V34	00:46	Punt	H00	00:11	*TOUCHDOWN	5 - 66	0:35
NT	3rd	V25	15:00	Kickoff	H41	11:16	Punt	8 - 34	3:44
NT		V25	04:24	Kickoff	H41	02:06	Punt	6 - 34	2:18
NT	4th	V08	08:16	Kickoff	V18	05:46	Punt	4 - 10	2:30
NT		V25	01:47	Kickoff	V25	01:40	Interception	1 - 0	0:07

## 2017 Long Plays

### 15-YARD PLUS PLAYS

Yds	Type	Player(s)	Opponent
72*	Pass	GUYTON, Jalen from FINE, Mason	SMU
62*	Rush	WILSON, Jeffery	Lamar
49	Rush	WILSON, Jeffery	Lamar
45	Pass	SMILEY, Turner from FINE, Mason	SMU
44*	Pass	LAWRENCE, M. from FINE, Mason	Lamar
41	Pass	SMILEY, Turner from FINE, Mason	Iowa Hawkeyes
41*	Rush	WILSON, Jeffery	Iowa Hawkeyes
37	Pass	LAWRENCE, M. from FINE, Mason	SMU
35	Pass	GUYTON, Jalen from FINE, Mason	Lamar
32	Rush	SMITH, Nic	Lamar
31*	Pass	JACKSON, Q. from FINE, Mason	Lamar
30	Pass	SMILEY, Turner from FINE, Mason	SMU
29	KR	DARDEN, Jaelon	SMU
29*	Pass	GUYTON, Jalen from FINE, Mason	SMU
29	KR	DARDEN, Jaelon	Lamar
28	Rush	SHANBOUR, Quinn	Lamar
28	Pass	DARDEN, Jaelon from FINE, Mason	SMU
27	FR	TAUAAALO, T.J.	Iowa Hawkeyes
19	KR	DARDEN, Jaelon	SMU
19	Pass	GUYTON, Jalen from FINE, Mason	Lamar
19	Pass	PIRTLE, Jason from FINE, Mason	SMU
18	Rush	WILSON, Jeffery	Lamar
16	Pass	LAWRENCE, M. from FINE, Mason	Lamar
16	Rush	FINE, Mason	SMU
16	Rush	JOHNSON, Evan	Lamar
16	KR	DARDEN, Jaelon	SMU
15	Pass	SMITH, Nic from FINE, Mason	Lamar
15	Pass	LAWRENCE, M. from FINE, Mason	SMU
15	Pass	SMITH, Kelvin from FINE, Mason	Lamar
15	Pass	DARDEN, Jaelon from FINE, Mason	Iowa Hawkeyes
15	Rush	SMITH, Nic	Lamar
15	Pass	SMILEY, Turner from FINE, Mason	Iowa Hawkeyes

\* touchdown scored on play

### LONG PLAYS BY THE NUMBERS

Long Plays By Yards	No.	TD
100+	0	0
90-99	0	0
80-89	0	0
70-79	1	1
60-69	1	1
50-59	0	0
40-49	5	2
30-39	5	1
20-29	6	1

Long Plays By Type	No.	TD
Rushing	5	2
Passing	10	4
Punt returns	0	0
Kick returns	2	0
Interceptions	0	0
Fumble returns	1	0
Other	0	0
<b>TOTAL</b>	<b>18</b>	<b>6</b>

### 15-YARD PLUS BY PLAYER

Player	No.	TD	R	P	KR	PR	IR	FR
DARDEN, Jaelon	6	0	0	2	4	0	0	0
WILSON, Jeffery	4	2	4	0	0	0	0	0
GUYTON, Jalen	4	2	0	4	0	0	0	0
LAWRENCE, M.	4	1	0	4	0	0	0	0
SMILEY, Turner	4	0	0	4	0	0	0	0
SMITH, Nic	3	0	2	1	0	0	0	0
JACKSON, Q.	1	1	0	1	0	0	0	0
JOHNSON, Evan	1	0	1	0	0	0	0	0
SMITH, Kelvin	1	0	0	1	0	0	0	0
FINE, Mason	1	0	1	0	0	0	0	0
PIRTLE, Jason	1	0	0	1	0	0	0	0
SHANBOUR, Quinn	1	0	1	0	0	0	0	0
TAUAAALO, T.J.	1	0	0	0	0	0	0	1
<b>TOTAL</b>	<b>32</b>	<b>6</b>	<b>9</b>	<b>18</b>	<b>4</b>	<b>0</b>	<b>0</b>	<b>1</b>

### LONGEST PLAYS OF THE YEAR

- Rushing
  - 62 WILSON, Jeffery vs Lamar (9/2/2017)
- Rushing Touchdown
  - 62 WILSON, Jeffery vs Lamar (9/2/2017)
- Passing
  - 72 GUYTON, Jalen from FINE, Mason vs SMU (9/9/2017)
- Passing Touchdown
  - 72 GUYTON, Jalen from FINE, Mason vs SMU (9/9/2017)
- Punt Return
  - 12 DARDEN, Jaelon vs SMU (9/9/2017)
- Kick Return
  - 29 DARDEN, Jaelon vs SMU (9/9/2017)
  - 29 DARDEN, Jaelon vs Lamar (9/2/2017)
- Interception Return
  - 0 HALL, Kemon vs SMU (9/9/2017)
  - 0 LEMASTERS, W. vs Lamar (9/2/2017)
- Fumble Return
  - 27 TAUAAALO, T.J. vs Iowa Hawkeyes (9/16/2017)
- Punt
  - 44 KENWORTHY, A. vs SMU (9/9/2017)
- Field Goal
  - 46 MOORE, Trevor vs SMU (9/9/2017)

## 2017 Participation

74	ANTHONY, C.	1/-	XXX	...	...
54	BARR, Creighton	2/2	START	...	START
9	BROOKS, Nate	3/3	START	START	START
8	BUSSEY, Rico	2/-	...	XXX	XXX
1A	CASON, Mitch	1/-	XXX	...	...
1E	CHUMLEY, Caleb	3/-	XXX	XXX	XXX
84	DARDEN, Jaelon	3/-	XXX	XXX	XXX
2A	DAVIS, Tyreke	3/-	XXX	XXX	XXX
89	DUHON, Kam	3/-	XXX	XXX	XXX
29	DURHAM, Nate	3/-	XXX	XXX	XXX
22	EJIYA, E.J.	3/3	START	START	START
14	FERNANDES, C.	3/-	XXX	XXX	XXX
6	FINE, Mason	3/3	START	START	START
99	FLUSCHE, Andy	3/2	XXX	START	START
37	GARNER, Brandon	3/3	START	START	START
73	GUNTER, Garrett	1/-	XXX	...	...
01	GUYTON, Jalen	3/3	START	START	START
82	HAIR-GRIFFIN, D	2/-	XXX	XXX	...
16	HALL, Kemon	3/3	START	START	START
50	HAMILTON, L.	3/2	XXX	START	START
53	HENSON, T.J.	2/2	...	START	START
46	HOSLEY, C.	3/-	XXX	XXX	XXX
13	JACKSON, Q.	2/-	XXX	...	XXX
2	JENKINS, Eric	3/-	XXX	XXX	XXX
11	JOHNSON, Cam	3/-	XXX	XXX	XXX
2F	JOHNSON, Evan	3/-	XXX	XXX	XXX
90	JOHNSON, Ti.	1/1	START	...	...
36	KENWORTHY, A.	3/-	XXX	XXX	XXX
96	KRASNIQI, Tony	2/-	XXX	XXX	...
32	LAWRENCE, M.	3/3	START	START	START
20	LEMASTERS, W.	2/-	XXX	XXX	...
4D	MAKI, Cannon	1/-	XXX	...	...
42	MANN, Corey	3/-	XXX	XXX	XXX
79	MAYFIELD, Riley	3/3	START	START	START
0F	MCCLAIN, K.	3/3	START	START	START
41	MCDONALD, C.	3/3	START	START	START
23	MEANS, Connor	3/-	XXX	XXX	XXX
39	MOORE, Jameel	2/-	XXX	XXX	...
44	MOORE, Sid	3/1	START	XXX	XXX
30	MOORE, Trevor	3/-	XXX	XXX	XXX
60	MOSE, Sosaia	2/2	START	START	...
4	MUHAMMAD, K.	3/3	START	START	START
68	MUNDEN, Chett	1/-	XXX	...	...
71	MURRAY, Jordan	3/3	START	START	START
17	OZOUGWU, Joe	2/-	XXX	...	XXX
52	PAHINUI, Jevin	1/-	XXX	...	...
9C	PATTERSON, B.	1/-	XXX	...	...
88	PIRTLE, Jason	2/-	...	XXX	XXX
27	PRESTON, Ashton	3/2	START	START	XXX
24	ROBINSON, T.	3/-	XXX	XXX	XXX
0B	RUTHERFORD, O.	1/-	XXX	...	...
26	SANDERS, Makyle	2/-	XXX	...	XXX
19	SHANBOUR, Quinn	3/-	XXX	XXX	XXX
1	SMILEY, Turner	3/3	START	START	START
87	SMITH, Kelvin	3/3	START	START	START
21	SMITH, Nic	3/-	XXX	XXX	XXX
15	TAUAALO, T.J.	3/-	XXX	XXX	XXX
78	THOMAS, Jalen	2/-	XXX	...	XXX
25	TUCKER, Andrew	3/-	XXX	XXX	XXX
11	UMEAKUANA, N.	3/-	XXX	XXX	XXX
18	WHEELER, Joshua	2/1	...	XXX	START
3	WILSON, Jeffery	3/3	START	START	START
77	WOODWORTH, Elex	3/3	START	START	START
49	YOUNG, Roderick	3/3	START	START	START