



North Texas Football

Assistant Athletic Director of Communications (Football contact): Jordan Stepp
 Phone: (805) 551-8648 • Email: jordan.stepp@unt.edu

Website: MeanGreenSports.com • Facebook: Facebook.com/MeanGreenFB • Twitter: @MeanGreenFB • Instagram: @MeanGreenFB • #GMG • #NewDenton

2017 SCHEDULE

Overall: 1-1 • C-USA: 0-0

DATE	OPPONENT	TIME/RESULT
9/2	vs. Lamar ~	W, 59-14
9/9	at SMU ~	L, 54-32
9/16	at Iowa ~	2:30 p.m.
9/23	vs. UAB*~	5:30 p.m.
9/30	at Southern Miss*~	6 p.m.
10/14	vs. UTSA*~	5:30 p.m.
10/21	at Florida Atlantic*~	TBD
10/28	vs. Old Dominion*~	5:30 p.m.
11/4	at Louisiana Tech*~	2:30 p.m.
11/11	vs. UTEP*~	4 p.m.
11/18	vs. Army~	5:30 p.m.
11/25	at Rice*~	12 p.m.

*Denotes Conference USA Contest, ~ Mean Green Sports Network (radio). All Game Times Listed in CT and are subject to change

By The Numbers

45.5

Through two games, the Mean Green are averaging 45.5 points per game. North Texas averaged 24.8 ppg last season, which was a jump of 9.6 from 2015 prior to Seth Littrell's arrival in Denton

424

Sophomore QB Mason Fine threw for a career-high 424 yards last week, becoming just the eighth player in school history to throw for 400-plus in a game

109

Redshirt sophomore WR Jalen Guyton caught three passes for 109 yards and three touchdowns last week. North Texas had only three players register 100-yard receiving games last year

110

Junior K Trevor Moore has made 110 consecutive extra points heading into week three, which is a school record

@MeanGreenFB

North Texas MEAN GREEN (1-1, 0-0 C-USA)



North Texas (1-1, 0-0 C-USA) travels to the Midwest to take on Big Ten foe Iowa (2-0, 0-0 Big Ten) Saturday at 2:30 p.m. at Kinnick Stadium in Iowa City. The Mean Green fell 54-32 at SMU last week, while Iowa knocked off Iowa State in the Battle for the Cy-Hawk Trophy in Ames with a 44-41 overtime victory.

Saturday's game will be broadcast live on ESPN2 by Anish Shroff (pxp), Ahmad Brooks (analyst) and Roddy Jones (field analyst) as well as on the radio on the Mean Green Sports Network with Dave Barnett (pxp) and Hank Dickenson (analyst).

North Texas at Iowa

Date Sat., Sept. 16 | 2:30 p.m. CT
 Venue Kinnick Stadium
 Location.....Iowa City, Iowa
 Live Stats MeanGreenSports.com
 Live Tweets @MeanGreenFB
 TV ESPN2
 Radio KHYI 95.3 FM
 KNTU 88.1 FM
 KGAF 1580 AM
 Series Iowa leads 1-0
 Last Meeting ..Iowa 62, North Texas 16, in Iowa City, Iowa, on 9/26/15

IOWA

HAWKEYES (2-0, 0-0 BIG TEN)



North Texas' Top Storylines, Streaks & Trends

Next Up

The Mean Green return home to open Conference USA play Saturday, Sept. 23, to host UAB. That game kicks off at 5:30 p.m. CT and will be broadcast live on beINSports.

That's Offensive

One week after rolling up a school-record 668 yards of total offense in a win over Lamar, the Mean Green posted 493 at SMU. They are averaging 580.5 yards per game, which ranks ninth in the Football Bowl Subdivision and first in Conference USA.

* Last season North Texas averaged 341.8 per game.

* North Texas ranks 14th nationally in time of possession, holding the ball for 35:28 per game, which is second-best in C-USA.

Passing Prowess

The Mean Green threw for 424 yards last week at SMU, and are now averaging 328.0 yards per game.

* That ranks 17th in the country and is best in Conference USA.

* North Texas ranks 24th nationally in pass efficiency at 168.88, which is second in C-USA.

Rushing Ahead

Though North Texas struggled on the ground in week two at SMU (69 yards), the Mean Green still rank 20th in the nation, averaging 252.2 yards per game. That mark is also second-best in the conference.

* North Texas posted 436 rushing yards, which was the fourth-best performance in school history in week one against Lamar. The 436 yards were just 28 yards shy of the school record of 464, which has been accomplished twice, most recently against Middle Tennessee in 2011.

* North Texas is averaging 5.8 yards per carry

Creeping Up on 500

The Mean Green picked up their 499th victory in program history in week one when they knocked off Lamar. With a win Saturday against Iowa, they would pick

up No. 500 as a program.

More Plays

North Texas is averaging 79 plays per game in the first two weeks after running 74 last week at SMU.

* The Mean Green averaged 67.3 plays per game in 2016.

First Downs

North Texas has posted 53 first downs over the first two weeks, which ranks 16th-best in the country and the most in Conference USA.

* The Mean Green had 22 first downs last week at SMU.

Score!

The Mean Green are averaging 45.5 points per game through two weeks, which leads Conference USA and ranks 16th-best in the country.

* North Texas averaged 24.6 ppg in 2016

* The Mean Green made a 9.6 ppg jump in 2016, head coach Seth Littrell's first in Denton.

* North Texas scored 59 points in the season-opener and 32 last week at SMU

Explosive Plays

The Mean Green had six plays through the air of 20-yards or more last week at SMU.

* Two of those went for touchdowns (72 yards and 29 yards), both on passes by sophomore quarterback Mason Fine (Locust Grove, Oklahoma) to redshirt sophomore receiver Jalen Guyton (Allen).

Wilson's Success Drives Mean Green

Mean Green senior running back Jeffery Wilson (Elkhart, Texas), Conference USA's week one Player of the Week, carried 13 times for just 36 yards with one touchdown last week at SMU.

* Wilson leads C-USA in rushing and ranks 26th in the nation with 212 yards and is tied for fifth nationally in rushing touchdowns (four).

* His 8.48 yards per carry ranks 13th-best in the nation

* Wilson has rushed for 2,202 yards in his

career, which places him in a tie for eighth in school history with Brandin Byrd (2010-13).

* Wilson is only 18 yards from Darrin Collins' (1986-89) seventh spot and 54 yards from Bernard Jackson (1978-80) for sixth.

* Wilson is tied for sixth in school history in rushing touchdowns (20) with Terrance Brown (1992-93) and is six behind Ken Bahnsen (1950-52) for fifth.

* Last season Wilson finished with 169 carries for 936 yards, which was a career high for a single season in just 11 games.

Mason More Than Fine

Sophomore quarterback Mason Fine (Locust Grove, Oklahoma) completed 32-of-47 passes last week for a career-high 424 yards and a career-high-tying three touchdowns (two interceptions).

* It marked Fine's second career multi-touchdown game. Both have come this season.

* The three-touchdown performance also equaled a season-high (Alec Morris vs. Southern Miss) from a year ago for the Mean Green.

* His 72-yard touchdown strike to redshirt sophomore Jalen Guyton (Allen) was the longest touchdown pass of Fine's career. His previous long was 44-yards on 9/2/17 vs. Lamar.

* Fine's six touchdown passes through two weeks of play equal his output from 10 games last season. They also rank ninth-best in the country and best in Conference USA.

* His 172.4 pass efficiency rating is 19th-best in the country and second-best in the conference.

* Fine's 648 passing yards make up 41.2-percent of his passing yardage from 2016 (10 games played). 648 yards is also 15th-best in the nation and tops in C-USA.

* Fine is responsible for 38 points this season, which is 14th-best in the country and best in C-USA.

* Fine's 424-yard performance last week at SMU was the sixth-best in program history and the best since Giovanni Vizza threw for

478 against Navy in 2007. Fine is now one of eight players in Mean Green history to have thrown for 400 yards or more.

- 1. Daniel Meager vs. SMU, 2007 601
- 2. Steve Ramsey vs. La.-Lafayette, 1969 495
- 3. Mitch Maher vs. SFA, 1994 486
- 4. Giovanni Vizza vs. Navy, 2007 478
- 5. Steve Ramsey vs. Cincinnati, 1968 433
- 6. **Mason Fine at SMU, 2017 424**

* Fine now has seven 200-yard passing games in his career, which ties for seventh-most in school history with Scott Hall (2000-04) and Riley Dodge (2008-10).

* Fine's 61.4 career completion percentage ranks third in school history for players with a minimum of 200 completions (Fine has 202).

- 1. Riley Dodge (311-481), 2008-10 64.7
- 2. Jordan Case (218-354), 1977-79 61.6
- 3. **Mason Fine (202-329), 2016-17 61.4**

* His career passing efficiency rating of 125.86 ranks fifth in program history.

- 1. Scott Hall, 2000-04 132.26
- 2. Mitch Maher, 1991-94 128.56
- 3. Scott Davis, 1987-90 126.44
- 4. Derek Thompson, 2009-13 126.27
- 5. **Mason Fine, 2016-17 125.86**

McClain Leads Mean Green Defense

A preseason All-Conference USA selection for the second consecutive year, senior safety Kishawn McClain (Rosenberg, Texas) garnered second team All-Conference honors in 2016 in Conference USA. For the second straight season, McClain led the team in tackles with 91 (67 solo) to go along with one-and-a-half sacks, five tackles for loss, three interceptions, two forced fumbles and three pass break-ups in 13 appearances.

* McClain recorded five tackles last week vs. at SMU and has a total of eight stops (0.5 for a loss) and a pass break-up in 2017.

* McClain had double-digit tackles four different times in 2016.

Moore, Moore, Moore

Senior kicker Trevor Moore holds the school record for most consecutive made extra points. The Edmond, Oklahoma, native pushed his school record to 110 straight made PATs after going 3-for-3 last week at

MEDIA AVAILABILITY FOR WEEK 3

4	5	6	7	8	9	10
No Media Availability	Practice at Athletic Center 8:55 a.m. Seth Littrell Press Conference 11:30 a.m. Team Meeting Room, Ground floor of Athletic Center Only day for player availability immediately following press conference	Practice at Athletic Center Seth Littrell available for out of town media No player availability	Walk through at Athletic Center No player availability	Practice at Athletic Center No player availability Travel to Iowa City	Kickoff at Iowa at 2:30 p.m. CT	Player Conditioning at the Athletic Center

NORTH TEXAS MEDIA SERVICES

Who to contact:

Jordan Stepp: 940-369-8329 (Office)
805-551-8648 (Cell)
E-mail: jordan.stepp@unt.edu

Eric Capper: 940-565-2476 (Office)
940-367-0727 (Cell)
E-mail: eric.capper@unt.edu

Practice Coverage

Media has limited access to North Texas football practice. The media may view the first 20 minutes of practices on Tuesday and Wednesday. The remaining practice is closed to all media and fans.

Credentials For Media

Those wishing to cover North Texas must contact Jordan Stepp for credentials for home and away games.

Tuesday Press Conference

Head coach Seth Littrell's weekly media availability for local media will be conducted at a press conference on Tuesday in the Team Meeting Room on the bottom floor of the Athletic Center following practice around 11:30 a.m.

Post-Practice Interviews

Interviews following practice on Tuesday will be conducted only for requested players. **Requests for players should be made in advance through the athletic communications office by Monday at 12 p.m.** Special exemptions may be granted to those media wishing to interview a specific student-athlete before practice or on a different day at the discretion of the athletic communications office.

All out of town media with requests for Coach Littrell, assistant coaches or players must contact Jordan Stepp.

Post-Game Interviews

The North Texas locker room is closed to all members of the media. Head coach Seth Littrell and requested players will be available for interviews following a brief cooling off period. Postgame interviews at Apogee Stadium will be held in the team meeting room in the Athletic Center.



COLLEGEPRESSBOX.COM IS THE OFFICIAL MEDIA WEBSITE FOR DIVISION I FOOTBALL. ACCESS AND DOWNLOAD WEEKLY GAME NOTES, QUOTES, STATISTICS, MEDIA GUIDES, HEADSHOTS, LOGOS AND MORE FOR EACH CONFERENCE AND ITS MEMBER SCHOOLS. LOGIN INFORMATION WILL BE DISTRIBUTED TO ACCREDITED MEDIA OR YOU CAN APPLY FOR A PASSWORD BY SENDING AN E-MAIL TO PASSWORD@COLLEGEPRESSBOX.COM.

SMU. Moore has never missed an extra point attempt in his career. Moore broke the record of 61 that was previously held by Keith Chapman (1987-89) last season.

* Moore holds the school record for career field goal percentage (76.1-percent).

* He also holds the program record for field goal percentage in a season (88.2-percent in 2014).

* Moore sits atop seven statistical categories in school history. In addition to field goal percentage in a single season and career and most consecutive extra points made, Moore also is the leader in extra point percentage in a single season and career (100-percent), extra points made in a single game (11 against Nicholls in 2014) and field goals made in a single game (five against SMU in 2014).

* Moore ranks in the top three in four other North Texas statistical categories, and is fourth among active Football Bowl Subdivision kickers in consecutive extra points made. The senior aims to wrap his career as the most decorated kicker in school history. His 110 extra points made are second all-time to Nick Bazaldua's (2002-05) 121.

Most Consecutive Extra Points Made (active NCAA FBS kickers)

1. Daniel Carlson, Sr., Auburn – 146
2. Aaron Medley, Sr., Tennessee – 128
3. Sean Nurenberger, Sr., Ohio State – 112
4. **Trevor Moore, Sr., North Texas – 110**

Smith Seventh In C-USA

Redshirt freshman Nic Smith (Arlington) carried five times for 31 yards at SMU, and now has 23 carries on the season for 132 yards with a touchdown. His 132 yards rank seventh in Conference USA.

* Smith finished his high school career as

NORTH TEXAS QUICK FACTS

LOCATION	DENTON, TEXAS
FOUNDED	1890
PRESIDENT	DR. NEAL SMATRESK
ENROLLMENT	37,979
FOUNDED	1890
ATHLETIC DIRECTOR	WREN BAKER
NICKNAME	MEAN GREEN
COLORS.....	GREEN AND WHITE
HOME FIELD.....	APOGEE STADIUM
CAPACITY	30,850
SURFACE	ARTIFICIAL
FIRST YEAR OF FOOTBALL.....	1913
YEARS OF FOOTBALL.....	103
CONFERENCE.....	CONFERENCE USA
HEAD COACH.....	SETH LITRELL
OVERALL RECORD	6-9 (2ND SEASON)
RECORD AT NORTH TEXAS	6-9 (2ND SEASON)
PRIMARY OFFENSE	SPREAD
PRIMARY DEFENSE.....	MULTIPLE

MEAN GREEN TEAM RECORD

OVERALL.....	499-498-33
HOME	268-149-12
AWAY	228-342-21
NEUTRAL	3-6
SINCE DIV. I-A (1995)	87-173
APOGEE STADIUM RECORD	21-14

VERSUS OTHER FBS CONFERENCES

AAC.....	1-2
ACC.....	0-4
BIG EAST	0-1
BIG 12	7-58
BIG 10	1-2
CONFERENCE USA	45-69-1
INDEPENDENT.....	3-4
MID-AMERICAN.....	3-5
MOUNTAIN WEST	7-15
PAC-12.....	2-4
SEC.....	3-37
SUN BELT.....	41-46
WAC.....	34-75-2

CURRENT TEAM STREAKS

WINS	0
HOME WINS.....	2
AWAY WINS.....	0
C-USA WINS	0
LOSSES	1
HOME LOSSES.....	0
AWAY LOSSES.....	4
NON-CONFERENCE WINS	0
NON-CONFERENCE LOSSES	1

THE MEAN GREEN

ALL NORTH TEXAS ATHLETIC TEAMS ARE REFERRED TO AS "NORTH TEXAS" AND THE "MEAN GREEN." **DO NOT** USE THE TERMS "NORTH TEXAS STATE," OR "EAGLES", TO DESCRIBE A NORTH TEXAS ATHLETIC TEAM.

MEAN GREEN'S RECORD IN 2017 WHEN:

LEADING AT THE HALF.....	1-0
TRAILING AT THE HALF.....	0-1
TIED AT THE HALF.....	0-0
LEADING AFTER THREE QUARTERS.....	1-0
TRAILING AFTER THREE QUARTERS.....	0-1
TIED AFTER THREE QUARTERS.....	0-0
SCORING FIRST.....	1-1
OPPONENT SCORES FIRST.....	0-0
RUNNING MORE PLAYS THAN OPPONENT..	1-0
OPPONENT RUNS MORE PLAYS.....	0-1
SAME NUMBER OF PLAYS.....	0-0
COMMITTING MORE TURNOVERS.....	0-1
COMMITTING LESS TURNOVERS.....	1-0
TURNOVERS ARE EVEN.....	0-0
COMMITTING AT LEAST TWO TURNOVERS..	0-1
WINNING TIME OF POSSESSION.....	1-1
OPPONENT WINS TIME OF POSSESSION....	0-0
RUNNING 70 OR MORE OFF. PLAYS.....	1-1
RUNNING LESS THAN 70 OFF. PLAYS.....	0-0
RUSHING FOR 150 YARDS OR MORE.....	1-0
RUSHING FOR LESS THAN 150 YARDS.....	0-1
PASSING FOR 200 YARDS OR MORE.....	1-1
PASSING FOR LESS THAN 200 YARDS.....	0-0
PASSING % IS OVER 55%.....	1-1
PASSING % IS LESS THAN 55%.....	0-0
THIRD DOWN CONV. IS OVER 40%.....	0-0
THIRD DOWN CONV. IS LESS THAN 40%....	1-0
THIRD DOWN CONV. IS 40%.....	0-1
GAINING MORE TOTAL YARDS THAN OPP. ..	1-0
GAINING LESS TOTAL YARDS THAN OPP.....	0-0
PLAYING AT HOME.....	1-0
PLAYING ON THE ROAD.....	0-1
PLAYING ON NATURAL GRASS.....	0-0
PLAYING ON ARTIFICIAL SURFACE.....	1-1

UNDER HEAD COACH SETH LITRELL:

LEADING AT THE HALF.....	5-0
TRAILING AT THE HALF.....	1-9
TIED AT THE HALF.....	0-0
LEADING AFTER THREE QUARTERS.....	5-0
TRAILING AFTER THREE QUARTERS.....	0-9
SCORING FIRST.....	3-2
OPPONENT SCORES FIRST.....	3-7
RUNNING MORE PLAYS THAN OPPONENT..	3-3
OPPONENT RUNS MORE PLAYS.....	3-6
SAME NUMBER OF PLAYS.....	0-0
COMMITTING MORE TURNOVERS.....	1-5
WINNING TURNOVER MARGIN.....	4-2
TURNOVERS ARE EVEN.....	1-2
COMMITTING AT LEAST TWO TURNOVERS..	2-5
WINNING TIME OF POSSESSION.....	3-2
OPPONENT WINS TIME OF POSSESSION....	3-7
RUNNING 70 OR MORE OFF. PLAYS.....	4-4
RUNNING LESS THAN 70 OFF. PLAYS.....	2-5
RUSHING FOR 150 YARDS OR MORE.....	5-1
RUSHING FOR LESS THAN 150 YARDS.....	1-8
RUSHING FOR 200 YARDS OR MORE.....	4-0
PASSING FOR 200 YARDS OR MORE.....	4-6
PASSING FOR LESS THAN 200 YARDS.....	2-3
PASSING % IS OVER 55%.....	3-6
PASSING % IS LESS THAN 55%.....	3-3
THIRD DOWN CONV. IS OVER 40%.....	2-3
THIRD DOWN CONV. IS LESS THAN 40%....	3-4
THIRD DOWN CONV. IS 40%.....	1-2
SCORING 20 POINTS OR MORE.....	6-5
SCORING 30 POINTS OR MORE.....	5-2
SCORING 40 POINTS OR MORE.....	3-0
HOLDING OPP. TO 10 POINTS OR LESS.....	0-0
HOLDING OPP. TO 20 POINTS OR LESS.....	3-0
GAINING MORE TOTAL YARDS THAN OPP. ..	3-1
GAINING LESS TOTAL YARDS THAN OPP.	3-7
PLAY AT HOME.....	4-3
PLAYING ON THE ROAD.....	2-5
NEUTRAL SITE.....	0-1

Arlington ISD's all-time leading scorer and the leading rusher in Martin High School's history (3,803 career rushing yards with 66 touchdowns).

Big-Play J-G

Redshirt sophomore wide receiver Jalen Guyton (Allen) caught three passes for 109 yards last week at SMU. He caught touchdowns of 72 and 29 yards (the first two of his North Texas career) and became the first Mean Green receiver to eclipse 100 yards on the season.

* Guyton leads the team in receiving yards with 172 on seven catches (24.5 yards per catch) and has two touchdowns.

* Guyton's two receiving touchdowns equal the highest touchdown total for a Mean Green receiver in 2016 (six players tied for the team lead).

* Guyton began his career at Notre Dame before transferring to Trinity Valley Community College.

* Guyton caught 45 passes for 968 yards and 12 touchdowns in 2016 at Trinity Valley.

Darden Shines

Freshman Jaelon Darden (Houston) posted a team-high 154 all-purpose yards last week at SMU, and caught five balls for 67 yards and a touchdown, the first of his career.

* In addition to featuring in the slot offensively, Darden also saw time returning both kickoffs and punts.

* Darden also caught a pass from sophomore quarterback Mason Fine (Locust Grove, Oklahoma) for a two-point conversion in the fourth quarter.

#TheStandard

Sophomore wide receiver Michael Lawrence (Sweetwater, Texas) caught a team-high eight passes for 90 yards last week at SMU, both career highs.

* Lawrence leads the team in receptions with 11, for 160 yards and a touchdown (14.5 yards per catch).

* He caught just one pass for 16 yards as a freshman last year.

Muhammad Makes His Mark

Sophomore safety Khairi Muhammad

(Dallas) leads the team in tackles with 13 total tackles (eight solo) with a sack, 1.5 tackles for loss a forced and recovered fumble.

* He posted six tackles (four solo) and recorded the first sack of his career last week at SMU.

Smiley Makes Plays In The Passing Game

Senior receiver Turner Smiley (Frisco) was held without a catch in week one, but made four grabs for 84 yards last week at SMU.

* Smiley caught a 45-yard pass from sophomore quarterback Mason Fine (Locust Grove, Oklahoma) in the fourth quarter.

* Smiley was the team's leading returning receiver from 2016, after catching 33 passes for 389 yards and two scores (tied for the team lead).

Bussey, Jr. Debuts

Sophomore receiver Rico Bussey, Jr. (Lawton, Oklahoma) missed the season-opener due to injury, but made his 2017 debut last week at SMU. He caught three passes for 26 yards.

* Bussey, Jr. came on late last season as a true freshman and caught two passes for 57 yards in the Zaxby's Heart of Dallas Bowl, including a 27-yard touchdown right before the end of the first half to help bring North Texas back into the game at 24-21.

Pirtle Makes First Career Catch

Redshirt freshman receiver Jason Pirtle (Locust Grove, Oklahoma) made the first catch of his career in the fourth quarter last week at SMU.

* Pirtle was high school teammates with sophomore Mason Fine at Locust Grove High School. Pirtle caught 249 passes for 4,843 yards and 59 touchdowns in his career at Locust Grove, all state records.

Hall Picks Off Hicks

Junior corner Kemon Hall (Calhoun City, Mississippi) intercepted the first pass of his North Texas career last week at SMU, picking off a deep ball thrown by Ben Hicks, intended for Courtland Sutton.

* Hall finished the day with five tackles, the interception and a pair of pass break-ups.

Ejiya's Strong Saturday

Redshirt junior linebacker E.J. Ejiya (Blaine, Minnesota) recorded the first two sacks of

2017 Conference USA Standings

	CONFERENCE			OVERALL		
	W	L	PCT.	W	L	PCT.
EAST						
Old Dominion	0	0	.000	2	0	1.000
Marshall	0	0	.000	1	1	.500
WKU	0	0	.000	1	1	.500
FIU	0	0	.000	1	1	.500
Middle Tennessee	0	0	.000	1	1	.500
Charlotte	0	0	.000	0	2	.000
Florida Atlantic	0	0	.000	0	2	.000
WEST						
Rice	1	0	1.000	1	1	.500
UTSA	0	0	.000	1	0	1.000
North Texas	0	0	.000	1	1	.500
LA Tech	0	0	.000	1	1	.500
Southern Miss	0	0	.000	1	1	.500
UAB	0	0	.000	1	1	.500
UTEP	0	1	.000	0	2	.000

his career last week at SMU and led the team in tackles with seven (four solo).

Sid Moore Sets Career-High

Redshirt senior defensive end Sid Moore (Van, Texas) posted a career-high six tackles last week at SMU, with a sack and a quarterback hurry.

* Moore's previous career-high came vs. Louisiana Tech in 2014 (four).

#18Wheeler Returns

Senior linebacker Joshua Wheeler (Grand Prairie, Texas) made his 2017 debut last week at SMU after missing the first game of the season. Wheeler posted five total tackles (four solo), one of which was for loss.

* Wheeler led the team in sacks in 2016 with 5.5.

Littrell's Second Year Boost

Prior to his arrival in Denton Littrell was an offensive coordinator in three stops throughout his career. Each time his offense hit year two, there was an uptick in total offense and points per game. That is certainly the plan for the Mean Green offense, which was much improved in Littrell's first season at the helm.

* Through two weeks of year two in Denton, Littrell's team is averaging 45.5 points per game and they hung 59 on Lamar, the most

points scored under Littrell.

* The Mean Green also posted a school-record 668 yards of total offense (436 on the ground) in week one and are averaging 580.5 yards of total offense per game (ninth-best in the nation).

* When Littrell took over as co-offensive coordinator at Arizona, the Wildcats ranked 53rd nationally in scoring at 28.2 points per game, 24th in total offense (439.4 per game) and ninth in passing yardage (307.7 per game). Year two saw the Arizona offense score 2.6 points per game more (30.8), and the team improved to the third-best team in the country in terms of passing yardage (370.8 yards per game), as well as a 37-spot improvement in total offense (465.2).

* At Indiana in 2012, the Hoosier offense finished 51st in scoring offense (30.8 points per game), 17th in passing offense (311.2) and 34th in total offense (442.0). The Hoosiers then spiked all the way up to 16th nationally in scoring (38.4 points per game), increasing their output by 7.6 points each game. The passing yards per game actually decreased in 2013, however the total offensive output increased by 66.5 yards per game, and finished ninth in the nation in that category.

* At North Carolina the Tar Heels ranked 36th nationally in scoring offense at 33.2

points per game in 2014, while posting 429.8 yards per game of total offense (45th best in the country) and 278.4 yards per game in passing offense (27th in the nation). In 2016, the Heels improve immensely in one of the program's most successful seasons in its history. North Carolina went 11-1 before Littrell's was hired by the Mean Green on the day of the ACC Championship game. An 8.9 points per game jump (41.2 through 12 games) saw the Heels rank 11th in the country at that time. A 65.9 yards per game increase in total offense saw North Carolina leap 29 spots in the national rankings to 16th. Like his second-year squad in Bloomington, Littrell's offense saw a more balanced attack, achieving that total offensive bump with a slightly decreased production in passing yardage per game.

Tough Sledding

There are six teams that reached bowl games a year ago on the Mean Green's 2017 schedule; Iowa, Southern Miss, UTSA, Old Dominion, Louisiana Tech and Army.

Halftime Leads Equal Success

North Texas is 5-0 under head coach Seth Littrell in games where they lead at halftime.

* Conversely, they are 1-9 when trailing at the break after last week's loss at SMU. The lone win came against Rice in 2016.

What's The Rush?

North Texas scored one touchdown on the ground last week at SMU, giving the Mean Green six in 2017. They scored 24 rushing touchdowns in 2016.

* Prior to Littrell's arrival, the Mean Green reached the end zone only seven times that way in 2015.

Spreading It Around

Sophomore quarterback Mason Fine (Locust Grove, Oklahoma) spread the ball around last week at SMU. Fine completed passes to nine different receivers.

* Freshman Jaelon Darden (Houston) made the first five catches of his career, and redshirt freshman Jason Pirtle (Locust Grove, Oklahoma) also made the first catch of his career.

Sack City

The Mean Green recorded three sacks last week at SMU, giving them six on the season, after posting 26 a year ago.

* Redshirt junior linebacker E.J. Ejiya (Blaine, Minnesota) had a pair, while sophomore safety Khairi Muhammad (Dallas) and redshirt senior defensive end Sid Moore (Van, Texas) combined for one.

Harrell Moves Upstairs

Offensive coordinator Graham Harrell has made the decision to transition from an on-field position up into the press box for his second year in charge of the Mean Green offense.

What's In A (Nick) Name?

A trio of defensive players in Denton have some pretty interesting nicknames. Redshirt junior defensive tackle Ulaiasi Tauaalo (Keller, Texas) is affectionately known as Toala Bear, sophomore defensive lineman LaDarius Hamilton (Corrigan, Texas) goes by Hambone and senior linebacker Joshua Wheeler (Grand Prairie, Texas) is nicknamed Earl.

Texas-Made

There are currently 91 players on the North Texas roster who are from the state of Texas. 29 players are not from the Lone Star State, and the next highest representation comes from the north in Oklahoma, with eight.

Leadership Council

The Mean Green selected 12 members to their 2017 leadership council ahead of fall camp and the members are:

Sr. S Kishawn McClain (Rosenberg, Texas)
Sr. DB Dee Baulkman (Bainbridge, Georgia)
Soph. DE LaDarius Hamilton (Corrigan, Texas)
Jr. DL Roderick Young (Spring, Texas)
RS Sr. DE Andy Flusche (Muenster, Texas)
Sr. DE Tillman Johnson (Round Rock, Texas)
Sr. K Trevor Moore (Edmond, Oklahoma)
Jr. OL Jordan Murray (Coppell, Texas)
RS Soph. RB Christian Hosley (San Antonio)
Sr. RB Jeffery Wilson (Elkhart, Texas)
RS Jr. QB Quinn Shanbour (Oklahoma City)
RS Soph. WR Jalen Guyton (Allen, Texas)

New Faces/Enhanced Roles On Coaching Staff

North Texas had some attrition on the coaching staff following their successful 2016 season, as three were hired away by schools in the power five conferences. Key staff changes and additions for 2017 are listed below:

Defensive coordinator – Troy Reffett (was co-defensive coordinator in 2016)

Offensive line coach – Chuck Langston (was offensive coordinator at Lamar in 2016)

Linebackers coach – Jeff Koonz (was co-defensive coordinator/linebacker coach at Cincinnati in 2016)

Defensive line coach – Marc Yellock (was defensive line coach at East Carolina in 2015)

Special Teams coordinator – Marty Biagi (was special teams analyst at Notre Dame in 2016)

Quality Control – Tashard Choice (volunteer with the Mean Green in 2016)

GA (defense) – Kenny Buyers (played for the Mean Green from 2012-16)

GA (offense) – Herschel Sims (volunteer with the Mean Green in 2016)

GA (offense) – J.D. Perkins (intern/analyst with North Carolina in 2016)

Awards Watch

Paycom Jim Thorpe Award – Senior safety Kishawn McClain is on the 2017 watch list for the Thorpe Award, presented to the best defensive back in the country.

Wuerffel Award – Redshirt senior defensive end Andy Flusche is on the 2017 watch list for the Wuerffel Award, presented to the Football Bowl Subdivision player that best

combines exemplary community service with athletic and academic achievement.

NFF National Scholar Athlete Award – Flusche is also on the watch list for the NFF National Scholar Athlete Award. The NFF Awards Committee will select a scholar-athlete class from all divisions of football, granting each winner \$18,000 towards postgraduate studies. Each class member will also be named a finalist for the prestigious William V. Campbell Trophy®, awarded to the nation's top scholar-athlete.

Earl Campbell Tyler Rose Award – Senior running back Jeffery Wilson is on the 2017 watch list for the Earl Campbell Tyler Rose Award, presented annually to the nation's outstanding Division I college offensive player who is either born in Texas, has graduated from a Texas high school or plays at a Texas-based junior college or four-year college. The player must also exhibit the enduring characteristics that define Earl Campbell, including integrity, performance, teamwork, sportsmanship, community, and tenacity. The award honors the legacy of Texas legend Earl Campbell and recognizes his home community of Tyler, Texas.

Tech Ties

Wide receivers coach Joel Filani was teammates at Texas Tech with North Texas offensive coordinator and former Red Raider quarterback Graham Harrell for two seasons. During their two years together, Mean Green head coach Seth Littrell was the running backs coach in Lubbock.

#NFLMeanGreen

There are currently three former Mean Green players on National Football rosters; linebacker Craig Robertson (New Orleans Saints), fullback Jamize Olawale (Oakland Raiders) and running back Lance Dunbar (Los Angeles Rams). Be sure to follow along with their progress throughout the NFL regular season with weekly updates from MeanGreenSports.com each Tuesday.

Follow @MeanGreenFB On Social Media

Be sure to follow Mean Green football on all of our social channels. Follow @MeanGreenFB on both Twitter and Instagram for inside looks at the program, and head to Facebook.com/MeanGreenFB for additional coverage throughout the remainder of the year.

JEFFERY WILSON



2017: **25 ATT, 212 YDS, 8.5 YPC, 4 TDs**

2,202 TOTAL RUSH YDS: **T-8 IN UNT HISTORY**

20 TOTAL RUSH TDs: **T-6 IN UNT HISTORY**

#NewDenton

The Last Time North Texas...

Scoring

Scored 30 or more points	32 at SMU (9/9/17)
Scored 40 or more points	59 vs. Lamar (9/2/17)
Scored 50 or more points	59 vs. Lamar (9/2/17)
Scored 60 or more points	77 vs. Nicholls (9/20/14)

Total Offense

Had more than 400 total yards	493 at SMU (9/9/17)
Had more than 450 total yards	668 vs. Lamar (9/2/17)
Had more than 500 total yards	668 vs. Lamar (9/2/17)
Had more than 600 total yards	668 vs. Lamar (9/2/17)

Rushing Offense

Rushed for 150 or more yards.....	436 vs. Lamar (9/2/17)
Rushed for 200 or more yards.....	436 vs. Lamar (9/2/17)
Rushed for 250 or more yards.....	436 vs. Lamar (9/2/17)
Rushed for 300 or more yards.....	436 vs. Lamar (9/2/17)
Rushed for 400 or more yards.....	436 vs. Lamar (9/2/17)

Passing Offense

Passed for 250 or more yards.....	424 at SMU (9/9/17)
Passed for 300 or more yards.....	424 at SMU (9/9/17)
Passed for 350 or more yards.....	424 at SMU (9/9/17)
Passed for 400 or more yards.....	424 at SMU (9/9/17)
Passed for 500 or more yards.....	601 at SMU (9/8/07)

Scoring Defense

Allowed 0 points	0 vs. Troy (10/30/03)
Allowed 3 or fewer points.....	3 vs. Nicholls (9/20/14)
Allowed 7 or fewer points.....	6 vs. SMU (9/6/14)
Allowed 10 or fewer points.....	10 vs. Florida Atlantic (11/9/14)

Total Defense

Allowed fewer than 75 total yards	49 vs. Lamar (11/5/83)
Allowed fewer than 100 total yards	95 vs. Abilene Christian (9/5/92)
Allowed fewer than 150 total yards	147 vs. FIU (11/22/14)
Allowed fewer than 200 total yards	147 vs. FIU (11/22/14)
Allowed fewer than 250 total yards	147 vs. FIU (11/22/14)
Allowed fewer than 300 total yards	266 vs. Lamar (9/2/17)

Rushing Defense

Allowed 0 or fewer yards.....	-6 vs. Abilene Christian (9/5/92)
Allowed 20 or fewer yards.....	13 vs. Marshall (10/8/16)
Allowed 40 or fewer yards.....	13 vs. Marshall (10/8/16)
Allowed 60 or fewer yards.....	13 vs. Marshall (10/8/16)
Allowed 80 or fewer yards.....	13 vs. Marshall (10/8/16)
Allowed 100 or fewer yards.....	99 vs. SMU (9/9/17)

Passing Defense

Allowed 10 or fewer yards.....	7 vs. Abilene Christian (9/1/94)
Allowed 30 or fewer yards.....	27 vs. Nicholls (9/7/02)
Allowed 50 or fewer yards.....	45 vs. Army (9/18/10)
Allowed 100 or fewer yards.....	53 vs. Army (12/27/16)
Allowed 150 or fewer yards.....	53 vs. Army (12/27/16)
Allowed 200 or fewer yards.....	180 vs. Lamar (9/2/17)

Miscellaneous Team

UNT wins when holding opponents to 10 points or less	37 consecutive, last loss at Marshall 7-0 (11/25/88)
UNT wins when scoring 30 points or more	22, last win vs. Lamar (9/2/17)
Last shutout win.....	21-0 vs. Troy (10/30/03)

The Last Time North Texas...

Individual Rushing

Had a player rush for 100 or more yards	176 by Jeffery Wilson, 101 by Nic Smith vs. Lamar (9/2/17)
Had 2 players rush for 100 or more yards.....	176 by Jeffery Wilson, 101 by Nic Smith vs. Lamar (9/2/17)
Had a player rush for 150 or more yards.....	176 by Jeffery Wilson vs. Lamar (9/2/17)
Had a player rush for 200 or more yards	251 by Brandin Byrd at Tulsa (11/30/13)
Had a player rush for 250 or more yards	251 by Brandin Byrd at Tulsa (11/30/13)
Had a player rush for 300 or more yards	313 by Lance Dunbar vs. MTSU (12/3/11)
Had a player rush for 2 or more TDs	3 by Jeffery Wilson vs. Lamar (9/2/17)
Had a player rush for 3 or more TDs	3 by Jeffery Wilson vs. Lamar (9/2/17)
Had a player rush for 4 or more TDs	4 by Lance Dunbar vs. MTSU (12/3/11)
Had a player rush for 5 or more TDs	Never

Individual Passing

Had a player pass for 200 or more yards	424 by Mason Fine at SMU (9/9/17)
Had a player pass for 250 or more yards	424 by Mason Fine at SMU (9/9/17)
Had a player pass for 300 or more yards	424 by Mason Fine at SMU (9/9/17)
Had a player pass for 400 or more yards	424 by Mason Fine at SMU (9/9/17)
Had a player pass for 500 or more yards	601 by Daniel Meager at SMU (9/8/07)
Had a player pass for 2 or more TDs.....	3 by Mason Fine at SMU (9/9/17)
Had a player pass for 3 or more TDs	3 by Mason Fine at SMU (9/9/17)
Had a player pass for 4 or more TDs	4 by DaMarcus Smith vs. WKU (10/15/15)
Had a player pass for 5 or more TDs	8 by Giovanni Vizza vs. Navy (11/10/07)

Individual Receiving

Had a player with 10 or more receptions in a game	10 by Carlos Harris at UTSA (11/29/14)
Had a player with 15 or more receptions in a game.....	15 by Carlos Harris vs. Southern Miss (10/18/14)
Had a player receive 100 or more yards	109 by Jalen Guyton at SMU (9/9/17)
Had 2 players receive 100 or more yards.....	130 by Darnell Smith; 103 by Breelan Chancellor at Tulane (10/5/13)
Had a player receive 150 or more yards	162 by Turner Smiley vs Southern Miss (11/19/16)
Had a player receive 200 or more yards	216 by Carlos Harris vs. Southern Miss (10/18/14)
Had a player receive 250 or more yards	327 by Casey Fitzgerald at SMU (9/8/07)
Had a player receive 300 or more yards	327 by Casey Fitzgerald at SMU (9/8/07)
Had a player receive 2 or more TDs	2 by Jalen Guyton at SMU (9/9/17)
Had a player receive 3 or more TDs	5 by Casey Fitzgerald vs. Navy (11/10/07)
Had a player receive 4 or more TDs	5 by Casey Fitzgerald vs. Navy (11/10/07)
Returned a kickoff for a TD.....	100 yards by Darvin Kidsy at Rice (10/25/14)
Returned a punt for a TD.....	53 yards by Tre Johnson vs. UTEP (11/28/15)
Returned an INT for a TD.....	34 yards by Eric Jenkins at Army (10/22/16)
Returned a fumble for a TD	13 yards by Cortney Finney vs. UTEP (11/28/15)
Blocked a punt	Tyler Wilson vs. Bethune-Cookman (9/10/16)
Blocked a FG	Zach Orr vs. UTEP (11/9/13)
Returned a blocked punt for a TD	1 yard by Andrew Tucker vs. Bethune-Cookman (9/10/16)
Returned a blocked FG for a TD.....	.66 yards by Phillip Littlejohn vs. Idaho (10/4/97)
Recorded a safety.....	Team Safety vs. Southern Miss (11/19/16)

The Last Time an Opponent...

Rushing Offense

Rushed for 150 or more yards.....	480 by Army (12/27/16)
Rushed for 200 or more yards.....	480 by Army (12/27/16)
Rushed for 250 or more yards.....	480 by Army (12/27/16)
Rushed for 300 or more yards.....	480 by Army (12/27/16)

Passing Offense

Passed for 300 or more yards.....	394 by SMU (9/9/17)
Passed for 400 or more yards.....	400 by WKU (10/15/15)
Passed for 500 or more yards.....	563 by Houston (9/10/11)

Total Offense

Had more than 400 total yards.....	493 by SMU (9/9/17)
Had more than 450 total yards.....	493 by SMU (9/9/17)
Had more than 500 total yards.....	533 by Army (12/27/16)

Individual Rushing

Had a player rush for 100 or more yards.....	129 by Ahmad Bradshaw; 119 by Darnell Woolfolk, Army (12/27/16)
Had 2 players rush for 100 or more yards.....	129 by Ahmad Bradshaw; 119 by Darnell Woolfolk, Army (12/27/16)
Had a player rush for 150 or more yards.....	301 by Aaron Jones, UTEP (11/26/16)
Had a player rush for 200 or more yards.....	301 by Aaron Jones, UTEP (11/26/16)
Had a player rush for 300 or more yards.....	301 by Aaron Jones, UTEP (11/26/16)
Had a player rush for 2 or more TDs.....	2 by Xavier Jones, SMU (9/9/17)
Had a player rush for 3 or more TDs.....	4 by Aaron Jones, UTEP (11/26/16)
Had a player rush for 4 or more TDs.....	4 by Aaron Jones, UTEP (11/26/16)
Had a player rush for 5 or more TDs.....	6 by Kenneth Dixon, Louisiana Tech (11/7/15)

Individual Passing

Had a player pass for 300 or more yards.....	312 by Ben Hicks, SMU (9/9/17)
Had a player pass for 400 or more yards.....	408 by Aaron Murray, Georgia (9/21/13)
Had a player pass for 3 or more TDs.....	4 by Ben Hicks, SMU (9/9/17)
Had a player pass for 4 or more TDs.....	4 by Ben Hicks, SMU (9/9/17)

Individual Receiving

Had a player receive 150 or more yards.....	163 by Courtland Sutton, SMU (9/9/17)
Had a player receive 200 or more yards.....	263 by Trevor Insley, Nevada (10/30/99)
Had 2 players receive 100 or more yards.....	140 by Kyle Griswold; 121 by Anthony Amos, MTSU (10/27/12)
Had a player receive 3 or more TDs.....	4 by Courtland Sutton, SMU (9/9/17)
Had a player receive 4 or more TDs.....	4 by Courtland Sutton, SMU (9/9/17)

Scoring

Scored 30 or more points.....	54 by SMU (9/9/17)
Scored 40 or more points.....	54 by SMU (9/9/17)
Scored 50 or more points.....	54 by SMU (9/9/17)
Scored 60 or more points.....	66 by Portland St. (10/10/15)

Returned a kickoff for a TD.....	99 yards by Keion Davis, Marshall (10/8/16)
Returned a punt for a TD.....	88 yards by Frank Brown, Bethune-Cookman (9/10/16)
Returned an INT for a TD.....	30 yards by Diquan Richardson, Bethune-Cookman (9/10/16)
Returned a fumble for a TD.....	26 yards by Bryson Abraham, Louisiana Tech (11/7/15)
Returned a blocked punt for a TD.....	0 yards by Brandon Moss, UTEP (11/26/16)
Returned a blocked FG for a TD.....	62 yards by Derrick Strozier, Tulane (10/5/13)
Recorded a safety.....	Team, SMU (9/9/17)

North Texas Overtime Record (2-2)

October 7, 2006

North Texas 25 FIU 22 7 OT's

December 27, 2016

Army 38 North Texas 31 OT

September 12, 2009

Ohio 31 North Texas 30 2 OT's

September 24, 2016

North Texas 42 Rice 35 2 OT's



Seth Littrell

Head Coach

Second Year ▶ Oklahoma '01

The University of North Texas named Seth Littrell as its 19th head football coach, University President Neal Smatresk announced on December 5, 2015.

Littrell, 39, led the Mean Green to the second-best turnaround in the Football Bowl Subdivision in 2016, his first season at the helm. North Texas improved its win total by four games, finishing 5-8 on the season with a

Zaxby's Heart of Dallas Bowl appearance. Littrell helped lead the Mean Green to a 9.6 points per game jump in scoring offense from its output in 2016, which ranked 11th-best in the nation, and the 2016 defense allowed 8.7 points per game fewer than it did in 2015, which was the 13th-best turnaround in the country.

One of the brightest offensive minds in college football, Littrell came to North Texas after serving as the assistant head coach for offense and tight ends at North Carolina. At the time of his hire, the Muskogee, Oklahoma, native was the youngest coach in Conference USA and fifth-youngest in the nation.

North Carolina scored over 30 points nine times in 2015, topped the 40-point mark seven times and scored over 50 points in four games, which is a school record. Through 12 games, UNC averaged 41.2 points a game, which was 11th in the nation.

Under the guidance of Littrell, quarterback Marquise Williams set a new school record for career touchdowns (90) and total offense at North Carolina.

In 2015 with Littrell, the UNC offense averaged 7.46 yards per play, which was second in the nation, and ran the ball for 6.0 yards a carry, which ranked third in the country. UNC was one of just 11 schools in the nation averaging more than 200 yards rushing (229.7) and 250 yards passing (266.0). UNC rushed for over 200 yards eight times and had over 500 yards of total offense in four games in 2015, including 704 yards in a 66-31 win over Duke.

In his first season in Chapel Hill in 2014, Littrell helped Carolina establish several school records, including most passing yards, most passing touchdowns and most first downs. Williams was a second-team all-conference pick after leading the Tar Heels to a bowl game in his first year as the starter, and set several individual school records, including most rushing yards and rushing touchdowns by a quarterback. Carolina gained more than 5,000 yards in Littrell's first season as the play-caller and averaged 429.8 yards per contest.

Littrell came to Chapel Hill from Indiana where he guided one of the most prolific offenses in the country. Indiana finished ninth in the nation in total offense in 2013, averaging 508.5 yards per game. The Hoosiers were 17th in passing offense (306.7 avg.) and 30th in rushing offense (201.8). Indiana was one of only three teams to average more than 300 yards passing and 200 yards rushing

Under Littrell's guidance in 2013, Indiana set single-season records with 6,102 total yards, (508.5 ypg), 461 points, (38.4 ppg), 36 passing touchdowns, 62 total touchdowns and 300 first downs. Tight end Ted Bolser thrived in his system, setting IU career records for receptions, receiving yards and touchdowns by a tight end. Bolser and wide receiver Cody Latimer were selected in the 2014 NFL Draft. Latimer was taken in the second round (56th overall) by the Denver Broncos, while Bolser went in the seventh round to Washington.

In Littrell's first season as Indiana's offensive coordinator in 2012, the Hoosiers led the Big Ten and ranked 17th nationally in passing offense (311.2). They finished second in the conference in total offense (442.0) and fourth in scoring offense (30.8).

Prior to his stint at Indiana, Littrell coached three seasons at Arizona, where his 2011 offense ranked third nationally in passing offense (370.8) and 15th in total offense (465.2).

Three of his Arizona players were selected in the NFL draft: tight end Rob Gronkowski (New England - 2010 second round), quarterback Nick Foles (Philadelphia - 2012 third round) and wide receiver Juron Criner (Oakland - 2012 fifth round).

Prior to Arizona, Littrell served four years as running backs coach at Texas Tech (2005-08) under Mike Leach. The 2008 Red Raiders rushed for 119 yards per game, the highest total in the Leach era. Running back Shannon Woods earned All-Big 12 Conference honors in 2006 after averaging 6.1 yards per carry and snagging 75 receptions, totaling a top 15 national figure of 139 all-purpose yards per game.

Littrell began his coaching career as a graduate assistant at Kansas from 2002-04. The Jayhawks played in the 2003 Tangerine Bowl.

Littrell has coached in eight bowl games, played in two and was team captain on Oklahoma's 2000 national championship team. He was a four-year letterwinner at Oklahoma where he rushed for 231 yards and seven touchdowns in 1999 and finished his career with 11 rushing scores.

The Muskogee, Oklahoma, native graduated from Oklahoma with a degree in communications in 2001.

Littrell and his wife, Becca, have a son, Tripp, and a daughter, Elle.

Littrell Quick Facts

Age: 39

Alma Mater: Oklahoma ('01)

Record at UNT: 6-9 (second year)

Overall Record: 6-9 (second year)

Previous Job: Assistant Head Coach, Offense/Tight Ends at North Carolina

Playing Experience: Fullback at Oklahoma (1998-01)

Family: Married to Becca. Has two children: Tripp, Elle.

Littrell Coaching Experience

Year	School	Position
2016-pres.	North Texas	Head Coach
2014-15	North Carolina	Ast. HC/Off./TE
2012-13	Indiana	O. Coord./TE/FB
2011	Arizona	O. Coord./TE/H-Backs
2010	Arizona	Co-O. Coord./RB/TE
2009	Arizona	RB/TE
2005-08	Texas Tech	RB
2002-04	Kansas	Graduate Assistant

Littrell Coaching Highlights

↳ Led the Mean Green to the second-best turnaround in the Football Bowl Subdivision in 2016, his first season at the helm.

↳ In his 12 games in charge of the North Carolina offense in 2015, the team averaged 41.2 points per game and set a school record for most games over 50-points (4).

↳ The UNC offense averaged 7.46 yards per play in 2015 under Littrell's guidance, which was second in the nation, and ran the ball for 6.0 yards a carry, which ranked third in the country.

↳ Carolina gained more than 5,000 yards in Littrell's first season as the play-caller and averaged 429.8 yards per contest in 2014, his first in Chapel Hill.

↳ Indiana was one of only three teams in the nation to average more than 300 yards passing and 200 yards rushing in 2013.

↳ Littrell's 2011 offense at Arizona ranked third nationally in passing offense (370.8) and 15th in total offense (465.2).

2017 Numerical Roster

No.	Name	Pos.	Ht.	Wt.	Cl.	Hometown (Previous School)
1	Turner Smiley	WR	6-0	193	SR	Frisco, TX (Wakeland HS)
2	Eric Jenkins	DB	5-10	170	SR	New Orleans, LA (LA Valley College)
2	O'Keeron Rutherford	WR	6-5	185	RS JR	Carthage, TX (Carthage HS)
3	Jeffery Wilson	RB	6-0	194	SR	Elkhart, TX (Elkhart HS)
4	Khairi Muhammad	S	5-11	182	SO	Dallas, TX (DeSoto HS)
4	Anthony Wyche	RB	5-11	183	JR	Philadelphia, PA (LA Valley College)
5	MyJam Peters	LB	6-5	241	RS SR	Kissimmee, FL (Arizona Western College)
5	Tre Siggers	RB	5-8	193	FR	Duncanville, TX (Duncanville HS)
6	Mason Fine	QB	5-11	180	SO	Locust Grove, OK (Locust Grove HS)
6	Kishawn McClain	S	5-11	187	SR	Rosenberg, TX (Terry HS)
7	Dee Baulkman	DB	5-11	191	SR	Bainbridge, GA (Arizona Western)
8	Rico Bussey, Jr.	WR	6-2	191	SO	Lawton, OK (Eisenhower HS)
9	Nate Brooks	DB	6-0	176	JR	Whitehouse, TX (Whitehouse HS)
9	Jalen Guyton	WR	6-1	194	RS SO	Allen, TX (Trinity Valley CC)
10	Calvin Minor	LB	6-3	210	SR	Lewisville, TX (Lewisville HS)
10	Cade Pearson	QB	6-3	196	FR	Texarkana, TX (Texas HS)
11	Mitch Cason	QB	6-2	189	RS FR	Flower Mound, TX (Marcus HS)
11	Cam Johnson	DB	5-11	177	FR	Houston, TX (John H. Reagan Heights HS)
13	Myles Campbell	DB	6-0	165	JR	Pflugerville, TX (Drake)
13	Quinetin Jackson	WR	6-3	208	RS JR	Granite City, IL (College of DuPage)
14	Cedric Fernandes	DB	5-10	178	RS JR	Arlington, TX (Martin HS)
14	Greg White	WR	6-3	184	FR	Riverdale, GA (Riverdale HS)
15	Caleb Chumley	TE	6-5	244	RS SO	Longview, TX (Pine Tree HS)
15	Ulaiasi Tauaalo	DT	6-2	290	RS JR	Keller, TX (Central HS)
16	Kemon Hall	DB	5-11	185	JR	Calhoun City, MS (Itawamba CC)
16	Montana Meador	WR	5-11	170	FR	Lindale, TX (Lindale HS)
17	Devlin Isadore	QB	6-4	228	RS JR	Houston, TX (Navarro College)
17	Joe Ozougwu	LB	6-3	220	RS FR	Alief, TX (Taylor HS)
18	Connor Howard	WR	5-11	193	FR	Austin, TX (Westlake HS)
18	Devin O'Hara	QB	6-5	205	RS SR	Arlington Heights, IL (College of Dupage)
18	Joshua Wheeler	LB/DE	6-3	229	SR	Grand Prairie, TX (Tyler JC)
19	Quinn Shanbour	QB	6-0	192	RS JR	Oklahoma City, OK (Heritage Hall HS)
19	Nnamdi Umeakuana	DB	6-1	195	RS JR	Irving, TX (Austin College)
20	Josh Adebayo	RB	6-0	204	RS FR	Lewisville, TX (Howard)
20	William LeMasters	LB	6-2	213	RS SO	Dallas, TX (Parish Episcopal HS)
21	Tyreke Davis	DB	5-10	190	FR	Denton, TX (Ryan HS)
21	Nic Smith	RB	5-10	182	RS FR	Arlington, TX (Martin HS)
22	E.J. Ejiya	LB	6-3	223	RS JR	Blaine, MN (North Dakota State College of Sciences)
22	Prince Ugwu	RB	5-9	190	FR	Austin, TX (Westwood HS)
23	Loren Easley	RB	5-11	205	JR	Houston, TX (Stephen F. Austin)
23	Connor Means	LB	6-4	224	RS JR	Deer Park, TX (Deer Park HS)
24	Kerry Hall	WR	5-6	164	RS FR	Allen, TX (Northwest Oklahoma State)
24	Taylor Robinson	DB	5-11	181	RS SO	Keller, TX (Central HS)
25	Jordan Roberts	DB	6-1	170	FR	Ardmore, OK (Ardmore HS)
25	Andrew Tucker	RB	6-0	202	RS SR	Tyler, TX (Chapel Hill HS)
26	Evan Johnson	RB	5-6	180	FR	Loranger, LA (Loranger HS)
26	Chris Thornton	LB	6-1	215	FR	Amarillo, TX (Palo Duro HS)
27	Greg Craddock	WR	6-6	185	RS FR	Converse, TX (Abilene Christian)
27	Ashton Preston	DB	5-10	187	JR	Edmond, OK (Santa Fe HS)
29	Cason Clay	DB	6-1	185	FR	Hobbs, NM (Hobbs HS)
29	Nate Durham	DS	6-2	223	FR	Rockton, IL (Hononegah HS)
30	Trevor Moore	K	5-11	191	SR	Edmond, OK (Edmond North HS)
30	Dennis Smith	WR	5-9	166	RS SO	San Antonio, TX (Sterling College)
31	Makyle Sanders	S	6-0	194	FR	Tyler, TX (Robert E. Lee HS)
32	Chaz Davis	CB	5-10	168	RS FR	Nash, TX (Midwestern State)
32	Michael Lawrence	WR	5-10	170	SO	Sweetwater, TX (Sweetwater HS)
34	Andre Alger	RB	5-9	215	RS SO	Leander, TX (Rouse HS)
34	Bryce English	DT	5-11	295	RS SO	DeSoto, TX (Kansas State)

2017 Numerical Roster

No.	Name	Pos.	Ht.	Wt.	Cl.	Hometown (Previous School)
35	Kody Fulp	LB	6-2	227	FR	China Spring, TX (China Spring HS)
36	Hayden Doggett	LB	6-2	212	SO	Hutto, TX (Hutto HS)
36	Alvin Kenworthy	P	6-3	188	RS SO	Rowlett, TX (Kilgore College)
37	Brandon Garner	LB	5-11	221	RS JR	Mansfield, TX (Timberview HS)
38	Andrew Jones	DB	6-1	173	RS JR	Mesquite, TX (North Mesquite HS)
39	Jameel Moore	DB	5-10	173	SO	Cedar Hill, TX (Cedar Hill HS)
40	Trever Merrell	RB	5-10	207	SO	Davis, OK (Davis HS)
41	Colton McDonald	LB	6-4	210	SR	Haslet, TX (West Texas A&M)
41	Rodney Neely	FB	5-11	207	RS JR	Messmer, WI (UW-Stevens Point)
42	Corey Mann	LB	6-0	198	RS FR	Decatur, TX (Temple HS)
43	Kway Hill	DB	5-11	178	SO	Columbus, GA (LA Valley College)
44	Cannon Maki	FB	5-11	236	RS JR	Mansfield, TX (All Saints Episcopal HS)
44	Sid Moore	DL	6-1	253	RS SR	Van, TX (Van HS)
45	Hurshie Williams	CB	5-11	180	FR	Harker Heights, TX (Harker Heights HS)
46	Christian Hosley	RB	5-9	185	RS SO	San Antonio, TX (Howard Payne University)
46	Patrick Udofia	DB	5-9	186	RS SO	Tyler, TX (Robert E. Lee HS)
47	Marquel Johnson	DB	6-0	176	RS SO	Lancaster, TX (Lancaster HS)
49	Zach Williams	K	5-8	183	FR	Louisville, KY (Trinity HS)
49	Roderick Young	DL	6-1	284	JR	Spring, TX (Dekaney HS)
50	LaDarius Hamilton	DE	6-3	253	SO	Corrigan, TX (Corrigan-Camden HS)
51	Jake Davis	DS	6-0	210	RS JR	Katy, TX (Seven Lakes HS)
52	Jevin Pahinui	OL	6-4	300	JR	Mountlake Terrace, WA (College of the Siskiyous)
53	T.J. Henson	OL	6-4	298	SR	Plano, TX (Trinity Valley CC)
54	Creighton Barr	OL	6-3	301	JR	Flower Mound, TX (Marcus HS)
56	Jacob Brammer	OL	6-4	258	FR	Richmond, TX (Foster HS)
57	Dominique Hollie	LB	6-2	235	JR	Whitehouse, TX (Tyler JC)
58	Ryan Bishop	LB	5-11	191	FR	Allen, TX (Allen HS)
59	Hayden Harrison	LB	6-2	210	RS FR	Wolfforth, TX (Frenship HS)
60	Sosaia Mose	OL	6-2	276	RS SO	Euleless, TX (Tyler JC)
61	Dakoda Newman	OL	6-3	327	FR	Benbrook, TX (Mansfield Timberview HS)
62	Stephon Primous	LB	6-1	201	RS SO	Harker Heights, TX (Harker Heights HS)
63	Ted Fausak	OL	6-4	263	RS JR	San Jose, CA (De Anza College)
64	Brian Parish	OL	6-4	280	FR	Arlington, TX (Seguin HS)
65	Chad Hickson	OL	6-4	268	SO	Denton, TX (Oklahoma Panhandle State)
66	Brendon Weatherspoon	OL	6-4	288	FR	Hurst, TX (L.D. Bell HS)
67	Chris Miles, Jr.	OL	6-4	311	RS JR	Flower Mound, TX (Flower Mound HS)
68	Chett Munden	OL	6-5	268	RS SO	Marshall, TX (Marshall HS)
69	Doro Omerhi	OL	6-4	306	RS FR	Pearland, TX (Pearland HS)
71	Jordan Murray	OL	6-9	333	JR	Coppell, TX (Coppell HS)
72	Manase Mose	OL	6-1	289	FR	Euleless, TX (Trinity HS)
73	Garrett Gunter	OL	6-4	283	RS SR	Spring Branch, TX (Trinity Valley CC)
74	Chandler Anthony	OL	6-7	270	RS FR	Tuttle, OK (Tuttle HS)
77	Elex Woodworth	OL	6-4	270	RS SO	Mesquite, TX (Horn HS)
78	Jalen Thomas	OL	6-5	278	SR	Detroit, MI (ASA Brooklyn)
79	Riley Mayfield	OL	6-7	290	RS SR	Cedar Park, TX (Abilene Christian)
80	Jamie King	TE	6-3	221	JR	Azle, TX (College of the Desert)
81	Daniel Khan	WR	5-11	179	RS JR	Sherman Oaks, CA (Notre Dame HS)
82	Deion Hair-Griffin	WR	5-10	166	RS FR	Fort Worth, TX (Arlington Heights HS)
83	Keegan Brewer	WR	5-11	177	SO	Corinth, TX (Lake Dallas HS)
84	Jaelon Darden	WR	5-9	157	FR	Houston, TX (Eisenhower HS)
85	Justin Cain	WR	6-0	175	FR	Dallas, TX (Woodrow Wilson HS)
86	Kevin Dillman	DE	6-4	254	RS SO	Ystad, Sweden (Guyer HS)
87	Kelvin Smith	TE	6-2	243	RS SO	Spring, TX (Dekaney HS)
88	Jason Pirtle	WR	6-2	193	RS FR	Locust Grove, OK (Locust Grove HS)
89	Kam Duhon	WR	5-11	170	RS FR	Southlake, TX (Southlake Carroll HS)
90	Tillman Johnson	DE	6-1	251	SR	Round Rock, TX (McNeil HS)
91	R.J. Reynolds	DL	6-3	240	FR	Bedford, TX (Faith Christian)
93	Julius Combes	DL	6-1	269	RS SO	Washington, D.C. (DeMatha HS)
93	Blake Patterson	P	6-2	185	RS FR	Round Rock, TX (Cedar Ridge HS)
96	Tony Krasniqi	DL	6-1	249	FR	Sachse, TX (Sachse HS)
97	Dion Novil	DL	6-4	253	FR	Abilene, TX (Wylie HS)
99	Andy Flusche	DE	6-3	255	RS SR	Muenster, TX (Muenster HS)

Depth Chart

Offense

<p>X</p> <p>1 Turner Smiley 6-0 - 193 - SR -OR-</p> <p>8 Rico Bussey, Jr. 6-2 - 191 - SO</p> <p>2 O'Keeron Rutherford 6-5 - 185 - RS JR</p>	<p>A</p> <p>32 Michael Lawrence 5-10 - 180 - SO -OR-</p> <p>84 Jaelon Darden 5-9 - 157 - FR</p>	<p>LT</p> <p>71 Jordan Murray 6-9 - 333 - JR</p> <p>78 Jalen Thomas 6-5 - 278 - SR</p>	<p>LG</p> <p>77 Elex Woodworth 6-4 - 270 - RS SO</p> <p>73 Garrett Gunter 6-4 - 283 - RS SR</p>	<p>C</p> <p>60 Sosaia Mose 6-2 - 276 - RS SO</p> <p>54 Creighton Barr 6-3 - 301 - JR</p>	<p>RG</p> <p>53 T.J. Henson 6-4 - 298 - SR</p> <p>72 Manase Mose 6-1 - 289 - FR</p>	<p>RT</p> <p>79 Riley Mayfield 6-7 - 290 - RS SR</p> <p>74 Chandler Anthony 6-7 - 270 - RS FR</p>	<p>Y</p> <p>87 Kelvin Smith 6-2 - 252 - RS SO</p> <p>15 Caleb Chumley 6-5 - 244 - RS SO -OR-</p> <p>88 Jason Pirtle 6-2 - 193 - RS FR</p>	<p>Z</p> <p>9 Jalen Guyton 6-1 - 194 - RS SO</p> <p>1 Turner Smiley 6-0 - 193 - SR</p>	
				<p>QB</p> <p>6 Mason Fine 5-11 - 180 - SO</p> <p>19 Quinn Shanbour 6-0 - 192 - RS JR</p>					<p>RB</p> <p>3 Jeffery Wilson 6-0 - 194 - SR</p> <p>21 Nic Smith 5-10 - 182 - RS FR</p> <p>25 Andrew Tucker 6-0 - 203 - RS SR</p>


Defense

<p>CB</p> <p>9 Nate Brooks 6-0 - 176 - JR</p> <p>11 Cam Johnson 5-11 - 177 - FR</p>	<p>NICK</p> <p>27 Ashton Preston 5-10 - 187 - JR</p> <p>21 Tyreke Davis 5-10 - 190 - FR</p>	<p>DE</p> <p>99 Andy Flusche 6-3 - 259 - RS SR</p> <p>44 Sid Moore 6-1 - 253 - RS SR</p>	<p>NT</p> <p>49 Roderick Young 6-1 - 287 - JR</p> <p>15 Ulaiasi Tauaalo 6-2 - 287 - RS JR</p>	<p>DE</p> <p>50 LaDarius Hamilton 6-3 - 240 - SO -OR-</p> <p>90 Tillman Johnson 6-1 - 248 - SR</p>	<p>CB</p> <p>16 Kemon Hall 5-11 - 185 - JR</p> <p>2 Eric Jenkins 5-10 - 170 - SR</p>	
		<p>WLB</p> <p>41 Colton McDonald 6-4 - 210 - SR</p> <p>20 William LeMasters 6-2 - 217 - RS SO</p>			<p>MLB</p> <p>37 Brandon Garner 5-11 - 221 - RS JR</p> <p>42 Corey Mann 6-0 - 198 - RS FR</p>	
			<p>S</p> <p>6 Kishawn McClain 5-11 - 187 - SR</p> <p>24 Taylor Robinson 5-11 - 181 - RS SO</p>			<p>S</p> <p>4 Khairi Muhammad 5-11 - 182 - SO</p> <p>31 Makyle Sanders 6-0 - 194 - FR</p>


ST

<p>PK</p> <p>30 Trevor Moore 5-11 - 187 - SR</p> <p>93 Blake Patterson 6-2 - 185 - RS FR</p>	<p>KO</p> <p>30 Trevor Moore 5-11 - 187 - SR</p> <p>93 Blake Patterson 6-2 - 185 - RS FR</p>	<p>P</p> <p>36 Alvin Kenworthy 6-3 - 188 - RS SO</p> <p>93 Blake Patterson 6-2 - 185 - RS FR</p>	<p>DS</p> <p>29 Nate Durham 6-2 - 233 - FR</p> <p>20 William LeMasters 6-2 - 217 - RS SO</p>	<p>KR</p> <p>84 Jaelon Darden 5-9 - 157 - FR -OR-</p> <p>26 Evan Johnson 5-6 - 180 - FR -OR-</p> <p>9 Jalen Guyton 6-1 - 194 - RS SO -OR-</p> <p>6 Kishawn McClain 5-11 - 187 - SR</p>	<p>PR</p> <p>84 Jaelon Darden 5-9 - 157 - FR -OR-</p> <p>1 Turner Smiley 6-0 - 193 - SR -OR-</p> <p>2 Eric Jenkins 5-10 - 170 - SR</p>	<p>HLD</p> <p>19 Quinn Shanbour 6-0 - 192 - RS JR</p> <p>6 Mason Fine 5-11 - 180 - SO</p>
---	---	---	---	---	---	--


BROADCAST BIOS - OFFENSE

	1	<u>TURNER SMILEY</u>	CAREER GAME HIGHS	2017 SEASON GAME HIGHS
		SR • WR • 6-0 • 193 Frisco, TX Wakeland HS	Rec.: 8 (vs. Army, 2016) Rec. Yds: 162 (vs. Southern Miss, 2016) Rec. TDs: 2 (vs. Southern Miss, 2016) Long Rec.: 55 (vs. Southern Miss, 2016) All Purpose Yds: 161 (vs. Southern Miss, 2016)	Rec.: 4 (at SMU) Rec. Yds: 84 (at SMU) Rec. TDs: 0 Long Rec.: 45 (at SMU) All Purpose Yds: 87 (at SMU_)


- Caught four passes for 84 yards at SMU on 9/9

	2	<u>O'KEERON RUTHERFORD</u>	CAREER GAME HIGHS	2017 SEASON GAME HIGHS
		RS JR • WR • 6-5 • 185 Carthage, TX Carthage HS	Rec.: 2 (2x; last vs. Army, 2016) Rec. Yds: 32 (at Rice, 2016) Rec. TDs: 0 Long Rec.: 32 (at Rice, 2016) All Purpose Yds: 32 (at Rice, 2016)	Rec.: 0 Rec. Yds: 0 Rec. TDs: 0 Long Rec.: 0 All Purpose Yds: 0


- Had his career-long reception at Rice in 2016 (32 yards)

	3	<u>JEFFERY WILSON</u>	CAREER GAME HIGHS	2017 SEASON GAME HIGHS
		SR • RB • 6-0 • 194 Elkhart, TX Elkhart HS	Rushes: 26 (vs. Marshall, 2016) Rush. Yds: 188 (vs. Marshall, 2016) Rush. TDs: 3 (3x, last vs. Lamar, 2017) Long Rush.: 75 (at Rice, 2016) 100 Yd Games: 8	Rushes: 13 (at SMU) Rush. Yds: 176 (vs. Lamar) Rush. TDs: 3 (vs. Lamar) Long Rush.: 62 (vs. Lamar) 100 Yd Games: 1 (vs. Lamar)


- Has 25 carries for 212 yards (8.5 yards per carry) with 4 TDs

	6	<u>MASON FINE</u>	CAREER GAME HIGHS	2017 SEASON GAME HIGHS
		SO • QB • 5-11 • 180 Locust Grove, OK Locust Grove HS	Comp.: 33 (vs. MTSU, 2016) Att.: 54 (vs. MTSU, 2016) Pass. Yds: 424 (at SMU, 2017) Long Pass: 75 (at Rice, 2016) Pass TDs: 3 (2x, last at SMU, 2017)	Comp.: 32 (at SMU) Att.: 47 (at SMU) Pass. Yds: 424 (at SMU) Long Pass: 72 (at SMU) Pass TDs: 3 (2x, last at SMU)


- Threw for a career-high 424 yards and 3 TDs at SMU on 9/9

	8	<u>RICO BUSSEY, JR.</u>	CAREER GAME HIGHS	2017 SEASON GAME HIGHS
		bus-see SO • WR • 6-2 • 191 Lawton, OK Eisenhower HS	Rec.: 3 (vs. MTSU, 2016) Rec. Yds: 57 (vs. Army, 2016) Rec. TDs: 1 (vs. Army, 2016) Long Rec.: 30 (vs. MTSU, 2016) All Purpose Yds: 57 (vs. Army, 2016)	Rec.: 3 (at SMU) Rec. Yds: 26 (at SMU) Rec. TDs: 0 Long Rec.: 12 (at SMU) All Purpose Yds: 26 (at SMU)

- Caught three passes for 26 yards in his season debut at SMU on 9/9

	9	<u>JALEN GUYTON</u>	CAREER GAME HIGHS	2017 SEASON GAME HIGHS
		RS SO • WR • 6-1 • 194 Allen, TX Allen HS	Rec.: 4 (vs. Lamar, 2017) Rec. Yds: 109 (at SMU, 2017) Rec. TDs: 2 (at SMU, 2017) Long Rec.: 72 (at SMU, 2017) All Purpose Yds: 109 (at SMU, 2017)	Rec.: 4 (vs. Lamar) Rec. Yds: 109 (at SMU) Rec. TDs: 2 (at SMU) Long Rec.: 72 (at SMU) All Purpose Yds: 109 (at SMU)

- Caught three passes for 109 yards and 2 TDs at SMU on 9/9

	13	<u>QUINETIN JACKSON</u>	CAREER GAME HIGHS	2016 SEASON GAME HIGHS
		RS JR • WR • 6-3 • 208 Granite City, IL College of DuPage	Rec.: 1 (vs. Lamar, 2017) Rec. Yds: 31 (vs. Lamar, 2017) Rec. TDs: 1 (vs. Lamar, 2017) Long Rec.: 31 (vs. Lamar, 2017) All Purpose Yds: 31 (vs. Lamar, 2017)	Rec.: 1 (vs. Lamar) Rec. Yds: 31 (vs. Lamar) Rec. TDs: 1 (vs. Lamar) Long Rec.: 31 (vs. Lamar) All Purpose Yds: 31 (vs. Lamar)

- Made first career catch, a 31-yd TD grab, vs. Lamar on 9/2

BROADCAST BIOS - OFFENSE

**CALEB CHUMLEY****15**

RS SO • TE • 6-5 • 244


Longview, TX

Longview HS

CAREER GAME HIGHS
 Rec.: 1 (2x, last at SMU, 2017)
 Rec. Yds: 9 (at SMU, 2017)
 Rec. TDs: 0
 Long Rec.: 9 (at SMU, 2017)
 All Purpose Yds: 9 (vs. Lamar, 2017)

2017 SEASON GAME HIGHS
 Rec.: 1 (vs. Lamar)
 Rec. Yds: 8 (vs. Lamar)
 Rec. TDs: 0
 Long Rec.: 8 (vs. Lamar)
 All Purpose Yds: 8 (vs. Lamar)

- Caught first career pass vs. Lamar on 9/2

**QUINN SHANBOUR****19**

RS JR • QB • 6-0 • 192

Oklahoma City, OK

Heritage Hall HS

CAREER GAME HIGHS
 Comp.: 2 (vs. Lamar, 2017)
 Att.: 3 (vs. Lamar, 2017)
 Pass. Yds: 8 (vs. Lamar, 2017)
 Long Pass: 8 (vs. Lamar, 2017)
 Pass TDs: 0

2017 SEASON GAME HIGHS
 Comp.: 2 (vs. Lamar)
 Att.: 3 (vs. Lamar)
 Pass. Yds: 8 (vs. Lamar)
 Long Pass: 8 (vs. Lamar)
 Pass TDs: 0

- Completed first two passes of his career on 9/2 vs. Lamar

**NIC SMITH****21**

RS FR • RB • 5-10 • 182

Arlington, TX

Martin HS

CAREER GAME HIGHS
 Rushes: 18 (vs. Lamar, 2017)
 Rush. Yds: 101 (vs. Lamar, 2017)
 Rush. TDs: 1 (vs. Lamar, 2017)
 Long Rush.: 32 (vs. Lamar, 2017)
 100 Yd Games: 1 (vs. Lamar, 2017)

2017 SEASON GAME HIGHS
 Rushes: 18 (vs. Lamar)
 Rush. Yds: 101 (vs. Lamar)
 Rush. TDs: 1 (vs. Lamar)
 Long Rush.: 32 (vs. Lamar)
 100 Yd Games: 1 (vs. Lamar)

- Rushed for 101 yards and a TD in his collegiate debut vs. Lamar on 9/2

**ANDREW TUCKER****25**

RS SR • RB • 6-0 • 202

Tyler, TX

Chapel Hill HS

CAREER GAME HIGHS
 Rushes: 10 (at SMU, 2015)
 Rush. Yds: 82 (at WKU, 2016)
 Rush. TDs: 1 (3x, last vs. Lamar, 2017)
 Long Rush.: 71 (at WKU, 2016)
 100 Yd Games: 0

2017 SEASON GAME HIGHS
 Rushes: 4 (vs. Lamar)
 Rush. Yds: 29 (vs. Lamar)
 Rush. TDs: 1 (vs. Lamar)
 Long Rush.: 12 (vs. Lamar)
 100 Yd Games: 0

- Scored first touchdown of 2017 in the season-opener vs. Lamar on 9/2

**EVAN JOHNSON****26**

FR • RB • 5-6 • 180

Loranger, LA

Loranger HS

CAREER GAME HIGHS
 Rushes: 13 (vs. Lamar, 2017)
 Rush. Yds: 98 (vs. Lamar, 2017)
 Rush. TDs: 0
 Long Rush.: 16 (vs. Lamar, 2017)
 100 Yd Games: 0

2017 SEASON GAME HIGHS
 Rushes: 13 (vs. Lamar)
 Rush. Yds: 98 (vs. Lamar)
 Rush. TDs: 0
 Long Rush.: 16 (vs. Lamar)
 100 Yd Games: 0

- Posted 98 yards on 13 carries in his collegiate debut on 9/2 vs. Lamar

**MICHAEL LAWRENCE****32**

SO • WR • 5-10 • 180

Sweetwater, TX

Sweetwater HS

CAREER GAME HIGHS
 Rec.: 8 (at SMU, 2017)
 Rec. Yds: 90 (at SMU, 2017)
 Rec. TDs: 1 (vs. Lamar, 2017)
 Long Rec.: 44 (vs. Lamar, 2017)
 All Purpose Yds: 90 (at SMU, 2017)

2017 SEASON GAME HIGHS
 Rec.: 8 (at SMU)
 Rec. Yds: 90 (at SMU)
 Rec. TDs: 1 (vs. Lamar)
 Long Rec.: 44 (vs. Lamar)
 All Purpose Yds: 90 (at SMU)

- Caught a career-high eight passes for 90 yards at SMU on 9/9

**JAELOD DARDEN****84**

FR • WR • 5-9 • 157

Houston, TX

Eisenhower HS

CAREER GAME HIGHS
 Rec.: 5 (at SMU, 2017)
 Rec. Yds: 67 (at SMU, 2017)
 Rec. TDs: 1 (at SMU, 2017)
 Long Rec.: 28 (at SMU, 2017)
 All Purpose Yds: 154 (vs. Lamar, 2017)

2017 SEASON GAME HIGHS
 Rec.: 5 (at SMU)
 Rec. Yds: 67 (at SMU)
 Rec. TDs: 1 (at SMU)
 Long Rec.: 28 (at SMU)
 All Purpose Yds: 154 (at SMU)

- Had 154 all-purpose yards, including his first career TD (rec.) at SMU on 9/9

BROADCAST BIOS - OFFENSE/SPECIALISTS




KELVIN SMITH
87 RS SO • TE • 6-2 • 243
 Spring, TX
 Dekaney HS

CAREER GAME HIGHS
 Rec.: 3 (at SMU, 2017)
 Rec. Yds: 36 (vs. SMU, 2016)
 Rec. TDs: 1 (2x, last vs. MTSU, 2016)
 Long Rec.: 25 (vs. SMU, 2016)
 All Purpose Yds: 36 (vs. SMU, 2016)

2017 SEASON GAME HIGHS
 Rec.: 3 (at SMU)
 Rec. Yds: 21 (vs. Lamar)
 Rec. TDs: 0
 Long Rec.: 15 (vs. Lamar)
 All Purpose Yds: 21 (vs. Lamar)

- Has five catches for 31 yards through his first two games



JASON PIRTLE
88 RS FR • WR • 6-2 • 193
 Locust Grove, OK
 Locust Grove HS

CAREER GAME HIGHS
 Rec.: 1 (at SMU, 2017)
 Rec. Yds: 19 (at SMU, 2017)
 Rec. TDs: 0
 Long Rec.: 19 (at SMU, 2017)
 All Purpose Yds: 19 (at SMU, 2017)

2017 SEASON GAME HIGHS
 Rec.: 1 (at SMU)
 Rec. Yds: 19 (at SMU)
 Rec. TDs: 0
 Long Rec.: 19 (at SMU)
 All Purpose Yds: 19 (at SMU)

- Caught first career pass at SMU on 9/9 from former HS teammate, QB Mason Fine



KAM DUHON
89 RS FR • WR • 5-11 • 170
 Southlake, TX
 Southlake Carroll HS

CAREER GAME HIGHS
 Rec.: 0
 Rec. Yds: 0
 Rec. TDs: 0
 Long Rec.: 0
 All Purpose Yds: 0

2017 SEASON GAME HIGHS
 Rec.: 0
 Rec. Yds: 0
 Rec. TDs: 0
 Long Rec.: 0
 All Purpose Yds: 0

- Made collegiate debut on 9/2 vs. Lamar



TREVOR MOORE
30 SR • K • 5-11 • 187
 Edmond, OK
 Edmond North HS

CAREER GAME HIGHS
 FG's Made: 5 (vs. SMU, 2014)
 FG's Att.: 5 (vs. SMU, 2014)
 Long FG: 51 (vs. La Tech, 2016)
 Touchbacks: 5 (at SMU, 2017)

2017 SEASON GAME HIGHS
 FG's Made: 1 (vs. Lamar)
 FG's Att.: 1 (vs. Lamar)
 Long FG: 46 (at SMU)
 Touchbacks: 5 (at SMU)

- Has made 110 consecutive extra points, which is a school record



ALVIN KENWORTHY
36 RS SO • P • 6-3 • 188
 Rowlett, TX
 Kilgore College

CAREER GAME HIGHS
 Punts: 4 (at SMU, 2017)
 Long Punt: 44 (at SMU, 2017)
 Inside 20: 2 (vs. Lamar, 2017)
 Touchbacks (KO): 0

2017 SEASON GAME HIGHS
 Punts: 4 (at SMU)
 Long Punt: 44 (at SMU)
 Inside 20: 2 (vs. Lamar)
 Touchbacks (KO): 0

- Is averaging 37.7 yards per punt on 7 attempts



BLAKE PATTERSON
93 RS FR • P • 6-2 • 185
 Round Rock, TX
 Cedar Ridge HS

CAREER GAME HIGHS
 Punts: 0
 Long Punt: 0
 Inside 20: 0
 Touchbacks (KO): 1 (vs. Lamar, 2017)


2017 SEASON GAME HIGHS
 Punts: 0
 Long Punt: 0
 Inside 20: 0
 Touchbacks (KO): 1 (vs. Lamar)

- Made his collegiate debut on 9/2 vs. Lamar


BROADCAST BIOS - DEFENSE

	2	<u>ERIC JENKINS</u>	CAREER GAME HIGHS	2017 SEASON GAME HIGHS
		SR • DB • 5-10 • 170 New Orleans, LA LA Valley College	Tackles: 4 (2x, last vs. Lamar, 2017) TFLS: 1.0 (at Army, 2016) INT: 2 (at Army, 2016) Sacks: 0.0 PBU: 2 (2x, last at UTSA, 2016)	Tackles: 4 (vs. Lamar) TFLS: 0 INT: 0 Sacks: 0.0 PBU: 0

• Made season-debut on 9/2 vs. Lamar

	4	<u>KHAIIR MUHAMMAD</u>	CAREER GAME HIGHS	2017 SEASON GAME HIGHS
		Kye-ree SO • DB • 5-11 • 182 Dallas, TX DeSoto HS	Tackles: 7 (vs. Lamar, 2017) TFLS: 1.5 (at SMU, 2017) INT: 1 (vs. Southern Miss, 2016) Sacks: 1.0 (at SMU, 2017) PBU: 1 (at WKU, 2016)	Tackles: 7 (vs. Lamar) TFLS: 1.5 (at SMU) INT: 0 Sacks: 1.0 (at SMU) PBU: 0


• Has team-high 13 total tackles on the season, with a sack, FF and FR

	6	<u>KISHAWN MCCLAIN</u>	CAREER GAME HIGHS	2017 SEASON GAME HIGHS
		KEY-shawn SR • S • 5-11 • 194 Rosenberg, TX Terry HS	Tackles: 16 (vs. Rice, 2015) TFLS: 1.5 (at UTSA, 2016) INT: 1 (4x, last vs. MTSU, 2016) Sacks: 1.0 (vs. Marshall, 2016) PBU: 2 (vs. Portland State, 2015)	Tackles: 5 (at SMU) TFLS: 0.5 (vs. Lamar) INT: 0 Sacks: 0.0 PBU: 1 (at SMU)

• On the Thorpe Watch List and Was Named Preseason All-Conference USA after leading the team in tackles (91) for the second straight year

	7	<u>DEE BAULKMAN</u>	CAREER GAME HIGHS	2017 SEASON GAME HIGHS
		balk-min SR • DB • 5-11 • 191 Bainbridge, GA Arizona Western	Tackles: 7 (at Army, 2016) TFLS: 1.0 (4x, last at WKU, 2016) INT: 0 Sacks: 1.0 (at Army, 2016) PBU: 0	Tackles: - TFLS: - INT: - Sacks: - PBU: -

• Recorded 35 tackles (20 solo) in 12 appearances (five starts) with two sacks, a forced fumble and 5.5 TFL, missed first two games of 2017

	9	<u>NATE BROOKS</u>	CAREER GAME HIGHS	2017 SEASON GAME HIGHS
		JR • DB • 6-0 • 176 Whitehouse, TX Whitehouse HS	Tackles: 11 (vs. UTSA, 2015) TFLS: 2.5 (vs. WKU, 2015) INT: 2 (vs. Southern Miss, 2016) Sacks: 1.0 (at Rice, 2016) PBU: 2 (2x, last at Florida, 2016)	Tackles: 3 (at SMU) TFLS: 0.5 (vs. Lamar) INT: 0 Sacks: 0.0 (vs. Lamar) PBU: 1 (at SMU)

• Named a 2017 preseason All-Conference USA selection and has started the first two games at CB

	11	<u>CAM JOHNSON</u>	CAREER GAME HIGHS	2017 SEASON GAME HIGHS
		FR • DB • 5-11 • 177 Houston, TX John H. Reagan Heights HS	Tackles: 1 (vs. Lamar, 2017) TFLS: 0.0 INT: 0 Sacks: 0.0 PBU: 0	Tackles: 1 (vs. Lamar) TFLS: 0.0 INT: - 0 Sacks: - 0.0 PBU: - 0


• Recorded first career tackle in his collegiate debut on 9/2 vs. Lamar


	15	<u>ULAIASI TAUAALO</u>	CAREER GAME HIGHS	2017 SEASON GAME HIGHS
		LIE-ah-see tower-AH-low RS JR • DT • 6-2 • 287 Keller, TX Central HS	Tackles: 6 (at Army, 2016) TFLS: 1.0 (4x, last vs. Lamar, 2017) INT: 0 Sacks: 1.0 (2x, last vs. Lamar, 2017) QBH: 1 (vs. Lamar, 2017)	Tackles: 3 (vs. Lamar) TFLS: 1.0 (vs. Lamar) INT: 0 Sacks: 1.0 (vs. Lamar) QBH: 1 (vs. Lamar)

• Nicknamed Toala Bear, recorded first sack of 2017 on 9/2 vs. Lamar

BROADCAST BIOS - DEFENSE

	16	<u>KEMON HALL</u> KEY-mon JR • DB • 5-11 • 185 Calhoun City, MS Itawamba CC	CAREER GAME HIGHS Tackles: 5 (at SMU, 2017) TFLS: 0.0 INT: 1 (at SMU, 2017) Sacks: 0.0 PBU: 2 (at SMU, 2017)	2017 SEASON GAME HIGHS Tackles: 5 (at SMU) TFLS: 0.0 INT: 1 (at SMU) Sacks: 0.0 PBU: 2 (at SMU)
		<ul style="list-style-type: none"> • Intercepted first pass of his career and had 2 PBU's on 9/9 at SMU 		

	17	<u>JOE OZUGWU</u> OH-zuh-GOO RS FR • LB • 6-3 • 217 Alief, TX Taylor HS	CAREER GAME HIGHS Tackles: 2 (vs. Lamar, 2017) TFLS: 0.0 INT: 0 Sacks: 0.0 PBU: 0	2017 SEASON GAME HIGHS Tackles: 2 (vs. Lamar) TFLS: 0.0 INT: 0 Sacks: 0.0 PBU: 0
		<ul style="list-style-type: none"> • Made collegiate debut on 9/2 vs. Lamar and recorded two tackles 		

	18	<u>JOSHUA WHEELER</u> SR • LB/DE • 6-3 • 229 Grand Prairie, TX Tyler JC	CAREER GAME HIGHS Tackles: 8 (vs. Army, 2016) TFLS: 2.0 (vs. Southern Miss, 2016) INT: 0 Sacks: 1.0 (5x, last vs. Southern Miss, 2016) PBU: 1 (at Army, 2016)	2017 SEASON GAME HIGHS Tackles: 5 (at SMU) TFLS: 1.0 (at SMU) INT: 0 Sacks: 0.0 PBU: 0
		<ul style="list-style-type: none"> • Led the team in sacks with 5.5 in 2016, nickname is Earl 		

	20	<u>WILLIAM LEMASTERS</u> RS SO • LB • 6-2 • 217 Dallas, TX Parish Episcopal	CAREER GAME HIGHS Tackles: 4 (vs. Lamar, 2017) TFLS: 0.0 INT: 1 (vs. Lamar, 2017) Sacks: 0.0 PBU: 2 (vs. Lamar, 2017)	2017 SEASON GAME HIGHS Tackles: 4 (vs. Lamar) TFLS: 0.0 INT: 1 (vs. Lamar) Sacks: 0.0 PBU: 2 (vs. Lamar)
		<ul style="list-style-type: none"> • Intercepted first pass of his career in the fourth quarter on 9/2 vs. Lamar 		

	22	<u>E.J. EJIYA</u> ay-JEE-ah RS JR • LB • 6-3 • 223 Blaine, MN North Dakota State College of Sciences	CAREER GAME HIGHS Tackles: 9 (at WKU, 2016) TFLS: 2.0 (at SMU, 2017) INT: 0 Sacks: 2.0 (at SMU, 2017) PBU: 0	2017 SEASON GAME HIGHS Tackles: 7 (at SMU) TFLS: 2.0 (at SMU) INT: 0 Sacks: 2.0 (at SMU) PBU: 0
		<ul style="list-style-type: none"> • Recorded first two sacks of his career, leading the team with 7 tackles on 9/9 at SMU 		


	24	<u>TAYLOR ROBINSON</u> RS SO • S • 5-11 • 181 Keller, TX Central HS	CAREER GAME HIGHS Tackles: 7 (vs. La Tech, 2016) TFLS: 1.5 (at UTSA, 2016) INT: 0 Sacks: 0.0 PBU: 1 (vs. La Tech, 2016)	2017 SEASON GAME HIGHS Tackles: 4 (vs. Lamar) TFLS: 0.0 INT: 0 Sacks: 0.0 PBU: 0
		<ul style="list-style-type: none"> • Posted four total tackles in his season debut on 9/2 vs. Lamar 		

	27	<u>ASHTON PRESTON</u> JR • DB • 5-10 • 183 Edmond, OK Santa Fe HS	CAREER GAME HIGHS Tackles: 10 (at Rice, 2016) TFLS: 2.0 (at Rice, 2016) INT: 1 (vs. La Tech, 2016) Sacks 1.0 (at Rice, 2016) PBU: 1 (vs. WKU, 2015)	2017 SEASON GAME HIGHS Tackles: 3 (2x, last at SMU) TFLS: 1.0 (vs. Lamar) INT: 0 Sacks: 0.0 PBU: 0
		<ul style="list-style-type: none"> • Has started both games at nickel, and has posted six total tackles (1.0 TFL) 		

BROADCAST BIOS - DEFENSE

	31	<u>MAKYLE SANDERS</u>	CAREER GAME HIGHS	2017 SEASON GAME HIGHS
		FR • S • 6-0 • 181 Tyler, TX Robert E. Lee HS	Tackles: 2 (vs. Lamar, 2017) TFLS: 0.0 INT: 0 Sacks 0.0 PBU: 0	Tackles: 2 (vs. Lamar) TFLS: 0.0 INT: 0 Sacks: 0.0 PBU: 0


• Posted two tackles in his collegiate debut vs. Lamar on 9/2

	37	<u>BRANDON GARNER</u>	CAREER GAME HIGHS	2017 SEASON GAME HIGHS
		RS JR • LB • 5-11 • 221 Mansfield, TX Timberview HS	Tackles: 11 (at Army, 2016) TFLS: 3.0 (vs. Marshall, 2016) INT: 0 Sacks: 2.0 (vs. Marshall, 2016) PBU: 2 (at SMU, 2017)	Tackles: 2 (at SMU) TFLS: 0.0 INT: 0 Sacks: 0.0 PBU: 2 (at SMU)

• Had three QB hurries and broke up two passes on 9/9 at SMU

	41	<u>COLTON MCDONALD</u>	CAREER GAME HIGHS	2017 SEASON GAME HIGHS
		SR • LB • 6-4 • 210 Haslet, TX West Texas A&M	Tackles: 5 (vs. Lamar, 2017) TFLS: 1.0 (vs. Lamar, 2017) INT: 0 Sacks 0.0 PBU: 0	Tackles: 5 (vs. Lamar) TFLS: 1.0 (vs. Lamar) INT: 0 Sacks: 0.0 PBU: 0

• Has seven tackles in his first two games for the Mean Green

	44	<u>SID MOORE</u>	CAREER GAME HIGHS	2017 SEASON GAME HIGHS
		RS SR • DL • 6-1 • 253 Van, TX Van HS	Tackles: 6 (at SMU, 2017) TFLS: 2.0 (vs. LA Tech, 2014) INT: 0 Sacks: 1.0 (2x, last at SMU, 2017) QBH: 1 (at SMU, 2017)	Tackles: 6 (at SMU) TFLS: 0.5 (at SMU) INT: 0 Sacks: 1.0 (at SMU) QBH: 1 (at SMU)

• Had a career-high six tackles with a sack on 9/9 at SMU

	49	<u>RODERICK YOUNG</u>	CAREER GAME HIGHS	2017 SEASON GAME HIGHS
		JR • DL • 6-1 • 284 Spring, TX Dekaney HS	Tackles: 6 (vs. La Tech, 2016) TFLS: 1.0 (4x, last vs. Southern Miss, 2016) INT: 0 Sacks: 1.0 (at SMU, 2015) QBH: 2 (2x, last at Florida, 2016)	Tackles: 4 (at SMU) TFLS: 0.0 INT: 0 Sacks: 0.0 QBH: 1 (at SMU)

• Has started both games at nose, and has posted six total tackles

	50	<u>LADARIUS HAMILTON</u>	CAREER GAME HIGHS	2017 SEASON GAME HIGHS
		SO • DE • 6-3 • 253 Corrigan, TX Corrigan-Camden HS	Tackles: 3 (2x, last at SMU, 2017) TFLS: 2.0 (at SMU, 2017) INT: 0 Sacks: 1.0 (vs. Southern Miss, 2016) QBH: 1 (vs. Lamar, 2017)	Tackles: 3 (at SMU) TFLS: 2.0 (at SMU) INT: 0 Sacks: 0.0 QBH: 1 (vs. Lamar)

• Named to C-USA All-Freshman team in 2016

	90	<u>TILLMAN JOHNSON</u>	CAREER GAME HIGHS	2016 SEASON GAME HIGHS
		SR • DE • 6-1 • 251 Round Rock, TX McNeil HS	Tackles: 5 (vs. Nicholls, 2014) TFLS: 3.0 (vs. Nicholls, 2014) INT: 0 Sacks: 3.0 (vs. Nicholls, 2014) QBH: 1 (vs. Lamar, 2017)	Tackles: 0 TFLS: 0.0 INT: 0 Sacks: 0.0 QBH: 1 (vs. Lamar)

• Made 12 appearances in 2016

BROADCAST BIOS - DEFENSE



99

ANDY FLUSCHE

Fluh-shee

RS SR • DE • 6-3 • 255

Muenster, Texas

Muenster HS

CAREER GAME HIGHS

Tackles: 5 (2x, last vs. Lamar, 2017)

TFLS: 1.5 (vs. Portland State, 2015)

INT: 0

Sacks: 1.0 (2x, last at MTSU, 2015)

QBH: 2 (2x, last at SMU, 2017)

• Has appeared in two games in 2017 and has six total tackles with 4 QB hurries

2017 SEASON GAME HIGHS

Tackles: 5 (vs. Lamar)

TFLS: 0.0

INT: 0

Sacks: 0

QBH: 2 (2x, last at SMU)

Pronunciation Guide

- 54 - **Creighton** Barr - cray-tin
- 84 - **Jaelon** Darden - jay-lin
- 99 - **Andy Flusche** - fluh-shee
- 50 - **LaDarius** Hamilton - LUH-dare-ee-us
- 96 - **Tony** Krasniqi - kraz-NICK-ee
- 72 - **Manase** Mose - muh-NAH-say mo-say
- 17 - **Joe Ozougu** - OH-zuh-GOO
- 46 - **Patrick Udofia** - you-doh-fia

- 7 - Dee **Baulkman** - ballk-min
- 21 - **Tyreke** Davis - tie-REEK
- 9 - Jaylen **Guyton** - guy-tin
- 46 - Christian **Hosley** - HOSE-lee
- 44 - Cannon **Maki** - MACK-ee
- 60 - **Sosaia** Mose - so-SIGH-uh mo-say
- 52 - Jevin **Pahinui** - pah-HEE-new-EE
- 19 **Nnamdi Umeakuana** - oo-may-uh-kwon-uh

- 8 - Rico **Bussey, Jr.** - buss-EE
- 22 - E.J. **Ejiya** - ay-GEE-uh
- 16 - **Kemon** Hall - KEY-mon
- 13 - **Quinetin** Jackson - Kwin-tin
- 6 **Kishawn** McClain - key-shawn
- 4 **Khairi** Muhammad - KYE-ree
- 15 **Ulaiasi Tauaalo** - LIE-ah-see tower-ah-low

2017 Game Summaries

Game 1

September 2, 2017
Denton, Texas
North Texas 59, Lamar 14

↳ Team Statistics

	LU	UNT
First Downs	15	31
Rushes-Yards	33-86	60-436
Passing-Yards	180	232
Comp-Att-Int	20-41-1	17-24-0
Total Plays-Yards	74-266	84-668
Punts-Yards	9-330	3-109
Fumbles/Lost	2-1	1-1
Penalties	3-15	5-40
3rd Down Conv.	4/18	3/11
Time of Possession	21:06	38:54

↳ Individual Statistics

RUSHING - LU - King 11-37, **North Texas** - J. Wilson 12-176
PASSING - LU - Colbert, Jr. 14-28-140-2, **North Texas** - Fine 15-21-224-0
RECEIVING - LU - Mart. Hawthorne 2-79, **North Texas** - Lawrence 3-70, Guyton 4-63

↳ Score By Quarters

	1	2	3	4	Score
Lamar	7	7	0	0	14
North Texas	17	21	14	7	59

↳ Scoring Summary

UNT - Wilson 10 yd run (Moore kick), 12:01, 1st
UNT - Jackson, 31 yd pass from Fine (Moore kick), 8:38, 1st
UNT - Moore, 24 yd FG, 4:04, 1st
LU - Wood, 1 yd pass from Colbert, Jr. (Martinez kick), 0:34, 1st
UNT - Wilson, 2 yd run (Moore kick), 10:26, 2nd
UNT - Wilson 62 yd run (Moore kick), 8:28 2nd
LU - Mart. Hawthorne 68 yd pass from Colbert, Jr. (Martinez kick), 4:59, 2nd
UNT - Lawrence 44 yd pass from Fine (Moore kick), 1:56, 2nd
UNT - Smith 9 yd pass from Fine (Moore kick), 12:31, 3rd
UNT - Smith, 1 yd run (Moore kick), 6:02, 3rd
UNT - Tucker, 12 yd run (Moore kick), 14:54, 4th

Game 2

September 9, 2016
Dallas, Texas
SMU 54, North Texas 32

↳ Team Statistics

	UNT	SMU
First Downs	22	20
Rushes-Yards	27-69	34-99
Passing-Yards	424	394
Comp-Att-Int	32-47-2	22-41-1
Total Plays-Yards	74-493	75-493
Punts-Yards	4-155	7-278
Fumbles/Lost	2-1	0-0
Penalties	7-58	4-50
3rd Down Conv.	6-for-15	9-for-18
Time of Possession	32:02	27:58

↳ Individual Statistics

RUSHING - **North Texas** - Wilson 13-36, **SMU** - Jones 13-74.
PASSING - **North Texas** - Fine 32-47-424-2, **SMU** - Hicks 20-39-312-1
RECEIVING - **North Texas** - Guyton 3-109, Lawrence 8-90 **SMU** - Sutton 8-163, Quinn 6-96

↳ Score By Quarters

	1	2	3	4	Score
North Texas	10	0	7	15	32
SMU	10	14	16	14	54

↳ Scoring Summary

UNT - Wilson 2 yd run (Moore kick), 11:41 1st
UNT - Moore 46 yd FG, 8:45, 1st
SMU - Sutton 62 yd pass from Hicks (Williams kick), 6:49, 1st
SMU - Williams 36 yd FG, 2:32, 1st
SMU - Sutton 40 yd pass from Hicks (Williams kick), 5:15, 2nd
SMU - Sutton 4 yd pass from Hicks (Williams kick), 0:10, 2nd
SMU - Sutton 35 yd pass from Hicks, 14:24, 3rd
SMU - Jones 1 yd run (Williams kick), 11:23, 3rd
UNT - Guyton 72 yd pass from Fine (Moore kick), 6:56, 3rd
SMU - Team safety, 4:02, 3rd
SMU - Jones 47 yd run (Williams kick), 14:30, 4th
SMU - Gailliard 76 yd pass from Gillins (Williams kick), 11:27, 4th
UNT - Guyton 29 yd pass from Fine (Moore kick), 10:45, 4th
UNT - Darden 13 yd pass from Fine (Darden pass from Fine), 3:24,

2017 Starters

↳ Offense

Game	LT	LG	C	RG	RT	WR	TE	WR	WR	RB	QB
vs. Lamar	Murray	Woodworth	Barr	S. Mose	Mayfield	Guyton	Smith	Lawrence	Smiley	Wilson	Fine
at SMU	Murray	Woodworth	S. Mose	Henson	Mayfield	Guyton	Smith	Lawrence	Smiley	Wilson	Fine
at Iowa											
vs. UAB											
at Southern Miss											
vs. UTSA											
at Florida Atlantic											
vs. Old Dominion											
at La Tech											
vs. UTEP											
vs. Army											
at Rice											

↳ Defense

Game	DE	NT	DE	JACK	MLB	WLB	NICK	CB	CB	S	S
vs. Lamar	Moore	Young	Johnson	Ejiya	McDonald	Garner	Preston	Brooks	Hall	McClain	Muhammad
at SMU	Flusche	Young	Hamilton	Ejiya	McDonald	Garner	Preston	Brooks	Hall	McCalain	Muhammad
at Iowa											
vs. UAB											
at Southern Miss											
vs. UTSA											
at Florida Atlantic											
vs. Old Dominion											
at La Tech											
vs. UTEP											
vs. Army											
at Rice											

2017 Results

Sep 02, 2017	LAMAR		W	59-14	1-0	0-0	3:05	19592
Sep 09, 2017	at SMU		L	32-54	1-1	0-0	3:26	24638

2017 Overall Team Statistics

SCORING	91	68
Points Per Game	45.5	34.0
Points Off Turnovers	3	28
FIRST DOWNS	53	35
Rushing	23	10
Passing	28	22
Penalty	2	3
RUSHING YARDAGE	505	185
Yards gained rushing	554	231
Yards lost rushing	49	46
Rushing Attempts	87	67
Average Per Rush	5.8	2.8
Average Per Game	252.5	92.5
TDs Rushing	6	2
PASSING YARDAGE	656	574
Comp-Att-Int	49-71-2	42-82-2
Average Per Pass	9.2	7.0
Average Per Catch	13.4	13.7
Average Per Game	328.0	287.0
TDs Passing	6	7
TOTAL OFFENSE	1161	759
Total Plays	158	149
Average Per Play	7.3	5.1
Average Per Game	580.5	379.5
KICK RETURNS: #-Yards	5-100	7-179
PUNT RETURNS: #-Yards	6-19	0-0
INT RETURNS: #-Yards	2-0	2-3
KICK RETURN AVERAGE	20.0	25.6
PUNT RETURN AVERAGE	3.2	0.0
INT RETURN AVERAGE	0.0	1.5
FUMBLES-LOST	3-2	2-1
PENALTIES-Yards	12-98	7-65
Average Per Game	49.0	32.5
PUNTS-Yards	7-264	16-608
Average Per Punt	37.7	38.0
Net punt average	37.7	36.8
KICKOFFS-Yards	17-1086	12-577
Average Per Kick	63.9	48.1
Net kick average	40.1	35.6
TIME OF POSSESSION/Game	35:28	24:32
3RD-DOWN Conversions	9/26	13/36
3rd-Down Pct	35%	36%
4TH-DOWN Conversions	3/6	3/5
4th-Down Pct	50%	60%
SACKS BY-Yards	5-31	7-42
MISC YARDS	0	0
TOUCHDOWNS SCORED	12	9
FIELD GOALS-ATTEMPTS	2-2	1-1
ON-SIDE KICKS	0-0	0-0
RED-ZONE SCORES	(8-9) 89%	(4-4) 100%
RED-ZONE TOUCHDOWNS	(7-9) 78%	(3-4) 75%
PAT-ATTEMPTS	(11-11) 100%	(9-9) 100%
ATTENDANCE	19592	24638
Games/Avg Per Game	1/19592	1/24638
Neutral Site Games		0/0

Score by Quarters	1st	2nd	3rd	4th	OT	Total
North Texas	27	21	21	22	0	91
Opponents	17	21	16	14	0	68

2017 Overall Individual/Career Statistics

Rushing	gp	att	gain	loss	net	avg	td	lg	avg/g	gp	att	gain	loss	net	avg	td	lg	avg/g
WILSON, Jeffery	2	25	213	1	212	8.5	4	62	106.0	32	399	2265	63	2202	5.5	20	75	68.8
SMITH, Nic	2	23	133	1	132	5.7	1	32	66.0	2	23	133	1	132	5.7	1	32	66.0
JOHNSON, Evan	2	13	98	0	98	7.5	0	16	49.0	2	13	98	0	98	7.5	0	16	49.0
SHANBOUR, Quinn	2	3	31	0	31	10.3	0	28	15.5	3	4	31	0	31	7.8	0	28	10.3
TUCKER, Andrew	2	4	29	0	29	7.2	1	12	14.5	35	47	306	5	301	6.4	3	71	8.6
FINE, Mason	2	14	46	43	3	0.2	0	16	1.5	12	108	444	323	121	1.1	2	80	10.1
HOSLEY, C.	2	4	4	2	2	0.5	0	2	1.0	2	4	4	2	2	0.5	0	2	1.0
TEAM	1	1	0	2	-2	-2.0	0	0	-2.0									
Total	2	87	554	49	505	5.8	6	62	252.5									
Opponents	2	67	231	46	185	2.8	2	47	92.5									

Passing	gp	effic	comp-att-int	pct	yds	td	lg	avg/g	gp	effic	comp-att-int	pct	yds	td	lg	avg/g
FINE, Mason	2	172.40	47-68-2	69.1	648	6	72	324.0	12	125.86	202-329-7	61.4	2220	12	75	185.0
SHANBOUR, Quinn	2	89.07	2-3-0	66.7	8	0	8	4.0	3	66.80	2-4-0	50.0	8	0	8	2.7
Total	2	168.88	49-71-2	69.0	656	6	72	328.0								
Opponents	2	133.31	42-82-2	51.2	574	7	76	287.0								

Receiving	gp	no.	yds	avg	td	lg	avg/g	gp	no.	yds	avg	td	lg	avg/g
LAWRENCE, M.	2	11	160	14.5	1	44	80.0	9	12	176	14.7	1	44	19.6
GUYTON, Jalen	2	7	172	24.6	2	72	86.0	2	7	172	24.6	2	72	86.0
DARDEN, Jaelon	2	5	67	13.4	1	28	33.5	2	5	67	13.4	1	28	33.5
SMITH, Kelvin	2	5	31	6.2	0	15	15.5	11	12	110	9.2	2	25	10.0
WILSON, Jeffery	2	5	14	2.8	0	4	7.0	32	51	373	7.3	2	38	11.7
SMILEY, Turner	2	4	84	21.0	0	45	42.0	36	76	923	12.1	4	55	25.6
SMITH, Nic	2	4	35	8.8	1	15	17.5	2	4	35	8.8	1	15	17.5
BUSSEY, Rico	1	3	26	8.7	0	12	26.0	7	11	123	11.2	1	30	17.6
CHUMLEY, Caleb	2	2	17	8.5	0	9	8.5	2	2	17	8.5	0	9	8.5
JACKSON, Q.	1	1	31	31.0	1	31	31.0	2	1	31	31.0	1	31	15.5
PIRTLE, Jason	1	1	19	19.0	0	19	19.0	1	1	19	19.0	0	19	19.0
JOHNSON, Evan	2	1	0	0.0	0	0	0.0	2	1	0	0.0	0	0	0.0
Total	2	49	656	13.4	6	72	328.0							
Opponents	2	42	574	13.7	7	76	287.0							

Total Offense	g	plays	rush	pass	total	avg/g	g	plays	rush	pass	total	avg/g
FINE, Mason	2	82	3	648	651	325.5	12	437	121	2220	2341	195.1
WILSON, Jeffery	2	25	212	0	212	106.0	32	399	2202	0	2202	68.8
SMITH, Nic	2	23	132	0	132	66.0	2	23	132	0	132	66.0
JOHNSON, Evan	2	13	98	0	98	49.0	2	13	98	0	98	49.0
SHANBOUR, Quinn	2	6	31	8	39	19.5	3	8	31	8	39	13.0
TUCKER, Andrew	2	4	29	0	29	14.5	35	47	301	0	301	8.6
HOSLEY, C.	2	4	2	0	2	1.0	2	4	2	0	2	1.0
TEAM	1	1	-2	0	-2	-2.0						
Total	2	158	505	656	1161	580.5						
Opponents	2	149	185	574	759	379.5						

Scoring	td	fg	PAT				dxp	saf	pts	td	fg	PAT				dxp	saf	pts
			kick	rush	rcv	pass						kick	rush	rcv	pass			
WILSON, Jeffery	4	-	-	-	-	-	-	24	22	-	-	-	-	-	-	-	132	
MOORE, Trevor	-	2-2	11-11	-	-	-	-	17	-	35-46	110-110	-	-	-	-	-	215	
GUYTON, Jalen	2	-	-	-	-	-	-	12	2	-	-	-	-	-	-	12		
SMITH, Nic	2	-	-	-	-	-	-	12	2	-	-	-	-	-	-	12		
DARDEN, Jaelon	1	-	-	-	1	-	-	8	1	-	-	-	1	-	-	8		
JACKSON, Q.	1	-	-	-	-	-	-	6	1	-	-	-	-	-	-	6		
TUCKER, Andrew	1	-	-	-	-	-	-	6	4	-	-	-	-	-	-	24		
LAWRENCE, M.	1	-	-	-	-	-	-	6	1	-	-	-	-	-	-	6		
FINE, Mason	-	-	-	-	-	1-1	-	0	2	-	-	-	-	1-2	-	12		
Total	12	2-2	11-11	-	1	1-1	-	91										
Opponents	9	1-1	9-9	-	-	-	-	68										

2017 Overall Individual/Career Statistics

Punt Returns	no.	yds	avg	td	lg	no.	yds	avg	td	lg
JENKINS, Eric	4	4	1.0	0	8	4	4	1.0	0	8
DARDEN, Jaelon	1	12	12.0	0	12	1	12	12.0	0	12
SMILEY, Turner	1	3	3.0	0	0	12	100	8.3	0	34
Total	6	19	3.2	0	12					
Opponents	0	0	0.0	0	0					

Kick Returns	no.	yds	avg	td	lg	no.	yds	avg	td	lg
DARDEN, Jaelon	5	104	20.8	0	29	5	104	20.8	0	29
MCCLAIN, K.	0	-4	0.0	0	0	0	-4	0.0	0	0
Total	5	100	20.0	0	29					
Opponents	7	179	25.6	0	41					

Interceptions	no.	yds	avg	td	lg	no.	yds	avg	td	lg
LEMASTERS, W.	1	0	0.0	0	0	1	0	0.0	0	0
HALL, Kemon	1	0	0.0	0	0	1	0	0.0	0	0
Total	2	0	0.0	0	0					
Opponents	2	3	1.5	0	3					

Fumble Returns	no.	yds	avg	td	lg	no.	yds	avg	td	lg
Total	0	0	0.0	0	0					
Opponents	0	0	0.0	0	0					

All Purpose	g	rush	rcv	pr	kr	ir	total	avg/g	g	rush	rcv	pr	kr	ir	total	avg/g
WILSON, Jeffery	2	212	14	0	0	0	226	113.0	32	2202	373	0	279	0	2854	89.2
DARDEN, Jaelon	2	0	67	12	104	0	183	91.5	2	0	67	12	104	0	183	91.5
GUYTON, Jalen	2	0	172	0	0	0	172	86.0	2	0	172	0	0	0	172	86.0
SMITH, Nic	2	132	35	0	0	0	167	83.5	2	132	35	0	0	0	167	83.5
LAWRENCE, M.	2	0	160	0	0	0	160	80.0	9	0	176	0	0	0	176	19.6
JOHNSON, Evan	2	98	0	0	0	0	98	49.0	2	98	0	0	0	0	98	49.0
SMILEY, Turner	2	0	84	3	0	0	87	43.5	36	23	923	100	79	0	1125	31.2
SHANBOUR, Qui	2	31	0	0	0	0	31	15.5	3	31	0	0	0	0	31	10.3
JACKSON, Q.	1	0	31	0	0	0	31	31.0	2	0	31	0	0	0	31	15.5
SMITH, Kelvin	2	0	31	0	0	0	31	15.5	11	0	110	0	0	0	110	10.0
TUCKER, Andre	2	29	0	0	0	0	29	14.5	35	301	-2	1	0	0	300	8.6
BUSSEY, Rico	1	0	26	0	0	0	26	26.0	7	0	123	0	0	0	123	17.6
PIRTLE, Jason	1	0	19	0	0	0	19	19.0	1	0	19	0	0	0	19	19.0
CHUMLEY, Cale	2	0	17	0	0	0	17	8.5	2	0	17	0	0	0	17	8.5
JENKINS, Eric	2	0	0	4	0	0	4	2.0	13	0	0	4	0	86	90	6.9
FINE, Mason	2	3	0	0	0	0	3	1.5	12	121	0	0	0	0	121	10.1
HOSLEY, C.	2	2	0	0	0	0	2	1.0	2	2	0	0	0	0	2	1.0
TEAM	1	-2	0	0	0	0	-2	-2.0								
MCCLAIN, K.	2	0	0	0	-4	0	-4	-2.0	39	0	0	0	-4	23	19	0.5
Total	2	505	656	19	100	0	1280	640.0								
Opponents	2	185	574	0	179	3	941	470.5								

Field Goals	att	good	long	blkd	att	good	long	blkd
MOORE, Trevor	2	2	46	0	46	35	51	0
Total	2	2	46	0				
Opponents	1	1	36	0				

Punting	no.	yds	avg	lg	blk	no.	yds	avg	lg	blk
KENWORTHY, A.	7	264	37.7	44	0	7	264	37.7	44	0
Total	7	264	37.7	44	0					
Opponents	16	608	38.0	47	0					

Kickoffs	no.	yds	avg	tb	ob	no.	yds	avg	tb	ob
MOORE, Trevor	12	777	64.8	8	0	22	1391	63.2	9	0
PATTERSON, B.	5	309	61.8	1	0	5	309	61.8	1	0
Total	17	1086	63.9	9	0					
Opponents	12	577	48.1	2	1					

2017 Overall FG/Defensive/Career Statistics

Field Goals	fg	pct.	01-19	20-29	30-39	40-49	50-99	lg	blk
MOORE, Trevor	2-2	100.0	0-0	1-1	0-0	1-1	0-0	46	0

FG Sequence	North Texas	Opponents
Lamar	(24)	-
SMU	(46)	(36)

Numbers in (parentheses) indicate field goal was made.

##	Defensive Leaders	SEASON										CAREER											
		gp	ua	a	total	tfl	sack	int	pbu	fr	ff	blk	gp	ua	a	total	tfl	sack	int	pbu	fr	ff	blk
4	MUHAMMAD, K.	2	8	5	13	1.5	1	.	.	1	1	.	14	15	13	28	2.0	2	1	1	1	1	.
22	EJIYA, E.J.	2	5	6	11	2.0	2	15	31	23	54	5.5	2
16	HALL, Kemon	2	8	1	9	0.0	.	1	2	.	.	.	2	8	1	9	0.0	.	1	2	.	.	.
0F	MCCLAIN, K.	2	6	2	8	0.5	.	.	1	.	.	.	39	171	77	248	8.5	2	5	7	1	4	.
41	MCDONALD, C.	2	4	3	7	1.0	2	4	3	7	1.0
44	MOORE, Sid	2	5	2	7	0.5	1	22	16	12	28	5.0	3
99	FLUSCHE, Andy	2	1	5	6	0.0	.	.	2	.	.	.	33	18	33	51	5.5	3	.	3	.	.	.
27	PRESTON, Ashton	2	6	.	6	1.0	25	38	16	54	5.5	1	1	2	.	1	.
49	YOUNG, Roderick	2	3	3	6	0.0	26	29	33	62	5.5	2	.	.	1	.	.
18	WHEELER, Joshua	1	4	1	5	1.0	13	30	17	47	8.5	6	.	2	.	2	.
50	HAMILTON, L.	2	3	1	4	2.0	14	9	4	13	5.0	1
24	ROBINSON, T.	2	3	1	4	0.0	13	15	7	22	0.0	.	.	1	.	.	.
20	LEMASTERS, W.	2	3	1	4	0.0	.	1	2	.	.	.	6	5	2	7	0.0	.	1	3	.	.	.
15	TAUAAALO, T.J.	2	3	1	4	1.0	1	27	34	22	56	5.0	3	.	1	1	1	.
2	JENKINS, Eric	2	3	1	4	0.0	13	16	6	22	1.0	.	3	10	.	1	.
9	BROOKS, Nate	2	3	1	4	0.5	.	.	1	.	.	.	25	66	33	99	6.0	1	4	8	.	2	.
37	GARNER, Brandon	2	2	1	3	0.0	.	.	2	.	.	.	24	49	22	71	10.0	5	.	2	2	.	.
14	FERNANDES, C.	2	3	.	3	0.0	4	8	1	9	1.0
31	SANDERS, Makyle	1	1	1	2	0.0	1	1	1	2	0.0
17	OZOUGWU, Joe	1	.	2	2	0.0	1	.	2	2	0.0
2A	DAVIS, Tyreke	2	1	1	2	0.0	2	1	1	2	0.0
96	KRASNIQI, Tony	2	1	.	1	1.0	1	2	1	.	1	1.0	1
71	MURRAY, Jordan	2	1	.	1	0.0	20	2	.	2	0.0
11	JOHNSON, Cam	2	1	.	1	0.0	2	1	.	1	0.0
9C	PATTERSON, B.	1	1	.	1	0.0	1	1	.	1	0.0
26	JOHNSON, Evan	2	1	.	1	0.0	2	1	.	1	0.0
42	MANN, Corey	2	1	.	1	0.0	.	.	1	.	.	.	2	1	.	1	0.0	.	.	1	.	.	.
25	TUCKER, Andrew	2	.	1	1	0.0	35	11	3	14	0.0
90	JOHNSON, Ti.	1	.	.	.	0.0	31	18	11	29	6.0	5
Total		2	81	40	121	12	5	2	11	1	1	.											
Opponents		2	101	44	145	11	7	2	5	2	1	.											

2017 Individual Game Highs

Rushes	18	SMITH, Nic vs Lamar (Sep 02, 2017)
Yards Rushing	176	WILSON, Jeffery vs Lamar (Sep 02, 2017)
TD Rushes	3	WILSON, Jeffery vs Lamar (Sep 02, 2017)
Long Rush	62	WILSON, Jeffery vs Lamar (Sep 02, 2017)
Pass attempts	47	FINE, Mason at SMU (Sep 09, 2017)
Pass completions	32	FINE, Mason at SMU (Sep 09, 2017)
Yards Passing	424	FINE, Mason at SMU (Sep 09, 2017)
TD Passes	3	FINE, Mason vs Lamar (Sep 02, 2017)
	3	FINE, Mason at SMU (Sep 09, 2017)
Long Pass	72	FINE, Mason at SMU (Sep 09, 2017)
Receptions	8	LAWRENCE, M. at SMU (Sep 09, 2017)
Yards Receiving	109	GUYTON, Jalen at SMU (Sep 09, 2017)
TD Receptions	2	GUYTON, Jalen at SMU (Sep 09, 2017)
Long Reception	72	GUYTON, Jalen at SMU (Sep 09, 2017)
Field Goals	1	MOORE, Trevor vs Lamar (Sep 02, 2017)
	1	MOORE, Trevor at SMU (Sep 09, 2017)
Long Field Goal	46	MOORE, Trevor at SMU (Sep 09, 2017)
Punts	4	KENWORTHY, A. at SMU (Sep 09, 2017)
Punting Avg	38.8	KENWORTHY, A. at SMU (Sep 09, 2017)
Long Punt	44	KENWORTHY, A. at SMU (Sep 09, 2017)
Punts inside 20	2	KENWORTHY, A. vs Lamar (Sep 02, 2017)
Long Punt Return	12	DARDEN, Jaelon at SMU (Sep 09, 2017)
Long Kickoff Return	29	DARDEN, Jaelon vs Lamar (Sep 02, 2017)
	29	DARDEN, Jaelon at SMU (Sep 09, 2017)
Tackles	7	MUHAMMAD, K. vs Lamar (Sep 02, 2017)
	7	EJIYA, E.J. at SMU (Sep 09, 2017)
Sacks	2.0	EJIYA, E.J. at SMU (Sep 09, 2017)
Tackles For Loss	2.0	EJIYA, E.J. at SMU (Sep 09, 2017)
	2.0	HAMILTON, L. at SMU (Sep 09, 2017)
Interceptions	1	LEMASTERS, W. vs Lamar (Sep 02, 2017)
	1	HALL, Kemon at SMU (Sep 09, 2017)

2017 Team Game Highs

Rushes	60	vs Lamar (Sep 02, 2017)
Yards Rushing	436	vs Lamar (Sep 02, 2017)
Yards Per Rush	7.3	vs Lamar (Sep 02, 2017)
TD Rushes	5	vs Lamar (Sep 02, 2017)
Pass attempts	47	at SMU (Sep 09, 2017)
Pass completions	32	at SMU (Sep 09, 2017)
Yards Passing	424	at SMU (Sep 09, 2017)
Yards Per Pass	9.7	vs Lamar (Sep 02, 2017)
TD Passes	3	vs Lamar (Sep 02, 2017)
	3	at SMU (Sep 09, 2017)
Total Plays	84	vs Lamar (Sep 02, 2017)
Total Offense	668	vs Lamar (Sep 02, 2017)
Yards Per Play	8.0	vs Lamar (Sep 02, 2017)
Points	59	vs Lamar (Sep 02, 2017)
Sacks By	3	at SMU (Sep 09, 2017)
First Downs	31	vs Lamar (Sep 02, 2017)
Penalties	7	at SMU (Sep 09, 2017)
Penalty Yards	58	at SMU (Sep 09, 2017)
Turnovers	3	at SMU (Sep 09, 2017)
Interceptions By	1	vs Lamar (Sep 02, 2017)
	1	at SMU (Sep 09, 2017)
Punts	4	at SMU (Sep 09, 2017)
Punting Avg	38.8	at SMU (Sep 09, 2017)
Long Punt	44	at SMU (Sep 09, 2017)
Punts inside 20	2	vs Lamar (Sep 02, 2017)
Long Punt Return	12	at SMU (Sep 09, 2017)

2017 Opponent Individual Game Highs

Rushes	14	FREEMAN, Ke'Mon, at SMU (Sep 09, 2017)
Yards Rushing	74	JONES, Xavier, at SMU (Sep 09, 2017)
TD Rushes	2	JONES, Xavier, at SMU (Sep 09, 2017)
Long Rush	47	JONES, Xavier, at SMU (Sep 09, 2017)
Pass attempts	39	HICKS, Ben, at SMU (Sep 09, 2017)
Pass completions	20	HICKS, Ben, at SMU (Sep 09, 2017)
Yards Passing	312	HICKS, Ben, at SMU (Sep 09, 2017)
TD Passes	4	HICKS, Ben, at SMU (Sep 09, 2017)
Long Pass	76	GILLINS, D.J., at SMU (Sep 09, 2017)
Receptions	8	SUTTON, C., at SMU (Sep 09, 2017)
Yards Receiving	163	SUTTON, C., at SMU (Sep 09, 2017)
TD Receptions	4	SUTTON, C., at SMU (Sep 09, 2017)
Long Reception	76	GAILLIARD, M., at SMU (Sep 09, 2017)
Field Goals	1	WILLIAMS, Josh, at SMU (Sep 09, 2017)
Long Field Goal	36	WILLIAMS, Josh, at SMU (Sep 09, 2017)
Punts	7	Slaydon, Tyler, vs Lamar (Sep 02, 2017)
	7	SACKVILLE, J., at SMU (Sep 09, 2017)
Punting Avg	39.7	SACKVILLE, J., at SMU (Sep 09, 2017)
Long Punt	47	SACKVILLE, J., at SMU (Sep 09, 2017)
Punts inside 20	2	Slaydon, Tyler, vs Lamar (Sep 02, 2017)
	2	SACKVILLE, J., at SMU (Sep 09, 2017)
Long Kickoff Return	41	Giles, Zae, vs Lamar (Sep 02, 2017)
Tackles	11	Randle jr., Rod, vs Lamar (Sep 02, 2017)
Sacks	2.0	MITCHELL, Kyran, at SMU (Sep 09, 2017)
	2.0	LAWLER, Justin, at SMU (Sep 09, 2017)
Tackles For Loss	3.0	LAWLER, Justin, at SMU (Sep 09, 2017)
Interceptions	1	McQUEEN, Elijah, at SMU (Sep 09, 2017)
	1	GARY, Demerick, at SMU (Sep 09, 2017)

2017 Opponent Team Game Highs

Rushes	34	at SMU (Sep 09, 2017)
Yards Rushing	99	at SMU (Sep 09, 2017)
Yards Per Rush	2.9	at SMU (Sep 09, 2017)
TD Rushes	2	at SMU (Sep 09, 2017)
Pass attempts	41	vs Lamar (Sep 02, 2017)
	41	at SMU (Sep 09, 2017)
Pass completions	22	at SMU (Sep 09, 2017)
Yards Passing	394	at SMU (Sep 09, 2017)
Yards Per Pass	9.6	at SMU (Sep 09, 2017)
TD Passes	5	at SMU (Sep 09, 2017)
Total Plays	75	at SMU (Sep 09, 2017)
Total Offense	493	at SMU (Sep 09, 2017)
Yards Per Play	6.6	at SMU (Sep 09, 2017)
Points	54	at SMU (Sep 09, 2017)
Sacks By	5	at SMU (Sep 09, 2017)
First Downs	20	at SMU (Sep 09, 2017)
Penalties	4	at SMU (Sep 09, 2017)
Penalty Yards	50	at SMU (Sep 09, 2017)
Turnovers	2	vs Lamar (Sep 02, 2017)
Interceptions By	2	at SMU (Sep 09, 2017)
Punts	9	vs Lamar (Sep 02, 2017)
Punting Avg	39.7	at SMU (Sep 09, 2017)
Long Punt	47	at SMU (Sep 09, 2017)
Punts inside 20	3	vs Lamar (Sep 02, 2017)

2017 Drive Summaries

September 2, 2017 vs. Lamar

Team	Qtr	Drive Started			Drive Ended			Consumed	
		Spot	Time	Obtained	Spot	Time	How lost	PI - Yds	TOP
NT	1st	N40	13:56	Punt	L00	12:01	*TOUCHDOWN	6 - 60	1:55 .
NT		N17	09:48	Punt	L00	08:38	*TOUCHDOWN	3 - 83	1:10
NT		L47	08:06	Fumble	L07	04:04	*FIELD GOAL	9 - 40	4:02 .
NT		N10	00:00	Punt	N05	01:40	Fumble	0 - (5)	0:00
NT		L44	00:34	Kickoff	L00	10:26	*TOUCHDOWN	12 - 44	5:08 .
NT	2nd	N32	09:12	Punt	L00	08:28	*TOUCHDOWN	2 - 68	0:44
NT		L47	08:28	Downs	N50	06:10	Punt	3 - (3)	2:18
NT		N34	04:59	Kickoff	L00	01:56	*TOUCHDOWN	6 - 66	3:03
NT		N29	01:06	Punt	L36	00:00	End of half	5 - 35	1:06
NT	3rd	N35	15:00	Kickoff	L00	12:31	*TOUCHDOWN	6 - 65	2:29 .
NT		N17	10:14	Punt	L00	06:02	*TOUCHDOWN	10 - 83	4:12 .
NT		N33	05:19	Punt	N33	03:50	Punt	3 - 0	1:29
NT		N37	02:48	Punt	L00	14:54	*TOUCHDOWN	7 - 63	2:54 .
NT	4th	N25	13:11	Punt	N47	09:25	Punt	5 - 22	3:46
NT		N31	05:39	Downs	L35	01:23	Downs	7 - 34	4:16
NT		L43	00:22	Interception	L45	00:00	End of half	1 - (2)	0:22

September 9, 2017 at SMU

Team	Qtr	Drive Started			Drive Ended			Consumed	
		Spot	Time	Obtained	Spot	Time	How lost	PI - Yds	TOP
NT	1st	V25	15:00	Kickoff	H00	11:41	*TOUCHDOWN	7 - 75	3:19 .
NT		H43	10:45	Punt	H29	08:45	*FIELD GOAL	5 - 14	2:00
NT		V09	06:43	Kickoff	V07	04:16	Punt	3 - (2)	2:27
NT		V29	02:26	Kickoff	H38	13:45	Downs	9 - 33	3:41
NT	2nd	V06	11:38	Interception	V24	08:07	Punt	6 - 18	3:31
NT		V20	05:08	Kickoff	H43	02:26	Interception	8 - 37	2:42
NT		V28	00:10	Kickoff	V42	00:00	End of half	1 - 14	0:10
NT	3rd	V32	00:00	Punt	V35	14:29	Fumble	0 - 3	0:00
NT		V25	14:24	Kickoff	V25	14:16	Interception	1 - 0	0:08
NT		V36	11:15	Kickoff	V41	09:59	Punt	3 - 5	1:16
NT		V28	07:07	Punt	H00	06:56	*TOUCHDOWN	1 - 72	0:11
NT		V12	04:51	Punt	V00	04:02	*SAFETY	1 - (12)	0:49
NT		V32	02:54	Punt	H28	00:00	Downs	9 - 40	2:54
NT	4th	V30	14:30	Kickoff	V35	11:39	Punt	6 - 5	2:51
NT		V26	11:27	Kickoff	H00	10:45	*TOUCHDOWN	2 - 74	0:42
NT		V16	07:24	Punt	H00	03:24	*TOUCHDOWN	8 - 84	4:00 .
NT		H41	00:54	Punt	H10	00:00	End of half	5 - 31	0:54 .

2017 Long Plays

20-YARD PLUS PLAYS

Yds	Type	Player(s)	Opponent
72*	Pass	GUYTON, Jalen from FINE, Mason	SMU
62*	Rush	WILSON, Jeffery	Lamar
49	Rush	WILSON, Jeffery	Lamar
45	Pass	SMILEY, Turner from FINE, Mason	SMU
44*	Pass	LAWRENCE, M. from FINE, Mason	Lamar
37	Pass	LAWRENCE, M. from FINE, Mason	SMU
35	Pass	GUYTON, Jalen from FINE, Mason	Lamar
32	Rush	SMITH, Nic	Lamar
31*	Pass	JACKSON, Q. from FINE, Mason	Lamar
30	Pass	SMILEY, Turner from FINE, Mason	SMU
29*	Pass	GUYTON, Jalen from FINE, Mason	SMU
29	KR	DARDEN, Jaelon	Lamar
29	KR	DARDEN, Jaelon	SMU
28	Pass	DARDEN, Jaelon from FINE, Mason	SMU
28	Rush	SHANBOUR, Quinn	Lamar

* touchdown scored on play

LONG PLAYS BY THE NUMBERS

Long Plays By Yards	No.	TD
100+	0	0
90-99	0	0
80-89	0	0
70-79	1	1
60-69	1	1
50-59	0	0
40-49	3	1
30-39	5	1
20-29	5	1

Long Plays By Type	No.	TD
Rushing	4	1
Passing	9	4
Punt returns	0	0
Kick returns	2	0
Interceptions	0	0
Fumble returns	0	0
Other	0	0
TOTAL	15	5

20-YARD PLUS BY PLAYER

Player	No.	TD	R	P	KR	PR	IR	FR
GUYTON, Jalen	3	2	0	3	0	0	0	0
DARDEN, Jaelon	3	0	0	1	2	0	0	0
LAWRENCE, M.	2	1	0	2	0	0	0	0
WILSON, Jeffery	2	1	2	0	0	0	0	0
SMILEY, Turner	2	0	0	2	0	0	0	0
JACKSON, Q.	1	1	0	1	0	0	0	0
SHANBOUR, Quinn	1	0	1	0	0	0	0	0
SMITH, Nic	1	0	1	0	0	0	0	0
TOTAL	15	5	4	9	2	0	0	0

LONGEST PLAYS OF THE YEAR

Rushing

62 WILSON, Jeffery vs Lamar (9/2/2017)

Rushing Touchdown

62 WILSON, Jeffery vs Lamar (9/2/2017)

Passing

72 GUYTON, Jalen from FINE, Mason vs SMU (9/9/2017)

Passing Touchdown

72 GUYTON, Jalen from FINE, Mason vs SMU (9/9/2017)

Punt Return

12 DARDEN, Jaelon vs SMU (9/9/2017)

Kick Return

29 DARDEN, Jaelon vs Lamar (9/2/2017)

29 DARDEN, Jaelon vs SMU (9/9/2017)

Interception Return

0 LEMASTERS, W. vs Lamar (9/2/2017)

0 HALL, Kemon vs SMU (9/9/2017)

Fumble Return

None

Punt

44 KENWORTHY, A. vs SMU (9/9/2017)

Field Goal

46 MOORE, Trevor vs SMU (9/9/2017)

2017 Participation

74	ANTHONY, C.	1/-	XXX	...
54	BARR, Creighton	1/1	START	...
9	BROOKS, Nate	2/2	START	START
8	BUSSEY, Rico	1/-	...	XXX
1A	CASON, Mitch	1/-	XXX	...
1E	CHUMLEY, Caleb	2/-	XXX	XXX
84	DARDEN, Jaelon	2/-	XXX	XXX
2A	DAVIS, Tyreke	2/-	XXX	XXX
89	DUHON, Kam	2/-	XXX	XXX
29	DURHAM, Nate	2/-	XXX	XXX
22	EJIYA, E.J.	2/2	START	START
14	FERNANDES, C.	2/-	XXX	XXX
6	FINE, Mason	2/2	START	START
99	FLUSCHE, Andy	2/1	XXX	START
37	GARNER, Brandon	2/2	START	START
73	GUNTER, Garrett	1/-	XXX	...
01	GUYTON, Jalen	2/2	START	START
82	HAIR-GRIFFIN, D	2/-	XXX	XXX
16	HALL, Kemon	2/2	START	START
50	HAMILTON, L.	2/1	XXX	START
53	HENSON, T.J.	1/1	...	START
46	HOSLEY, C.	2/-	XXX	XXX
13	JACKSON, Q.	1/-	XXX	...
2	JENKINS, Eric	2/-	XXX	XXX
11	JOHNSON, Cam	2/-	XXX	XXX
2F	JOHNSON, Evan	2/-	XXX	XXX
90	JOHNSON, Ti.	1/1	START	...
36	KENWORTHY, A.	2/-	XXX	XXX
96	KRASNIQI, Tony	2/-	XXX	XXX
32	LAWRENCE, M.	2/2	START	START
20	LEMASTERS, W.	2/-	XXX	XXX
4D	MAKI, Cannon	1/-	XXX	...
42	MANN, Corey	2/-	XXX	XXX
79	MAYFIELD, Riley	2/2	START	START
0F	MCCLAIN, K.	2/2	START	START
41	MCDONALD, C.	2/2	START	START
23	MEANS, Connor	2/-	XXX	XXX
39	MOORE, Jameel	2/-	XXX	XXX
44	MOORE, Sid	2/1	START	XXX
30	MOORE, Trevor	2/-	XXX	XXX
60	MOSE, Sosaia	2/2	START	START
4	MUHAMMAD, K.	2/2	START	START
68	MUNDEN, Chett	1/-	XXX	...
71	MURRAY, Jordan	2/2	START	START
17	OZOUGWU, Joe	1/-	XXX	...
52	PAHINUI, Jevin	1/-	XXX	...
9C	PATTERSON, B.	1/-	XXX	...
88	PIRTLE, Jason	1/-	...	XXX
27	PRESTON, Ashton	2/2	START	START
24	ROBINSON, T.	2/-	XXX	XXX
0B	RUTHERFORD, O.	1/-	XXX	...
26	SANDERS, Makyle	1/-	XXX	...
19	SHANBOUR, Quinn	2/-	XXX	XXX
1	SMILEY, Turner	2/2	START	START
87	SMITH, Kelvin	2/2	START	START
21	SMITH, Nic	2/-	XXX	XXX
15	TAUAALO, T.J.	2/-	XXX	XXX
78	THOMAS, Jalen	1/-	XXX	...
25	TUCKER, Andrew	2/-	XXX	XXX
11	UMEAKUANA, N.	2/-	XXX	XXX
18	WHEELER, Joshua	1/-	...	XXX
3	WILSON, Jeffery	2/2	START	START
77	WOODWORTH, Elex	2/2	START	START
49	YOUNG, Roderick	2/2	START	START