



North Texas Football

Assistant Athletic Director of Communications (Football contact): Jordan Stepp
 Phone: (805) 551-8648 • Email: jordan.stepp@unt.edu

Website: MeanGreenSports.com • Facebook: Facebook.com/MeanGreenFB • Twitter: @MeanGreenFB • Instagram: @MeanGreenFB • #GMG • #NewDenton

2017 SCHEDULE

Overall: 1-0 • C-USA: 0-0

| DATE | OPPONENT | TIME/RESULT |
|-------|-----------------------|-------------|
| 9/2 | vs. Lamar ~ | W, 59-14 |
| 9/9 | at SMU ~ | 6 p.m. |
| 9/16 | at Iowa ~ | 2:30 p.m. |
| 9/23 | vs. UAB*~ | 5:30 p.m. |
| 9/30 | at Southern Miss*~ | 6 p.m. |
| 10/14 | vs. UTSA*~ | 5:30 p.m. |
| 10/21 | at Florida Atlantic*~ | TBD |
| 10/28 | vs. Old Dominion*~ | 5:30 p.m. |
| 11/4 | at Louisiana Tech*~ | 2:30 p.m. |
| 11/11 | vs. UTEP*~ | 4 p.m. |
| 11/18 | vs. Army~ | 5:30 p.m. |
| 11/25 | at Rice*~ | 12 p.m. |

*Denotes Conference USA Contest, ~ Mean Green Sports Network (radio). All Game Times Listed in CT and are subject to change

By The Numbers

668

The Mean Green posted 668 yards of total offense last week in the win over Lamar, a new school record

14.7

Senior RB Jeffery Wilson averaged 14.7 yards per carry last week, posting 176 yards on just 12 carries with three rushing touchdowns in less than a half of game action

59

North Texas scored 59 points in the win over Lamar last week, the most-ever in school history in a season-opener

107

Junior kicker Trevor Moore has made 107 consecutive extra points heading into week two, which is a school record

@MeanGreenFB

North Texas MEAN GREEN (1-0, 0-0 C-USA)




North Texas (1-0, 0-0 C-USA) takes on Metroplex rival SMU (1-0, 0-0 American) Saturday at 6 p.m. at Gerald J. Ford Stadium in Dallas. The Mean Green opened the 2017 season this past week with a dominating 59-14 win at home over Lamar, while SMU also opened its season in dominant fashion, defeating Stephen F. Austin 58-14, also at home.

Saturday's game will be broadcast live on ESPN3 as well as on the radio on the Mean Green Sports Network with Dave Barnett (pxp) and Hank Dickenson (analyst). Live updates for Saturday's game will be available on Twitter @MeanGreenFB and fans are also encouraged to head to MeanGreenSports.com for game recaps and additional content throughout the remainder of the season.

North Texas at SMU

Date Sat., Sept. 9 | 6 p.m. CT
 VenueGerald J. Ford Stadium
 Location.....Dallas, Texas
 Live Stats MeanGreenSports.com
 Live Tweets @MeanGreenFB
 TV ESPN3
 Radio KHYI 95.3 FM
 KNTU 88.1 FM
 KGAF 1580 AM
 Series SMU leads 30-5-1
 Last Meeting ..SMU 34 North Texas 21 in Denton, Texas, on 9/3/16

SMU MUSTANGS (1-0, 0-0 AMERICAN)



North Texas' Top Storylines, Streaks & Trends

Next Up

The Mean Green travel to the Midwest to take on Iowa in Iowa City. That game kicks off at 2:30 p.m. CT and will be broadcast live on ESPN2.

Familiar Foe

North Texas and SMU meet Saturday for the 37th time in series history. SMU currently holds a 30-5-1 advantage, after defeating the Mean Green 34-21 in the 2016 season-opener in Denton last September. The last time the two met at Gerald J. Ford Stadium in Dallas, SMU won 31-13, on Sept. 12, 2015.

North Texas is looking to beat the Mustangs in Dallas for the first time since a 7-0 win in 1933, and second time ever. SMU holds a 23-1-1 advantage in games played in Dallas.

Littrell's History vs. SMU

North Texas head coach Seth Littrell is 3-1 against SMU in his coaching career. Littrell lost his first matchup with the Mustangs as a head coach in 2016, as the Mean Green fell 34-21, but during his four seasons as Texas Tech's running backs coach from 2005-08,

the Red Raiders defeated the Mustangs three times by a combined score of 127-19. Two of those three games were in Lubbock, Texas.

The Elusive 2-0 Start

North Texas looks to start 2-0 for the first time since 1994. The Mean Green finished that season 7-4-1.

Season-Opening Success

North Texas lit up the scoreboard in their season-opening win last week over Lamar, posting 59 points. That marked the most points the team has ever scored in a season-opener in program history, eclipsing the previous high of 54 points in a win at Lamar to open the 1951 season.

* The 59 points tied for the 11th-most in the country in week one

Mean Green Break Total Offense Mark

The Mean Green rolled up a school-record 668 yards of total offense in the win over Lamar last Saturday, courtesy of a huge day on the ground and an efficient

day through the air. That ranks fourth in the Football Bowl Subdivision after week one.

* The previous school record for total offense was 635 yards, put up in a 74-62 loss vs. Navy in 2007.

* North Texas held the ball for 38:54 in the win, which was the sixth-best in the nation in week one.

They Just Felt Like Running

The Mean Green did much of their damage offensively last week against Lamar on the ground. North Texas posted 436 rushing yards as a team, which was the fourth-best team performance in school history. The 436 yards were just 28 yards shy of the school record of 464, which has been accomplished twice, most recently against Middle Tennessee in 2011.

* North Texas averaged 7.3 yards per carry as a team.

* After week one, the Mean Green rank fifth in the nation in rushing yards.

Creeping Up on 500

The Mean Green picked up their 499th victory in program history last week when they knocked off Lamar. With a win Saturday against SMU, they could pick up No. 500 as a program.

84 Total Plays Matches 2016-High

North Texas ran 84 plays offensively last week in the win over Lamar, equaling their season-high from a year ago. The Mean Green ran 84 plays for 450 yards in a 41-20 win over Bethune-Cookman last September.

First Down Success

The Mean Green averaged 7.0 yards per play on first down last week in the win over Lamar.

* North Texas posted 31 first downs, which ranks 16th-best in the country for week one. and the 31 are more than any game last season.

Red Zone Dominance

North Texas was a perfect 6-for-6 in the redzone last week against Lamar, posting five touchdowns and one field goal.

In 2016, the Mean Green scored on 80% of their red zone opportunities (33-for-41) and

scored touchdowns at a 66% clip (27-for-41).

Explosive Plays

The Mean Green had 14 rushing plays of 10 yards or more last week against Lamar and seven pass plays of 15 yards or more.

* North Texas scored on running plays of 10, 12 and 62 yards and passing plays of 31 and 44 yards.

Staying On The Field

North Texas was able to avoid three-and-outs for the most part last week. Only twice did a Mean Green offense come off the field after just three plays and only one of those three-and-outs came with the first team offense on the field.

Jeffery Wilson Stars In Week One

Mean Green senior running back Jeffery Wilson (Elkhart, Texas) had a monster game in his 2017 debut, earning Conference USA Player of the Week honors, carrying 12 times for 176 yards and a career-high-equaling three touchdowns. All of that was done in the first half, and he averaged 14.7 yards per carry, which was the fourth-best single-game performance in school history for a player with a minimum of 10 carries.

* Wilson leads C-USA in rushing after week one and ranks 11th in the nation with 176 yards and is tied for fifth nationally in rushing touchdowns (three).

* His 14.7 yards per carry was the best in the country in week one.

* Last season Wilson finished with 169 carries for 936 yards, which was a career high for a single season in just 11 games.

* Wilson has rushed for 2,166 yards in his career, which places him ninth in school history. Wilson is 36 yards shy of the eight spot, held by Brandin Byrd (2,202 yards).

* Wilson is only 54 yards from Darrin Collins' seventh spot and 90 yards from Bernard Jackson for sixth.

* Wilson now ranks seventh in school history in rushing touchdowns with 19 in his career after his three score performance and is just one shy of tying the sixth spot, held by Terrance Brown (1992-93).

Mason More Than Fine In Season Debut

Sophomore quarterback Mason Fine (Locust Grove, Oklahoma) completed 15-of-21 passes last week to open the season for 224 yards and a career-high three touchdowns (no interceptions).

* It marked Fine's first career multi-touchdown game.

* The three-touchdown performance also equaled a season-high (Alec Morris vs. Southern Miss) from a year ago for the Mean Green.

* His 44-yard touchdown strike to fellow sophomore Michael Lawrence (Sweetwater, Texas) was the longest touchdown pass of Fine's career. His previous long was 34-yards on 10/22/16 at Army.

* Fine concluded his day, which ended early in the third quarter, by completing nine of his last 10 passes, and his pass efficiency rating of 202.8 was the ninth-best single game performance in that category in school history.

* His 202.8 pass efficiency rating was 10th-best in the country in week one.

McClain Leads Mean Green Defense

A preseason All-Conference USA selection for the second consecutive year, senior safety Kishawn McClain (Rosenberg, Texas) garnered second team All-Conference honors in 2016 in Conference USA. For the second straight season, McClain led the team in tackles with 91 (67 solo) to go along with one-and-a-half sacks, five tackles for loss, three interceptions, two forced fumbles and three pass break-ups in 13 appearances.

* McClain recorded three tackles (0.5 for loss) in his season debut last week vs. Lamar.

* McClain had double-digit tackles four different times in 2016.

* McClain led the team in tackles in 2015, recording 110 as a sophomore, which ranked in the top 10 nationally.

Moore, Moore, Moore

Senior kicker Trevor Moore holds the school record for most consecutive made extra points. The Edmond, Oklahoma, native pushed his school record to 107 straight made PATs after going 8-for-8 in the win

MEDIA AVAILABILITY FOR WEEK 2

| | | | | | | |
|-----------------------|---|--|---|---|-----------------------------|--|
| 4 | 5 | 6 | 7 | 8 | 9 | 10 |
| No Media Availability | Practice at Athletic Center 8:55 a.m. Seth Littrell Press Conference 11:30 a.m. Team Meeting Room, Ground floor of Athletic Center Only day for player availability immediately following press conference | Practice at Athletic Center Seth Littrell available for out of town media No player availability | Walk through at Athletic Center No player availability | Practice at Athletic Center No player availability | Kickoff at SMU at 6 p.m. CT | Player Conditioning at the Athletic Center |

NORTH TEXAS MEDIA SERVICES

Who to contact:

Jordan Stepp: 940-369-8329 (Office)
805-551-8648 (Cell)
E-mail: jordan.stepp@unt.edu

Eric Capper: 940-565-2476 (Office)
940-367-0727 (Cell)
E-mail: eric.capper@unt.edu

Practice Coverage

Media has limited access to North Texas football practice. The media may view the first 20 minutes of practices on Tuesday and Wednesday. The remaining practice is closed to all media and fans.

Credentials For Media

Those wishing to cover North Texas must contact Jordan Stepp for credentials for home and away games.

Tuesday Press Conference

Head coach Seth Littrell's weekly media availability for local media will be conducted at a press conference on Tuesday in the Team Meeting Room on the bottom floor of the Athletic Center following practice around 11:30 a.m.

Post-Practice Interviews

Interviews following practice on Tuesday will be conducted only for requested players. **Requests for players should be made in advance through the athletic communications office by Monday at 12 p.m.** Special exemptions may be granted to those media wishing to interview a specific student-athlete before practice or on a different day at the discretion of the athletic communications office.

All out of town media with requests for Coach Littrell, assistant coaches or players must contact Jordan Stepp.

Post-Game Interviews

The North Texas locker room is closed to all members of the media. Head coach Seth Littrell and requested players will be available for interviews following a brief cooling off period. Postgame interviews at Apogee Stadium will be held in the team meeting room in the Athletic Center.



COLLEGEPRESSBOX.COM IS THE OFFICIAL MEDIA WEBSITE FOR DIVISION I FOOTBALL. ACCESS AND DOWNLOAD WEEKLY GAME NOTES, QUOTES, STATISTICS, MEDIA GUIDES, HEADSHOTS, LOGOS AND MORE FOR EACH CONFERENCE AND ITS MEMBER SCHOOLS. LOGIN INFORMATION WILL BE DISTRIBUTED TO ACCREDITED MEDIA OR YOU CAN APPLY FOR A PASSWORD BY SENDING AN E-MAIL TO PASSWORD@COLLEGEPRESSBOX.COM.

over Lamar last week. Moore has never missed an extra point attempt in his career. Moore broke the record of 61 that was previously held by Keith Chapman (1987-89) on September 10 in a win over Bethune-Cookman last season.

* The eight successful PATs last week tied for the fourth-most in a single game in school history, a record Moore holds (11 in 2014 vs. Nicholls).

* Moore holds the school record for field goal percentage (75.6%).

* In total, Moore sits atop seven statistical categories in school history. In addition to field goal percentage in a single season as well as career and most consecutive extra points made, Moore also is the leader in extra point percentage in a single season as well as career (100%), extra points made in a single game (11 against Nicholls in 2014) and field goals made in a single game (five against SMU in 2014).

* Moore ranks in the top three in four other North Texas statistical categories, and is fourth among active Football Bowl Subdivision kickers in consecutive extra points made. The senior aims to wrap his career as the most decorated kicker in school history. His 107 extra points made are second all-time to Nick Bazaldua's (2002-05) 121.

Most Consecutive Extra Points Made (active NCAA FBS kickers)

1. Daniel Carlson, Sr., Auburn – 146
2. Aaron Medley, Sr., Tennessee – 122
3. Sean Nurenberger, Sr., Ohio State – 111
4. **Trevor Moore, Sr., North Texas – 107**

Smith's Big Day

Redshirt freshman Nic Smith had a huge day in his collegiate debut, rushing for 101 yards on 18 carries with a pair of touchdowns (one

NORTH TEXAS QUICK FACTS

| | |
|-----------------------------|-------------------|
| LOCATION | DENTON, TEXAS |
| FOUNDED | 1890 |
| PRESIDENT | DR. NEAL SMATRESK |
| ENROLLMENT | 37,979 |
| FOUNDED | 1890 |
| ATHLETIC DIRECTOR | WREN BAKER |
| NICKNAME | MEAN GREEN |
| COLORS..... | GREEN AND WHITE |
| HOME FIELD..... | APOGEE STADIUM |
| CAPACITY | 30,850 |
| SURFACE | ARTIFICIAL |
| FIRST YEAR OF FOOTBALL..... | 1913 |
| YEARS OF FOOTBALL..... | 103 |
| CONFERENCE..... | CONFERENCE USA |
| HEAD COACH..... | SETH LITRELL |
| OVERALL RECORD | 6-8 (2ND SEASON) |
| RECORD AT NORTH TEXAS | 6-8 (2ND SEASON) |
| PRIMARY OFFENSE | SPREAD |
| PRIMARY DEFENSE..... | MULTIPLE |

MEAN GREEN TEAM RECORD

| | |
|-----------------------------|------------|
| OVERALL..... | 499-497-33 |
| HOME | 268-149-12 |
| AWAY | 228-341-21 |
| NEUTRAL | 3-6 |
| SINCE DIV. I-A (1995) | 87-172 |
| APOGEE STADIUM RECORD | 21-14 |

VERSUS OTHER FBS CONFERENCES

| | |
|----------------------|---------|
| AAC | 1-1 |
| ACC | 0-4 |
| BIG EAST | 0-1 |
| BIG 12 | 7-58 |
| BIG 10 | 1-2 |
| CONFERENCE USA | 45-69-1 |
| INDEPENDENT..... | 3-4 |
| MID-AMERICAN | 3-5 |
| MOUNTAIN WEST | 7-15 |
| PAC-12..... | 2-4 |
| SEC..... | 3-37 |
| SUN BELT..... | 41-46 |
| WAC..... | 34-75-2 |

CURRENT TEAM STREAKS

| | |
|-----------------------------|---|
| WINS | 1 |
| HOME WINS..... | 2 |
| AWAY WINS..... | 0 |
| C-USA WINS | 0 |
| LOSSES | 0 |
| HOME LOSSES..... | 0 |
| AWAY LOSSES..... | 3 |
| NON-CONFERENCE WINS | 1 |
| NON-CONFERENCE LOSSES | 0 |

THE MEAN GREEN

ALL NORTH TEXAS ATHLETIC TEAMS ARE REFERRED TO AS "NORTH TEXAS" AND THE "MEAN GREEN." **DO NOT** USE THE TERMS "NORTH TEXAS STATE," OR "EAGLES", TO DESCRIBE A NORTH TEXAS ATHLETIC TEAM.

MEAN GREEN'S RECORD IN 2017 WHEN:

| | |
|--|-----|
| LEADING AT THE HALF..... | 1-0 |
| TRAILING AT THE HALF..... | 0-0 |
| TIED AT THE HALF..... | 0-0 |
| LEADING AFTER THREE QUARTERS..... | 1-0 |
| TRAILING AFTER THREE QUARTERS..... | 0-0 |
| TIED AFTER THREE QUARTERS..... | 0-0 |
| SCORING FIRST..... | 1-0 |
| OPPONENT SCORES FIRST..... | 0-0 |
| RUNNING MORE PLAYS THAN OPPONENT.. | 1-0 |
| OPPONENT RUNS MORE PLAYS..... | 0-0 |
| SAME NUMBER OF PLAYS..... | 0-0 |
| COMMITTING MORE TURNOVERS..... | 0-0 |
| COMMITTING LESS TURNOVERS..... | 1-0 |
| TURNOVERS ARE EVEN..... | 0-0 |
| COMMITTING AT LEAST TWO TURNOVERS.. | 0-0 |
| WINNING TIME OF POSSESSION..... | 1-0 |
| OPPONENT WINS TIME OF POSSESSION.... | 0-0 |
| RUNNING 70 OR MORE OFF. PLAYS..... | 1-0 |
| RUNNING LESS THAN 70 OFF. PLAYS..... | 0-0 |
| RUSHING FOR 150 YARDS OR MORE..... | 1-0 |
| RUSHING FOR LESS THAN 150 YARDS..... | 0-0 |
| PASSING FOR 200 YARDS OR MORE..... | 1-0 |
| PASSING FOR LESS THAN 200 YARDS..... | 0-0 |
| PASSING % IS OVER 55%..... | 1-0 |
| PASSING % IS LESS THAN 55%..... | 0-0 |
| THIRD DOWN CONV. IS OVER 40%..... | 0-0 |
| THIRD DOWN CONV. IS LESS THAN 40%.... | 1-0 |
| THIRD DOWN CONV. IS 40%..... | 0-0 |
| GAINING MORE TOTAL YARDS THAN OPP. .. | 1-0 |
| GAINING LESS TOTAL YARDS THAN OPP..... | 0-0 |
| PLAYING AT HOME..... | 1-0 |
| PLAYING ON THE ROAD..... | 0-0 |
| PLAYING ON NATURAL GRASS..... | 0-0 |
| PLAYING ON ARTIFICIAL SURFACE..... | 1-0 |

UNDER HEAD COACH SETH LITRELL:

| | |
|---|-----|
| LEADING AT THE HALF..... | 5-0 |
| TRAILING AT THE HALF..... | 1-8 |
| TIED AT THE HALF..... | 0-0 |
| LEADING AFTER THREE QUARTERS..... | 5-0 |
| TRAILING AFTER THREE QUARTERS..... | 0-8 |
| SCORING FIRST..... | 3-1 |
| OPPONENT SCORES FIRST..... | 3-7 |
| RUNNING MORE PLAYS THAN OPPONENT.. | 3-3 |
| OPPONENT RUNS MORE PLAYS..... | 3-5 |
| SAME NUMBER OF PLAYS..... | 0-0 |
| COMMITTING MORE TURNOVERS..... | 1-4 |
| WINNING TURNOVER MARGIN..... | 4-2 |
| TURNOVERS ARE EVEN..... | 1-2 |
| COMMITTING AT LEAST TWO TURNOVERS.. | 2-4 |
| WINNING TIME OF POSSESSION..... | 3-1 |
| OPPONENT WINS TIME OF POSSESSION.... | 3-7 |
| RUNNING 70 OR MORE OFF. PLAYS..... | 4-3 |
| RUNNING LESS THAN 70 OFF. PLAYS..... | 2-5 |
| RUSHING FOR 150 YARDS OR MORE..... | 5-1 |
| RUSHING FOR LESS THAN 150 YARDS..... | 1-7 |
| RUSHING FOR 200 YARDS OR MORE..... | 4-0 |
| PASSING FOR 200 YARDS OR MORE..... | 4-5 |
| PASSING FOR LESS THAN 200 YARDS..... | 2-3 |
| PASSING % IS OVER 55%..... | 3-5 |
| PASSING % IS LESS THAN 55%..... | 3-3 |
| THIRD DOWN CONV. IS OVER 40%..... | 2-3 |
| THIRD DOWN CONV. IS LESS THAN 40%.... | 3-4 |
| THIRD DOWN CONV. IS 40%..... | 1-1 |
| SCORING 20 POINTS OR MORE..... | 6-4 |
| SCORING 30 POINTS OR MORE..... | 5-1 |
| SCORING 40 POINTS OR MORE..... | 3-0 |
| HOLDING OPP. TO 10 POINTS OR LESS..... | 0-0 |
| HOLDING OPP. TO 20 POINTS OR LESS..... | 3-0 |
| GAINING MORE TOTAL YARDS THAN OPP. .. | 3-1 |
| GAINING LESS TOTAL YARDS THAN OPP. | 3-7 |
| PLAY AT HOME..... | 4-3 |
| PLAYING ON THE ROAD..... | 2-4 |
| NEUTRAL SITE..... | 0-1 |

receiving). Smith became the first freshman to rush for 100 yards since Jamario Thomas did so in 2004 against Colorado (9/18).

* Smith finished his high school career as Arlington ISD's all-time leading scorer and the leading rusher in Martin High School's history (3,803 career rushing yards with 66 touchdowns).

Evan Johnson Announces Arrival

Freshman running back Evan Johnson (Loranger, Louisiana) made his North Texas debut by playing very well on special teams, while also carrying 13 times for 98 yards.

O-Line Makes Strong Debut

The Mean Green offensive line made strides over the offseason under new offensive line coach, Chuck Langston and made their mark last week, paving the way for 436 yards rushing. They were a huge component of the team's historical offensive output of 668 and allowed just two sacks (after 43 in 2016).

Muhammad Makes His Mark

Sophomore safety Khairi Muhammad (Dallas) led the team in tackles with seven (four solo) and also forced and recovered a fumble vs. Lamar last week.

25 Make Mean Green Debuts

25 different players made their debuts last week for the Mean Green, including guard Sosaia Mose (Eules), tackle Riley Mayfield (Cedar Park, Texas), wide receiver Jalen Guyton (Allen), linebacker Colton McDonald (Haslet, Texas) and corner Kemon Hall (Calhoun City, Mississippi), who also made their first starts for North Texas vs. Lamar.

McDonald's Impact

Senior linebacker Colton McDonald (Haslet, Texas) earned the start in his first career appearance, and posted five total tackles (three solo) with one for loss and a quarterback hurry.

Halftime Leads Equal Success

With their win last week over Lamar, North Texas is now 5-0 under head coach Seth Littrell in games where they lead at halftime.

* Conversely, they are 1-8 when trailing at the break. The lone win came against Rice in 2016.

#TheStandard

Sophomore wide receiver Michael Lawrence

(Sweetwater, Texas) quadrupled his career catch total after hauling in three catches last week in the win over Lamar, posting a team-high 70 yards and the first touchdown of his career.

* Lawrence hauled in a 44-yard strike from fellow sophomore Mason Fine (Locust Grove, Oklahoma) in the second quarter.

Guyton's Strong Debut

Redshirt sophomore wide receiver Jalen Guyton (Allen) made a strong impact in his first FBS game, catching a team-high four balls for 63 yards.

* Guyton began his career at Notre Dame before transferring to Trinity Valley Community College.

* Guyton caught 45 passes for 968 yards and 12 touchdowns in 2016 at Trinity Valley.

Q's Big Grab

Redshirt junior Quinetin Jackson (Granite City, Illinois) made the first catch of his Mean Green career last week in the win over Lamar. That catch came in the first quarter and went for a 31-yard touchdown on a nicely-thrown ball by sophomore quarterback Mason Fine (Locust Grove, Oklahoma).

Tucker Finds Paydirt

Redshirt senior running back Andrew Tucker (Tyler) scored his third career rushing touchdown last week against Lamar, finding the end zone from 12 yards out early in the fourth quarter.

Littrell's Second Year Boost

Prior to his arrival in Denton Littrell was an offensive coordinator in three stops throughout his career. Each time his offense hit year two, there was an uptick in total offense and points per game. That is certainly the plan for the Mean Green offense, which was much improved in Littrell's first season at the helm.

* Week One of year two in Denton started off with a bang, as North Texas hung 59 on Lamar, the most points scored under Littrell.

* The Mean Green also posted a school-record 668 yards of total offense (436 on the ground).

* When Littrell took over as co-offensive coordinator at Arizona, the Wildcats ranked 53rd nationally in scoring at 28.2 points

2017 Conference USA Standings

| | CONFERENCE | | | OVERALL | | |
|--------------------|------------|----------|-------------|----------|----------|--------------|
| | W | L | PCT. | W | L | PCT. |
| EAST | | | | | | |
| Marshall | 0 | 0 | .000 | 1 | 0 | 1.000 |
| Old Dominion | 0 | 0 | .000 | 1 | 0 | 1.000 |
| WKU | 0 | 0 | .000 | 1 | 0 | 1.000 |
| Charlotte | 0 | 0 | .000 | 0 | 1 | .000 |
| FIU | 0 | 0 | .000 | 0 | 1 | .000 |
| Florida Atlantic | 0 | 0 | .000 | 0 | 1 | .000 |
| Middle Tennessee | 0 | 0 | .000 | 0 | 1 | .000 |
| WEST | | | | | | |
| North Texas | 0 | 0 | .000 | 1 | 0 | 1.000 |
| LA Tech | 0 | 0 | .000 | 1 | 0 | 1.000 |
| UAB | 0 | 0 | .000 | 1 | 0 | 1.000 |
| UTSA | 0 | 0 | .000 | 0 | 0 | .000 |
| UTEP | 0 | 0 | .000 | 0 | 1 | .000 |
| Southern Miss | 0 | 0 | .000 | 0 | 1 | .000 |
| Rice | 0 | 0 | .000 | 0 | 1 | .000 |

per game, 24th in total offense (439.4 per game) and ninth in passing yardage (307.7 per game). Year two saw the Arizona offense score 2.6 points per game more (30.8), and the team improved to the third-best team in the country in terms of passing yardage (370.8 yards per game), as well as a 37-spot improvement in total offense (465.2).

* At Indiana in 2012, the Hoosier offense finished 51st in scoring offense (30.8 points per game), 17th in passing offense (311.2) and 34th in total offense (442.0). The Hoosiers then spiked all the way up to 16th nationally in scoring (38.4 points per game), increasing their output by 7.6 points each game. The passing yards per game actually decreased in 2013, however the total offensive output increased by 66.5 yards per game, and finished ninth in the nation in that category.

* At North Carolina the Tar Heels ranked 36th nationally in scoring offense at 33.2 points per game in 2014, while posting 429.8 yards per game of total offense (45th best in the country) and 278.4 yards per game in passing offense (27th in the nation). In 2016, the Heels improve immensely in one of the program's most successful seasons in its history. North Carolina went 11-1 before Littrell's was hired by the Mean Green on the day of the ACC Championship game. An 8.9 points per game jump (41.2 through 12 games) saw the Heels rank 11th in the

country at that time. A 65.9 yards per game increase in total offense saw North Carolina leap 29 spots in the national rankings to 16th. Like his second-year squad in Bloomington, Littrell's offense saw a more balanced attack, achieving that total offensive bump with a slightly decreased production in passing yardage per game.

Tough Sledding

There are six teams that reached bowl games a year ago on the Mean Green's 2017 schedule; Iowa, Southern Miss, UTSA, Old Dominion, Louisiana Tech and Army.

Over the 24 Hump

Following last week's win over Lamar, North Texas is 6-1 when scoring more than 24 points under head coach Seth Littrell.

What's The Rush?

North Texas scored five rushing touchdowns in last week's win over Lamar, after scoring 24 rushing touchdowns in 2016 as a team.

* Prior to Littrell's arrival, the Mean Green reached the end zone only seven times that way in 2015.

Spreading It Around

Sophomore quarterback Mason Fine (Locust Grove, Oklahoma) and redshirt junior Quinn Shanbour (Oklahoma City) spread the ball around last week in the win over Lamar. They completed passes to eight

different receivers, including four who made their first career catches.

* Redshirt freshman Nic Smith (Arlington) hauled in a team-high four catches for 35 yards and a score, while redshirt junior Quinetin Jackson caught his first career touchdown (31 yards), redshirt sophomore Caleb Chumley caught an eight-yard pass and freshman Evan Johnson caught one for four yards.

Sack City

The Mean Green recorded a pair of sacks in the season-opening win against Lamar after posting 26 a year ago.

* Redshirt junior Ulaisasi Tauaalo (Keller) picked up a sack in the second quarter.

* Freshman Tony Krasniqi (Sachse, Texas) posted his first career sack in his first career appearance in the third quarter.

Harrell Moves Upstairs

Offensive coordinator Graham Harrell has made the decision to transition from an on-field position up into the press box for his second year in charge of the Mean Green offense.

What's In A (Nick) Name?

A trio of defensive players in Denton have some pretty interesting nicknames. Redshirt junior defensive tackle Ulaisasi Tauaalo

(Keller, Texas) is affectionately known as Toala Bear, sophomore defensive lineman LaDarius Hamilton (Corrigan, Texas) goes by Hambone and senior linebacker Joshua Wheeler (Grand Prairie, Texas) is nicknamed Earl.

Texas-Made

There are currently 91 players on the North Texas roster who are from the state of Texas. 29 players are not from the Lone Star State, and the next highest representation comes from the north in Oklahoma, with eight.

Leadership Council

The Mean Green selected 12 members to their 2017 leadership council ahead of fall camp and the members are:

Senior safety Kishawn McClain (Rosenberg, Texas)

Senior nickel Dee Baulkman (Bainbridge, Georgia)

Sophomore defensive end LaDarius Hamilton (Corrigan, Texas)

Junior defensive lineman Roderick Young (Spring, Texas)

Redshirt senior defensive end Andy Flusche (Muenster, Texas)

Senior defensive end Tillman Johnson (Round Rock, Texas)

Senior kicker Trevor Moore (Edmond, Oklahoma)

Junior offensive lineman Jordan Murray (Coppell, Texas)

Redshirt sophomore Christian Hosley (San Antonio)

Senior running back Jeffery Wilson (Elkhart, Texas)

Redshirt junior quarterback Quinn Shanbour (Oklahoma City)

Redshirt sophomore wide receiver Jalen Guyton (Allen, Texas)

New Faces/Enhanced Roles On Coaching Staff

North Texas had some attrition on the coaching staff following their successful 2016 season, as three were hired away by schools in the power five conferences. Key staff changes and additions for 2017 are listed below:

Defensive coordinator – Troy Reffett (was co-defensive coordinator in 2016)

Offensive line coach – Chuck Langston (was offensive coordinator at Lamar in 2016)

Linebackers coach – Jeff Koonz (was co-defensive coordinator/linebacker coach at

Cincinnati in 2016)

Defensive line coach – Marc Yellock (was defensive line coach at East Carolina in 2015)

Special Teams coordinator – Marty Biagi (was special teams analyst at Notre Dame in 2016)

Quality Control – Tashard Choice (volunteer with the Mean Green in 2016)

Graduate assistant (defense) – Kenny Buyers (played for the Mean Green from 2012-16)

Graduate assistant (offense) – Herschel Sims (volunteer with the Mean Green in 2016)

Graduate assistant (offense) – J.D. Perkins (intern/analyst with North Carolina in 2016)

Awards Watch

Paycom Jim Thorpe Award – Senior safety Kishawn McClain is on the 2017 watch list for the Thorpe Award, presented to the best defensive back in the country.

Wuerffel Award – Redshirt senior defensive end Andy Flusche is on the 2017 watch list for the Wuerffel Award, presented to the Football Bowl Subdivision player that best combines exemplary community service with athletic and academic achievement.

NFF National Scholar Athlete Award – Flusche is also on the watch list for the NFF National Scholar Athlete Award. The NFF Awards Committee will select a scholar-athlete class from all divisions of football, granting each winner \$18,000 towards postgraduate studies. Each class member will also be named a finalist for the prestigious William V. Campbell Trophy®, awarded to the nation's top scholar-athlete.

Earl Campbell Tyler Rose Award – Senior running back Jeffery Wilson is on the 2017 watch list for the Earl Campbell Tyler Rose Award, presented annually to the nation's outstanding Division I college offensive player who is either born in Texas, has graduated from a Texas high school or plays at a Texas-based junior college or four-year college. The player must also exhibit the enduring characteristics that define Earl Campbell, including integrity, performance, teamwork, sportsmanship, community, and tenacity. The award honors the legacy of Texas legend Earl Campbell and recognizes his home community of Tyler, Texas.

* Wilson was named a player of the week honorable mention by the award committee

following his week one performance of 12 carries for 176 yards and three touchdowns in a win over Lamar.

Tech Ties

Wide receivers coach Joel Filani was teammates at Texas Tech with North Texas offensive coordinator and former Red Raider quarterback Graham Harrell for two seasons. During their two years together, Mean Green head coach Seth Littrell was the running backs coach in Lubbock.

#NFLMeanGreen

There are currently three former Mean Green players on National Football rosters; linebacker Craig Robertson (New Orleans Saints), fullback Jamize Olawale (Oakland Raiders) and running back Lance Dunbar (Los Angeles Rams). Be sure to follow along with their progress throughout the NFL regular season with weekly updates from MeanGreenSports.com each Tuesday.

Follow @MeanGreenFB On Social Media

Be sure to follow Mean Green football on all of our social channels. Follow @MeanGreenFB on both Twitter and Instagram for inside looks at the program, and head to Facebook.com/MeanGreenFB for additional coverage throughout the remainder of the year.

JEFFERY WILSON



2017: **12 ATT, 176 YDS, 14.7 YPC, 3 TDs**

2,166 TOTAL RUSH YDS: **9th IN UNT HISTORY**

19 TOTAL RUSH TDs: **7th IN UNT HISTORY**

#NewDenton

The Last Time North Texas...

Scoring

| | |
|--------------------------------|---------------------------|
| Scored 30 or more points | 59 vs. Lamar (9/2/17) |
| Scored 40 or more points | 59 vs. Lamar (9/2/17) |
| Scored 50 or more points | 59 vs. Lamar (9/2/17) |
| Scored 60 or more points | 77 vs. Nicholls (9/20/14) |

Total Offense

| | |
|-------------------------------------|------------------------|
| Had more than 400 total yards | 668 vs. Lamar (9/2/17) |
| Had more than 450 total yards | 668 vs. Lamar (9/2/17) |
| Had more than 500 total yards | 668 vs. Lamar (9/2/17) |
| Had more than 600 total yards | 668 vs. Lamar (9/2/17) |

Rushing Offense

| | |
|-----------------------------------|------------------------|
| Rushed for 150 or more yards..... | 436 vs. Lamar (9/2/17) |
| Rushed for 200 or more yards..... | 436 vs. Lamar (9/2/17) |
| Rushed for 250 or more yards..... | 436 vs. Lamar (9/2/17) |
| Rushed for 300 or more yards..... | 436 vs. Lamar (9/2/17) |
| Rushed for 400 or more yards..... | 436 vs. Lamar (9/2/17) |

Passing Offense

| | |
|-----------------------------------|-------------------------|
| Passed for 250 or more yards..... | 314 vs. Army (12/27/16) |
| Passed for 300 or more yards..... | 314 vs. Army (12/27/16) |
| Passed for 350 or more yards..... | 404 vs. Idaho (8/31/13) |
| Passed for 400 or more yards..... | 404 vs. Idaho (8/31/13) |
| Passed for 500 or more yards..... | 601 at SMU (9/8/07) |

Scoring Defense

| | |
|---------------------------------|-----------------------------------|
| Allowed 0 points | 0 vs. Troy (10/30/03) |
| Allowed 3 or fewer points..... | 3 vs. Nicholls (9/20/14) |
| Allowed 7 or fewer points..... | 6 vs. SMU (9/6/14) |
| Allowed 10 or fewer points..... | 10 vs. Florida Atlantic (11/9/14) |

Total Defense

| | |
|--|-----------------------------------|
| Allowed fewer than 75 total yards | 49 vs. Lamar (11/5/83) |
| Allowed fewer than 100 total yards | 95 vs. Abilene Christian (9/5/92) |
| Allowed fewer than 150 total yards | 147 vs. FIU (11/22/14) |
| Allowed fewer than 200 total yards | 147 vs. FIU (11/22/14) |
| Allowed fewer than 250 total yards | 147 vs. FIU (11/22/14) |
| Allowed fewer than 300 total yards | 266 vs. Lamar (9/2/17) |

Rushing Defense

| | |
|---------------------------------|-----------------------------------|
| Allowed 0 or fewer yards..... | -6 vs. Abilene Christian (9/5/92) |
| Allowed 20 or fewer yards..... | 13 vs. Marshall (10/8/16) |
| Allowed 40 or fewer yards..... | 13 vs. Marshall (10/8/16) |
| Allowed 60 or fewer yards..... | 13 vs. Marshall (10/8/16) |
| Allowed 80 or fewer yards..... | 13 vs. Marshall (10/8/16) |
| Allowed 100 or fewer yards..... | 86 vs. Lamar (9/2/17) |

Passing Defense

| | |
|---------------------------------|----------------------------------|
| Allowed 10 or fewer yards..... | 7 vs. Abilene Christian (9/1/94) |
| Allowed 30 or fewer yards..... | 27 vs. Nicholls (9/7/02) |
| Allowed 50 or fewer yards..... | 45 vs. Army (9/18/10) |
| Allowed 100 or fewer yards..... | 53 vs. Army (12/27/16) |
| Allowed 150 or fewer yards..... | 53 vs. Army (12/27/16) |
| Allowed 200 or fewer yards..... | 180 vs. Lamar (9/2/17) |

Miscellaneous Team

| | |
|--|--|
| UNT wins when holding opponents to 10 points or less | 37 consecutive, last loss at Marshall 7-0 (11/25/88) |
| UNT wins when scoring 30 points or more | 22, last win vs. Lamar (9/2/17) |
| Last shutout win..... | 21-0 vs. Troy (10/30/03) |

The Last Time North Texas...

Individual Rushing

| | |
|---|--|
| Had a player rush for 100 or more yards | 176 by Jeffery Wilson, 101 by Nic Smith vs. Lamar (9/2/17) |
| Had 2 players rush for 100 or more yards..... | 176 by Jeffery Wilson, 101 by Nic Smith vs. Lamar (9/2/17) |
| Had a player rush for 150 or more yards..... | 176 by Jeffery Wilson vs. Lamar (9/2/17) |
| Had a player rush for 200 or more yards | 251 by Brandin Byrd at Tulsa (11/30/13) |
| Had a player rush for 250 or more yards | 251 by Brandin Byrd at Tulsa (11/30/13) |
| Had a player rush for 300 or more yards | 313 by Lance Dunbar vs. MTSU (12/3/11) |
| Had a player rush for 2 or more TDs | 3 by Jeffery Wilson vs. Lamar (9/2/17) |
| Had a player rush for 3 or more TDs | 3 by Jeffery Wilson vs. Lamar (9/2/17) |
| Had a player rush for 4 or more TDs | 4 by Lance Dunbar vs. MTSU (12/3/11) |
| Had a player rush for 5 or more TDs | Never |

Individual Passing

| | |
|---|---|
| Had a player pass for 200 or more yards | 224 by Mason Fine vs. Lamar (9/2/17) |
| Had a player pass for 250 or more yards | 304 by Alec Morris vs. Army (12/27/16) |
| Had a player pass for 300 or more yards | 304 by Alec Morris vs. Army (12/27/16) |
| Had a player pass for 400 or more yards | 478 by Giovanni Vizza vs. Navy (11/10/07) |
| Had a player pass for 500 or more yards | 601 by Daniel Meager at SMU (9/8/07) |
| Had a player pass for 2 or more TDs..... | 3 by Mason Fine vs. Lamar (9/2/17) |
| Had a player pass for 3 or more TDs | 3 by Mason Fine vs. Lamar (9/2/17) |
| Had a player pass for 4 or more TDs | 4 by DaMarcus Smith vs. WKU (10/15/15) |
| Had a player pass for 5 or more TDs | 8 by Giovanni Vizza vs. Navy (11/10/07) |

Individual Receiving

| | |
|---|---|
| Had a player with 10 or more receptions in a game | 10 by Carlos Harris at UTSA (11/29/14) |
| Had a player with 15 or more receptions in a game..... | 15 by Carlos Harris vs. Southern Miss (10/18/14) |
| Had a player receive 100 or more yards | 162 by Turner Smiley vs. Southern Miss (11/19/16) |
| Had 2 players receive 100 or more yards..... | 130 by Darnell Smith; 103 by Breelan Chancellor at Tulane (10/5/13) |
| Had a player receive 150 or more yards | 162 by Turner Smiley vs Southern Miss (11/19/16) |
| Had a player receive 200 or more yards | 216 by Carlos Harris vs. Southern Miss (10/18/14) |
| Had a player receive 250 or more yards | 327 by Casey Fitzgerald at SMU (9/8/07) |
| Had a player receive 300 or more yards | 327 by Casey Fitzgerald at SMU (9/8/07) |
| Had a player receive 2 or more TDs | 2 by Turner Smiley vs. Southern Miss (11/19/16) |
| Had a player receive 3 or more TDs | 5 by Casey Fitzgerald vs. Navy (11/10/07) |
| Had a player receive 4 or more TDs | 5 by Casey Fitzgerald vs. Navy (11/10/07) |
| Returned a kickoff for a TD..... | 100 yards by Darvin Kidsy at Rice (10/25/14) |
| Returned a punt for a TD..... | 53 yards by Tre Johnson vs. UTEP (11/28/15) |
| Returned an INT for a TD..... | 34 yards by Eric Jenkins at Army (10/22/16) |
| Returned a fumble for a TD | 13 yards by Cortney Finney vs. UTEP (11/28/15) |
| Blocked a punt | Tyler Wilson vs. Bethune-Cookman (9/10/16) |
| Blocked a FG | Zach Orr vs. UTEP (11/9/13) |
| Returned a blocked punt for a TD | 1 yard by Andrew Tucker vs. Bethune-Cookman (9/10/16) |
| Returned a blocked FG for a TD..... | .66 yards by Phillip Littlejohn vs. Idaho (10/4/97) |
| Recorded a safety..... | Team Safety vs. Southern Miss (11/19/16) |

The Last Time an Opponent...

Rushing Offense

| | |
|-----------------------------------|------------------------|
| Rushed for 150 or more yards..... | 480 by Army (12/27/16) |
| Rushed for 200 or more yards..... | 480 by Army (12/27/16) |
| Rushed for 250 or more yards..... | 480 by Army (12/27/16) |
| Rushed for 300 or more yards..... | 480 by Army (12/27/16) |

Passing Offense

| | |
|-----------------------------------|--------------------------|
| Passed for 300 or more yards..... | 329 by WKU (11/12/16) |
| Passed for 400 or more yards..... | 400 by WKU (10/15/15) |
| Passed for 500 or more yards..... | 563 by Houston (9/10/11) |

Total Offense

| | |
|------------------------------------|------------------------|
| Had more than 400 total yards..... | 533 by Army (12/27/16) |
| Had more than 450 total yards..... | 533 by Army (12/27/16) |
| Had more than 500 total yards..... | 533 by Army (12/27/16) |

Individual Rushing

| | |
|---|---|
| Had a player rush for 100 or more yards..... | 129 by Ahmad Bradshaw; 119 by Darnell Woolfolk, Army (12/27/16) |
| Had 2 players rush for 100 or more yards..... | 129 by Ahmad Bradshaw; 119 by Darnell Woolfolk, Army (12/27/16) |
| Had a player rush for 150 or more yards..... | 301 by Aaron Jones, UTEP (11/26/16) |
| Had a player rush for 200 or more yards..... | 301 by Aaron Jones, UTEP (11/26/16) |
| Had a player rush for 300 or more yards..... | 301 by Aaron Jones, UTEP (11/26/16) |
| Had a player rush for 2 or more TDs..... | 2 by Darnell Woolfolk, Army (12/27/16) |
| Had a player rush for 3 or more TDs..... | 4 by Aaron Jones, UTEP (11/26/16) |
| Had a player rush for 4 or more TDs..... | 4 by Aaron Jones, UTEP (11/26/16) |
| Had a player rush for 5 or more TDs..... | 6 by Kenneth Dixon, Louisiana Tech (11/7/15) |

Individual Passing

| | |
|--|--|
| Had a player pass for 300 or more yards..... | 316 by Mike White, WKU (11/12/16) |
| Had a player pass for 400 or more yards..... | 408 by Aaron Murray, Georgia (9/21/13) |
| Had a player pass for 3 or more TDs..... | 4 by Mike White, WKU (11/12/16) |
| Had a player pass for 4 or more TDs..... | 4 by Mike White, WKU (11/12/16) |

Individual Receiving

| | |
|--|--|
| Had a player receive 150 or more yards..... | 166 by Taywan Taylor, WKU (11/12/16) |
| Had a player receive 200 or more yards..... | 263 by Trevor Insley, Nevada (10/30/99) |
| Had 2 players receive 100 or more yards..... | 140 by Kyle Griswold; 121 by Anthony Amos, MTSU (10/27/12) |
| Had a player receive 3 or more TDs..... | 3 by Taywan Taylor, WKU (11/12/16) |
| Had a player receive 4 or more TDs..... | 4 by Carlos Henderson, La Tech (11/5/16) |

Scoring

| | |
|-------------------------------|-------------------------------|
| Scored 30 or more points..... | 38 by Army (12/27/16) |
| Scored 40 or more points..... | 52 by UTEP (11/26/16) |
| Scored 50 or more points..... | 52 by UTEP (11/26/16) |
| Scored 60 or more points..... | 66 by Portland St. (10/10/15) |

| | |
|---------------------------------------|--|
| Returned a kickoff for a TD..... | 99 yards by Keion Davis, Marshall (10/8/16) |
| Returned a punt for a TD..... | 88 yards by Frank Brown, Bethune-Cookman (9/10/16) |
| Returned an INT for a TD..... | 30 yards by Diquan Richardson, Bethune-Cookman (9/10/16) |
| Returned a fumble for a TD..... | 26 yards by Bryson Abraham, Louisiana Tech (11/7/15) |
| Returned a blocked punt for a TD..... | 0 yards by Brandon Moss, UTEP (11/26/16) |
| Returned a blocked FG for a TD..... | 62 yards by Derrick Strozier, Tulane (10/5/13) |
| Recorded a safety..... | Team, Florida (9/17/16) |

North Texas Overtime Record (2-2)

October 7, 2006

North Texas 25 FIU 22 7 OT's

December 27, 2016

Army 38 North Texas 31 OT

September 12, 2009

Ohio 31 North Texas 30 2 OT's

September 24, 2016

North Texas 42 Rice 35 2 OT's



Seth Littrell

Head Coach

Second Year ▶ Oklahoma '01

The University of North Texas named Seth Littrell as its 19th head football coach, University President Neal Smatresk announced on December 5, 2015.

Littrell, 39, led the Mean Green to the second-best turnaround in the Football Bowl Subdivision in 2016, his first season at the helm. North Texas improved its win total by four games, finishing 5-8 on the season with a

Zaxby's Heart of Dallas Bowl appearance. Littrell helped lead the Mean Green to a 9.6 points per game jump in scoring offense from its output in 2016, which ranked 11th-best in the nation, and the 2016 defense allowed 8.7 points per game fewer than it did in 2015, which was the 13th-best turnaround in the country.

One of the brightest offensive minds in college football, Littrell came to North Texas after serving as the assistant head coach for offense and tight ends at North Carolina. At the time of his hire, the Muskogee, Oklahoma, native was the youngest coach in Conference USA and fifth-youngest in the nation.

North Carolina scored over 30 points nine times in 2015, topped the 40-point mark seven times and scored over 50 points in four games, which is a school record. Through 12 games, UNC averaged 41.2 points a game, which was 11th in the nation.

Under the guidance of Littrell, quarterback Marquise Williams set a new school record for career touchdowns (90) and total offense at North Carolina.

In 2015 with Littrell, the UNC offense averaged 7.46 yards per play, which was second in the nation, and ran the ball for 6.0 yards a carry, which ranked third in the country. UNC was one of just 11 schools in the nation averaging more than 200 yards rushing (229.7) and 250 yards passing (266.0). UNC rushed for over 200 yards eight times and had over 500 yards of total offense in four games in 2015, including 704 yards in a 66-31 win over Duke.

In his first season in Chapel Hill in 2014, Littrell helped Carolina establish several school records, including most passing yards, most passing touchdowns and most first downs. Williams was a second-team all-conference pick after leading the Tar Heels to a bowl game in his first year as the starter, and set several individual school records, including most rushing yards and rushing touchdowns by a quarterback. Carolina gained more than 5,000 yards in Littrell's first season as the play-caller and averaged 429.8 yards per contest.

Littrell came to Chapel Hill from Indiana where he guided one of the most prolific offenses in the country. Indiana finished ninth in the nation in total offense in 2013, averaging 508.5 yards per game. The Hoosiers were 17th in passing offense (306.7 avg.) and 30th in rushing offense (201.8). Indiana was one of only three teams to average more than 300 yards passing and 200 yards rushing

Under Littrell's guidance in 2013, Indiana set single-season records with 6,102 total yards, (508.5 ypg), 461 points, (38.4 ppg), 36 passing touchdowns, 62 total touchdowns and 300 first downs. Tight end Ted Bolser thrived in his system, setting IU career records for receptions, receiving yards and touchdowns by a tight end. Bolser and wide receiver Cody Latimer were selected in the 2014 NFL Draft. Latimer was taken in the second round (56th overall) by the Denver Broncos, while Bolser went in the seventh round to Washington.

In Littrell's first season as Indiana's offensive coordinator in 2012, the Hoosiers led the Big Ten and ranked 17th nationally in passing offense (311.2). They finished second in the conference in total offense (442.0) and fourth in scoring offense (30.8).

Prior to his stint at Indiana, Littrell coached three seasons at Arizona, where his 2011 offense ranked third nationally in passing offense (370.8) and 15th in total offense (465.2).

Three of his Arizona players were selected in the NFL draft: tight end Rob Gronkowski (New England - 2010 second round), quarterback Nick Foles (Philadelphia - 2012 third round) and wide receiver Juron Criner (Oakland - 2012 fifth round).

Prior to Arizona, Littrell served four years as running backs coach at Texas Tech (2005-08) under Mike Leach. The 2008 Red Raiders rushed for 119 yards per game, the highest total in the Leach era. Running back Shannon Woods earned All-Big 12 Conference honors in 2006 after averaging 6.1 yards per carry and snagging 75 receptions, totaling a top 15 national figure of 139 all-purpose yards per game.

Littrell began his coaching career as a graduate assistant at Kansas from 2002-04. The Jayhawks played in the 2003 Tangerine Bowl.

Littrell has coached in eight bowl games, played in two and was team captain on Oklahoma's 2000 national championship team. He was a four-year letterwinner at Oklahoma where he rushed for 231 yards and seven touchdowns in 1999 and finished his career with 11 rushing scores.

The Muskogee, Oklahoma, native graduated from Oklahoma with a degree in communications in 2001.

Littrell and his wife, Becca, have a son, Tripp, and a daughter, Elle.

Littrell Quick Facts

Age: 39

Alma Mater: Oklahoma ('01)

Record at UNT: 6-8 (second year)

Overall Record: 6-8 (second year)

Previous Job: Assistant Head Coach, Offense/Tight Ends at North Carolina

Playing Experience: Fullback at Oklahoma (1998-01)

Family: Married to Becca. Has two children: Tripp, Elle.

Littrell Coaching Experience

| Year | School | Position |
|------------|----------------|----------------------|
| 2016-pres. | North Texas | Head Coach |
| 2014-15 | North Carolina | Ast. HC/Off./TE |
| 2012-13 | Indiana | O. Coord./TE/FB |
| 2011 | Arizona | O. Coord./TE/H-Backs |
| 2010 | Arizona | Co-O. Coord./RB/TE |
| 2009 | Arizona | RB/TE |
| 2005-08 | Texas Tech | RB |
| 2002-04 | Kansas | Graduate Assistant |

Littrell Coaching Highlights

↳ Led the Mean Green to the second-best turnaround in the Football Bowl Subdivision in 2016, his first season at the helm.

↳ In his 12 games in charge of the North Carolina offense in 2015, the team averaged 41.2 points per game and set a school record for most games over 50-points (4).

↳ The UNC offense averaged 7.46 yards per play in 2015 under Littrell's guidance, which was second in the nation, and ran the ball for 6.0 yards a carry, which ranked third in the country.

↳ Carolina gained more than 5,000 yards in Littrell's first season as the play-caller and averaged 429.8 yards per contest in 2014, his first in Chapel Hill.

↳ Indiana was one of only three teams in the nation to average more than 300 yards passing and 200 yards rushing in 2013.

↳ Littrell's 2011 offense at Arizona ranked third nationally in passing offense (370.8) and 15th in total offense (465.2).

2017 Numerical Roster

| No. | Name | Pos. | Ht. | Wt. | Cl. | Hometown (Previous School) |
|-----|---------------------|-------|------|-----|-------|---|
| 1 | Turner Smiley | WR | 6-0 | 193 | SR | Frisco, TX (Wakeland HS) |
| 2 | Eric Jenkins | DB | 5-10 | 170 | SR | New Orleans, LA (LA Valley College) |
| 2 | O'Keeron Rutherford | WR | 6-5 | 185 | RS JR | Carthage, TX (Carthage HS) |
| 3 | Jeffery Wilson | RB | 6-0 | 194 | SR | Elkhart, TX (Elkhart HS) |
| 4 | Khairi Muhammad | S | 5-11 | 182 | SO | Dallas, TX (DeSoto HS) |
| 4 | Anthony Wyche | RB | 5-11 | 183 | JR | Philadelphia, PA (LA Valley College) |
| 5 | MyJam Peters | LB | 6-5 | 241 | RS SR | Kissimmee, FL (Arizona Western College) |
| 5 | Tre Siggers | RB | 5-8 | 193 | FR | Duncanville, TX (Duncanville HS) |
| 6 | Mason Fine | QB | 5-11 | 180 | SO | Locust Grove, OK (Locust Grove HS) |
| 6 | Kishawn McClain | S | 5-11 | 187 | SR | Rosenberg, TX (Terry HS) |
| 7 | Dee Baulkman | DB | 5-11 | 191 | SR | Bainbridge, GA (Arizona Western) |
| 8 | Rico Bussey, Jr. | WR | 6-2 | 191 | SO | Lawton, OK (Eisenhower HS) |
| 9 | Nate Brooks | DB | 6-0 | 176 | JR | Whitehouse, TX (Whitehouse HS) |
| 9 | Jalen Guyton | WR | 6-1 | 194 | RS SO | Allen, TX (Trinity Valley CC) |
| 10 | Calvin Minor | LB | 6-3 | 210 | SR | Lewisville, TX (Lewisville HS) |
| 10 | Cade Pearson | QB | 6-3 | 196 | FR | Texarkana, TX (Texas HS) |
| 11 | Mitch Cason | QB | 6-2 | 189 | RS FR | Flower Mound, TX (Marcus HS) |
| 11 | Cam Johnson | DB | 5-11 | 177 | FR | Houston, TX (John H. Reagan Heights HS) |
| 13 | Myles Campbell | DB | 6-0 | 165 | JR | Pflugerville, TX (Drake) |
| 13 | Quinetin Jackson | WR | 6-3 | 208 | RS JR | Granite City, IL (College of DuPage) |
| 14 | Cedric Fernandes | DB | 5-10 | 178 | RS JR | Arlington, TX (Martin HS) |
| 14 | Greg White | WR | 6-3 | 184 | FR | Riverdale, GA (Riverdale HS) |
| 15 | Caleb Chumley | TE | 6-5 | 244 | RS SO | Longview, TX (Pine Tree HS) |
| 15 | Ulaiasi Tauaalo | DT | 6-2 | 290 | RS JR | Keller, TX (Central HS) |
| 16 | Kemon Hall | DB | 5-11 | 185 | JR | Calhoun City, MS (Itawamba CC) |
| 16 | Montana Meador | WR | 5-11 | 170 | FR | Lindale, TX (Lindale HS) |
| 17 | Devlin Isadore | QB | 6-4 | 228 | RS JR | Houston, TX (Navarro College) |
| 17 | Joe Ozougwu | LB | 6-3 | 220 | RS FR | Alief, TX (Taylor HS) |
| 18 | Connor Howard | WR | 5-11 | 193 | FR | Austin, TX (Westlake HS) |
| 18 | Devin O'Hara | QB | 6-5 | 205 | RS SR | Arlington Heights, IL (College of Dupage) |
| 18 | Joshua Wheeler | LB/DE | 6-3 | 229 | SR | Grand Prairie, TX (Tyler JC) |
| 19 | Quinn Shanbour | QB | 6-0 | 192 | RS JR | Oklahoma City, OK (Heritage Hall HS) |
| 19 | Nnamdi Umeakuana | DB | 6-1 | 195 | RS JR | Irving, TX (Austin College) |
| 20 | Josh Adebayo | RB | 6-0 | 204 | RS FR | Lewisville, TX (Howard) |
| 20 | William LeMasters | LB | 6-2 | 213 | RS SO | Dallas, TX (Parish Episcopal HS) |
| 21 | Tyreke Davis | DB | 5-10 | 190 | FR | Denton, TX (Ryan HS) |
| 21 | Nic Smith | RB | 5-10 | 182 | RS FR | Arlington, TX (Martin HS) |
| 22 | E.J. Ejiya | LB | 6-3 | 223 | RS JR | Blaine, MN (North Dakota State College of Sciences) |
| 22 | Prince Ugwu | RB | 5-9 | 190 | FR | Austin, TX (Westwood HS) |
| 23 | Loren Easley | RB | 5-11 | 205 | JR | Houston, TX (Stephen F. Austin) |
| 23 | Connor Means | LB | 6-4 | 224 | RS JR | Deer Park, TX (Deer Park HS) |
| 24 | Kerry Hall | WR | 5-6 | 164 | RS FR | Allen, TX (Northwest Oklahoma State) |
| 24 | Taylor Robinson | DB | 5-11 | 181 | RS SO | Keller, TX (Central HS) |
| 25 | Jordan Roberts | DB | 6-1 | 170 | FR | Ardmore, OK (Ardmore HS) |
| 25 | Andrew Tucker | RB | 6-0 | 202 | RS SR | Tyler, TX (Chapel Hill HS) |
| 26 | Evan Johnson | RB | 5-6 | 180 | FR | Loranger, LA (Loranger HS) |
| 26 | Chris Thornton | LB | 6-1 | 215 | FR | Amarillo, TX (Palo Duro HS) |
| 27 | Greg Craddock | WR | 6-6 | 185 | RS FR | Converse, TX (Abilene Christian) |
| 27 | Ashton Preston | DB | 5-10 | 187 | JR | Edmond, OK (Santa Fe HS) |
| 29 | Cason Clay | DB | 6-1 | 185 | FR | Hobbs, NM (Hobbs HS) |
| 29 | Nate Durham | DS | 6-2 | 223 | FR | Rockton, IL (Hononegah HS) |
| 30 | Trevor Moore | K | 5-11 | 191 | SR | Edmond, OK (Edmond North HS) |
| 30 | Dennis Smith | WR | 5-9 | 166 | RS SO | San Antonio, TX (Sterling College) |
| 31 | Makyle Sanders | S | 6-0 | 194 | FR | Tyler, TX (Robert E. Lee HS) |
| 32 | Chaz Davis | CB | 5-10 | 168 | RS FR | Nash, TX (Midwestern State) |
| 32 | Michael Lawrence | WR | 5-10 | 170 | SO | Sweetwater, TX (Sweetwater HS) |
| 34 | Andre Alger | RB | 5-9 | 215 | RS SO | Leander, TX (Rouse HS) |
| 34 | Bryce English | DT | 5-11 | 295 | RS SO | DeSoto, TX (Kansas State) |

2017 Numerical Roster

| No. | Name | Pos. | Ht. | Wt. | Cl. | Hometown (Previous School) |
|-----|----------------------|------|------|-----|-------|--|
| 35 | Kody Fulp | LB | 6-2 | 227 | FR | China Spring, TX (China Spring HS) |
| 36 | Hayden Doggett | LB | 6-2 | 212 | SO | Hutto, TX (Hutto HS) |
| 36 | Alvin Kenworthy | P | 6-3 | 188 | RS SO | Rowlett, TX (Kilgore College) |
| 37 | Brandon Garner | LB | 5-11 | 221 | RS JR | Mansfield, TX (Timberview HS) |
| 38 | Andrew Jones | DB | 6-1 | 173 | RS JR | Mesquite, TX (North Mesquite HS) |
| 39 | Jameel Moore | DB | 5-10 | 173 | SO | Cedar Hill, TX (Cedar Hill HS) |
| 40 | Trever Merrell | RB | 5-10 | 207 | SO | Davis, OK (Davis HS) |
| 41 | Colton McDonald | LB | 6-4 | 210 | SR | Haslet, TX (West Texas A&M) |
| 41 | Rodney Neely | FB | 5-11 | 207 | RS JR | Messmer, WI (UW-Stevens Point) |
| 42 | Corey Mann | LB | 6-0 | 198 | RS FR | Decatur, TX (Temple HS) |
| 43 | Kway Hill | DB | 5-11 | 178 | SO | Columbus, GA (LA Valley College) |
| 44 | Cannon Maki | FB | 5-11 | 236 | RS JR | Mansfield, TX (All Saints Episcopal HS) |
| 44 | Sid Moore | DL | 6-1 | 253 | RS SR | Van, TX (Van HS) |
| 45 | Hurshie Williams | CB | 5-11 | 180 | FR | Harker Heights, TX (Harker Heights HS) |
| 46 | Christian Hosley | RB | 5-9 | 185 | RS SO | San Antonio, TX (Howard Payne University) |
| 46 | Patrick Udofia | DB | 5-9 | 186 | RS SO | Tyler, TX (Robert E. Lee HS) |
| 47 | Marquel Johnson | DB | 6-0 | 176 | RS SO | Lancaster, TX (Lancaster HS) |
| 49 | Zach Williams | K | 5-8 | 183 | FR | Louisville, KY (Trinity HS) |
| 49 | Roderick Young | DL | 6-1 | 284 | JR | Spring, TX (Dekaney HS) |
| 50 | LaDarius Hamilton | DE | 6-3 | 253 | SO | Corrigan, TX (Corrigan-Camden HS) |
| 51 | Jake Davis | DS | 6-0 | 210 | RS JR | Katy, TX (Seven Lakes HS) |
| 52 | Jevin Pahinui | OL | 6-4 | 300 | JR | Mountlake Terrace, WA (College of the Siskiyous) |
| 53 | T.J. Henson | OL | 6-4 | 298 | SR | Plano, TX (Trinity Valley CC) |
| 54 | Creighton Barr | OL | 6-3 | 301 | JR | Flower Mound, TX (Marcus HS) |
| 56 | Jacob Brammer | OL | 6-4 | 258 | FR | Richmond, TX (Foster HS) |
| 57 | Dominique Hollie | LB | 6-2 | 235 | JR | Whitehouse, TX (Tyler JC) |
| 58 | Ryan Bishop | LB | 5-11 | 191 | FR | Allen, TX (Allen HS) |
| 59 | Hayden Harrison | LB | 6-2 | 210 | RS FR | Wolfforth, TX (Frenship HS) |
| 60 | Sosaia Mose | OL | 6-2 | 276 | RS SO | Euleless, TX (Tyler JC) |
| 61 | Dakoda Newman | OL | 6-3 | 327 | FR | Benbrook, TX (Mansfield Timberview HS) |
| 62 | Stephon Primous | LB | 6-1 | 201 | RS SO | Harker Heights, TX (Harker Heights HS) |
| 63 | Ted Fausak | OL | 6-4 | 263 | RS JR | San Jose, CA (De Anza College) |
| 64 | Brian Parish | OL | 6-4 | 280 | FR | Arlington, TX (Seguin HS) |
| 65 | Chad Hickson | OL | 6-4 | 268 | SO | Denton, TX (Oklahoma Panhandle State) |
| 66 | Brendon Weatherspoon | OL | 6-4 | 288 | FR | Hurst, TX (L.D. Bell HS) |
| 67 | Chris Miles, Jr. | OL | 6-4 | 311 | RS JR | Flower Mound, TX (Flower Mound HS) |
| 68 | Chett Munden | OL | 6-5 | 268 | RS SO | Marshall, TX (Marshall HS) |
| 69 | Doro Omerhi | OL | 6-4 | 306 | RS FR | Pearland, TX (Pearland HS) |
| 71 | Jordan Murray | OL | 6-9 | 333 | JR | Coppell, TX (Coppell HS) |
| 72 | Manase Mose | OL | 6-1 | 289 | FR | Euleless, TX (Trinity HS) |
| 73 | Garrett Gunter | OL | 6-4 | 283 | RS SR | Spring Branch, TX (Trinity Valley CC) |
| 74 | Chandler Anthony | OL | 6-7 | 270 | RS FR | Tuttle, OK (Tuttle HS) |
| 77 | Elex Woodworth | OL | 6-4 | 270 | RS SO | Mesquite, TX (Horn HS) |
| 78 | Jalen Thomas | OL | 6-5 | 278 | SR | Detroit, MI (ASA Brooklyn) |
| 79 | Riley Mayfield | OL | 6-7 | 290 | RS SR | Cedar Park, TX (Abilene Christian) |
| 80 | Jamie King | TE | 6-3 | 221 | JR | Azle, TX (College of the Desert) |
| 81 | Daniel Khan | WR | 5-11 | 179 | RS JR | Sherman Oaks, CA (Notre Dame HS) |
| 82 | Deion Hair-Griffin | WR | 5-10 | 166 | RS FR | Fort Worth, TX (Arlington Heights HS) |
| 83 | Keegan Brewer | WR | 5-11 | 177 | SO | Corinth, TX (Lake Dallas HS) |
| 84 | Jaelon Darden | WR | 5-9 | 157 | FR | Houston, TX (Eisenhower HS) |
| 85 | Justin Cain | WR | 6-0 | 175 | FR | Dallas, TX (Woodrow Wilson HS) |
| 86 | Kevin Dillman | DE | 6-4 | 254 | RS SO | Ystad, Sweden (Guyer HS) |
| 87 | Kelvin Smith | TE | 6-2 | 243 | RS SO | Spring, TX (Dekaney HS) |
| 88 | Jason Pirtle | WR | 6-2 | 193 | RS FR | Locust Grove, OK (Locust Grove HS) |
| 89 | Kam Duhon | WR | 5-11 | 170 | RS FR | Southlake, TX (Southlake Carroll HS) |
| 90 | Tillman Johnson | DE | 6-1 | 251 | SR | Round Rock, TX (McNeil HS) |
| 91 | R.J. Reynolds | DL | 6-3 | 240 | FR | Bedford, TX (Faith Christian) |
| 93 | Julius Combes | DL | 6-1 | 269 | RS SO | Washington, D.C. (DeMatha HS) |
| 93 | Blake Patterson | P | 6-2 | 185 | RS FR | Round Rock, TX (Cedar Ridge HS) |
| 96 | Tony Krasniqi | DL | 6-1 | 249 | FR | Sachse, TX (Sachse HS) |
| 97 | Dion Novil | DL | 6-4 | 253 | FR | Abilene, TX (Wylie HS) |
| 99 | Andy Flusche | DE | 6-3 | 255 | RS SR | Muenster, TX (Muenster HS) |

Depth Chart

Offense

| | | | | | | | | | |
|--|--|---|--|---|---|--|--|---|--|
| <p>X</p> <p>1 Turner Smiley 6-0 - 193 - SR -OR-</p> <p>8 Rico Bussey, Jr. 6-2 - 191 - SO</p> <p>2 O'Keeron Rutherford 6-5 - 185 - RS JR</p> | <p>A</p> <p>32 Michael Lawrence 5-10 - 180 - SO -OR-</p> <p>84 Jaelon Darden 5-9 - 157 - FR</p> | <p>LT</p> <p>71 Jordan Murray 6-9 - 333 - JR</p> <p>78 Jalen Thomas 6-5 - 278 - SR</p> | <p>LG</p> <p>77 Elex Woodworth 6-4 - 270 - RS SO</p> <p>73 Garrett Gunter 6-4 - 283 - RS SR</p> | <p>C</p> <p>54 Creighton Barr 6-3 - 301 - JR</p> <p>60 Sosaia Mose 6-2 - 276 - RS SO</p> | <p>RG</p> <p>60 Sosaia Mose 6-2 - 276 - RS SO -OR-</p> <p>53 T.J. Henson 6-4 - 298 - SR</p> <p>72 Manase Mose 6-1 - 289 - FR</p> | <p>RT</p> <p>79 Riley Mayfield 6-7 - 290 - RS SR</p> <p>74 Chandler Anthony 6-7 - 270 - RS FR</p> | <p>Y</p> <p>87 Kelvin Smith 6-2 - 252 - RS SO</p> <p>15 Caleb Chumley 6-5 - 244 - RS SO -OR-</p> <p>88 Jason Pirtle 6-2 - 193 - RS FR</p> | <p>Z</p> <p>9 Jalen Guyton 6-1 - 194 - RS SO</p> <p>1 Turner Smiley 6-0 - 193 - SR</p> | |
| | | | | <p>QB</p> <p>6 Mason Fine 5-11 - 180 - SO</p> <p>19 Quinn Shanbour 6-0 - 192 - RS JR</p> | | | | | <p>RB</p> <p>3 Jeffery Wilson 6-0 - 194 - SR</p> <p>21 Nic Smith 5-10 - 182 - RS FR</p> <p>25 Andrew Tucker 6-0 - 203 - RS SR</p> |


Defense

| | | | | | | |
|--|--|--|---|---|--|--|
| <p>CB</p> <p>9 Nate Brooks 6-0 - 176 - JR</p> <p>11 Cam Johnson 5-11 - 177 - FR</p> | <p>NICK</p> <p>27 Ashton Preston 5-10 - 187 - JR</p> <p>21 Tyreke Davis 5-10 - 190 - FR</p> | <p>DE</p> <p>44 Sid Moore 6-1 - 253 - RS SR</p> <p>99 Andy Flusche 6-3 - 259 - RS SR</p> | <p>NT</p> <p>49 Roderick Young 6-1 - 287 - JR</p> <p>15 Ulaiasi Tauaalo 6-2 - 287 - RS JR</p> | <p>DE</p> <p>90 Tillman Johnson 6-1 - 248 - SR -OR-</p> <p>50 LaDarius Hamilton 6-3 - 240 - SO</p> | <p>CB</p> <p>16 Kemon Hall 5-11 - 185 - JR</p> <p>2 Eric Jenkins 5-10 - 170 - SR</p> | |
| | | <p>WLB</p> <p>41 Colton McDonald 6-4 - 210 - SR</p> <p>20 William LeMasters 6-2 - 217 - RS SO</p> | | | <p>MLB</p> <p>37 Brandon Garner 5-11 - 221 - RS JR</p> <p>42 Corey Mann 6-0 - 198 - RS FR</p> | |
| | | | <p>S</p> <p>6 Kishawn McClain 5-11 - 187 - SR</p> <p>24 Taylor Robinson 5-11 - 181 - RS SO</p> | | | <p>S</p> <p>4 Khairi Muhammad 5-11 - 182 - SO</p> <p>31 Makyle Sanders 6-0 - 194 - FR</p> |


ST

| | | | | | | |
|---|--|--|---|---|---|--|
| <p>PK</p> <p>30 Trevor Moore 5-11 - 187 - SR</p> <p>93 Blake Patterson 6-2 - 185 - RS FR</p> | <p>KO</p> <p>30 Trevor Moore 5-11 - 187 - SR -OR-</p> <p>93 Blake Patterson 6-2 - 185 - RS FR</p> | <p>P</p> <p>36 Alvin Kenworthy 6-3 - 188 - RS SO -OR-</p> <p>93 Blake Patterson 6-2 - 185 - RS FR</p> | <p>DS</p> <p>29 Nate Durham 6-2 - 233 - FR</p> <p>20 William LeMasters 6-2 - 217 - RS SO</p> | <p>KR</p> <p>9 Jalen Guyton 6-1 - 194 - RS SO -OR-</p> <p>6 Kishawn McClain 5-11 - 187 - SR -OR-</p> <p>84 Jaelon Darden 5-9 - 157 - FR -OR-</p> <p>26 Evan Johnson 5-6 - 180 - FR</p> | <p>PR</p> <p>1 Turner Smiley 6-0 - 193 - SR -OR-</p> <p>2 Eric Jenkins 5-10 - 170 - SR</p> | <p>HLD</p> <p>19 Quinn Shanbour 6-0 - 192 - RS JR</p> <p>6 Mason Fine 5-11 - 180 - SO</p> |
|---|--|--|---|---|---|--|


BROADCAST BIOS - OFFENSE

| | | | | |
|--|----------|--|---|---|
|  | 1 | <u>TURNER SMILEY</u> | CAREER GAME HIGHS | 2017 SEASON GAME HIGHS |
| | | SR • WR • 6-0 • 193 Frisco, TX Wakeland HS | Rec.: 8 (vs. Army, 2016) Rec. Yds: 162 (vs. Southern Miss, 2016) Rec. TDs: 2 (vs. Southern Miss, 2016) Long Rec.: 55 (vs. Southern Miss, 2016) All Purpose Yds: 161 (vs. Southern Miss, 2016) | Rec.: 0 Rec. Yds: 0 Rec. TDs: 0 Long Rec.: 0 All Purpose Yds: 0 |


- Team's returning leading WR from 2016: 33 Rec., 389 yds, 2 TDs

| | | | | |
|--|----------|---|--|---|
|  | 2 | <u>O'KEERON RUTHERFORD</u> | CAREER GAME HIGHS | 2017 SEASON GAME HIGHS |
| | | RS JR • WR • 6-5 • 185 Carthage, TX Carthage HS | Rec.: 2 (2x; last vs. Army, 2016) Rec. Yds: 32 (at Rice, 2016) Rec. TDs: 0 Long Rec.: 32 (at Rice, 2016) All Purpose Yds: 32 (at Rice, 2016) | Rec.: 0 Rec. Yds: 0 Rec. TDs: 0 Long Rec.: 0 All Purpose Yds: 0 |


- Had his career-long reception at Rice in 2016 (32 yards)

| | | | | |
|--|----------|--|--|---|
|  | 3 | <u>JEFFERY WILSON</u> | CAREER GAME HIGHS | 2017 SEASON GAME HIGHS |
| | | SR • RB • 6-0 • 194 Elkhart, TX Elkhart HS | Rushes: 26 (vs. Marshall, 2016) Rush. Yds: 188 (vs. Marshall, 2016) Rush. TDs: 3 (3x, last vs. Lamar, 2017) Long Rush.: 75 (at Rice, 2016) 100 Yd Games: 8 | Rushes: 12 (vs. Lamar) Rush. Yds: 176 (vs. Lamar) Rush. TDs: 3 (vs. Lamar) Long Rush.: 62 (vs. Lamar) 100 Yd Games: 1 (vs. Lamar) |


- Carried 12 times for 176 yards and 3 TDs in his 2017 debut vs. Lamar

| | | | | |
|---|----------|---|--|---|
|  | 6 | <u>MASON FINE</u> | CAREER GAME HIGHS | 2017 SEASON GAME HIGHS |
| | | SO • QB • 5-11 • 180 Locust Grove, OK Locust Grove HS | Comp.: 33 (vs. MTSU, 2016) Att.: 54 (vs. MTSU, 2016) Pass. Yds: 303 (vs. MTSU, 2016) Long Pass: 75 (at Rice, 2016) Pass TDs: 3 (vs. Lamar, 2017) | Comp.: 15 (vs. Lamar) Att.: 21 (vs. Lamar) Pass. Yds: 224 (vs. Lamar) Long Pass: 44 (vs. Lamar) Pass TDs: 3 (vs. Lamar) |


- Threw for a career-high three TDs to open 2017 vs. Lamar on 9/2

| | | | | |
|--|----------|---|---|---|
|  | 8 | <u>RICO BUSSEY, JR.</u> | CAREER GAME HIGHS | 2017 SEASON GAME HIGHS |
| | | bus-see SO • WR • 6-2 • 191 Lawton, OK Eisenhower HS | Rec.: 3 (vs. MTSU, 2016) Rec. Yds: 18 (vs. SMU, 2016) Rec. TDs: 0 Long Rec.: 10 (2x, last vs. MTSU, 2016) All Purpose Yds: 18 (vs. SMU, 2016) | Rec.: - Rec. Yds: - Rec. TDs: - Long Rec.: - All Purpose Yds: - |

- Accounted for 2,059 all-purpose yards as a senior at Eisenhower HS


| | | | | |
|--|----------|---|--|--|
|  | 9 | <u>JALEN GUYTON</u> | CAREER GAME HIGHS | 2017 SEASON GAME HIGHS |
| | | RS SO • WR • 6-1 • 194 Allen, TX Allen HS | Rec.: 4 (vs. Lamar, 2017) Rec. Yds: 63 (vs. Lamar, 2017) Rec. TDs: 0 Long Rec.: 35 (vs. Lamar, 2017) All Purpose Yds: 63 (vs. Lamar, 2017) | Rec.: 4 (vs. Lamar) Rec. Yds: 63 (vs. Lamar) Rec. TDs: 0 Long Rec.: 35 (vs. Lamar) All Purpose Yds: 63 (vs. Lamar) |


- Made his Mean Green debut vs. Lamar, catching four passes for 63 yds


| | | | | |
|--|-----------|---|--|--|
|  | 13 | <u>QUINETIN JACKSON</u> | CAREER GAME HIGHS | 2016 SEASON GAME HIGHS |
| | | RS JR • WR • 6-3 • 208 Granite City, IL College of DuPage | Rec.: 1 (vs. Lamar, 2017) Rec. Yds: 31 (vs. Lamar, 2017) Rec. TDs: 1 (vs. Lamar, 2017) Long Rec.: 31 (vs. Lamar, 2017) All Purpose Yds: 31 (vs. Lamar, 2017) | Rec.: 1 (vs. Lamar) Rec. Yds: 31 (vs. Lamar) Rec. TDs: 1 (vs. Lamar) Long Rec.: 31 (vs. Lamar) All Purpose Yds: 31 (vs. Lamar) |


- Made first career catch, a 31-yd TD grab, vs. Lamar on 9/2


BROADCAST BIOS - OFFENSE


| | | | |
|--|---|--|---|
|  | CALEB CHUMLEY | CAREER GAME HIGHS | 2017 SEASON GAME HIGHS |
| | 15 RS SO • TE • 6-5 • 244 Longview, TX Longview HS | Rec.: 1 (vs. Lamar, 2017) Rec. Yds: 8 (vs. Lamar, 2017) Rec. TDs: 0 Long Rec.: 8 (vs. Lamar, 2017) All Purpose Yds: 8 (vs. Lamar, 2017) • Caught first career pass vs. Lamar on 9/2 | Rec.: 1 (vs. Lamar) Rec. Yds: 8 (vs. Lamar) Rec. TDs: 0 Long Rec.: 8 (vs. Lamar) All Purpose Yds: 8 (vs. Lamar) |


| | | | |
|--|---|---|--|
|  | QUINN SHANBOUR | CAREER GAME HIGHS | 2017 SEASON GAME HIGHS |
| | 19 RS JR • QB • 6-0 • 192 Oklahoma City, OK Heritage Hall HS | Comp.: 2 (vs. Lamar, 2017) Att.: 3 (vs. Lamar, 2017) Pass. Yds: 8 (vs. Lamar, 2017) Long Pass: 8 (vs. Lamar, 2017) Pass TDs: 0 • Completed first two passes of his career on 9/2 vs. Lamar | Comp.: 2 (vs. Lamar) Att.: 3 (vs. Lamar) Pass. Yds: 8 (vs. Lamar) Long Pass: 8 (vs. Lamar) Pass TDs: 0 |

| | | | |
|--|---|---|---|
|  | NIC SMITH | CAREER GAME HIGHS | 2017 SEASON GAME HIGHS |
| | 21 RS FR • RB • 5-10 • 182 Arlington, TX Martin HS | Rushes: 18 (vs. Lamar, 2017) Rush. Yds: 101 (vs. Lamar, 2017) Rush. TDs: 1 (vs. Lamar, 2017) Long Rush.: 32 (vs. Lamar, 2017) 100 Yd Games: 1 (vs. Lamar, 2017) • Rushed for 101 yards and a TD in his collegiate debut vs. Lamar on 9/2 | Rushes: 18 (vs. Lamar) Rush. Yds: 101 (vs. Lamar) Rush. TDs: 1 (vs. Lamar) Long Rush.: 32 (vs. Lamar) 100 Yd Games: 1 (vs. Lamar) |


| | | | |
|---|---|--|---|
|  | ANDREW TUCKER | CAREER GAME HIGHS | 2017 SEASON GAME HIGHS |
| | 25 RS SR • RB • 6-0 • 202 Tyler, TX Chapel Hill HS | Rushes: 10 (at SMU, 2015) Rush. Yds: 82 (at WKU, 2016) Rush. TDs: 1 (3x, last vs. Lamar, 2017) Long Rush.: 71 (at WKU, 2016) 100 Yd Games: 0 • Scored first touchdown of 2017 in the season-opener vs. Lamar on 9/2 | Rushes: 4 (vs. Lamar) Rush. Yds: 29 (vs. Lamar) Rush. TDs: 1 (vs. Lamar) Long Rush.: 12 (vs. Lamar) 100 Yd Games: 0 |

| | | | |
|--|--|--|--|
|  | EVAN JOHNSON | CAREER GAME HIGHS | 2017 SEASON GAME HIGHS |
| | 26 FR • RB • 5-6 • 180 Loranger, LA Loranger HS | Rushes: 13 (vs. Lamar, 2017) Rush. Yds: 98 (vs. Lamar, 2017) Rush. TDs: 0 Long Rush.: 16 (vs. Lamar, 2017) 100 Yd Games: 0 • Posted 98 yards on 13 carries in his collegiate debut on 9/2 vs. Lamar | Rushes: 13 (vs. Lamar) Rush. Yds: 98 (vs. Lamar) Rush. TDs: 0 Long Rush.: 16 (vs. Lamar) 100 Yd Games: 0 |

| | | | |
|--|---|--|--|
|  | MICHAEL LAWRENCE | CAREER GAME HIGHS | 2017 SEASON GAME HIGHS |
| | 32 SO • WR • 5-10 • 180 Sweetwater, TX Sweetwater HS | Rec.: 3 (vs. Lamar, 2017) Rec. Yds: 70 (vs. Lamar, 2017) Rec. TDs: 1 (vs. Lamar, 2017) Long Rec.: 44 (vs. Lamar, 2017) All Purpose Yds: 70 (vs. Lamar, 2017) • Caught first career touchdown vs. Lamar on 9/2 | Rec.: 3 (vs. Lamar) Rec. Yds: 70 (vs. Lamar) Rec. TDs: 1 (vs. Lamar) Long Rec.: 44 (vs. Lamar) All Purpose Yds: 70 (vs. Lamar) |

| | | | |
|--|---|---|--|
|  | JAELOD DARDEN jay-lin | CAREER GAME HIGHS | 2017 SEASON GAME HIGHS |
| | 84 FR • WR • 5-9 • 157 Houston, TX Eisenhower HS | Rec.: 0 Rec. Yds: 0 Rec. TDs: 0 Long Rec.: 0 All Purpose Yds: 29 (vs. Lamar, 2017) • Made collegiate debut on 9/2 vs. Lamar, returned a kickoff for 29 yds | Rec.: 0 Rec. Yds: 0 Rec. TDs: 0 Long Rec.: 0 All Purpose Yds: 29 (vs. Lamar, 2017) |

BROADCAST BIOS - OFFENSE/SPECIALISTS




KELVIN SMITH
87 RS SO • TE • 6-2 • 243
 Spring, TX
 Dekaney HS

CAREER GAME HIGHS
 Rec.: 2 (4x, last vs. Lamar, 2017)
 Rec. Yds: 36 (vs. SMU, 2016)
 Rec. TDs: 1 (2x, last vs. MTSU, 2016)
 Long Rec.: 25 (vs. SMU, 2016)
 All Purpose Yds: 36 (vs. SMU, 2016)

2017 SEASON GAME HIGHS
 Rec.: 2 (vs. Lamar)
 Rec. Yds: 21 (vs. Lamar)
 Rec. TDs: 0
 Long Rec.: 15 (vs. Lamar)
 All Purpose Yds: 21 (vs. Lamar)

- Caught two passes for 21 yards in his season-debut on 9/2 vs. Lamar



JASON PIRTLE
88 RS FR • WR • 6-2 • 193
 Locust Grove, OK
 Locust Grove HS

CAREER GAME HIGHS
 Rec.: 0
 Rec. Yds: 0
 Rec. TDs: 0
 Long Rec.: 0
 All Purpose Yds: 0

2017 SEASON GAME HIGHS
 Rec.: 0
 Rec. Yds: 0
 Rec. TDs: 0
 Long Rec.: 0
 All Purpose Yds: 0

- Redshirted in 2016; was HS teammates with QB Mason Fine



KAM DUHON
89 RS FR • WR • 5-11 • 170
 Southlake, TX
 Southlake Carroll HS

CAREER GAME HIGHS
 Rec.: 0
 Rec. Yds: 0
 Rec. TDs: 0
 Long Rec.: 0
 All Purpose Yds: 0

2016 SEASON GAME HIGHS
 Rec.: 0
 Rec. Yds: 0
 Rec. TDs: 0
 Long Rec.: 0
 All Purpose Yds: 0

- Made collegiate debut on 9/2 vs. Lamar



TREVOR MOORE
30 SR • K • 5-11 • 187
 Edmond, OK
 Edmond North HS

CAREER GAME HIGHS
 FG's Made: 5 (vs. SMU, 2014)
 FG's Att.: 5 (vs. SMU, 2014)
 Long FG: 51 (vs. La Tech, 2016)
 Touchbacks: 3 (vs. Lamar, 2017)

2017 SEASON GAME HIGHS
 FG's Made: 1 (vs. Lamar)
 FG's Att.: 1 (vs. Lamar)
 Long FG: 24 (vs. Lamar)
 Touchbacks: 3 (vs. Lamar)

- Has made 107 consecutive extra points, which is a school record




ALVIN KENWORTHY
36 RS SO • P • 6-3 • 188
 Rowlett, TX
 Kilgore College

CAREER GAME HIGHS
 Punts: 3 (vs. Lamar, 2017)
 Long Punt: 39 (vs. Lamar, 2017)
 Inside 20: 2 (vs. Lamar, 2017)
 Touchbacks (KO): 0

2017 SEASON GAME HIGHS
 Punts: 3 (vs. Lamar)
 Long Punt: 39 (vs. Lamar)
 Inside 20: 2 (vs. Lamar)
 Touchbacks (KO): 0

- Made his North Texas debut on 9/2 vs. Lamar



BLAKE PATTERSON
93 RS FR • P • 6-2 • 185
 Round Rock, TX
 Cedar Ridge HS

CAREER GAME HIGHS
 Punts: 0
 Long Punt: 0
 Inside 20: 0
 Touchbacks (KO): 1 (vs. Lamar, 2017)


2017 SEASON GAME HIGHS
 Punts: 0
 Long Punt: 0
 Inside 20: 0
 Touchbacks (KO): 1 (vs. Lamar)

- Made his collegiate debut on 9/2 vs. Lamar


BROADCAST BIOS - DEFENSE

| | | | | |
|--|----------|---|---|---|
|  | 2 | <u>ERIC JENKINS</u> | CAREER GAME HIGHS | 2017 SEASON GAME HIGHS |
| | | SR • DB • 5-10 • 170 New Orleans, LA LA Valley College | Tackles: 4 (2x, last vs. Lamar, 2017) TFLS: 1.0 (at Army, 2016) INT: 2 (at Army, 2016) Sacks: 0.0 PBU: 2 (2x, last at UTSA, 2016) | Tackles: 4 (vs. Lamar) TFLS: 0 INT: 0 Sacks: 0.0 PBU: 0 |

- Made season-debut on 9/2 vs. Lamar and was primary punt returner

| | | | | |
|--|----------|--|--|---|
|  | 4 | <u>KHAIRI MUHAMMAD</u> | CAREER GAME HIGHS | 2017 SEASON GAME HIGHS |
| | | Kye-ree SO • DB • 5-11 • 182 Dallas, TX DeSoto HS | Tackles: 7 (vs. Lamar, 2017) TFLS: 0.5 (vs. Southern Miss, 2016) INT: 1 (vs. Southern Miss, 2016) Sacks: 0.0 PBU: 1 (at WKU, 2016) | Tackles: 7 (vs. Lamar) TFLS: 0.0 INT: 0 Sacks: 0.0 PBU: 0 |


- Led the team in tackles (7), forced and recovered a fumble vs. Lamar

| | | | | |
|--|----------|---|---|---|
|  | 6 | <u>KISHAWN MCCLAIN</u> | CAREER GAME HIGHS | 2017 SEASON GAME HIGHS |
| | | KEY-shawn SR • S • 5-11 • 194 Rosenberg, TX Terry HS | Tackles: 16 (vs. Rice, 2015) TFLS: 1.5 (at UTSA, 2016) INT: 1 (4x, last vs. MTSU, 2016) Sacks: 1.0 (vs. Marshall, 2016) PBU: 2 (vs. Portland State, 2015) | Tackles: 3 (vs. Lamar) TFLS: 0.5 (vs. Lamar) INT: 0 Sacks: 0.0 PBU: 0 |

- On the Thorpe Watch List and Was Named Preseason All-Conference USA after leading the team in tackles (91) for the second straight year

| | | | | |
|---|----------|---|---|---|
|  | 7 | <u>DEE BAULKMAN</u> | CAREER GAME HIGHS | 2017 SEASON GAME HIGHS |
| | | balk-min SR • DB • 5-11 • 191 Bainbridge, GA Arizona Western | Tackles: 7 (at Army, 2016) TFLS: 1.0 (4x, last at WKU, 2016) INT: 0 Sacks: 1.0 (at Army, 2016) PBU: 0 | Tackles: - TFLS: - INT: - Sacks: - PBU: - |

- Recorded 35 tackles (20 solo) in 12 appearances (five starts) with two sacks, a forced fumble and 5.5 TFL

| | | | | |
|--|----------|---|---|---|
|  | 9 | <u>NATE BROOKS</u> | CAREER GAME HIGHS | 2017 SEASON GAME HIGHS |
| | | JR • DB • 6-0 • 176 Whitehouse, TX Whitehouse HS | Tackles: 11 (vs. UTSA, 2015) TFLS: 2.5 (vs. WKU, 2015) INT: 2 (vs. Southern Miss, 2016) Sacks: 1.0 (at Rice, 2016) PBU: 2 (2x, last at Florida, 2016) | Tackles: 1 (vs. Lamar) TFLS: 0.5 (vs. Lamar) INT: 0 Sacks: 0.0 (vs. Lamar) PBU: 0 |

- Recorded 57 total tackles (36 solo) with a team-high four interceptions and was named a 2017 preseason All-Conference USA selection


| | | | | |
|--|-----------|---|---|---|
|  | 11 | <u>CAM JOHNSON</u> | CAREER GAME HIGHS | 2017 SEASON GAME HIGHS |
| | | FR • DB • 5-11 • 177 Houston, TX John H. Reagan Heights HS | Tackles: 1 (vs. Lamar, 2017) TFLS: 0.0 INT: 0 Sacks: 0.0 PBU: 0 | Tackles: 1 (vs. Lamar) TFLS: 0.0 INT: - 0 Sacks: - 0.0 PBU: - 0 |


- Recorded first career tackle in his collegiate debut on 9/2 vs. Lamar


| | | | | |
|--|-----------|---|---|---|
|  | 15 | <u>ULAIASI TAUAALO</u> | CAREER GAME HIGHS | 2017 SEASON GAME HIGHS |
| | | LIE-ah-see tower-AH-low RS JR • DT • 6-2 • 287 Keller, TX Central HS | Tackles: 6 (at Army, 2016) TFLS: 1.0 (4x, last vs. Lamar, 2017) INT: 0 Sacks: 1.0 (2x, last vs. Lamar, 2017) QBH: 1 (vs. Lamar, 2017) | Tackles: 3 (vs. Lamar) TFLS: 1.0 (vs. Lamar) INT: 0 Sacks: 1.0 (vs. Lamar) QBH: 1 (vs. Lamar) |

- Nicknamed Toala Bear, recorded first sack of 2017 on 9/2 vs. Lamar

BROADCAST BIOS - DEFENSE

| | | | | |
|--|-----------|---|---|--|
|  | 16 | <u>KEMON HALL</u> KEY-mon JR • DB • 5-11 • 185 Calhoun City, MS Itawamba CC | CAREER GAME HIGHS Tackles: 4 (vs. Lamar, 2017) TFLS: 0.0 INT: 0 Sacks: 0.0 PBU: 0 | 2017 SEASON GAME HIGHS Tackles: 4 (vs. Lamar) TFLS: 0.0 INT: 0 Sacks: 0.0 PBU: 0 |
| | | <ul style="list-style-type: none"> • Made four tackles in his North Texas debut on 9/2 vs. Lamar | | |

| | | | | |
|--|-----------|---|---|--|
|  | 17 | <u>JOE OZUGWU</u> OH-zuh-GOO RS FR • LB • 6-3 • 217 Alief, TX Taylor HS | CAREER GAME HIGHS Tackles: 2 (vs. Lamar, 2017) TFLS: 0.0 INT: 0 Sacks: 0.0 PBU: 0 | 2017 SEASON GAME HIGHS Tackles: 2 (vs. Lamar) TFLS: 0.0 INT: 0 Sacks: 0.0 PBU: 0 |
| | | <ul style="list-style-type: none"> • Made collegiate debut on 9/2 vs. Lamar and recorded two tackles | | |

| | | | | |
|--|-----------|--|---|--|
|  | 18 | <u>JOSHUA WHEELER</u> SR • LB/DE • 6-3 • 229 Grand Prairie, TX Tyler JC | CAREER GAME HIGHS Tackles: 8 (vs. Army, 2016) TFLS: 2.0 (vs. Southern Miss, 2016) INT: 0 Sacks: 1.0 (5x, last vs. Southern Miss, 2016) PBU: 1 (at Army, 2016) | 2017 SEASON GAME HIGHS Tackles: - TFLS: - INT: - Sacks: - PBU: - |
| | | <ul style="list-style-type: none"> • Led the team in sacks with 5.5 in 2016, nickname is Earl | | |

| | | | | |
|---|-----------|---|---|--|
|  | 20 | <u>WILLIAM LEMASTERS</u> RS SO • LB • 6-2 • 217 Dallas, TX Parish Episcopal | CAREER GAME HIGHS Tackles: 4 (vs. Lamar, 2017) TFLS: 0.0 INT: 1 (vs. Lamar, 2017) Sacks: 0.0 PBU: 2 (vs. Lamar, 2017) | 2017 SEASON GAME HIGHS Tackles: 4 (vs. Lamar) TFLS: 0.0 INT: 1 (vs. Lamar) Sacks: 0.0 PBU: 2 (vs. Lamar) |
| | | <ul style="list-style-type: none"> • Intercepted first pass of his career in the fourth quarter on 9/2 vs. Lamar | | |

| | | | | |
|--|-----------|---|--|--|
|  | 22 | <u>E.J. EJIYA</u> ay-JEE-ah RS JR • LB • 6-3 • 223 Blaine, MN North Dakota State College of Sciences | CAREER GAME HIGHS Tackles: 9 (at WKU, 2016) TFLS: 1.0 (3x, last vs. Marshall, 2016) INT: 0 Sacks: 0.0 PBU: 0 | 2017 SEASON GAME HIGHS Tackles: 4 (vs. Lamar) TFLS: 0.0 INT: 0 Sacks: 0.0 PBU: 0 |
| | | <ul style="list-style-type: none"> • Recorded four total tackles in his season debut on 9/2 vs. Lamar | | |


| | | | | |
|--|-----------|--|---|--|
|  | 24 | <u>TAYLOR ROBINSON</u> RS SO • S • 5-11 • 181 Keller, TX Central HS | CAREER GAME HIGHS Tackles: 7 (vs. La Tech, 2016) TFLS: 1.5 (at UTSA, 2016) INT: 0 Sacks: 0.0 PBU: 1 (vs. La Tech, 2016) | 2017 SEASON GAME HIGHS Tackles: 4 (vs. Lamar) TFLS: 0.0 INT: 0 Sacks: 0.0 PBU: 0 |
| | | <ul style="list-style-type: none"> • Posted four total tackles in his season debut on 9/2 vs. Lamar | | |

| | | | | |
|--|-----------|--|---|--|
|  | 27 | <u>ASHTON PRESTON</u> JR • DB • 5-10 • 183 Edmond, OK Santa Fe HS | CAREER GAME HIGHS Tackles: 10 (at Rice, 2016) TFLS: 2.0 (at Rice, 2016) INT: 1 (vs. La Tech, 2016) Sacks 1.0 (at Rice, 2016) PBU: 1 (vs. WKU, 2015) | 2017 SEASON GAME HIGHS Tackles: 3 (vs. Lamar) TFLS: 1.0 (vs. Lamar) INT: 0 Sacks: 0.0 PBU: 0 |
| | | <ul style="list-style-type: none"> • Posted 40 tackles (24 solo), an interception, a sack, a pass break-up, a forced fumble and 4.5 TFL in 12 appearances in 2016 (nine starts) | | |

BROADCAST BIOS - DEFENSE

| | | | | |
|--|-----------|---|--|---|
|  | 31 | <u>MAKYLE SANDERS</u> | CAREER GAME HIGHS | 2017 SEASON GAME HIGHS |
| | | FR • S • 6-0 • 181 Tyler, TX Robert E. Lee HS | Tackles: 2 (vs. Lamar, 2017) TFLS: 0.0 INT: 0 Sacks 0.0 PBU: 0 | Tackles: 2 (vs. Lamar) TFLS: 0.0 INT: 0 Sacks: 0.0 PBU: 0 |


• Posted two tackles in his collegiate debut vs. Lamar on 9/2

| | | | | |
|--|-----------|---|--|---|
|  | 37 | <u>BRANDON GARNER</u> | CAREER GAME HIGHS | 2017 SEASON GAME HIGHS |
| | | RS JR • LB • 5-11 • 221 Mansfield, TX Timberview HS | Tackles: 11 (at Army, 2016) TFLS: 3.0 (vs. Marshall, 2016) INT: 0 Sacks: 2.0 (vs. Marshall, 2016) PBU: 0 | Tackles: 1 (vs. Lamar) TFLS: 0.0 INT: 0 Sacks: 0.0 PBU: 0 |

• Posted 50 tackles (32 solo), with 3.5 sacks, six TFL and two fumble recoveries in 2016

| | | | | |
|--|-----------|---|--|---|
|  | 41 | <u>COLTON MCDONALD</u> | CAREER GAME HIGHS | 2017 SEASON GAME HIGHS |
| | | SR • LB • 6-4 • 210 Haslet, TX West Texas A&M | Tackles: 5 (vs. Lamar, 2017) TFLS: 1.0 (vs. Lamar, 2017) INT: 0 Sacks 0.0 PBU: 0 | Tackles: 5 (vs. Lamar) TFLS: 1.0 (vs. Lamar) INT: 0 Sacks: 0.0 PBU: 0 |

• Made North Texas debut on 9/2 vs. Lamar and posted five tackles

| | | | | |
|---|-----------|---|--|---|
|  | 44 | <u>SID MOORE</u> | CAREER GAME HIGHS | 2017 SEASON GAME HIGHS |
| | | RS SR • DL • 6-1 • 253 Van, TX Van HS | Tackles: 3 (vs. Southern Miss, 2014) TFLS: 2.0 (vs. LA Tech, 2014) INT: 0 Sacks: 1.0 (at SMU, 2014) QBH: 0 | Tackles: 1 (vs. Lamar) TFLS: 0.0 INT: 0 Sacks: 0.0 QBH: 0 |

• Made season debut on 9/2 vs. Lamar

| | | | | |
|--|-----------|---|---|---|
|  | 49 | <u>RODERICK YOUNG</u> | CAREER GAME HIGHS | 2017 SEASON GAME HIGHS |
| | | JR • DL • 6-1 • 284 Spring, TX Dekaney HS | Tackles: 6 (vs. La Tech, 2016) TFLS: 1.0 (4x, last vs. Southern Miss, 2016) INT: 0 Sacks: 1.0 (at SMU, 2015) QBH: 2 (2x, last at Florida, 2016) | Tackles: 2 (vs. Lamar) TFLS: 0.0 INT: 0 Sacks: 0.0 QBH: 0 |

• Posted 38 tackles (15 solo) with a half sack and 3.5 TFL in 2016 (13 games)

| | | | | |
|--|-----------|---|---|---|
|  | 50 | <u>LADARIUS HAMILTON</u> | CAREER GAME HIGHS | 2017 SEASON GAME HIGHS |
| | | SO • DE • 6-3 • 253 Corrigan, TX Corrigan-Camden HS | Tackles: 3 (vs. SMU, 2016) TFLS: 1.0 (2x, last vs. MTSU, 2016) INT: 0 Sacks: 1.0 (vs. Southern Miss, 2016) QBH: 1 (vs. Lamar, 2017) | Tackles: 1 (vs. Lamar) TFLS: 0.0 INT: 0 Sacks: 0.0 QBH: 1 (vs. Lamar) |

• Named to C-USA All-Freshman team in 2016

| | | | | |
|--|-----------|--|--|---|
|  | 90 | <u>TILLMAN JOHNSON</u> | CAREER GAME HIGHS | 2016 SEASON GAME HIGHS |
| | | SR • DE • 6-1 • 251 Round Rock, TX McNeil HS | Tackles: 5 (vs. Nicholls, 2014) TFLS: 3.0 (vs. Nicholls, 2014) INT: 0 Sacks: 3.0 (vs. Nicholls, 2014) QBH: 1 (vs. Lamar, 2017) | Tackles: 0 TFLS: 0.0 INT: 0 Sacks: 0.0 QBH: 1 (vs. Lamar) |

• Made 12 appearances in 2016

BROADCAST BIOS - DEFENSE



99

ANDY FLUSCHE

Fluh-shee

RS SR • DE • 6-3 • 255

Muenster, Texas

Muenster HS

CAREER GAME HIGHS

Tackles: 5 (2x, last vs. Lamar, 2017)

TFLS: 1.5 (vs. Portland State, 2015)

INT: 0

Sacks: 1.0 (2x, last at MTSU, 2015)

QBH: 2 (vs. Lamar, 2017)

• Appeared in all 13 games, posting 17 total tackles (seven solo) with 0.5 TFL

2017 SEASON GAME HIGHS

Tackles: 5 (vs. Lamar)

TFLS: 0.0

INT: 0

Sacks: 0

QBH: 2 (vs. Lamar)

Pronunciation Guide

54 - **Creighton** Barr - cray-tin

84 - **Jaelon** Darden - jay-lin

99 - **Andy Flusche** - fluh-she

50 - **LaDarius** Hamilton - LUH-dare-ee-us

96 - **Tony** Krasniqi - kraz-NICK-ee

72 - **Manase** Mose - muh-NAH-say mo-say

17 - **Joe Ozougu** - OH-zuh-GOO

46 - **Patrick Udofia** - you-doh-fia

7 - Dee **Baulkman** - ballk-min

21 - **Tyreke** Davis - tie-REEK

9 - Jaylen **Guyton** - guy-tin

46 - Christian **Hosley** - HOSE-lee

44 - Cannon **Maki** - MACK-ee

60 - **Sosaia** Mose - so-SIGH-uh mo-say

52 - Jevin **Pahinui** - pah-HEE-new-EE

19 **Nnamdi Umeakuana** - oo-may-uh-kwon-uh

8 - Rico **Bussey, Jr.** - buss-EE

22 - E.J. **Ejiya** - ay-GEE-uh

16 - **Kemon** Hall - KEY-mon

13 - **Quinetin** Jackson - Kwin-tin

6 **Kishawn** McClain - key-shawn

4 **Khairi** Muhammad - KYE-ree

15 **Ulaiasi Tauaalo** - LIE-ah-see tower-ah-low

2017 Game Summaries

Game 1

September 2, 2017

Denton, Texas

North Texas 59, Lamar 14

↳ Team Statistics

| | LU | UNT |
|--------------------|---------|---------|
| First Downs | 15 | 31 |
| Rushes-Yards | 33-86 | 60-436 |
| Passing-Yards | 180 | 232 |
| Comp-Att-Int | 20-41-1 | 17-24-0 |
| Total Plays-Yards | 74-266 | 84-668 |
| Punts-Yards | 9-330 | 3-109 |
| Fumbles/Lost | 2-1 | 1-1 |
| Penalties | 3-15 | 5-40 |
| 3rd Down Conv. | 4/18 | 3/11 |
| Time of Possession | 21:06 | 38:54 |

↳ Individual Statistics

RUSHING - LU - King 11-37, North Texas - J. Wilson 12-176

PASSING - LU - Colbert, Jr. 14-28-140-2, North Texas - Fine 15-21-224-0

RECEIVING - LU- Mart. Hawthorne 2-79, North Texas - Lawrence 3-70, Guyton 4-63

↳ Score By Quarters

| | 1 | 2 | 3 | 4 | Score |
|-------------|----|----|----|---|-------|
| Lamar | 7 | 7 | 0 | 0 | 14 |
| North Texas | 17 | 21 | 14 | 7 | 59 |

↳ Scoring Summary

UNT - Wilson 10 yd run (Moore kick), 12:01, 1st

UNT - Jackson, 31 yd pass from Fine (Moore kick), 8:38, 1st

UNT - Moore, 24 yd FG, 4:04, 1st

LU - Wood, 1 yd pass from Colbert, Jr. (Martinez kick), 0:34, 1st

UNT - Wilson, 2 yd run (Moore kick), 10:26, 2nd

UNT - Wilson 62 yd run (Moore kick), 8:28 2nd

LU - Mart. Hawthorne 68 yd pass from Colbert, Jr. (Martinez kick), 4:59, 2nd

UNT - Lawrence 44 yd pass from Fine (Moore kick), 1:56, 2nd

UNT - Smith 9 yd pass from Fine (Moore kick), 12:31, 3rd

UNT - Smith, 1 yd run (Moore kick), 6:02, 3rd

UNT - Tucker, 12 yd run (Moore kick), 14:54, 4th

2017 Starters

↳ Offense

| Game | LT | LG | C | RG | RT | WR | TE | WR | WR | RB | QB |
|---|--------|-----------|------|---------|----------|--------|-------|----------|--------|--------|------|
| vs. Lamar at SMU at Iowa vs. UAB at Southern Miss vs. UTSA at Florida Atlantic vs. Old Dominion at La Tech vs. UTEP vs. Army at Rice | Murray | Woodworth | Barr | S. Mose | Mayfield | Guyton | Smith | Lawrence | Smiley | Wilson | Fine |

↳ Defense

| Game | DE | NT | DE | JACK | MLB | WLB | NICK | CB | CB | S | S |
|---|-------|-------|---------|-------|----------|--------|---------|--------|------|---------|----------|
| vs. Lamar at SMU at Iowa vs. UAB at Southern Miss vs. UTSA at Florida Atlantic vs. Old Dominion at La Tech vs. UTEP vs. Army at Rice | Moore | Young | Johnson | Ejiya | McDonald | Garner | Preston | Brooks | Hall | McClain | Muhammad |

2017 Results

Sep 02, 2017 LAMAR W 59-14 1-0 0-0 3:05 19592

2017 Overall Team Statistics

| | | |
|-------------------------|------------|------------|
| SCORING | 59 | 14 |
| Points Per Game | 59.0 | 14.0 |
| Points Off Turnovers | 3 | 7 |
| FIRST DOWNS | 31 | 15 |
| Rushing | 19 | 6 |
| Passing | 11 | 8 |
| Penalty | 1 | 1 |
| RUSHING YARDAGE | 436 | 86 |
| Yards gained rushing | 451 | 106 |
| Yards lost rushing | 15 | 20 |
| Rushing Attempts | 60 | 33 |
| Average Per Rush | 7.3 | 2.6 |
| Average Per Game | 436.0 | 86.0 |
| TDs Rushing | 5 | 0 |
| PASSING YARDAGE | 232 | 180 |
| Comp-Att-Int | 17-24-0 | 20-41-1 |
| Average Per Pass | 9.7 | 4.4 |
| Average Per Catch | 13.6 | 9.0 |
| Average Per Game | 232.0 | 180.0 |
| TDs Passing | 3 | 2 |
| TOTAL OFFENSE | 668 | 266 |
| Total Plays | 84 | 74 |
| Average Per Play | 8.0 | 3.6 |
| Average Per Game | 668.0 | 266.0 |
| KICK RETURNS: #-Yards | 1-29 | 6-152 |
| PUNT RETURNS: #-Yards | 4-4 | 0-0 |
| INT RETURNS: #-Yards | 1-0 | 0-0 |
| KICK RETURN AVERAGE | 29.0 | 25.3 |
| PUNT RETURN AVERAGE | 1.0 | 0.0 |
| INT RETURN AVERAGE | 0.0 | 0.0 |
| FUMBLES-LOST | 1-1 | 2-1 |
| PENALTIES-Yards | 5-40 | 3-15 |
| Average Per Game | 40.0 | 15.0 |
| PUNTS-Yards | 3-109 | 9-330 |
| Average Per Punt | 36.3 | 36.7 |
| Net punt average | 36.3 | 36.2 |
| KICKOFFS-Yards | 10-634 | 3-99 |
| Average Per Kick | 63.4 | 33.0 |
| Net kick average | 38.2 | 23.3 |
| TIME OF POSSESSION/Game | 38:54 | 21:06 |
| 3RD-DOWN Conversions | 3/11 | 4/18 |
| 3rd-Down Pct | 27% | 22% |
| 4TH-DOWN Conversions | 2/3 | 2/4 |
| 4th-Down Pct | 67% | 50% |
| SACKS BY-Yards | 2-15 | 2-11 |
| MISC YARDS | 0 | 0 |
| TOUCHDOWNS SCORED | 8 | 2 |
| FIELD GOALS-ATTEMPTS | 1-1 | 0-0 |
| ON-SIDE KICKS | 0-0 | 0-0 |
| RED-ZONE SCORES | (6-6) 100% | (1-1) 100% |
| RED-ZONE TOUCHDOWNS | (5-6) 83% | (1-1) 100% |
| PAT-ATTEMPTS | (8-8) 100% | (2-2) 100% |
| ATTENDANCE | 19592 | 0 |
| Games/Avg Per Game | 1/19592 | 0/0 |
| Neutral Site Games | | 0/0 |

| Score by Quarters | 1st | 2nd | 3rd | 4th | OT | Total |
|--------------------------|------------|------------|------------|------------|-----------|--------------|
| North Texas | 17 | 21 | 14 | 7 | 0 | 59 |
| Opponents | 7 | 7 | 0 | 0 | 0 | 14 |

2017 Overall Individual/Career Statistics

| Rushing | gp | att | gain | loss | net | avg | td | lg | avg/g | gp | att | gain | loss | net | avg | td | lg | avg/g |
|-----------------|----|-----|------|------|-----|------|----|----|-------|----|-----|------|------|------|-----|----|----|-------|
| WILSON, Jeffery | 1 | 12 | 176 | 0 | 176 | 14.7 | 3 | 62 | 176.0 | 31 | 386 | 2228 | 62 | 2166 | 5.6 | 19 | 75 | 69.9 |
| SMITH, Nic | 1 | 18 | 101 | 0 | 101 | 5.6 | 1 | 32 | 101.0 | 1 | 18 | 101 | 0 | 101 | 5.6 | 1 | 32 | 101.0 |
| JOHNSON, Evan | 1 | 13 | 98 | 0 | 98 | 7.5 | 0 | 16 | 98.0 | 1 | 13 | 98 | 0 | 98 | 7.5 | 0 | 16 | 98.0 |
| SHANBOUR, Quinn | 1 | 3 | 31 | 0 | 31 | 10.3 | 0 | 28 | 31.0 | 2 | 4 | 31 | 0 | 31 | 7.8 | 0 | 28 | 15.5 |
| TUCKER, Andrew | 1 | 4 | 29 | 0 | 29 | 7.2 | 1 | 12 | 29.0 | 34 | 47 | 306 | 5 | 301 | 6.4 | 3 | 71 | 8.9 |
| HOSLEY, C. | 1 | 4 | 4 | 2 | 2 | 0.5 | 0 | 2 | 2.0 | 1 | 4 | 4 | 2 | 2 | 0.5 | 0 | 2 | 2.0 |
| FINE, Mason | 1 | 5 | 12 | 11 | 1 | 0.2 | 0 | 6 | 1.0 | 11 | 99 | 410 | 291 | 119 | 1.2 | 2 | 80 | 10.8 |
| TEAM | 1 | 1 | 0 | 2 | -2 | -2.0 | 0 | 0 | -2.0 | | | | | | | | | |
| Total | 1 | 60 | 451 | 15 | 436 | 7.3 | 5 | 62 | 436.0 | | | | | | | | | |
| Opponents | 1 | 33 | 106 | 20 | 86 | 2.6 | 0 | 12 | 86.0 | | | | | | | | | |

| Passing | gp | effic | comp-att-int | pct | yds | td | lg | avg/g | gp | effic | comp-att-int | pct | yds | td | lg | avg/g |
|-----------------|----|--------|--------------|------|-----|----|----|-------|----|--------|--------------|------|------|----|----|-------|
| FINE, Mason | 1 | 208.17 | 15-21-0 | 71.4 | 224 | 3 | 44 | 224.0 | 11 | 120.77 | 170-282-5 | 60.3 | 1796 | 9 | 75 | 163.3 |
| SHANBOUR, Quinn | 1 | 89.07 | 2-3-0 | 66.7 | 8 | 0 | 8 | 8.0 | 2 | 66.80 | 2-4-0 | 50.0 | 8 | 0 | 8 | 4.0 |
| Total | 1 | 193.28 | 17-24-0 | 70.8 | 232 | 3 | 44 | 232.0 | | | | | | | | |
| Opponents | 1 | 96.88 | 20-41-1 | 48.8 | 180 | 2 | 68 | 180.0 | | | | | | | | |

| Receiving | gp | no. | yds | avg | td | lg | avg/g | gp | no. | yds | avg | td | lg | avg/g |
|-----------------|----|-----|-----|------|----|----|-------|----|-----|-----|------|----|----|-------|
| GUYTON, Jalen | 1 | 4 | 63 | 15.8 | 0 | 35 | 63.0 | 1 | 4 | 63 | 15.8 | 0 | 35 | 63.0 |
| SMITH, Nic | 1 | 4 | 35 | 8.8 | 1 | 15 | 35.0 | 1 | 4 | 35 | 8.8 | 1 | 15 | 35.0 |
| LAWRENCE, M. | 1 | 3 | 70 | 23.3 | 1 | 44 | 70.0 | 8 | 4 | 86 | 21.5 | 1 | 44 | 10.8 |
| SMITH, Kelvin | 1 | 2 | 21 | 10.5 | 0 | 15 | 21.0 | 10 | 9 | 100 | 11.1 | 2 | 25 | 10.0 |
| JACKSON, Q. | 1 | 1 | 31 | 31.0 | 1 | 31 | 31.0 | 2 | 1 | 31 | 31.0 | 1 | 31 | 15.5 |
| CHUMLEY, Caleb | 1 | 1 | 8 | 8.0 | 0 | 8 | 8.0 | 1 | 1 | 8 | 8.0 | 0 | 8 | 8.0 |
| WILSON, Jeffery | 1 | 1 | 4 | 4.0 | 0 | 4 | 4.0 | 31 | 47 | 363 | 7.7 | 2 | 38 | 11.7 |
| JOHNSON, Evan | 1 | 1 | 0 | 0.0 | 0 | 0 | 0.0 | 1 | 1 | 0 | 0.0 | 0 | 0 | 0.0 |
| Total | 1 | 17 | 232 | 13.6 | 3 | 44 | 232.0 | | | | | | | |
| Opponents | 1 | 20 | 180 | 9.0 | 2 | 68 | 180.0 | | | | | | | |

| Total Offense | g | plays | rush | pass | total | avg/g | g | plays | rush | pass | total | avg/g |
|-----------------|---|-------|------|------|-------|-------|----|-------|------|------|-------|-------|
| FINE, Mason | 1 | 26 | 1 | 224 | 225 | 225.0 | 11 | 381 | 119 | 1796 | 1915 | 174.1 |
| WILSON, Jeffery | 1 | 12 | 176 | 0 | 176 | 176.0 | 31 | 386 | 2166 | 0 | 2166 | 69.9 |
| SMITH, Nic | 1 | 18 | 101 | 0 | 101 | 101.0 | 1 | 18 | 101 | 0 | 101 | 101.0 |
| JOHNSON, Evan | 1 | 13 | 98 | 0 | 98 | 98.0 | 1 | 13 | 98 | 0 | 98 | 98.0 |
| SHANBOUR, Quinn | 1 | 6 | 31 | 8 | 39 | 39.0 | 2 | 8 | 31 | 8 | 39 | 19.5 |
| TUCKER, Andrew | 1 | 4 | 29 | 0 | 29 | 29.0 | 34 | 47 | 301 | 0 | 301 | 8.9 |
| HOSLEY, C. | 1 | 4 | 2 | 0 | 2 | 2.0 | 1 | 4 | 2 | 0 | 2 | 2.0 |
| TEAM | 1 | 1 | -2 | 0 | -2 | -2.0 | | | | | | |
| Total | 1 | 84 | 436 | 232 | 668 | 668.0 | | | | | | |
| Opponents | 1 | 74 | 86 | 180 | 266 | 266.0 | | | | | | |

| Scoring | td | fg | PAT | | | dxp | saf | pts | td | fg | PAT | | | dxp | saf | pts |
|-----------------|----|-----|------|------|-----|-----|-----|-----|----|-------|---------|------|------|-----|-----|-----|
| | | | kick | rush | rcv | | | | | | pass | kick | rush | | | |
| WILSON, Jeffery | 3 | - | - | - | - | - | - | 18 | 21 | - | - | - | - | - | - | 126 |
| SMITH, Nic | 2 | - | - | - | - | - | - | 12 | 2 | - | - | - | - | - | - | 12 |
| MOORE, Trevor | - | 1-1 | 8-8 | - | - | - | - | 11 | - | 34-45 | 107-107 | - | - | - | - | 209 |
| JACKSON, Q. | 1 | - | - | - | - | - | - | 6 | 1 | - | - | - | - | - | - | 6 |
| LAWRENCE, M. | 1 | - | - | - | - | - | - | 6 | 1 | - | - | - | - | - | - | 6 |
| TUCKER, Andrew | 1 | - | - | - | - | - | - | 6 | 4 | - | - | - | - | - | - | 24 |
| Total | 8 | 1-1 | 8-8 | - | - | - | - | 59 | | | | | | | | |
| Opponents | 2 | - | 2-2 | - | - | - | - | 14 | | | | | | | | |

| Punt Returns | no. | yds | avg | td | lg | no. | yds | avg | td | lg |
|---------------|-----|-----|-----|----|----|-----|-----|-----|----|----|
| JENKINS, Eric | 4 | 4 | 1.0 | 0 | 8 | 4 | 4 | 1.0 | 0 | 8 |
| Total | 4 | 4 | 1.0 | 0 | 8 | | | | | |
| Opponents | 0 | 0 | 0.0 | 0 | 0 | | | | | |

| Kick Returns | no. | yds | avg | td | lg | no. | yds | avg | td | lg |
|----------------|-----|-----|------|----|----|-----|-----|------|----|----|
| DARDEN, Jaelon | 1 | 29 | 29.0 | 0 | 29 | 1 | 29 | 29.0 | 0 | 29 |
| Total | 1 | 29 | 29.0 | 0 | 29 | | | | | |
| Opponents | 6 | 152 | 25.3 | 0 | 41 | | | | | |

2017 Overall Individual/Career Statistics

| Interceptions | no. | yds | avg | td | lg | no. | yds | avg | td | lg |
|---------------|-----|-----|-----|----|----|-----|-----|-----|----|----|
| LEMASTERS, W. | 1 | 0 | 0.0 | 0 | 0 | 1 | 0 | 0.0 | 0 | 0 |
| Total | 1 | 0 | 0.0 | 0 | 0 | | | | | |
| Opponents | 0 | 0 | 0.0 | 0 | 0 | | | | | |

| Fumble Returns | no. | yds | avg | td | lg | no. | yds | avg | td | lg |
|----------------|-----|-----|-----|----|----|-----|-----|-----|----|----|
| Total | 0 | 0 | 0.0 | 0 | 0 | | | | | |
| Opponents | 0 | 0 | 0.0 | 0 | 0 | | | | | |

| All Purpose | g | rush | rcv | pr | kr | ir | total | avg/g | g | rush | rcv | pr | kr | ir | total | avg/g |
|-----------------|---|------|-----|----|-----|----|-------|-------|----|------|-----|----|-----|----|-------|-------|
| WILSON, Jeffery | 1 | 176 | 4 | 0 | 0 | 0 | 180 | 180.0 | 31 | 2166 | 363 | 0 | 279 | 0 | 2808 | 90.6 |
| SMITH, Nic | 1 | 101 | 35 | 0 | 0 | 0 | 136 | 136.0 | 1 | 101 | 35 | 0 | 0 | 0 | 136 | 136.0 |
| JOHNSON, Evan | 1 | 98 | 0 | 0 | 0 | 0 | 98 | 98.0 | 1 | 98 | 0 | 0 | 0 | 0 | 98 | 98.0 |
| LAWRENCE, M. | 1 | 0 | 70 | 0 | 0 | 0 | 70 | 70.0 | 8 | 0 | 86 | 0 | 0 | 0 | 86 | 10.8 |
| GUYTON, Jalen | 1 | 0 | 63 | 0 | 0 | 0 | 63 | 63.0 | 1 | 0 | 63 | 0 | 0 | 0 | 63 | 63.0 |
| SHANBOUR, Qui | 1 | 31 | 0 | 0 | 0 | 0 | 31 | 31.0 | 2 | 31 | 0 | 0 | 0 | 0 | 31 | 15.5 |
| JACKSON, Q. | 1 | 0 | 31 | 0 | 0 | 0 | 31 | 31.0 | 2 | 0 | 31 | 0 | 0 | 0 | 31 | 15.5 |
| TUCKER, Andre | 1 | 29 | 0 | 0 | 0 | 0 | 29 | 29.0 | 34 | 301 | -2 | 1 | 0 | 0 | 300 | 8.8 |
| DARDEN, Jaelon | 1 | 0 | 0 | 0 | 29 | 0 | 29 | 29.0 | 1 | 0 | 0 | 0 | 29 | 0 | 29 | 29.0 |
| SMITH, Kelvin | 1 | 0 | 21 | 0 | 0 | 0 | 21 | 21.0 | 10 | 0 | 100 | 0 | 0 | 0 | 100 | 10.0 |
| CHUMLEY, Cale | 1 | 0 | 8 | 0 | 0 | 0 | 8 | 8.0 | 1 | 0 | 8 | 0 | 0 | 0 | 8 | 8.0 |
| JENKINS, Eric | 1 | 0 | 0 | 4 | 0 | 0 | 4 | 4.0 | 12 | 0 | 0 | 4 | 0 | 86 | 90 | 7.5 |
| HOSLEY, C. | 1 | 2 | 0 | 0 | 0 | 0 | 2 | 2.0 | 1 | 2 | 0 | 0 | 0 | 0 | 2 | 2.0 |
| FINE, Mason | 1 | 1 | 0 | 0 | 0 | 0 | 1 | 1.0 | 11 | 119 | 0 | 0 | 0 | 0 | 119 | 10.8 |
| TEAM | 1 | -2 | 0 | 0 | 0 | 0 | -2 | -2.0 | | | | | | | | |
| Total | 1 | 436 | 232 | 4 | 29 | 0 | 701 | 701.0 | | | | | | | | |
| Opponents | 1 | 86 | 180 | 0 | 152 | 0 | 418 | 418.0 | | | | | | | | |

| Field Goals | att | good | long | blkd | att | good | long | blkd |
|---------------|-----|------|------|------|-----|------|------|------|
| MOORE, Trevor | 1 | 1 | 24 | 0 | 45 | 34 | 51 | 0 |
| Total | 1 | 1 | 24 | 0 | | | | |
| Opponents | 0 | 0 | 0 | 0 | | | | |

| Punting | no. | yds | avg | lg | blk | no. | yds | avg | lg | blk |
|---------------|-----|-----|------|----|-----|-----|-----|------|----|-----|
| KENWORTHY, A. | 3 | 109 | 36.3 | 39 | 0 | 3 | 109 | 36.3 | 39 | 0 |
| Total | 3 | 109 | 36.3 | 39 | 0 | | | | | |
| Opponents | 9 | 330 | 36.7 | 45 | 0 | | | | | |

| Kickoffs | no. | yds | avg | tb | ob | no. | yds | avg | tb | ob |
|---------------|-----|-----|------|----|----|-----|-----|------|----|----|
| PATTERSON, B. | 5 | 309 | 61.8 | 1 | 0 | 5 | 309 | 61.8 | 1 | 0 |
| MOORE, Trevor | 5 | 325 | 65.0 | 3 | 0 | 15 | 939 | 62.6 | 4 | 0 |
| Total | 10 | 634 | 63.4 | 4 | 0 | | | | | |
| Opponents | 3 | 99 | 33.0 | 0 | 1 | | | | | |

| Field Goals | fg | pct. | 01-19 | 20-29 | 30-39 | 40-49 | 50-99 | lg | blk |
|---------------|-----|-------|-------|-------|-------|-------|-------|----|-----|
| MOORE, Trevor | 1-1 | 100.0 | 0-0 | 1-1 | 0-0 | 0-0 | 0-0 | 24 | 0 |

| FG Sequence | North Texas | Opponents |
|-------------|-------------|-----------|
| Lamar | (24) | - |

Numbers in (parentheses) indicate field goal was made.

2017 Overall Defensive/Career Statistics

| # | Defensive Leaders | gp | ua | a | total | tfl | sack | int | pbu | fr | ff | blk | gp | ua | a | total | tfl | sack | int | pbu | fr | ff | blk |
|-----------|-------------------|----|----|----|-------|-----|------|-----|-----|----|----|-----|----|-----|----|-------|------|------|-----|-----|----|----|-----|
| 4 | MUHAMMAD, K. | 1 | 4 | 3 | 7 | 0.0 | . | . | . | 1 | 1 | . | 13 | 11 | 11 | 22 | 0.5 | 1 | 1 | 1 | 1 | 1 | . |
| 99 | FLUSCHE, Andy | 1 | 1 | 4 | 5 | 0.0 | . | . | 2 | . | . | . | 32 | 18 | 32 | 50 | 5.5 | 3 | . | 3 | . | . | . |
| 41 | MCDONALD, C. | 1 | 3 | 2 | 5 | 1.0 | . | . | . | . | . | . | 1 | 3 | 2 | 5 | 1.0 | . | . | . | . | . | . |
| 24 | ROBINSON, T. | 1 | 3 | 1 | 4 | 0.0 | . | . | . | . | . | . | 12 | 15 | 7 | 22 | 0.0 | . | . | 1 | . | . | . |
| 20 | LEMASTERS, W. | 1 | 3 | 1 | 4 | 0.0 | . | 1 | 2 | . | . | . | 5 | 5 | 2 | 7 | 0.0 | . | 1 | 3 | . | . | . |
| 22 | EJIYA, E.J. | 1 | 1 | 3 | 4 | 0.0 | . | . | . | . | . | . | 14 | 27 | 20 | 47 | 3.5 | . | . | . | . | . | . |
| 16 | HALL, Kemon | 1 | 4 | . | 4 | 0.0 | . | . | . | . | . | . | 1 | 4 | . | 4 | 0.0 | . | . | . | . | . | . |
| 2 | JENKINS, Eric | 1 | 3 | 1 | 4 | 0.0 | . | . | . | . | . | . | 12 | 16 | 6 | 22 | 1.0 | . | 3 | 10 | . | 1 | . |
| 14 | FERNANDES, C. | 1 | 3 | . | 3 | 0.0 | . | . | . | . | . | . | 3 | 8 | 1 | 9 | 1.0 | . | . | . | . | . | . |
| 0F | MCCLAIN, K. | 1 | 2 | 1 | 3 | 0.5 | . | . | . | . | . | . | 38 | 167 | 76 | 243 | 8.5 | 2 | 5 | 6 | 1 | 4 | . |
| 15 | TAUAALO, T.J. | 1 | 2 | 1 | 3 | 1.0 | 1 | . | . | . | . | . | 26 | 33 | 22 | 55 | 5.0 | 3 | . | 1 | 1 | 1 | . |
| 27 | PRESTON, Ashton | 1 | 3 | . | 3 | 1.0 | . | . | . | . | . | . | 24 | 35 | 16 | 51 | 5.5 | 1 | 1 | 2 | . | 1 | . |
| 49 | YOUNG, Roderick | 1 | . | 2 | 2 | 0.0 | . | . | . | . | . | . | 25 | 26 | 32 | 58 | 5.5 | 2 | . | . | 1 | . | . |
| 17 | OZUGWU, Joe | 1 | . | 2 | 2 | 0.0 | . | . | . | . | . | . | 1 | . | 2 | 2 | 0.0 | . | . | . | . | . | . |
| 2A | DAVIS, Tyreke | 1 | 1 | 1 | 2 | 0.0 | . | . | . | . | . | . | 1 | 1 | 1 | 2 | 0.0 | . | . | . | . | . | . |
| 26 | SANDERS, Makyle | 1 | 1 | 1 | 2 | 0.0 | . | . | . | . | . | . | 1 | 1 | 1 | 2 | 0.0 | . | . | . | . | . | . |
| 44 | MOORE, Sid | 1 | . | 1 | 1 | 0.0 | . | . | . | . | . | . | 21 | 11 | 11 | 22 | 4.5 | 2 | . | . | . | . | . |
| 42 | MANN, Corey | 1 | 1 | . | 1 | 0.0 | . | . | 1 | . | . | . | 1 | 1 | . | 1 | 0.0 | . | . | 1 | . | . | . |
| 37 | GARNER, Brandon | 1 | 1 | . | 1 | 0.0 | . | . | . | . | . | . | 23 | 48 | 21 | 69 | 10.0 | 5 | . | . | 2 | . | . |
| 96 | KRASNIQI, Tony | 1 | 1 | . | 1 | 1.0 | 1 | . | . | . | . | . | 1 | 1 | . | 1 | 1.0 | 1 | . | . | . | . | . |
| 25 | TUCKER, Andrew | 1 | . | 1 | 1 | 0.0 | . | . | . | . | . | . | 34 | 11 | 3 | 14 | 0.0 | . | . | . | . | . | . |
| 11 | JOHNSON, Cam | 1 | 1 | . | 1 | 0.0 | . | . | . | . | . | . | 1 | 1 | . | 1 | 0.0 | . | . | . | . | . | . |
| 50 | HAMILTON, L. | 1 | 1 | . | 1 | 0.0 | . | . | . | . | . | . | 13 | 7 | 3 | 10 | 3.0 | 1 | . | . | . | . | . |
| 9 | BROOKS, Nate | 1 | . | 1 | 1 | 0.5 | . | . | . | . | . | . | 24 | 63 | 33 | 96 | 6.0 | 1 | 4 | 7 | . | 2 | . |
| 9C | PATTERSON, B. | 1 | 1 | . | 1 | 0.0 | . | . | . | . | . | . | 1 | 1 | . | 1 | 0.0 | . | . | . | . | . | . |
| 90 | JOHNSON, Ti. | 1 | . | . | . | 0.0 | . | . | . | . | . | . | 31 | 18 | 11 | 29 | 6.0 | 5 | . | . | . | . | . |
| Total | | 1 | 40 | 26 | 66 | 5 | 2 | 1 | 5 | 1 | 1 | . | | | | | | | | | | | |
| Opponents | | 1 | 51 | 38 | 89 | 4 | 2 | . | 2 | 1 | . | . | | | | | | | | | | | |

2017 Individual Game Highs

| | | |
|---------------------|------|---|
| Rushes | 18 | SMITH, Nic vs Lamar (Sep 02, 2017) |
| Yards Rushing | 176 | WILSON, Jeffery vs Lamar (Sep 02, 2017) |
| TD Rushes | 3 | WILSON, Jeffery vs Lamar (Sep 02, 2017) |
| Long Rush | 62 | WILSON, Jeffery vs Lamar (Sep 02, 2017) |
| Pass attempts | 21 | FINE, Mason vs Lamar (Sep 02, 2017) |
| Pass completions | 15 | FINE, Mason vs Lamar (Sep 02, 2017) |
| Yards Passing | 224 | FINE, Mason vs Lamar (Sep 02, 2017) |
| TD Passes | 3 | FINE, Mason vs Lamar (Sep 02, 2017) |
| Long Pass | 44 | FINE, Mason vs Lamar (Sep 02, 2017) |
| Receptions | 4 | GUYTON, Jalen vs Lamar (Sep 02, 2017) |
| | 4 | SMITH, Nic vs Lamar (Sep 02, 2017) |
| Yards Receiving | 70 | LAWRENCE, M. vs Lamar (Sep 02, 2017) |
| TD Receptions | 1 | JACKSON, Q. vs Lamar (Sep 02, 2017) |
| | 1 | SMITH, Nic vs Lamar (Sep 02, 2017) |
| | 1 | LAWRENCE, M. vs Lamar (Sep 02, 2017) |
| Long Reception | 44 | LAWRENCE, M. vs Lamar (Sep 02, 2017) |
| Field Goals | 1 | MOORE, Trevor vs Lamar (Sep 02, 2017) |
| Long Field Goal | 24 | MOORE, Trevor vs Lamar (Sep 02, 2017) |
| Punts | 3 | KENWORTHY, A. vs Lamar (Sep 02, 2017) |
| Punting Avg | 36.3 | KENWORTHY, A. vs Lamar (Sep 02, 2017) |
| Long Punt | 39 | KENWORTHY, A. vs Lamar (Sep 02, 2017) |
| Punts inside 20 | 2 | KENWORTHY, A. vs Lamar (Sep 02, 2017) |
| Long Punt Return | 8 | JENKINS, Eric vs Lamar (Sep 02, 2017) |
| Long Kickoff Return | 29 | DARDEN, Jaelon vs Lamar (Sep 02, 2017) |
| Tackles | 7 | MUHAMMAD, K. vs Lamar (Sep 02, 2017) |
| Sacks | 1.0 | TAUAAALO, T.J. vs Lamar (Sep 02, 2017) |
| | 1.0 | KRASNIQI, Tony vs Lamar (Sep 02, 2017) |
| Tackles For Loss | 1.0 | TAUAAALO, T.J. vs Lamar (Sep 02, 2017) |
| | 1.0 | PRESTON, Ashton vs Lamar (Sep 02, 2017) |
| | 1.0 | MCDONALD, C. vs Lamar (Sep 02, 2017) |
| | 1.0 | KRASNIQI, Tony vs Lamar (Sep 02, 2017) |
| Interceptions | 1 | LEMASTERS, W. vs Lamar (Sep 02, 2017) |

2017 Team Game Highs

| | | |
|------------------|------|-------------------------|
| Rushes | 60 | vs Lamar (Sep 02, 2017) |
| Yards Rushing | 436 | vs Lamar (Sep 02, 2017) |
| Yards Per Rush | 7.3 | vs Lamar (Sep 02, 2017) |
| TD Rushes | 5 | vs Lamar (Sep 02, 2017) |
| Pass attempts | 24 | vs Lamar (Sep 02, 2017) |
| Pass completions | 17 | vs Lamar (Sep 02, 2017) |
| Yards Passing | 232 | vs Lamar (Sep 02, 2017) |
| Yards Per Pass | 9.7 | vs Lamar (Sep 02, 2017) |
| TD Passes | 3 | vs Lamar (Sep 02, 2017) |
| Total Plays | 84 | vs Lamar (Sep 02, 2017) |
| Total Offense | 668 | vs Lamar (Sep 02, 2017) |
| Yards Per Play | 8.0 | vs Lamar (Sep 02, 2017) |
| Points | 59 | vs Lamar (Sep 02, 2017) |
| Sacks By | 2 | vs Lamar (Sep 02, 2017) |
| First Downs | 31 | vs Lamar (Sep 02, 2017) |
| Penalties | 5 | vs Lamar (Sep 02, 2017) |
| Penalty Yards | 40 | vs Lamar (Sep 02, 2017) |
| Turnovers | 1 | vs Lamar (Sep 02, 2017) |
| Interceptions By | 1 | vs Lamar (Sep 02, 2017) |
| Punts | 3 | vs Lamar (Sep 02, 2017) |
| Punting Avg | 36.3 | vs Lamar (Sep 02, 2017) |
| Long Punt | 39 | vs Lamar (Sep 02, 2017) |
| Punts inside 20 | 2 | vs Lamar (Sep 02, 2017) |
| Long Punt Return | 8 | vs Lamar (Sep 02, 2017) |

2017 Opponent Individual Game Highs

| | | |
|---------------------|------|--|
| Rushes | 11 | King, Kendrick, vs Lamar (Sep 02, 2017) |
| Yards Rushing | 37 | King, Kendrick, vs Lamar (Sep 02, 2017) |
| Long Rush | 12 | Colbert jr., Da, vs Lamar (Sep 02, 2017) |
| Pass attempts | 28 | Colbert jr., Da, vs Lamar (Sep 02, 2017) |
| Pass completions | 14 | Colbert jr., Da, vs Lamar (Sep 02, 2017) |
| Yards Passing | 140 | Colbert jr., Da, vs Lamar (Sep 02, 2017) |
| TD Passes | 2 | Colbert jr., Da, vs Lamar (Sep 02, 2017) |
| Long Pass | 68 | Colbert jr., Da, vs Lamar (Sep 02, 2017) |
| Receptions | 7 | Giles, Zae, vs Lamar (Sep 02, 2017) |
| Yards Receiving | 79 | Hawthorne, Mart, vs Lamar (Sep 02, 2017) |
| TD Receptions | 1 | Wood, Jarod, vs Lamar (Sep 02, 2017) |
| | 1 | Hawthorne, Mart, vs Lamar (Sep 02, 2017) |
| Long Reception | 68 | Hawthorne, Mart, vs Lamar (Sep 02, 2017) |
| Punts | 7 | Slaydon, Tyler, vs Lamar (Sep 02, 2017) |
| Punting Avg | 37.6 | Slaydon, Tyler, vs Lamar (Sep 02, 2017) |
| Long Punt | 45 | Slaydon, Tyler, vs Lamar (Sep 02, 2017) |
| Punts inside 20 | 2 | Slaydon, Tyler, vs Lamar (Sep 02, 2017) |
| Long Kickoff Return | 41 | Giles, Zae, vs Lamar (Sep 02, 2017) |
| Tackles | 11 | Randle jr., Rod, vs Lamar (Sep 02, 2017) |
| Sacks | 1.0 | Hampton, Camero, vs Lamar (Sep 02, 2017) |
| | 1.0 | Crosley, Daniel, vs Lamar (Sep 02, 2017) |
| Tackles For Loss | 1.5 | Hampton, Camero, vs Lamar (Sep 02, 2017) |
| | 1.5 | Crosley, Daniel, vs Lamar (Sep 02, 2017) |

2017 Opponent Team Game Highs

| | | |
|------------------|------|-------------------------|
| Rushes | 33 | vs Lamar (Sep 02, 2017) |
| Yards Rushing | 86 | vs Lamar (Sep 02, 2017) |
| Yards Per Rush | 2.6 | vs Lamar (Sep 02, 2017) |
| Pass attempts | 41 | vs Lamar (Sep 02, 2017) |
| Pass completions | 20 | vs Lamar (Sep 02, 2017) |
| Yards Passing | 180 | vs Lamar (Sep 02, 2017) |
| Yards Per Pass | 4.4 | vs Lamar (Sep 02, 2017) |
| TD Passes | 2 | vs Lamar (Sep 02, 2017) |
| Total Plays | 74 | vs Lamar (Sep 02, 2017) |
| Total Offense | 266 | vs Lamar (Sep 02, 2017) |
| Yards Per Play | 3.6 | vs Lamar (Sep 02, 2017) |
| Points | 14 | vs Lamar (Sep 02, 2017) |
| Sacks By | 2 | vs Lamar (Sep 02, 2017) |
| First Downs | 15 | vs Lamar (Sep 02, 2017) |
| Penalties | 3 | vs Lamar (Sep 02, 2017) |
| Penalty Yards | 15 | vs Lamar (Sep 02, 2017) |
| Turnovers | 2 | vs Lamar (Sep 02, 2017) |
| Punts | 9 | vs Lamar (Sep 02, 2017) |
| Punting Avg | 36.7 | vs Lamar (Sep 02, 2017) |
| Long Punt | 45 | vs Lamar (Sep 02, 2017) |
| Punts inside 20 | 3 | vs Lamar (Sep 02, 2017) |

2017 Long Plays

20-YARD PLUS PLAYS

| Yds | Type | Player(s) | Opponent |
|-----|------|--------------------------------|----------|
| 62* | Rush | WILSON, Jeffery | Lamar |
| 49 | Rush | WILSON, Jeffery | Lamar |
| 44* | Pass | LAWRENCE, M. from FINE, Mason | Lamar |
| 35 | Pass | GUYTON, Jalen from FINE, Mason | Lamar |
| 32 | Rush | SMITH, Nic | Lamar |
| 31* | Pass | JACKSON, Q. from FINE, Mason | Lamar |
| 29 | KR | DARDEN, Jaelon | Lamar |
| 28 | Rush | SHANBOUR, Quinn | Lamar |

* touchdown scored on play

LONG PLAYS BY THE NUMBERS

| Long Plays By Yards | No. | TD |
|---------------------|-----|----|
| 100+ | 0 | 0 |
| 90-99 | 0 | 0 |
| 80-89 | 0 | 0 |
| 70-79 | 0 | 0 |
| 60-69 | 1 | 1 |
| 50-59 | 0 | 0 |
| 40-49 | 2 | 1 |
| 30-39 | 3 | 1 |
| 20-29 | 2 | 0 |

| Long Plays By Type | No. | TD |
|--------------------|-----|----|
| Rushing | 4 | 1 |
| Passing | 3 | 2 |
| Punt returns | 0 | 0 |
| Kick returns | 1 | 0 |
| Interceptions | 0 | 0 |
| Fumble returns | 0 | 0 |
| Other | 0 | 0 |
| TOTAL | 8 | 3 |

20-YARD PLUS BY PLAYER

| Player | No. | TD | R | P | KR | PR | IR | FR |
|-----------------|-----|----|---|---|----|----|----|----|
| WILSON, Jeffery | 2 | 1 | 2 | 0 | 0 | 0 | 0 | 0 |
| LAWRENCE, M. | 1 | 1 | 0 | 1 | 0 | 0 | 0 | 0 |
| JACKSON, Q. | 1 | 1 | 0 | 1 | 0 | 0 | 0 | 0 |
| SHANBOUR, Quinn | 1 | 0 | 1 | 0 | 0 | 0 | 0 | 0 |
| DARDEN, Jaelon | 1 | 0 | 0 | 0 | 1 | 0 | 0 | 0 |
| GUYTON, Jalen | 1 | 0 | 0 | 1 | 0 | 0 | 0 | 0 |
| SMITH, Nic | 1 | 0 | 1 | 0 | 0 | 0 | 0 | 0 |
| TOTAL | 8 | 3 | 4 | 3 | 1 | 0 | 0 | 0 |

LONGEST PLAYS OF THE YEAR

- Rushing
62 WILSON, Jeffery vs Lamar (9/2/2017)
- Rushing Touchdown
62 WILSON, Jeffery vs Lamar (9/2/2017)
- Passing
44 LAWRENCE, M. from FINE, Mason vs Lamar (9/2/2017)
- Passing Touchdown
44 LAWRENCE, M. from FINE, Mason vs Lamar (9/2/2017)
- Punt Return
8 JENKINS, Eric vs Lamar (9/2/2017)
- Kick Return
29 DARDEN, Jaelon vs Lamar (9/2/2017)
- Interception Return
0 LEMASTERS, W. vs Lamar (9/2/2017)
- Fumble Return
None
- Punt
39 KENWORTHY, A. vs Lamar (9/2/2017)
- Field Goal
24 MOORE, Trevor vs Lamar (9/2/2017)

2017 Participation

| | | | |
|----|-----------------|-----|-------|
| 74 | ANTHONY, C. | 1/- | XXX |
| 54 | BARR, Creighton | 1/1 | START |
| 9 | BROOKS, Nate | 1/1 | START |
| 1A | CASON, Mitch | 1/- | XXX |
| 1E | CHUMLEY, Caleb | 1/- | XXX |
| 84 | DARDEN, Jaelon | 1/- | XXX |
| 2A | DAVIS, Tyreke | 1/- | XXX |
| 89 | DUHON, Kam | 1/- | XXX |
| 29 | DURHAM, Nate | 1/- | XXX |
| 22 | EJIYA, E.J. | 1/1 | START |
| 14 | FERNANDES, C. | 1/- | XXX |
| 6 | FINE, Mason | 1/1 | START |
| 99 | FLUSCHE, Andy | 1/- | XXX |
| 37 | GARNER, Brandon | 1/1 | START |
| 73 | GUNTER, Garrett | 1/- | XXX |
| 0I | GUYTON, Jalen | 1/1 | START |
| 82 | HAIR-GRIFFIN, D | 1/- | XXX |
| 16 | HALL, Kemon | 1/1 | START |
| 50 | HAMILTON, L. | 1/- | XXX |
| 46 | HOSLEY, C. | 1/- | XXX |
| 13 | JACKSON, Q. | 1/- | XXX |
| 2 | JENKINS, Eric | 1/- | XXX |
| 11 | JOHNSON, Cam | 1/- | XXX |
| 2F | JOHNSON, Evan | 1/- | XXX |
| 90 | JOHNSON, Ti. | 1/1 | START |
| 36 | KENWORTHY, A. | 1/- | XXX |
| 96 | KRASNIQI, Tony | 1/- | XXX |
| 32 | LAWRENCE, M. | 1/1 | START |
| 20 | LEMASTERS, W. | 1/- | XXX |
| 4D | MAKI, Cannon | 1/- | XXX |
| 42 | MANN, Corey | 1/- | XXX |
| 79 | MAYFIELD, Riley | 1/1 | START |
| 0F | MCCLAIN, K. | 1/1 | START |
| 41 | MCDONALD, C. | 1/1 | START |
| 23 | MEANS, Connor | 1/- | XXX |
| 39 | MOORE, Jameel | 1/- | XXX |
| 44 | MOORE, Sid | 1/1 | START |
| 30 | MOORE, Trevor | 1/- | XXX |
| 60 | MOSE, Sosaia | 1/1 | START |
| 4 | MUHAMMAD, K. | 1/1 | START |
| 68 | MUNDEN, Chett | 1/- | XXX |
| 71 | MURRAY, Jordan | 1/1 | START |
| 17 | OZUGWU, Joe | 1/- | XXX |
| 52 | PAHINUI, Jevin | 1/- | XXX |
| 9C | PATTERSON, B. | 1/- | XXX |
| 27 | PRESTON, Ashton | 1/1 | START |
| 24 | ROBINSON, T. | 1/- | XXX |
| 0B | RUTHERFORD, O. | 1/- | XXX |
| 26 | SANDERS, Makyle | 1/- | XXX |
| 19 | SHANBOUR, Quinn | 1/- | XXX |
| 1 | SMILEY, Turner | 1/1 | START |
| 87 | SMITH, Kelvin | 1/1 | START |
| 21 | SMITH, Nic | 1/- | XXX |
| 15 | TAJUALO, T.J. | 1/- | XXX |
| 78 | THOMAS, Jalen | 1/- | XXX |
| 25 | TUCKER, Andrew | 1/- | XXX |
| 1I | UMEAKUANA, N. | 1/- | XXX |
| 3 | WILSON, Jeffery | 1/1 | START |
| 77 | WOODWORTH, Elex | 1/1 | START |
| 49 | YOUNG, Roderick | 1/1 | START |