



North Texas Football

Assistant Athletic Director of Communications (Football contact): Jordan Stepp
 Phone: (805) 551-8648 • Email: jordan.stepp@unt.edu

Website: MeanGreenSports.com • Facebook: Facebook.com/MeanGreenFB • Twitter: @MeanGreenFB • Instagram: @MeanGreenFB • #GMG • #NewDenton

2017 SCHEDULE

Overall: 0-0 • C-USA: 0-0

DATE	OPPONENT	TIME/RESULT
9/2	vs. Lamar ~ ESPN 3	6 p.m.
9/9	at SMU ~ ESPN 3	6 p.m.
9/16	at Iowa ~ ESPN 2	2:30 p.m.
9/23	vs. UAB*~ beIN SPORTS	5:30 p.m.
9/30	at Southern Miss*~	6 p.m.
10/14	vs. UTSA*~	5:30 p.m.
10/21	at Florida Atlantic*~ ESPN 3	TBD
10/28	vs. Old Dominion*~ ESPN 3	5:30 p.m.
11/4	at Louisiana Tech*~	2:30 p.m.
11/11	vs. UTEP*~ ESPN 3	4 p.m.
11/18	vs. Army~ beIN SPORTS	5:30 p.m.
11/25	at Rice*~ ESPN 3	12 p.m.

*Denotes Conference USA Contest, ~ Mean Green Radio Network All Game Times Listed in CT and are subject to change

By The Numbers

11

Senior RB Jeffery Wilson enters the 2017 season ranked 11th in school history in career rushing yards (1,990)

9.6




The Mean Green improved their scoring output in 2016 by 9.6 ppg in Head Coach Seth Littrell's first season at the helm, which was the 11th-best turnaround in the nation

8.7

North Texas improved its scoring defense in 2016, lowering its points per game allowed by 8.7 ppg from 2015. It was the 13th-best turnaround in the country in that category.

99

Junior kicker Trevor Moore has made 99 consecutive extra points heading into the 2017 season opener, a school record

@MeanGreenFB   

North Texas

MEAN GREEN (0-0, 0-0 C-USA)



North Texas (0-0, 0-0 C-USA) enters the 2017 season after a strong first year under head coach Seth Littrell that saw the Mean Green finish 5-8 and make an appearance in the 2016 Zaxby's Heart of Dallas Bowl. North Texas will take on Football Championship Subdivision foe Lamar (0-0, 0-0 Southland) Saturday at 6 p.m. at Apogee Stadium.

Saturday's game will be broadcast live on ESPN3 with Doug Anderson (pxp) and LaDarrin McLane (analyst) as well as on the Mean Green Radio Network with Dave Barnett (pxp) and Hank Dickenson (analyst). Live updates for Saturday's game will be available on Twitter @MeanGreenFB and fans are also encouraged to head to MeanGreenSports.com for game recaps and additional content throughout the remainder of the season.

North Texas' Top Storylines, Streaks & Trends

Next Up

The Mean Green travel to face Metroplex rival SMU on Saturday, Sept. 9 at 6 p.m. CT at Gerald J. Ford Stadium in Dallas. That game will be broadcast live on ESPN3 and the Mean Green Radio Network.

Series History

North Texas and Lamar have met six times previously, with the Mean Green winning four of those contests.

Saturday's meeting is the first in 31 years, as North Texas knocked off the Cardinals 33-13 in Beaumont on October 21, 1986.

The last time the pair met in Denton, North Texas blanked the Cardinals 20-0 on November 9, 1985.

Season Openers

North Texas enters Saturday's tilt with a 38-60-3 record in season-openers. North Texas is 6-4 in its last 10 season-openers in Denton, dating back to the 1990 season, when it opened with a 20-7 win over Alcorn State.

North Texas vs. Lamar

Date Sat., Sept. 2 | 6 p.m. CT
 Venue Apogee Stadium
 Location..... Denton, Texas
 Live Stats MeanGreenSports.com
 Live Tweets @MeanGreenFB
 TV ESPN3
 Radio KHYI 95.3 FM
 KNTU 88.1 FM
 KGAF 1580 AM
 Series UNT leads 4-2
 Last Meeting ..North Texas 33,
 Lamar 13 in Beaumont, Texas,
 on 10/21/86

LAMAR

CARDINALS (0-0, 0-0 SOUTHLAND)



Home Openers

The Mean Green enter Saturday's match-up with Lamar with a 3-7 record in their last 10 home openers.

Langston's Lamar Connection

Offensive line coach Chuck Langston is in his first season in Denton in 2017 and kicks off the season against a familiar foe. Langston spent the last five years in his hometown of Beaumont, Texas, with the Cardinals, four in a coaching capacity. Langston was the director of football operations in 2012 before joining the coaching staff in 2013. He also served as Lamar's offensive coordinator/offensive line coach each of the past two years. Langston's son, Christian is also a freshman deep snapper for the Cardinals.

Creeping Up on 500

The Mean Green picked up their 498th victory in program history on November 19, 2016 when they defeated Southern Miss. With a win Saturday against Lamar, they would be just one win shy of No. 500 as a program.

McClain Leads Mean Green Defense

A preseason All-Conference USA selection for the second consecutive year, senior safety Kishawn McClain (Rosenberg, Texas) garnered second team All-Conference honors in 2016 in Conference USA. For the second straight season, McClain led the team in tackles with 91 (67 solo) to go along with one-and-a-half sacks, five tackles for loss, three interceptions, two forced fumbles and three pass break-ups in 13 appearances.

* McClain had double-digit tackles four different times in 2016.

* McClain led the team in tackles in 2015, recording 110 as a sophomore, which ranked in the top 10 nationally.

Wonderful Wilson

Mean Green senior running back Jeffery Wilson (Elkhart, Texas) scored 14 rushing touchdowns in 2016, which was the fourth-most rushing touchdowns in a single season in school history.

Top Five in Single-Season Rushing TDs

1. Patrick Cobbs, 2003 – 19
2. Jamario Thomas, 2004 – 17
Lance Dunbar, 2009 – 17
4. Jeffery Wilson, 2016 – 14

Wilson finished 2016 with 169 carries for 936 yards, which was a career high for a single season in just 11 games.

* Wilson now has rushed for 1,990 yards in his career, which places him 11th in school history. Wilson is just 87 yards shy of the 10 spot, which is held by Terrance Brown (2,077 yards).

* Wilson ranks 12th in school history in rushing touchdowns with 16 in his career and is just one shy of tying the 10 spot, which is currently held by Mitch Maher (1991-94) and Brandin Byrd (2010-13).

* Wilson was also a factor as a receiver in 2016, catching 29 passes for 247 yards and another score.

Brilliant Brooks

Junior defensive back Nate Brooks (Whitehouse, Texas) was named, along with senior safety Kishawn McClain (Rosenberg, Texas) to the preseason All-Conference team by Conference USA. Brooks had a tremendous campaign in a starting role

at corner last season and led the team and ranked 31st in the country with four interceptions.

* He was also the team's fourth-leading tackler with 57 stops (36 solo), four picks, four pass break-ups, a sack and a pair of forced fumbles. North Texas only had four interceptions as a team in 2015, a feat that Brooks has equaled by himself.

* Brooks' four interceptions ranked second in Conference USA (behind only Louisiana Tech's Xavier Woods, who had five).

Fine, Hamilton, Looking To Build On Freshman Campaigns

Sophomore quarterback Mason Fine (Locust Grove, Oklahoma) made nine starts at quarterback as a true freshman a year ago. He completed 155-of-261 passes in his 10 appearances for 1,572 yards with six touchdowns and five interceptions, as well as two rushing touchdowns. Fine was named as Conference USA's All-Freshman quarterback.

Defensive end LaDarius Hamilton (Corrigan, Texas) had nine tackles, three for a loss and a sack on his way to Conference USA All-Freshman honors.

Moore, Moore, Moore

Senior kicker Trevor Moore holds the school record for most consecutive made extra points. The Edmond, Oklahoma, native pushed his school record to 99 straight made PATs after going 4-for-4 in the 2016 Zaxby's Heart of Dallas Bowl. Moore has never missed an extra point attempt in his career. Moore broke the record of 61 that was previously held by Keith Chapman (1987-89) on September 10 in a win over Bethune-Cookman last season

* Moore finished 2016 41-for-41 and North Texas was just one of two teams in Conference USA to have not missed an extra point (Florida Atlantic)

* Moore holds the school record for field goal percentage (75.0%) through the first three years of his career. In total, Moore sits atop seven statistical categories in school history heading into his final season in Denton. In addition to field goal percentage in a single season as well as career and most consecutive extra points made, Moore also is the leader in extra point percentage in a single season

as well as career (100%), extra points made in a single game (11 against Nicholls in 2014) and field goals made in a single game (five against SMU in 2014).

* Moore ranks inside the top three in four other North Texas statistical categories, and is fourth among active NCAA Football Bowl Subdivision kickers in consecutive extra points made. The senior looks to wrap his career as the most decorated kicker in North Texas history. His 99 extra points made are second all-time to Nick Bazaldua's (2002-05) 121, and if he maintains his average of 33 more extra points in a season, Moore will finish his career as the all-time leader in that category as well (132).

Most Consecutive Extra Points Made (active NCAA FBS kickers)

1. Daniel Carlson, Sr., Auburn – 141
2. Aaron Medley, Sr., Tennessee – 116
3. Sean Nurenberger, Sr., Ohio State – 106
4. Trevor Moore, Sr., North Texas – 99

Trevor Moore FG's (9-for-13) in 2016

1-19 yards	1-1	(19)
20-29 yards	3-3	(20) (20) (26)
30-39 yards	3-3	(31) (39) (37)
40-49 yards	1-5	46x, 49x, 44x, 47x, (45)
50+ yards	1-1	(51)

#18Wheeler

Senior linebacker Joshua Wheeler (Grand Prairie, Texas) played in 12 games in 2016 and finished with 42 tackles (26 solo) and 5.5 sacks. He was eighth in the conference in sacks and led the team. Wheeler also forced a pair of fumbles on the year.

* Wheeler plays the jack linebacker position, a North Texas term for a hybrid linebacker and defensive end.

* Wheeler earned All-Conference honorable mention recognition from C-USA coaches.

Jenkins Looks To Mirror Huge Impact From 2016

North Texas senior corner Eric Jenkins (New Orleans) had the second-most passes defended in Conference USA in 2016, with 13 (10 passes broken up).

* Jenkins ranked second in C-USA and tied for 21st nationally at 1.18 passes defended per game.

* The NCAA defines passes defended as

MEDIA AVAILABILITY FOR WEEK 1

28	29	30	31	1	2	3
No Media Availability	Practice at Athletic Center 8:55 a.m. Seth Littrell Press Conference 11:30 a.m. Team Meeting Room, Ground floor of Athletic Center Only day for player availability immediately following press conference	Practice at Athletic Center Seth Littrell available for out of town media No player availability	Practice at Athletic Center No player availability	Walk through at Athletic Center No player availability	Kickoff vs. Lamar at 6 p.m. CT	Player Conditioning at the Athletic Center

NORTH TEXAS MEDIA SERVICES

Who to contact:

Jordan Stepp: 940-369-8329 (Office)
805-551-8648 (Cell)
E-mail: jordan.stepp@unt.edu

Eric Capper: 940-565-2476 (Office)
940-367-0727 (Cell)
E-mail: eric.capper@unt.edu

Practice Coverage

Media has limited access to North Texas football practice. The media may view the first 20 minutes of practices on Tuesday and Wednesday. The remaining practice is closed to all media and fans.

Credentials For Media

Those wishing to cover North Texas must contact Jordan Stepp for credentials for home and away games.

Tuesday Press Conference

Head coach Seth Littrell's weekly media availability for local media will be conducted at a press conference on Tuesday in the Team Meeting Room on the bottom floor of the Athletic Center following practice around 11:30 a.m.

Post-Practice Interviews

Interviews following practice on Tuesday will be conducted only for requested players. **Requests for players should be made in advance through the athletic communications office by Monday at 12 p.m.** Special exemptions may be granted to those media wishing to interview a specific student-athlete before practice or on a different day at the discretion of the athletic communications office.

All out of town media with requests for Coach Littrell, assistant coaches or players must contact Jordan Stepp.

Post-Game Interviews

The North Texas locker room is closed to all members of the media. Head coach Seth Littrell and requested players will be available for interviews following a brief cooling off period. Postgame interviews at Apogee Stadium will be held in the team meeting room in the Athletic Center.



COLLEGEPRESSBOX.COM IS THE OFFICIAL MEDIA WEBSITE FOR DIVISION I FOOTBALL. ACCESS AND DOWNLOAD WEEKLY GAME NOTES, QUOTES, STATISTICS, MEDIA GUIDES, HEADSHOTS, LOGOS AND MORE FOR EACH CONFERENCE AND ITS MEMBER SCHOOLS. LOGIN INFORMATION WILL BE DISTRIBUTED TO ACCREDITED MEDIA OR YOU CAN APPLY FOR A PASSWORD BY SENDING AN E-MAIL TO PASSWORD@COLLEGEPRESSBOX.COM.

a combination of pass break-ups, and interceptions.

All Smiley(s)

Senior wide receiver Turner Smiley (Frisco, Texas) finished his 2016 season factoring into the Mean Green offense in a big way in the final three games of the regular season. Smiley caught 20 passes for 266 yards and two scores in his last three games played (November 19 vs. Southern Miss, November 26 at UTEP and the Zaxby's Heart of Dallas Bowl on December 27), while catching 13 for 123 yards and no scores in his previous eight games.

* Smiley's strongest single game performance was the best by a North Texas receiver last season. He caught seven passes for 162 yards and two touchdowns, which at the time were all career highs, in the win over Southern Miss in Denton. His new career high in catches is eight, after his eight catch, 79 yard performance in the bowl game.

Presto(n)!

Junior nickelback Ashton Preston (Edmond, Oklahoma) finished the 2016 season with 40 tackles (24 solo) with an interception, a sack, four-and-a-half tackles for loss and a forced fumble in 12 appearances.

* Preston shared time at the nickel position with senior Dee Baukman (Bainbridge, Georgia) last year.

Dee-Lightful

Senior nickelback Dee Baukman (Bainbridge, Georgia) concluded the 2016 season with 35 tackles (20 solo) with two-and-a-half sacks and five-and-a-half tackles for loss in 12 appearances.

Garner Aims To Build On Strong Sophomore Season

Redshirt junior linebacker Brandon

NORTH TEXAS QUICK FACTS

LOCATION	DENTON, TEXAS
FOUNDED	1890
PRESIDENT	DR. NEAL SMATRESK
ENROLLMENT	36,222
FOUNDED	1890
ATHLETIC DIRECTOR	WREN BAKER
NICKNAME	MEAN GREEN
COLORS	GREEN AND WHITE
HOME FIELD	APOGEE STADIUM
CAPACITY	30,850
SURFACE	ARTIFICIAL
FIRST YEAR OF FOOTBALL	1913
YEARS OF FOOTBALL	103
CONFERENCE	CONFERENCE USA
HEAD COACH	SETH LITRELL
OVERALL RECORD	5-8 (2ND SEASON)
RECORD AT NORTH TEXAS	5-8 (2ND SEASON)
PRIMARY OFFENSE	SPREAD
PRIMARY DEFENSE	MULTIPLE

MEAN GREEN TEAM RECORD

OVERALL	498-497-33
HOME	267-149-12
AWAY	228-341-21
NEUTRAL	3-6
SINCE DIV. I-A (1995)	87-172
APOGEE STADIUM RECORD	20-14

VERSUS OTHER FBS CONFERENCES

AAC	1-1
ACC	0-4
BIG EAST	0-1
BIG 12	7-58
BIG 10	1-2
CONFERENCE USA	45-69-1
INDEPENDENT	3-4
MID-AMERICAN	3-5
MOUNTAIN WEST	7-15
PAC-12	2-4
SEC	3-37
SUN BELT	41-46
WAC	34-75-2

CURRENT TEAM STREAKS

WINS	0
HOME WINS	1
AWAY WINS	0
C-USA WINS	0
LOSSES	2
HOME LOSSES	0
AWAY LOSSES	3
NON-CONFERENCE WINS	0
NON-CONFERENCE LOSSES	1

THE MEAN GREEN

ALL NORTH TEXAS ATHLETIC TEAMS ARE REFERRED TO AS "NORTH TEXAS" AND THE "MEAN GREEN." DO NOT USE THE TERMS "NORTH TEXAS STATE," OR "EAGLES", TO DESCRIBE A NORTH TEXAS ATHLETIC TEAM.

MEAN GREEN'S RECORD IN 2017 WHEN:

LEADING AT THE HALF.....	0-0
TRAILING AT THE HALF.....	0-0
TIED AT THE HALF.....	0-0
LEADING AFTER THREE QUARTERS.....	0-0
TRAILING AFTER THREE QUARTERS.....	0-0
TIED AFTER THREE QUARTERS.....	0-0
SCORING FIRST.....	0-0
OPPONENT SCORES FIRST.....	0-0
RUNNING MORE PLAYS THAN OPPONENT.....	0-0
OPPONENT RUNS MORE PLAYS.....	0-0
SAME NUMBER OF PLAYS.....	0-0
COMMITTING MORE TURNOVERS.....	0-0
COMMITTING LESS TURNOVERS.....	0-0
TURNOVERS ARE EVEN.....	0-0
COMMITTING AT LEAST TWO TURNOVERS.....	0-0
WINNING TIME OF POSSESSION.....	0-0
OPPONENT WINS TIME OF POSSESSION.....	0-0
RUNNING 70 OR MORE OFF. PLAYS.....	0-0
RUNNING LESS THAN 70 OFF. PLAYS.....	0-0
RUSHING FOR 150 YARDS OR MORE.....	0-0
RUSHING FOR LESS THAN 150 YARDS.....	0-0
PASSING FOR 200 YARDS OR MORE.....	0-0
PASSING FOR LESS THAN 200 YARDS.....	0-0
PASSING % IS OVER 55%.....	0-0
PASSING % IS LESS THAN 55%.....	0-0
THIRD DOWN CONV. IS OVER 40%.....	0-0
THIRD DOWN CONV. IS LESS THAN 40%.....	0-0
THIRD DOWN CONV. IS 40%.....	0-0
GAINING MORE TOTAL YARDS THAN OPP.....	0-0
GAINING LESS TOTAL YARDS THAN OPP.....	0-0
PLAYING AT HOME.....	0-0
PLAYING ON THE ROAD.....	0-0
PLAYING ON NATURAL GRASS.....	0-0
PLAYING ON ARTIFICIAL SURFACE.....	0-0

UNDER HEAD COACH SETH LITRELL:

LEADING AT THE HALF.....	4-0
TRAILING AT THE HALF.....	1-8
TIED AT THE HALF.....	0-0
LEADING AFTER THREE QUARTERS.....	4-0
TRAILING AFTER THREE QUARTERS.....	0-8
SCORING FIRST.....	2-1
OPPONENT SCORES FIRST.....	3-7
RUNNING MORE PLAYS THAN OPPONENT.....	2-3
OPPONENT RUNS MORE PLAYS.....	3-5
SAME NUMBER OF PLAYS.....	0-0
COMMITTING MORE TURNOVERS.....	1-4
WINNING TURNOVER MARGIN.....	3-2
TURNOVERS ARE EVEN.....	1-2
COMMITTING AT LEAST TWO TURNOVERS.....	2-4
WINNING TIME OF POSSESSION.....	2-1
OPPONENT WINS TIME OF POSSESSION.....	3-7
RUNNING 70 OR MORE OFF. PLAYS.....	3-3
RUNNING LESS THAN 70 OFF. PLAYS.....	2-5
RUSHING FOR 150 YARDS OR MORE.....	4-1
RUSHING FOR LESS THAN 150 YARDS.....	1-7
RUSHING FOR 200 YARDS OR MORE.....	3-0
PASSING FOR 200 YARDS OR MORE.....	3-5
PASSING FOR LESS THAN 200 YARDS.....	2-3
PASSING % IS OVER 55%.....	2-5
PASSING % IS LESS THAN 55%.....	3-3
THIRD DOWN CONV. IS OVER 40%.....	2-3
THIRD DOWN CONV. IS LESS THAN 40%.....	2-4
THIRD DOWN CONV. IS 40%.....	1-1
SCORING 20 POINTS OR MORE.....	5-4
SCORING 30 POINTS OR MORE.....	4-1
SCORING 40 POINTS OR MORE.....	2-0
HOLDING OPP. TO 10 POINTS OR LESS.....	0-0
HOLDING OPP. TO 20 POINTS OR LESS.....	2-0
GAINING MORE TOTAL YARDS THAN OPP.....	2-1
GAINING LESS TOTAL YARDS THAN OPP.....	3-7
PLAY AT HOME.....	3-3
PLAYING ON THE ROAD.....	2-4
NEUTRAL SITE.....	0-1

Garner (Mansfield, Texas) had a breakout sophomore season at weakside linebacker in 2016. He posted 50 tackles (32 solo) to go along with three-and-a-half sacks, six tackles for loss, and two fumble recoveries in 12 appearances. He will be counted on in a starting role for the 2017 season.

E.J.'s Big Impact

Junior linebacker E.J. Ejiya was a big part of North Texas' defensive success in 2016 with 43 tackles (26 solo), three-and-a-half of which were for loss on the year in 13 games played.

Quarterback Room

While North Texas returns sophomore quarterback Mason Fine and redshirt junior Quinn Shanbour, the two account for all 11 games played at the division I level by Mean Green quarterbacks. Fine started nine games a year ago, which accounts for all starts in the quarterback room. Junior college transfer Devlin Isadore, redshirt senior Devin O'Hara, and freshmen Mitch Cason (redshirted in 2016) and Cade Pearson have combined for no appearances.

Running Back Depth

The Mean Green return 2016's leading rusher, senior Jeffery Wilson, who had a breakout season last year with 936 yards and 14 touchdowns, but there is also a lot of depth at the position. Redshirt senior Andrew Tucker is a tough runner who made the most of his limited action a year ago, and coaches are very excited about redshirt freshman Nic Smith having an opportunity on the field. Smith finished his high school career as Arlington ISD's all-time leading scorer and the leading rusher in Martin High School's history (3,803 career rushing yards with 66 touchdowns).

Behind that three-headed monster, junior Anthony Wyche returns after showing flashes at times in 2016. A pair of freshmen join the group in Loranger, Louisiana, native Evan Johnson and Duncanville's Tre Siggers each arrive in Denton after standout high school careers.

O-Line Looks To Improve

North Texas' offensive line struggled early in 2016, and despite a big improvement over the course of the season, the group surrendered 43 sacks. The Mean Green return three starters on that unit and have added depth this offseason, in addition to its new offensive line coach, Chuck Langston.

Ending Up Well

The Mean Green enter the 2017 season with a ton of depth at defensive end, which features a large rotation of talented players including: redshirt senior Andy Flusche, senior Tillman Johnson, sophomore LaDarius Hamilton, junior Roderick Young and senior Sid Moore. The depth provides the three-man front the ability to make frequent substitutions and keep them fresh.

Notable Turnaround

First-year head coach Seth Littrell took a team that won just one game in 2015 and led them to a 5-8 record and a bowl berth in his first year. It is only the second time in school history that a first-year head coach took his team to a bowl game, joining Hall of Famer Odus Mitchell, who took his team to the Optimist Bowl in his first year (1946).

Only three teams in 102 years of Mean Green football have had a bigger turnaround in one year, 1966, 1983 and 2013. It is also only the seventh time in school history that a North Texas coach had a +4 win differential from the previous year, and only Hayden Fry did it in his first year prior to Littrell.

* The five wins for the Mean Green in 2016 were the most since 2013 when the team finished 9-4 with a Heart of Dallas Bowl victory over UNLV (36-14).

* 2016 marks only the third time in the last 13 seasons that the Mean Green have won five or more games (2004, 2013 and 2016).

* The four-win improvement for a head coach taking over a new program ranked second in the country behind Central Florida, who was 0-12 during the 2015 season and finished 6-7 with a bowl appearance under Scott Frost last year.

- There were 29 new head coaches at the FBS level heading into 2016.

* The three conference wins for the Mean Green in 2016 were the most since 2013 and were an improvement on a 1-7 C-USA season in 2015.

* The Mean Green finished 2016 3-3 at Apogee Stadium, improving on a 1-5 showing the previous year.

* North Texas finished 2-4 on the road during the 2016 season, improving on a pair of 0-6 showings in 2014 and 2015.

2016 Conference USA Standings

	CONFERENCE			OVERALL		
	W	L	PCT.	W	L	PCT.
EAST						
WKU	7	1	.875	11	3	.786
Old Dominion	7	1	.975	10	3	.769
Middle Tennessee	5	3	.625	8	5	.615
FIU	4	4	.500	4	8	.333
Charlotte	3	5	.375	4	8	.333
Florida Atlantic	2	6	.250	3	9	.250
Marshall	2	6	.250	3	9	.250
WEST						
LA Tech	6	2	.750	8	3	.643
UTSA	5	3	.625	6	7	.462
Southern Miss	4	4	.500	7	6	.538
North Texas	3	5	.375	5	8	.385
UTEP	2	6	.250	4	8	.333
Rice	2	6	.125	3	9	.250

- North Texas was 11-50 on the road in the last 10 seasons prior to 2016.

Littrell's Second Year Boost

Prior to his arrival in Denton, the now 39-year old Littrell was an offensive coordinator in three different stops throughout his career. Each time his offense hit year two, there was an uptick in total offense and points per game. That is certainly the plan for the Mean Green offense, which was much improved in Littrell's first season at the helm.

When Littrell took over as co-offensive coordinator at Arizona (following a one-year stint as running backs/tight ends coach in 2009), the Wildcats ranked 53rd nationally in scoring at 28.2 points per game, 24th in total offense (439.4 per game) and ninth in passing yardage (307.7 per game). Year two saw the Arizona offense score 2.6 points per game more (30.8), and the team improved to the third-best team in the country in terms of passing yardage (370.8 yards per game), as well as a 37-spot improvement in total offense (465.2).

At Indiana in 2012, the Hoosier offense finished 51st in scoring offense (30.8 points per game), 17th in passing offense (311.2) and 34th in total offense (442.0). The Hoosiers then spiked all the way up to 16th nationally in scoring (38.4 points per

game), increasing their output by 7.6 points each game. The passing yards per game actually decreased in 2013, however the total offensive output increased by 66.5 yards per game, and finished ninth in the nation in that category.

At North Carolina the Tar Heels posted a 6-7 record in Littrell's first season in 2014, ranking 36th nationally in scoring offense at 33.2 points per game, while posting 429.8 yards per game of total offense (45th best in the country) and 278.4 yards per game in passing offense (27th in the nation). The 12 games that followed saw the Heels improve immensely in one of the program's most successful seasons in its history. North Carolina went 11-1 before Littrell's was hired by the Mean Green on the day of the ACC Championship game. An 8.9 points per game jump (41.2 through 12 games) saw the Heels rank 11th in the country at that time. A 65.9 yards per game increase in total offense saw North Carolina leap 29 spots in the national rankings to 16th. Like his second-year squad in Bloomington, Littrell's offense saw a more balanced attack, achieving that total offensive bump with a slightly decreased production in passing yardage per game.

No Close Games

North Texas had only one game last season decided by less than a touchdown – a 29-23 win over Southern Miss on November 19. Each of the 12 other games last season were

decided by a touchdown or more, and nine of them were decided by 14 points or more.

The average margin of victory in games that North Texas won was 13.6 points. The average margin of victory by opponents in Mean Green losses was 16.5 points per game.

Tough Sledding

North Texas faced seven teams last year that played in postseason bowl games. North Texas also played five of the other six league bowl teams in 2016, with Old Dominion being the only Conference USA bowl team that the Mean Green didn't face.

There are six teams that reached bowl games a year ago on the Mean Green's 2017 schedule; Iowa, Southern Miss, UTSA, Old Dominion, Louisiana Tech and Army.

Over the 24 Hump

North Texas was 0-7 in 2016 when scoring 24 points or less and 5-1 when scoring more than 24 points. The Mean Green averaged 37.0 points per game in wins and 17.1 points per game in losses.

Offense Up, Defense Down

North Texas improved both its offensive scoring average and defensive scoring average under first-year head coach Seth Littrell and his staff. In 2015, before Littrell and his staff arrived, the Mean Green scored an average of 15.2 points per game and allowed an

average of 41.2 points per game, a difference of 26.0 points per game, while going 1-11. In 2016, Littrell's first at the helm, North Texas averaged 24.8 points on offense and allowed 32.6 points on defense, a difference of just 7.8 points per game. The improvement was equally impressive for both the offense and defense. The 2016 offense (in 13 games) scored 140 points more than 2015's team while the defense was 71 points better than the 2015 team (12 games).

* Offensively, the Mean Green ranked 11th nationally in offensive turnaround in points per game compared to 2015 (9.6).

- The Mean Green ranked second in Conference USA and second among teams in the FBS with new head coaches (out of 29) in that category.

* Defensively, North Texas was 13th nationally in defensive turnaround in points per game compared to 2015 (8.7).

- The Mean Green ranked first in C-USA and second among teams in the FBS with new head coaches. Only UCF was better at a -13.1 margin, which led the country

* Seth Littrell's former team, North Carolina, was -8.4 ppg from when he was the offensive coordinator in 2015.

Holding Halftime Leads

In 12 of the Mean Green's 13 games in 2016, the team leading at halftime went on to win the game. The only second-half comeback this season by either team, was when North Texas trailed Rice 17-14 at the half and came back to win 42-35 in double overtime. In the eight losses for North Texas, the Mean Green trailed at the half by less than a touchdown only twice – a three point deficit to Army in the Zaxby's Heart of Dallas Bowl and a six point deficit to Middle Tennessee on October 1. The average lead by North Texas opponents in those eight losses was 13.4 points. In the five wins, the Mean Green led by an average of 7.6 points at the half.

Picks Picked Up

In 2015 the North Texas defense had just four interceptions and finished the season ranked 121st nationally in that category. Only three Mean Green defenders recorded a pick in 2015. Conversely in 2016, seven North Texas defenders recorded at least one

interception and the team total of 14 ranked tied for 35th among all FBS teams. North Texas had at least one interception in each of the first seven games of the season before cooling off and only getting picks in two of its last six games.

Junior defensive back Nate Brooks (Whitehouse, Texas) intercepted four passes to lead the team in 2016, and also equaled the 2015 team total.

Getting Pressure Gets Results

When North Texas was able to get pressure on the quarterback in 2016, it resulted in team success. When the Mean Green had at least three sacks in a game last season, they were 4-1. The only exception to that was the five sacks against UTSA in a loss on October 31. When North Texas had less than three sacks in a game, it was 1-7.

Coming out Cold

The success, or lack thereof, for North Texas during the 2016 season was predictable by the way it came out of the locker room in the first and third quarter. In the five games that the Mean Green won, they averaged 9.0 points in the first quarter and 9.0 points in the third quarter, which was the two highest scoring averages for any of the four quarters. In the eight losses, North Texas averaged 3.5 points in the first quarter and 3.0 points in the third quarter, which were the two lowest scoring quarters in those games.

Points Off Turnovers

North Texas forced 22 turnovers in 2016, including seven against Army on October 22. The Mean Green scored 70 points off of those 22 turnovers, including at least one touchdown off of a turnover in each of its five wins. In those five wins, North Texas forced 16 turnovers and scored 49 points off of those. In the eight losses, North Texas forced just six turnovers and scored 21 points off of those.

What's The Rush?

North Texas scored 24 rushing touchdowns in 2016 as a team, after reaching the end zone only seven times that way in 2015.

Leading the Way

The Mean Green secondary intercepted 14 passes in 2016. Junior corner Nate Brooks (Whitehouse, Texas) led the team with four, while senior safety Kishawn McClain (Rosenberg, Texas) and senior corner Eric

Jenkins (New Orleans) each had three, and junior nickel Ashton Preston (Edmond, Oklahoma) and sophomore defensive back Khairi Muhammad (Dallas, Texas) each had one.

* North Texas returns 85.7 percent of its interceptions from a year ago (12-of-14)

* North Texas was second in Conference USA in interceptions (Charlotte led the way with 16), and the Mean Green tied for 35th nationally.

* The Mean Green only intercepted four passes as a team in 2015.

* The Mean Green ranked as the best in the conference in passing-defense efficiency (123.9) in 2016.

UNT Second in C-USA in Pass Defense in 2016

The Mean Green ranked second in Conference USA in pass defense last season, allowing just 200.2 yards per game, trailing only Southern Miss.

* Opponents completed just 51.4 percent of passes against the Mean Green in 2016, which was tops in the conference by a margin of over three percent.

* North Texas only allowed 20 passing touchdowns in 13 games in 2016, which was the second fewest allowed in Conference USA.

Mean Green Second in Opponent 4th Downs in 2016

North Texas was the second best team in Conference USA at holding opponents on fourth downs, allowing conversions at a 40.7 percent clip.

* That ranked 27th in the country

Spreading It Around

North Texas had six players with over 20 catches and five with 25 or more in 2016. Former wide receiver Thaddeous Thompson (Cibolo, Texas) led the way with 40 receptions.

Senior receiver Turner Smiley (Frisco) is the team's leading returning receiver, as he caught 33 balls for 389 yards and tied for a team-high two touchdowns.

Mean Green Return Five All-Conference Honorable Mention Players

Five Mean Green student-athletes that earned honorable mention recognition from Conference USA for their performance in 2016 return in 2017. Junior offensive lineman Jordan Murray (Coppell), senior linebacker Joshua Wheeler (Grand Prairie, Texas), senior defensive back Eric Jenkins (New Orleans), junior defensive back Nate Brooks (Whitehouse, Texas), senior kicker Trevor Moore (Edmond, Oklahoma) each were named All-Conference honorable mention by C-USA coaches last season.

Sack City

The Mean Green's 26 sacks in 2016 were seven more than they recorded in 2015 (19) and 16 different players had at least half a sack.

* Senior linebacker Joshua Wheeler led the team with 5.5 sacks, on his way to a Conference USA All-Conference honorable mention nod last year.

Harrell Moves Upstairs

Offensive coordinator Graham Harrell has made the decision to transition from an on-field position up into the press box for his second year in charge of the Mean Green offense.

What's In A (Nick) Name?

A trio of defensive players in Denton have some pretty interesting nicknames. Redshirt junior defensive tackle Ulaiasi Tauaalo (Keller, Texas) is affectionately known as Toala Bear, sophomore defensive lineman LaDarius Hamilton (Corrigan, Texas) goes by Hambone and senior linebacker Joshua Wheeler (Grand Prairie, Texas) is nicknamed Earl.

Texas-Made

There are currently 91 players on the North Texas roster who are from the state of Texas. 29 players are not from the Lone Star State, and the next highest representation comes from the north in Oklahoma, with eight.

Leadership Council

The Mean Green selected 12 members to their 2017 leadership council ahead of fall camp. The members of the leadership council are:

Senior safety Kishawn McClain (Rosenberg, Texas)

Senior nickel Dee Baulkman (Bainbridge, Georgia)

Sophomore defensive end LaDarius Hamilton (Corrigan, Texas)

Junior defensive lineman Roderick Young (Spring, Texas)

Redshirt senior defensive end Andy Flusche (Muenster, Texas)

Senior defensive end Tillman Johnson (Round Rock, Texas)

Senior kicker Trevor Moore (Edmond, Oklahoma)

Junior offensive lineman Jordan Murray (Coppell, Texas)

Redshirt sophomore Christian Hosley (San Antonio)

Senior running back Jeffery Wilson (Elkhart, Texas)

Redshirt junior quarterback Quinn Shanbour (Oklahoma City)

Redshirt sophomore wide receiver Jalen Guyton (Allen, Texas)

New Faces/Enhanced Roles On Coaching Staff

North Texas had some attrition on the coaching staff following their successful 2016 season, as three were hired away by schools in the power five conferences. Key staff changes and additions for 2017 are listed below:

Defensive coordinator – Troy Reffett (was co-defensive coordinator in 2016)

Offensive line coach – Chuck Langston (was offensive coordinator at Lamar in 2016)

Linebackers coach – Jeff Koonz (was co-defensive coordinator/linebacker coach at Cincinnati in 2016)

Defensive line coach – Marc Yellock (was defensive line coach at East Carolina in 2015)

Special Teams coordinator – Marty Biagi (was special teams analyst at Notre Dame in 2016)

Quality Control – Tashard Choice (volunteer with the Mean Green in 2016)

Graduate assistant (defense) – Kenny Buyers (played for the Mean Green from 2012-16)

Graduate assistant (offense) – Herschel Sims (volunteer with the Mean Green in 2016)

Graduate assistant (offense) – J.D. Perkins (intern/analyst with North Carolina in 2016)

Awards Watch

Paycom Jim Thorpe Award – Senior safety Kishawn McClain is on the 2017 watch list for the Thorpe Award, presented to the best defensive back in the country.

Wuerffel Award – Redshirt senior defensive end Andy Flusche is on the 2017 watch list for the Wuerffel Award, presented to the Football Bowl Subdivision player that best combines exemplary community service with athletic and academic achievement.

Earl Campbell Tyler Rose Award – Senior running back Jeffery Wilson is on the 2017 watch list for the Earl Campbell Tyler Rose Award, presented annually to the nation's outstanding Division I college offensive player who is either born in Texas, has graduated from a Texas high school or plays at a Texas-based junior college or four-year college. The player must also exhibit the enduring characteristics that define Earl Campbell, including integrity, performance, teamwork, sportsmanship, community, and tenacity. The award honors the legacy of Texas legend Earl Campbell and recognizes his home community of Tyler, Texas.

Tech Ties

Wide receivers coach Joel Filani was teammates at Texas Tech with North Texas offensive coordinator and former Red Raider quarterback Graham Harrell for two seasons. During their two years together, Mean Green head coach Seth Littrell was the running backs coach in Lubbock.

#NFLMeanGreen

There are currently three former Mean Green players on National Football rosters; linebacker Craig Robertson (New Orleans Saints), fullback Jamize Olawale (Oakland Raiders) and running back Lance Dunbar (Los Angeles Rams). Be sure to follow along with their progress throughout the NFL regular season with weekly updates from MeanGreenSports.com each Tuesday.

Follow @MeanGreenFB On Social Media

Be sure to follow Mean Green football on all of our social channels. Follow @MeanGreenFB on both Twitter and Instagram for inside looks at the program, and head to Facebook.com/MeanGreenFB for additional coverage throughout the remainder of the year.

JEFFERY WILSON



2016: **169 ATT, 936 YDS, 5.5 YPC, 14 TDs**

1,990 TOTAL RUSH YDS: **11 IN UNT HISTORY**

16 TOTAL RUSH TDs: **12 IN UNT HISTORY**

#NewDenton

The Last Time North Texas...

Scoring

Scored 30 or more points	31 vs. Army (12/27/16)
Scored 40 or more points	42 at Rice (9/24/16)
Scored 50 or more points	77 vs. Nicholls (9/20/14)
Scored 60 or more points	77 vs. Nicholls (9/20/14)

Total Offense

Had more than 400 total yards	410 vs. Army (12/27/16)
Had more than 450 total yards	458 vs. Marshall (10/8/16)
Had more than 500 total yards	526 vs. Nicholls (9/20/14)
Had more than 600 total yards	635 vs. Navy (11/10/07)

Rushing Offense

Rushed for 150 or more yards	152 at UTSA (10/29/16)
Rushed for 200 or more yards	202 at Army (10/22/16)
Rushed for 250 or more yards	252 vs. Marshall (10/8/16)
Rushed for 300 or more yards	329 vs. Bethune-Cookman (9/10/16)
Rushed for 400 or more yards	464 vs. Middle Tennessee (12/3/11)

Passing Offense

Passed for 250 or more yards	314 vs. Army (12/27/16)
Passed for 300 or more yards	314 vs. Army (12/27/16)
Passed for 350 or more yards	404 vs. Idaho (8/31/13)
Passed for 400 or more yards	404 vs. Idaho (8/31/13)
Passed for 500 or more yards	601 at SMU (9/8/07)

Scoring Defense

Allowed 0 points	0 vs. Troy (10/30/03)
Allowed 3 or fewer points	3 vs. Nicholls (9/20/14)
Allowed 7 or fewer points	6 vs. SMU (9/6/14)
Allowed 10 or fewer points	10 vs. Florida Atlantic (11/9/14)

Total Defense

Allowed fewer than 75 total yards	49 vs. Lamar (11/5/83)
Allowed fewer than 100 total yards	95 vs. Abilene Christian (9/5/92)
Allowed fewer than 150 total yards	147 vs. FIU (11/22/14)
Allowed fewer than 200 total yards	147 vs. FIU (11/22/14)
Allowed fewer than 250 total yards	147 vs. FIU (11/22/14)
Allowed fewer than 300 total yards	271 vs. Marshall (10/8/16)

Rushing Defense

Allowed 0 or fewer yards	-6 vs. Abilene Christian (9/5/92)
Allowed 20 or fewer yards	13 vs. Marshall (10/8/16)
Allowed 40 or fewer yards	13 vs. Marshall (10/8/16)
Allowed 60 or fewer yards	13 vs. Marshall (10/8/16)
Allowed 80 or fewer yards	13 vs. Marshall (10/8/16)
Allowed 100 or fewer yards	13 vs. Marshall (10/8/16)

Passing Defense

Allowed 10 or fewer yards	7 vs. Abilene Christian (9/1/94)
Allowed 30 or fewer yards	27 vs. Nicholls (9/7/02)
Allowed 50 or fewer yards	45 vs. Army (9/18/10)
Allowed 100 or fewer yards	53 vs. Army (12/27/16)
Allowed 150 or fewer yards	53 vs. Army (12/27/16)
Allowed 200 or fewer yards	53 vs. Army (12/27/16)

Miscellaneous Team

UNT wins when holding opponents to 10 points or less	37 consecutive, last loss at Marshall 7-0 (11/25/88)
UNT wins when scoring 30 points or more	21, last win at Army (10/22/16)
Last shutout win	21-0 vs. Troy (10/30/03)

The Last Time North Texas...

Individual Rushing

Had a player rush for 100 or more yards	111 by Willy Ivery vs. Southern Miss (11/19/16)
Had 2 players rush for 100 or more yards.....	137 by DaMarcus Smith, 127 by Jeffery Wilson vs. UTSA (10/31/15)
Had a player rush for 150 or more yards.....	160 by Jeffery Wilson at Army (10/22/16)
Had a player rush for 200 or more yards	251 by Brandin Byrd at Tulsa (11/30/13)
Had a player rush for 250 or more yards	251 by Brandin Byrd at Tulsa (11/30/13)
Had a player rush for 300 or more yards	313 by Lance Dunbar vs. MTSU (12/3/11)
Had a player rush for 2 or more TD's	3 by Jeffery Wilson at Army (10/22/16)
Had a player rush for 3 or more TD's	3 by Jeffery Wilson at Army (10/22/16)
Had a player rush for 4 or more TD's	4 by Lance Dunbar vs. MTSU (12/3/11)
Had a player rush for 5 or more TD's	Never

Individual Passing

Had a player pass for 200 or more yards	304 by Alec Morris vs. Army (12/27/16)
Had a player pass for 250 or more yards	304 by Alec Morris vs. Army (12/27/16)
Had a player pass for 300 or more yards	304 by Alec Morris vs. Army (12/27/16)
Had a player pass for 400 or more yards	478 by Giovanni Vizza vs. Navy (11/10/07)
Had a player pass for 500 or more yards	601 by Daniel Meager at SMU (9/8/07)
Had a player pass for 2 or more TD's.....	3 by Alec Morris vs. Army (12/27/16)
Had a player pass for 3 or more TD's	3 by Alec Morris vs. Army (12/27/16)
Had a player pass for 4 or more TD's	4 by DaMarcus Smith vs. WKU (10/15/15)
Had a player pass for 5 or more TD's	8 by Giovanni Vizza vs. Navy (11/10/07)

Individual Receiving

Had a player with 10 or more receptions in a game	10 by Carlos Harris at UTSA (11/29/14)
Had a player with 15 or more receptions in a game.....	15 by Carlos Harris vs. Southern Miss (10/18/14)
Had a player receive 100 or more yards	162 by Turner Smiley vs. Southern Miss (11/19/16)
Had 2 players receive 100 or more yards.....	130 by Darnell Smith; 103 by Breelan Chancellor at Tulane (10/5/13)
Had a player receive 150 or more yards	162 by Turner Smiley vs Southern Miss (11/19/16)
Had a player receive 200 or more yards	216 by Carlos Harris vs. Southern Miss (10/18/14)
Had a player receive 250 or more yards	327 by Casey Fitzgerald at SMU (9/8/07)
Had a player receive 300 or more yards	327 by Casey Fitzgerald at SMU (9/8/07)
Had a player receive 2 or more TD's	2 by Turner Smiley vs. Southern Miss (11/19/16)
Had a player receive 3 or more TD's	5 by Casey Fitzgerald vs. Navy (11/10/07)
Had a player receive 4 or more TD's	5 by Casey Fitzgerald vs. Navy (11/10/07)
Returned a kickoff for a TD.....	100 yards by Darvin Kidsy at Rice (10/25/14)
Returned a punt for a TD.....	53 yards by Tre Johnson vs. UTEP (11/28/15)
Returned an INT for a TD.....	34 yards by Eric Jenkins at Army (10/22/16)
Returned a fumble for a TD	13 yards by Cortney Finney vs. UTEP (11/28/15)
Blocked a punt	Tyler Wilson vs. Bethune-Cookman (9/10/16)
Blocked a FG	Zach Orr vs. UTEP (11/9/13)
Returned a blocked punt for a TD	1 yard by Andrew Tucker vs. Bethune-Cookman (9/10/16)
Returned a blocked FG for a TD.....	.66 yards by Phillip Littlejohn vs. Idaho (10/4/97)
Recorded a safety.....	Team Safety vs. Southern Miss (11/19/16)

The Last Time an Opponent...

Rushing Offense

Rushed for 150 or more yards.....	480 by Army (12/27/16)
Rushed for 200 or more yards.....	480 by Army (12/27/16)
Rushed for 250 or more yards.....	480 by Army (12/27/16)
Rushed for 300 or more yards.....	480 by Army (12/27/16)

Passing Offense

Passed for 300 or more yards.....	329 by WKU (11/12/16)
Passed for 400 or more yards.....	400 by WKU (10/15/15)
Passed for 500 or more yards.....	563 by Houston (9/10/11)

Total Offense

Had more than 400 total yards.....	533 by Army (12/27/16)
Had more than 450 total yards.....	533 by Army (12/27/16)
Had more than 500 total yards.....	533 by Army (12/27/16)

Individual Rushing

Had a player rush for 100 or more yards.....	129 by Ahmad Bradshaw; 119 by Darnell Woolfolk, Army (12/27/16)
Had 2 players rush for 100 or more yards.....	129 by Ahmad Bradshaw; 119 by Darnell Woolfolk, Army (12/27/16)
Had a player rush for 150 or more yards.....	301 by Aaron Jones, UTEP (11/26/16)
Had a player rush for 200 or more yards.....	301 by Aaron Jones, UTEP (11/26/16)
Had a player rush for 300 or more yards.....	301 by Aaron Jones, UTEP (11/26/16)
Had a player rush for 2 or more TD's.....	2 by Darnell Woolfolk, Army (12/27/16)
Had a player rush for 3 or more TD's.....	4 by Aaron Jones, UTEP (11/26/16)
Had a player rush for 4 or more TD's.....	4 by Aaron Jones, UTEP (11/26/16)
Had a player rush for 5 or more TD's.....	6 by Kenneth Dixon, Louisiana Tech (11/7/15)

Individual Passing

Had a player pass for 300 or more yards.....	316 by Mike White, WKU (11/12/16)
Had a player pass for 400 or more yards.....	408 by Aaron Murray, Georgia (9/21/13)
Had a player pass for 3 or more TD's.....	4 by Mike White, WKU (11/12/16)
Had a player pass for 4 or more TD's.....	4 by Mike White, WKU (11/12/16)

Individual Receiving

Had a player receive 150 or more yards.....	166 by Taywan Taylor, WKU (11/12/16)
Had a player receive 200 or more yards.....	263 by Trevor Insley, Nevada (10/30/99)
Had 2 players receive 100 or more yards.....	140 by Kyle Griswold; 121 by Anthony Amos, MTSU (10/27/12)
Had a player receive 3 or more TD's.....	3 by Taywan Taylor, WKU (11/12/16)
Had a player receive 4 or more TD's.....	4 by Carlos Henderson, La Tech (11/5/16)

Scoring

Scored 30 or more points.....	38 by Army (12/27/16)
Scored 40 or more points.....	52 by UTEP (11/26/16)
Scored 50 or more points.....	52 by UTEP (11/26/16)
Scored 60 or more points.....	66 by Portland St. (10/10/15)

Returned a kickoff for a TD.....	99 yards by Keion Davis, Marshall (10/8/16)
Returned a punt for a TD.....	88 yards by Frank Brown, Bethune-Cookman (9/10/16)
Returned an INT for a TD.....	30 yards by Diquan Richardson, Bethune-Cookman (9/10/16)
Returned a fumble for a TD.....	26 yards by Bryson Abraham, Louisiana Tech (11/7/15)
Returned a blocked punt for a TD.....	0 yards by Brandon Moss, UTEP (11/26/16)
Returned a blocked FG for a TD.....	62 yards by Derrick Strozier, Tulane (10/5/13)
Recorded a safety.....	Team, Florida (9/17/16)

North Texas Overtime Record (2-2)

October 7, 2006

North Texas 25 FIU 22 7 OT's

December 27, 2016

Army 38 North Texas 31 OT

September 12, 2009

Ohio 31 North Texas 30 2 OT's

September 24, 2016

North Texas 42 Rice 35 2 OT's



Seth Littrell

Head Coach

Second Year ▶ Oklahoma '01

The University of North Texas named Seth Littrell as its 19th head football coach, University President Neal Smatresk announced on December 5, 2015.

Littrell, now 39, led the Mean Green to the second-best turnaround in the Football Bowl Subdivision in 2016, his first season at the helm. North Texas improved its win total by four games, finishing 5-8 on the season with a

Zaxby's Heart of Dallas Bowl appearance. Littrell helped lead the Mean Green to a 9.6 points per game jump in scoring offense from its output in 2016, which ranked 11th-best in the nation, and the 2016 defense allowed 8.7 points per game fewer than it did in 2015, which was the 13th-best turnaround in the country.

One of the brightest offensive minds in college football, Littrell came to North Texas after serving as the assistant head coach for offense and tight ends at North Carolina. At the time of his hire, the Muskogee, Oklahoma, native was the youngest coach in Conference USA and fifth youngest in the nation.

North Carolina scored over 30 points nine times in 2015, topped the 40-point mark seven times and scored over 50 points in four games, which is a school record. Through 12 games, UNC averaged 41.2 points a game, which was 11th in the nation.

Under the guidance of Littrell, quarterback Marquise Williams set a new school record for career touchdowns (90) and total offense at North Carolina.

In 2015 with Littrell, the UNC offense averaged 7.46 yards per play, which was second in the nation, and ran the ball for 6.0 yards a carry, which ranked third in the country. UNC was one of just 11 schools in the nation averaging more than 200 yards rushing (229.7) and 250 yards passing (266.0). UNC rushed for over 200 yards eight times and had over 500 yards of total offense in four games in 2015, including 704 yards in a 66-31 win over Duke.

In his first season in Chapel Hill in 2014, Littrell helped Carolina establish several school records, including most passing yards, most passing touchdowns and most first downs. Williams was a second-team all-conference pick after leading the Tar Heels to a bowl game in his first year as the starter, and set several individual school records, including most rushing yards and rushing touchdowns by a quarterback. Carolina gained more than 5,000 yards in Littrell's first season as the play-caller and averaged 429.8 yards per contest.

Littrell came to Chapel Hill from Indiana where he guided one of the most prolific offenses in the country. Indiana finished ninth in the nation in total offense in 2013, averaging 508.5 yards per game. The Hoosiers were 17th in passing offense (306.7 avg.) and 30th in rushing offense (201.8). Indiana was one of only three teams to average more than 300 yards passing and 200 yards rushing

Under Littrell's guidance in 2013, Indiana set single-season records with 6,102 total yards, (508.5 ypg), 461 points, (38.4 ppg), 36 passing touchdowns, 62 total touchdowns and 300 first downs. Tight end Ted Bolser thrived in his system, setting IU career records for receptions, receiving yards and touchdowns by a tight end. Bolser and wide receiver Cody Latimer were selected in the 2014 NFL Draft. Latimer was taken in the second round (56th overall) by the Denver Broncos, while Bolser went in the seventh round to Washington.

In Littrell's first season as Indiana's offensive coordinator in 2012, the Hoosiers led the Big Ten and ranked 17th nationally in passing offense (311.2). They finished second in the conference in total offense (442.0) and fourth in scoring offense (30.8).

Prior to his stint at Indiana, Littrell coached three seasons at Arizona, where his 2011 offense ranked third nationally in passing offense (370.8) and 15th in total offense (465.2).

Three of his Arizona players were selected in the NFL draft: tight end Rob Gronkowski (New England - 2010 second round), quarterback Nick Foles (Philadelphia - 2012 third round) and wide receiver Juron Criner (Oakland - 2012 fifth round).

Prior to Arizona, Littrell served four years as running backs coach at Texas Tech (2005-08) under Mike Leach. The 2008 Red Raiders rushed for 119 yards per game, the highest total in the Leach era. Running back Shannon Woods earned All-Big 12 Conference honors in 2006 after averaging 6.1 yards per carry and snagging 75 receptions, totaling a top 15 national figure of 139 all-purpose yards per game.

Littrell began his coaching career as a graduate assistant at Kansas from 2002-04. The Jayhawks played in the 2003 Tangerine Bowl.

Littrell has coached in eight bowl games, played in two and was team captain on Oklahoma's 2000 national championship team. He was a four-year letterwinner at Oklahoma where he rushed for 231 yards and seven touchdowns in 1999 and finished his career with 11 rushing scores.

The Muskogee, Oklahoma, native graduated from Oklahoma with a degree in communications in 2001.

Littrell and his wife, Becca, have a son, Tripp, and a daughter, Elle.

Littrell Quick Facts

Age: 39

Alma Mater: Oklahoma ('01)

Record: 5-8 (second year)

Overall Record: 5-8 (second year)

Previous Job: Assistant Head Coach, Offense/Tight Ends at North Carolina

Playing Experience: Fullback at Oklahoma (1998-01)

Family: Married to Becca. Has two children: Tripp, Elle.

Littrell Coaching Experience

Year	School	Position
2016-pres.	North Texas	Head Coach
2014-15	North Carolina	Ast. HC/Off./TE
2012-13	Indiana	O. Coord./TE/FB
2011	Arizona	O. Coord./TE/H-Backs
2010	Arizona	Co-O. Coord./RB/TE
2009	Arizona	RB/TE
2005-08	Texas Tech	RB
2002-04	Kansas	Graduate Assistant

Littrell Coaching Highlights

↳ Led the Mean Green to the second-best turnaround in the Football Bowl Subdivision in 2016, his first season at the helm.

↳ In his 12 games in charge of the North Carolina offense in 2015, the team averaged 41.2 points per game and set a school record for most games over 50-points (4).

↳ The UNC offense averaged 7.46 yards per play in 2015 under Littrell's guidance, which was second in the nation, and ran the ball for 6.0 yards a carry, which ranked third in the country.

↳ Carolina gained more than 5,000 yards in Littrell's first season as the play-caller and averaged 429.8 yards per contest in 2014, his first in Chapel Hill.

↳ Indiana was one of only three teams in the nation to average more than 300 yards passing and 200 yards rushing in 2013.

↳ Littrell's 2011 offense at Arizona ranked third nationally in passing offense (370.8) and 15th in total offense (465.2).

2017 Numerical Roster

No.	Name	Pos.	Ht.	Wt.	Cl.	Hometown (Previous School)
1	Turner Smiley	WR	6-0	193	SR	Frisco, TX (Wakeland HS)
2	Eric Jenkins	DB	5-10	170	SR	New Orleans, LA (LA Valley College)
2	O'Keeron Rutherford	WR	6-5	185	RS JR	Carthage, TX (Carthage HS)
3	Jeffery Wilson	RB	6-0	194	SR	Elkhart, TX (Elkhart HS)
4	Khairi Muhammad	S	5-11	182	SO	Dallas, TX (DeSoto HS)
4	Anthony Wyche	RB	5-11	183	JR	Philadelphia, PA (LA Valley College)
5	MyJam Peters	LB	6-5	241	RS SR	Kissimmee, FL (Arizona Western College)
5	Tre Siggers	RB	5-8	193	FR	Duncanville, TX (Duncanville HS)
6	Mason Fine	QB	5-11	180	SO	Locust Grove, OK (Locust Grove HS)
6	Kishawn McClain	S	5-11	187	SR	Rosenberg, TX (Terry HS)
7	Dee Baulkman	DB	5-11	191	SR	Bainbridge, GA (Arizona Western)
8	Rico Bussey, Jr.	WR	6-2	191	SO	Lawton, OK (Eisenhower HS)
9	Nate Brooks	DB	6-0	176	JR	Whitehouse, TX (Whitehouse HS)
9	Jalen Guyton	WR	6-1	194	RS SO	Allen, TX (Trinity Valley CC)
10	Calvin Minor	LB	6-3	210	SR	Lewisville, TX (Lewisville HS)
10	Cade Pearson	QB	6-3	196	FR	Texarkana, TX (Texas HS)
11	Mitch Cason	QB	6-2	189	RS FR	Flower Mound, TX (Marcus HS)
11	Cam Johnson	DB	5-11	177	FR	Houston, TX (John H. Reagan Heights HS)
13	Myles Campbell	DB	6-0	165	JR	Pflugerville, TX (Drake)
13	Quinetin Jackson	WR	6-3	208	RS JR	Granite City, IL (College of DuPage)
14	Cedric Fernandes	DB	5-10	178	RS JR	Arlington, TX (Martin HS)
14	Greg White	WR	6-3	184	FR	Riverdale, GA (Riverdale HS)
15	Caleb Chumley	TE	6-5	244	RS SO	Longview, TX (Pine Tree HS)
15	Ulaiasi Tauaalo	DT	6-2	290	RS JR	Keller, TX (Central HS)
16	Kemon Hall	DB	5-11	185	JR	Calhoun City, MS (Itawamba CC)
16	Montana Meador	WR	5-11	170	FR	Lindale, TX (Lindale HS)
17	Devlin Isadore	QB	6-4	228	RS JR	Houston, TX (Navarro College)
17	Joe Ozougwu	LB	6-3	220	RS FR	Alief, TX (Taylor HS)
18	Connor Howard	WR	5-11	193	FR	Austin, TX (Westlake HS)
18	Devin O'Hara	QB	6-5	205	RS SR	Arlington Heights, IL (College of Dupage)
18	Joshua Wheeler	LB/DE	6-3	229	SR	Grand Prairie, TX (Tyler JC)
19	Quinn Shanbour	QB	6-0	192	RS JR	Oklahoma City, OK (Heritage Hall HS)
19	Nnamdi Umeakuana	DB	6-1	195	RS JR	Irving, TX (Austin College)
20	Josh Adebayo	RB	6-0	204	RS FR	Lewisville, TX (Howard)
20	William LeMasters	LB	6-2	213	RS SO	Dallas, TX (Parish Episcopal HS)
21	Tyreke Davis	DB	5-10	190	FR	Denton, TX (Ryan HS)
21	Nic Smith	RB	5-10	182	RS FR	Arlington, TX (Martin HS)
22	E.J. Ejiya	LB	6-3	223	RS JR	Blaine, MN (North Dakota State College of Sciences)
22	Prince Ugwu	RB	5-9	190	FR	Austin, TX (Westwood HS)
23	Loren Easley	RB	5-11	205	JR	Houston, TX (Stephen F. Austin)
23	Connor Means	LB	6-4	224	RS JR	Deer Park, TX (Deer Park HS)
24	Kerry Hall	WR	5-6	164	RS FR	Allen, TX (Northwest Oklahoma State)
24	Taylor Robinson	DB	5-11	181	RS SO	Keller, TX (Central HS)
25	Jordan Roberts	DB	6-1	170	FR	Ardmore, OK (Ardmore HS)
25	Andrew Tucker	RB	6-0	202	RS SR	Tyler, TX (Chapel Hill HS)
26	Evan Johnson	RB	5-6	180	FR	Loranger, LA (Loranger HS)
26	Makyle Sanders	S	6-0	194	FR	Tyler, TX (Robert E. Lee HS)
27	Greg Craddock	WR	6-6	185	RS FR	Converse, TX (Abilene Christian)
27	Ashton Preston	DB	5-10	187	JR	Edmond, OK (Santa Fe HS)
29	Cason Clay	DB	6-1	185	FR	Hobbs, NM (Hobbs HS)
29	Nate Durham	DS	6-2	223	FR	Rockton, IL (Hononegah HS)
30	Trevor Moore	K	5-11	191	SR	Edmond, OK (Edmond North HS)
30	Dennis Smith	WR	5-9	166	RS SO	San Antonio, TX (Sterling College)
31	Chris Thornton	LB	6-1	215	FR	Amarillo, TX (Palo Duro HS)
32	Chaz Davis	CB	5-10	168	RS FR	Nash, TX (Midwestern State)
32	Michael Lawrence	WR	5-10	170	SO	Sweetwater, TX (Sweetwater HS)
34	Andre Alger	RB	5-9	215	RS SO	Leander, TX (Rouse HS)
34	Bryce English	DT	5-11	295	RS SO	DeSoto, TX (Kansas State)

2017 Numerical Roster

No.	Name	Pos.	Ht.	Wt.	Cl.	Hometown (Previous School)
35	Kody Fulp	LB	6-2	227	FR	China Spring, TX (China Spring HS)
36	Hayden Doggett	LB	6-2	212	SO	Hutto, TX (Hutto HS)
36	Alvin Kenworthy	P	6-3	188	RS SO	Rowlett, TX (Kilgore College)
37	Brandon Garner	LB	5-11	221	RS JR	Mansfield, TX (Timberview HS)
38	Andrew Jones	DB	6-1	173	RS JR	Mesquite, TX (North Mesquite HS)
39	Jameel Moore	DB	5-10	173	SO	Cedar Hill, TX (Cedar Hill HS)
40	Trever Merrell	RB	5-10	207	SO	Davis, OK (Davis HS)
41	Colton McDonald	LB	6-4	210	SR	Haslet, TX (West Texas A&M)
41	Rodney Neely	FB	5-11	207	RS JR	Messmer, WI (UW-Stevens Point)
42	Corey Mann	LB	6-0	198	RS FR	Decatur, TX (Temple HS)
43	Kway Hill	DB	5-11	178	SO	Columbus, GA (LA Valley College)
44	Cannon Maki	FB	5-11	236	RS JR	Mansfield, TX (All Saints Episcopal HS)
44	Sid Moore	DL	6-1	253	RS SR	Van, TX (Van HS)
45	Hurshie Williams	CB	5-11	180	FR	Harker Heights, TX (Harker Heights HS)
46	Christian Hosley	RB	5-9	185	RS SO	San Antonio, TX (Howard Payne University)
46	Patrick Udofia	DB	5-9	186	RS SO	Tyler, TX (Robert E. Lee HS)
47	Marquel Johnson	DB	6-0	176	RS SO	Lancaster, TX (Lancaster HS)
49	Zach Williams	K	5-8	183	FR	Louisville, KY (Trinity HS)
49	Roderick Young	DL	6-1	284	JR	Spring, TX (Dekaney HS)
50	LaDarius Hamilton	DE	6-3	253	SO	Corrigan, TX (Corrigan-Camden HS)
51	Jake Davis	DS	6-0	210	RS JR	Katy, TX (Seven Lakes HS)
52	Jevin Pahinui	OL	6-4	300	JR	Mountlake Terrace, WA (College of the Siskiyous)
53	T.J. Henson	OL	6-4	298	SR	Plano, TX (Trinity Valley CC)
54	Creighton Barr	OL	6-3	301	JR	Flower Mound, TX (Marcus HS)
56	Jacob Brammer	OL	6-4	258	FR	Richmond, TX (Foster HS)
57	Dominique Hollie	LB	6-2	235	JR	Whitehouse, TX (Tyler JC)
58	Ryan Bishop	LB	5-11	191	FR	Allen, TX (Allen HS)
59	Hayden Harrison	LB	6-2	210	RS FR	Wolfforth, TX (Frenship HS)
60	Sosaia Mose	OL	6-2	276	RS SO	Euleless, TX (Tyler JC)
61	Dakoda Newman	OL	6-3	327	FR	Benbrook, TX (Mansfield Timberview HS)
62	Stephon Primous	LB	6-1	201	RS SO	Harker Heights, TX (Harker Heights HS)
63	Ted Fausak	OL	6-4	263	RS JR	San Jose, CA (De Anza College)
64	Brian Parish	OL	6-4	280	FR	Arlington, TX (Seguin HS)
65	Chad Hickson	OL	6-4	268	SO	Denton, TX (Oklahoma Panhandle State)
66	Brendon Weatherspoon	OL	6-4	288	FR	Hurst, TX (L.D. Bell HS)
67	Chris Miles, Jr.	OL	6-4	311	RS JR	Flower Mound, TX (Flower Mound HS)
68	Chett Munden	OL	6-5	268	RS SO	Marshall, TX (Marshall HS)
69	Doro Omerhi	OL	6-4	306	RS FR	Pearland, TX (Pearland HS)
71	Jordan Murray	OL	6-9	333	JR	Coppell, TX (Coppell HS)
72	Manase Mose	OL	6-1	289	FR	Euleless, TX (Trinity HS)
73	Garrett Gunter	OL	6-4	283	RS SR	Spring Branch, TX (Trinity Valley CC)
74	Chandler Anthony	OL	6-7	270	RS FR	Tuttle, OK (Tuttle HS)
77	Elex Woodworth	OL	6-4	270	RS SO	Mesquite, TX (Horn HS)
78	Jalen Thomas	OL	6-5	278	SR	Detroit, MI (ASA Brooklyn)
79	Riley Mayfield	OL	6-7	290	RS SR	Cedar Park, TX (Abilene Christian)
80	Jamie King	TE	6-3	221	JR	Azle, TX (College of the Desert)
81	Daniel Khan	WR	5-11	179	RS JR	Sherman Oaks, CA (Notre Dame HS)
82	Deion Hair-Griffin	WR	5-10	166	RS FR	Fort Worth, TX (Arlington Heights HS)
83	Keegan Brewer	WR	5-11	177	SO	Corinth, TX (Lake Dallas HS)
84	Jaelon Darden	WR	5-9	157	FR	Houston, TX (Eisenhower HS)
85	Justin Cain	WR	6-0	175	FR	Dallas, TX (Woodrow Wilson HS)
86	Kevin Dillman	DE	6-4	254	RS SO	Ystad, Sweden (Guyer HS)
87	Kelvin Smith	TE	6-2	243	RS SO	Spring, TX (Dekaney HS)
88	Jason Pirtle	WR	6-2	193	RS FR	Locust Grove, OK (Locust Grove HS)
89	Kam Duhon	WR	5-11	170	RS FR	Southlake, TX (Southlake Carroll HS)
90	Tillman Johnson	DE	6-1	251	SR	Round Rock, TX (McNeil HS)
91	R.J. Reynolds	DL	6-3	240	FR	Bedford, TX (Faith Christian)
93	Julius Combes	DL	6-1	269	RS SO	Washington, D.C. (DeMatha HS)
93	Blake Patterson	P	6-2	185	RS FR	Round Rock, TX (Cedar Ridge HS)
96	Tony Krasniqi	DL	6-1	249	FR	Sachse, TX (Sachse HS)
97	Dion Novil	DL	6-4	253	FR	Abilene, TX (Wylie HS)
99	Andy Flusche	DE	6-3	255	RS SR	Muenster, TX (Muenster HS)

Depth Chart

Offense

<p>X</p> <p>8 Rico Bussey, Jr. 6-2 - 191 - SO 2 O'Keeron Rutherford 6-5 - 185 - RS JR</p>	<p>A</p> <p>32 Michael Lawrence 5-10 - 180 - SO -OR- 84 Jaelon Darden 5-9 - 157 - FR</p>	<p>LT</p> <p>71 Jordan Murray 6-9 - 333 - JR 78 Jalen Thomas 6-5 - 278 - SR</p>	<p>LG</p> <p>77 Elex Woodworth 6-4 - 270 - RS SO 73 Garrett Gunter 6-4 - 283 - RS SR</p>	<p>C</p> <p>54 Creighton Barr 6-3 - 301 - JR 60 Sosaia Mose 6-2 - 276 - RS SO</p>	<p>RG</p> <p>53 T.J. Henson 6-4 - 298 - SR 72 Manase Mose 6-1 - 289 - FR</p>	<p>RT</p> <p>79 Riley Mayfield 6-7 - 290 - RS SR 74 Chandler Anthony 6-7 - 270 - RS FR</p>	<p>Y</p> <p>87 Kelvin Smith 6-2 - 252 - RS SO 15 Caleb Chumley 6-5 - 244 - RS SO -OR- 88 Jason Pirtle 6-2 - 193 - RS FR</p>	<p>Z</p> <p>9 Jalen Guyton 6-1 - 194 - RS SO 1 Turner Smiley 6-0 - 193 - SR</p>		
				<p>QB</p> <p>6 Mason Fine 5-11 - 180 - SO 19 Quinn Shanbour 6-0 - 192 - RS JR</p>	<p>RB</p> <p>3 Jeffery Wilson 6-0 - 194 - SR 21 Nic Smith 5-10 - 182 - RS FR 25 Andrew Tucker 6-0 - 203 - RS SR</p>					


Defense

<p>CB</p> <p>9 Nate Brooks 6-0 - 176 - JR 11 Cam Johnson 5-11 - 177 - FR</p>	<p>NICK</p> <p>27 Ashton Preston 5-10 - 187 - JR 7 Dee Baukman 5-11 - 191 - SR</p>	<p>DE</p> <p>99 Andy Flusche 6-3 - 259 - RS SR 44 Sid Moore 6-1 - 253 - RS SR</p>	<p>NT</p> <p>15 Ulaiasi Tauaalo 6-2 - 287 - RS JR 49 Roderick Young 6-1 - 287 - SO</p>	<p>DE</p> <p>90 Tillman Johnson 6-1 - 248 - SR -OR- 50 LaDarius Hamilton 6-3 - 240 - SO</p>	<p>CB</p> <p>16 Kemon Hall 5-11 - 185 - JR 2 Eric Jenkins 5-10 - 170 - SR</p>	
		<p>WLB</p> <p>41 Colton McDonald 6-4 - 210 - SR 20 William LeMasters 6-2 - 217 - RS SO</p>	<p>MLB</p> <p>37 Brandon Garner 5-11 - 221 - RS JR 42 Corey Mann 6-0 - 198 - RS FR</p>		<p>JACK</p> <p>22 E.J. Ejiya 6-3 - 223 - RS JR 17 Joe Ozougwu 6-3 - 217 - RS FR</p>	
			<p>S</p> <p>6 Kishawn McClain 5-11 - 187 - SR 24 Taylor Robinson 5-11 - 181 - RS SO</p>	<p>S</p> <p>4 Khairi Muhammad 5-11 - 182 - SO 26 Makyle Sanders 6-0 - 194 - FR</p>		


ST

<p>PK</p> <p>30 Trevor Moore 5-11 - 187 - SR 93 Blake Patterson 6-2 - 185 - RS FR</p>	<p>KO</p> <p>30 Trevor Moore 5-11 - 187 - SR -OR- 93 Blake Patterson 6-2 - 185 - RS FR</p>	<p>P</p> <p>36 Alvin Kenworthy 6-3 - 188 - RS SO -OR- 93 Blake Patterson 6-2 - 185 - RS FR</p>	<p>DS</p> <p>29 Nate Durham 6-2 - 233 - FR 51 Jake Davis 6-0 - 210 - RS JR</p>	<p>KR</p> <p>9 Jalen Guyton 6-1 - 194 - RS SO -OR- 6 Kishawn McClain 5-11 - 187 - SR -OR- 84 Jaelon Darden 5-9 - 157 - FR</p>	<p>PR</p> <p>1 Turner Smiley 6-0 - 193 - SR -OR- 2 Eric Jenkins 5-10 - 170 - SR</p>	<p>HLD</p> <p>19 Quinn Shanbour 6-0 - 192 - RS JR 6 Mason Fine 5-11 - 180 - SO</p>
--	---	---	---	--	--	---


BROADCAST BIOS - OFFENSE

	1	<u>TURNER SMILEY</u>	CAREER GAME HIGHS	2016 SEASON GAME HIGHS
		SR • WR • 6-0 • 193 Frisco, TX Wakeland HS	Rec.: 8 (vs. Army, 2016) Rec. Yds: 162 (vs. Southern Miss, 2016) Rec. TDs: 2 (vs. Southern Miss, 2016) Long Rec.: 55 (vs. Southern Miss, 2016) All Purpose Yds: 161 (vs. Southern Miss, 2016)	Rec.: 8 (vs. Army) Rec. Yds: 162 (vs. Southern Miss) Rec. TDs: 2 (vs. Southern Miss) Long Rec.: 55 (vs. Southern Miss) All Purpose Yds: 161 (vs. Southern Miss)


- Team's returning leading WR from 2016: 33 Rec., 389 yds, 2 TDs

	2	<u>O'KEERON RUTHERFORD</u>	CAREER GAME HIGHS	2016 SEASON GAME HIGHS
		RS JR • WR • 6-5 • 185 Carthage, TX Carthage HS	Rec.: 2 (2x; last vs. Army, 2016) Rec. Yds: 32 (at Rice, 2016) Rec. TDs: 0 Long Rec.: 32 (at Rice, 2016) All Purpose Yds: 32 (at Rice, 2016)	Rec.: 2 (2x; last vs. Army) Rec. Yds: 32 (at Rice) Rec. TDs: 0 Long Rec.: 32 (at Rice) All Purpose Yds: 32 (at Rice)


- Had his career-long reception at Rice in 2016 (32 yards)

	3	<u>JEFFERY WILSON</u>	CAREER GAME HIGHS	2016 SEASON GAME HIGHS
		SR • RB • 6-0 • 194 Elkhart, TX Elkhart HS	Rushes: 26 (vs. Marshall, 2016) Rush. Yds: 188 (vs. Marshall, 2016) Rush. TDs: 3 (2x, last at Army, 2016) Long Rush.: 75 (at Rice, 2016) 100 Yd Games: 7	Rushes: 26 (vs. Marshall) Rush. Yds: 188 (vs. Marshall) Rush. TDs: 3 (2x, last at Army) Long Rush.: 75 (at Rice) 100 Yd Games: 3 (last at Army)


- Carried 169 times for 936 yds with a team-high 14 TDs in 2016

	6	<u>MASON FINE</u>	CAREER GAME HIGHS	2016 SEASON GAME HIGHS
		SO • QB • 5-11 • 180 Locust Grove, OK Locust Grove HS	Comp.: 33 (vs. MTSU, 2016) Att.: 54 (vs. MTSU, 2016) Pass. Yds: 303 (vs. MTSU, 2016) Long Pass: 75 (at Rice, 2016) Pass TDs: 1 (6x, last vs. La Tech, 2016)	Comp.: 33 (vs. MTSU) Att.: 54 (vs. MTSU) Pass. Yds: 303 (vs. MTSU) Long Pass: 75 (at Rice) Pass TDs: 1 (6x, last vs. La Tech)


- Earned Conference USA All-Freshman honors in 2016

	8	<u>RICO BUSSEY, JR.</u>	CAREER GAME HIGHS	2016 SEASON GAME HIGHS
		bus-see SO • WR • 6-2 • 191 Lawton, OK Eisenhower HS	Rec.: 3 (vs. MTSU, 2016) Rec. Yds: 18 (vs. SMU, 2016) Rec. TDs: 0 Long Rec.: 10 (2x, last vs. MTSU, 2016) All Purpose Yds: 18 (vs. SMU, 2016)	Rec.: 3 (vs. MTSU) Rec. Yds: 18 (vs. SMU) Rec. TDs: 0 Long Rec.: 10 (2x, last vs. MTSU) All Purpose Yds: 18 (vs. SMU)

- Accounted for 2,059 all-purpose yards as a senior at Eisenhower HS


	9	<u>JALEN GUYTON</u>	CAREER GAME HIGHS	2016 SEASON GAME HIGHS
		RS SO • WR • 6-1 • 194 Allen, TX Allen HS	Rec.: 0 Rec. Yds: 0 Rec. TDs: 0 Long Rec.: 0 All Purpose Yds: 0	Rec.: - Rec. Yds: - Rec. TDs: - Long Rec.: - All Purpose Yds: -


- Caught 45 passes for 968 yards and 12 TDs at Trinity Valley in 2016


	13	<u>QUINETIN JACKSON</u>	CAREER GAME HIGHS	2016 SEASON GAME HIGHS
		RS JR • WR • 6-3 • 208 Granite City, IL College of DuPage	Rec.: 0 Rec. Yds: 0 Rec. TDs: 0 Long Rec.: 0 All Purpose Yds: 0	Rec.: 0 Rec. Yds: 0 Rec. TDs: 0 Long Rec.: 0 All Purpose Yds: 0


- Granted medical redshirt after injury early in 2016

BROADCAST BIOS - OFFENSE


	CALEB CHUMLEY	CAREER GAME HIGHS	2016 SEASON GAME HIGHS
	<p>15 RS SO • TE • 6-5 • 244 Longview, TX Longview HS</p>	<p>Rec.: 0 Rec. Yds: 0 Rec. TDs: 0 Long Rec.: 0 All Purpose Yds: 0</p> <p>• Caught 59 passes for 1,034 yards with 13 TDs as a senior in 2016</p>	<p>Rec.: - Rec. Yds: - Rec. TDs: - Long Rec.: - All Purpose Yds: -</p>


	QUINN SHANBOUR	CAREER GAME HIGHS	2016 SEASON GAME HIGHS
	<p>19 RS JR • QB • 6-0 • 192 Oklahoma City, OK Heritage Hall HS</p>	<p>Comp.: 0 Att.: 1 (at WKU, 2016) Pass. Yds: 0 Long Pass: 0 Pass Tds: 0</p> <p>• Made first career appearance at WKU last November</p>	<p>Comp.: 0 Att.: 1 (at WKU, 2016) Pass. Yds: 0 Long Pass: 0 Pass Tds: 0</p>

	NIC SMITH	CAREER GAME HIGHS	2016 SEASON GAME HIGHS
	<p>21 RS FR • RB • 5-10 • 182 Arlington, TX Martin HS</p>	<p>Rushes: 0 Rush. Yds: 0 Rush. TDs: 0 Long Rush.: 0 100 Yd Games: 0</p> <p>• Redshirted during his first season in Denton</p>	<p>Rushes: - Rush. Yds: - Rush. TDs: - Long Rush.: - 100 Yd Games: -</p>

	ANDREW TUCKER	CAREER GAME HIGHS	2016 SEASON GAME HIGHS
	<p>25 RS SR • RB • 6-0 • 202 Tyler, TX Chapel Hill HS</p>	<p>Rushes: 10 (at SMU, 2015) Rush. Yds: 82 (at WKU, 2016) Rush. TDs: 1 (2x, last at WKU, 2016) Long Rush.: 71 (at WKU, 2016) 100 Yd Games: 0</p> <p>• Had a 71-yard touchdown run at WKU on 11/12/16</p>	<p>Rushes: 5 (vs. Bethune-Cookman) Rush. Yds: 82 (at WKU) Rush. TDs: 1 (2x, last at WKU) Long Rush.: 71 (at WKU) 100 Yd Games: 0</p>

	MICHAEL LAWRENCE	CAREER GAME HIGHS	2016 SEASON GAME HIGHS
	<p>32 SO • WR • 5-10 • 180 Sweetwater, TX Sweetwater HS</p>	<p>Rec.: 1 (vs. Bethune-Cookman, 2016) Rec. Yds: 16 (vs. Bethune-Cookman, 2016) Rec. TDs: 0 Long Rec.: 16 (vs. Bethune-Cookman, 2016) All Purpose Yds: 16 (vs. Bethune-Cookman)</p> <p>• Caught one pass for 16 yards as a true freshman in 2016</p>	<p>Rec.: 1 (vs. Bethune-Cookman) Rec. Yds: 16 (vs. Bethune-Cookman) Rec. TDs: 0 Long Rec.: 16 (vs. Bethune-Cookman) All Purpose Yds: 16 (vs. Bethune-Cookman)</p>

	CANNON MAKI MACK-ee	CAREER GAME HIGHS	2016 SEASON GAME HIGHS
	<p>44 RS JR • FB • 5-11 • 230 Mansfield, TX All Saints Episcopal HS</p>	<p>Rushes: 0 Rush. Yds: 0 Rush. TDs: 0 Long Rush.: 0 100 Yd Games: 0</p> <p>• Started three games at fullback for the Mean Green in 2016</p>	<p>Rushes: 0 Rush. Yds: 0 Rush. TDs: 0 Long Rush.: 0 100 Yd Games: 0</p>

	JAELOD DARDEN jay-lin	CAREER GAME HIGHS	2016 SEASON GAME HIGHS
	<p>84 FR • WR • 5-9 • 157 Houston, TX Eisenhower HS</p>	<p>Rec.: 0 Rec. Yds: 0 Rec. TDs: 0 Long Rec.: 0 All Purpose Yds: 0</p> <p>• Named All-District 16-6A honorable mention as a senior at Eisenhower</p>	<p>Rec.: - Rec. Yds: - Rec. TDs: - Long Rec.: - All Purpose Yds: -</p>

BROADCAST BIOS - OFFENSE/SPECIALISTS




KELVIN SMITH
87 RS SO • TE • 6-2 • 243
 Spring, TX
 Dekaney HS

CAREER GAME HIGHS
 Rec.: 2 (3x, last at WKU, 2016)
 Rec. Yds: 36 (vs. SMU, 2016)
 Rec. TDs: 1 (2x, last vs. MTSU, 2016)
 Long Rec.: 25 (vs. SMU, 2016)
 All Purpose Yds: 36 (vs. SMU, 2016)

2016 SEASON GAME HIGHS
 Rec.: 2 (3x, last at WKU)
 Rec. Yds: 36 (vs. SMU)
 Rec. TDs: 1 (2x, last vs. MTSU)
 Long Rec.: 25 (vs. SMU)
 All Purpose Yds: 36 (vs. SMU)

- Caught seven balls in 2016, and has a team-high two TD catches



JASON PIRTLE
88 RS FR • WR • 6-2 • 193
 Locust Grove, OK
 Locust Grove HS

CAREER GAME HIGHS
 Rec.: 0
 Rec. Yds: 0
 Rec. TDs: 0
 Long Rec.: 0
 All Purpose Yds: 0

2016 SEASON GAME HIGHS
 Rec.: -
 Rec. Yds: -
 Rec. TDs: -
 Long Rec.: -
 All Purpose Yds: -

- Redshirted in 2016; was HS teammates with QB Mason Fine



KAM DUHON
89 RS FR • WR • 5-11 • 170
 Southlake, TX
 Southlake Carroll HS

CAREER GAME HIGHS
 Rec.: 0
 Rec. Yds: 0
 Rec. TDs: 0
 Long Rec.: 0
 All Purpose Yds: 0

2016 SEASON GAME HIGHS
 Rec.: -
 Rec. Yds: -
 Rec. TDs: -
 Long Rec.: -
 All Purpose Yds: -

- Redshirted his first season in Denton



TREVOR MOORE
30 SR • K • 5-11 • 187
 Edmond, OK
 Edmond North HS

CAREER GAME HIGHS
 FG's Made: 5 (vs. SMU, 2014)
 FG's Att.: 5 (vs. SMU, 2014)
 Long FG: 51 (vs. La Tech, 2016)
 Touchbacks: 0

2016 SEASON GAME HIGHS
 FG's Made: 2 (vs. Bethune-Cookman)
 FG's Att.: 2 (2x, last at Army)
 Long FG: 51 (vs. La Tech)
 Touchbacks: 0

- Has made 99 consecutive extra points, which is a school record




ALVIN KENWORTHY
36 RS SO • P • 6-3 • 188
 Rowlett, TX
 Kilgore College

CAREER GAME HIGHS
 Punts: 0
 Long Punt: 0
 Inside 20: 0
 Touchbacks (KO): 0

2016 SEASON GAME HIGHS
 Punts: -
 Long Punt: -
 Inside 20: -
 Touchbacks (KO): -

- Averaged 36.8 yards per punt on 41 attempts in 2016 at Kilgore



BLAKE PATTERSON
93 RS FR • P • 6-2 • 185
 Round Rock, TX
 Cedar Ridge HS


CAREER GAME HIGHS
 FG's Made: 5 (vs. SMU, 2014)
 FG's Att.: 5 (vs. SMU, 2014)
 Long FG: 51 (vs. La Tech, 2016)
 Touchbacks: 0


2016 SEASON GAME HIGHS
 FG's Made: 2 (vs. Bethune-Cookman)
 FG's Att.: 2 (2x, last at Army)
 Long FG: 51 (vs. La Tech)
 Touchbacks: 0


- Redshirted his first season in Denton


BROADCAST BIOS - DEFENSE

	2	<u>ERIC JENKINS</u>	CAREER GAME HIGHS	2016 SEASON GAME HIGHS
		SR • DB • 5-10 • 170 New Orleans, LA LA Valley College	Tackles: 4 (vs. Marshall, 2016) TFLS: 1.0 (at Army, 2016) INT: 2 (at Army, 2016) Sacks: 0.0 PBU: 2 (2x, last at UTSA, 2016) • Intercepted three passes including two returned for touchdowns in 2016	Tackles: 4 (vs. Marshall) TFLS: 1.0 (at Army) INT: 2 (at Army) Sacks: 0.0 PBU: 2 (2x, last at UTSA)

	4	<u>KHAIRI MUHAMMAD</u>	CAREER GAME HIGHS	2016 SEASON GAME HIGHS
		Kye-ree SO • DB • 5-11 • 182 Dallas, TX DeSoto HS	Tackles: 4 (vs. La Tech, 2016) TFLS: 0.5 (vs. Southern Miss, 2016) INT: 1 (vs. Southern Miss, 2016) Sacks: 0.0 PBU: 1 (at WKU, 2016) • Appeared in 12 games as a true freshman in 2016	Tackles: 4 (vs. La Tech) TFLS: 0.5 (vs. Southern Miss) INT: 1 (vs. Southern Miss) Sacks: 0.0 PBU: 1 (at WKU)

	6	<u>KISHAWN MCCLAIN</u>	CAREER GAME HIGHS	2016 SEASON GAME HIGHS
		KEY-shawn SR • S • 5-11 • 194 Rosenberg, TX Terry HS	Tackles: 16 (vs. Rice, 2015) TFLS: 1.5 (at UTSA, 2016) INT: 1 (4x, last vs. MTSU, 2016) Sacks: 1.0 (vs. Marshall, 2016) PBU: 2 (vs. Portland State, 2015) • On the Thorpe Watch List and Was Named Preseason All-Conference USA after leading the team in tackles (91) for the second straight year	Tackles: 12 (at Army) TFLS: 1.5 (at UTSA) INT: 1 (3x, last vs. MTSU) Sacks: 1.0 (vs. Marshall) PBU: 1 (2x, last at Rice)

	7	<u>DEE BAULKMAN</u>	CAREER GAME HIGHS	2016 SEASON GAME HIGHS
		balk-min SR • DB • 5-11 • 191 Bainbridge, GA Arizona Western	Tackles: 7 (at Army, 2016) TFLS: 1.0 (4x, last at WKU, 2016) INT: 0 Sacks: 1.0 (at Army, 2016) PBU: 0 • Recorded 35 tackles (20 solo) in 12 appearances (five starts) with two sacks, a forced fumble and 5.5 TFL	Tackles: 7 (at Army) TFLS: 1.0 (4x, last at WKU) INT: 0 Sacks: 1.0 (at Army) PBU: 0


	9	<u>NATE BROOKS</u>	CAREER GAME HIGHS	2016 SEASON GAME HIGHS
		JR • DB • 6-0 • 176 Whitehouse, TX Whitehouse HS	Tackles: 11 (vs. UTSA, 2015) TFLS: 2.5 (vs. WKU, 2015) INT: 2 (vs. Southern Miss, 2016) Sacks: 1.0 (at Rice, 2016) PBU: 2 (2x, last at Florida, 2016) • Recorded 57 total tackles (36 solo) with a team-high four interceptions and was named a 2017 preseason All-Conference USA selection	Tackles: 8 (at Florida) TFLS: 1.0 (at Rice) INT: 2 (vs. Southern Miss) Sacks: 1.0 (at Rice) PBU: 2 (at Florida)


	11	<u>CAM JOHNSON</u>	CAREER GAME HIGHS	2016 SEASON GAME HIGHS
		FR • DB • 5-11 • 177 Houston, TX John H. Reagan Heights HS	Tackles: 0 TFLS: 0.0 INT: 0 Sacks: 0.0 PBU: 0 • Recorded 30 tackles, two interceptions and eight passes defended as a senior in 2016	Tackles: - TFLS: - INT: - Sacks: - PBU: -

	15	<u>ULIASI TAUALO</u>	CAREER GAME HIGHS	2016 SEASON GAME HIGHS
		LIE-ah-see tower-AH-low RS JR • DT • 6-2 • 287 Keller, TX Central HS	Tackles: 6 (at Army, 2016) TFLS: 1.0 (3x, last at Rice, 2016) INT: 0 Sacks: 1.0 (at Rice, 2016) QBH: 0 • Nicknamed Toala Bear, had 25 total tackles (18 solo) in 2016	Tackles: 6 (at Army) TFLS: 1.0 (2x, last at Rice) INT: 0 Sacks: 1.0 (at Rice) QBH: 0

BROADCAST BIOS - DEFENSE

	16	<u>KEMON HALL</u> KEY-mon JR • DB • 5-11 • 185 Calhoun City, MS Itawamba CC	CAREER GAME HIGHS Tackles: 0 TFLS: 0.0 INT: 0 Sacks: 0.0 PBU: 0 • Posted 45 total tackles and two interceptions in nine games for Itawamba	2016 SEASON GAME HIGHS Tackles: - TFLS: - INT: - Sacks: - PBU: -
--	-----------	--	---	--


	17	<u>JOE OZUGWU</u> OH-zuh-GOO RS FR • LB • 6-3 • 217 Alief, TX Taylor HS	CAREER GAME HIGHS Tackles: 0 TFLS: 0.0 INT: 0 Sacks: 0.0 PBU: 0 • Redshirted during his first year in Denton	2016 SEASON GAME HIGHS Tackles: - TFLS: - INT: - Sacks: - PBU: -
--	-----------	--	---	--

	18	<u>JOSHUA WHEELER</u> SR • LB/DE • 6-3 • 229 Grand Prairie, TX Tyler JC	CAREER GAME HIGHS Tackles: 8 (vs. Army, 2016) TFLS: 2.0 (vs. Southern Miss, 2016) INT: 0 Sacks: 1.0 (5x, last vs. Southern Miss, 2016) PBU: 1 (at Army, 2016) • Led the team in sacks with 5.5 in 2016, nickname is Earl	2016 SEASON GAME HIGHS Tackles: 7 (vs. SMU) TFLS: 2.0 (vs. Southern Miss) INT: 0 Sacks: 1.0 (5x, last vs. Southern Miss) PBU: 1 (at Army)
--	-----------	---	---	---

	20	<u>WILLIAM LEMASTERS</u> RS SO • LB • 6-2 • 217 Dallas, TX Parish Episcopal	CAREER GAME HIGHS Tackles: 2 (at UTEP, 2016) TFLS: 0.0 INT: 0 Sacks: 0.0 PBU: 0 • Appeared in four games for the Mean Green in 2016	2016 SEASON GAME HIGHS Tackles: 2 (at UTEP) TFLS: 0.0 INT: 0 Sacks: 0 PBU: 0
---	-----------	---	--	--

	22	<u>E.J. EJIYA</u> ay-JEE-ah RS JR • LB • 6-3 • 223 Blaine, MN North Dakota State College of Sciences	CAREER GAME HIGHS Tackles: 9 (at WKU, 2016) TFLS: 1.0 (3x, last vs. Marshall, 2016) INT: 0 Sacks: 0.0 PBU: 0 • Posted 43 tackles (26 solo) with 3.5 for loss in 13 appearances in 2016	2016 SEASON GAME HIGHS Tackles: 9 (at WKU) TFLS: 1.0 (3x, last vs. Marshall) INT: 0 Sacks: 0.0 PBU: 0
--	-----------	---	---	---

	24	<u>TAYLOR ROBINSON</u> RS SO • S • 5-11 • 181 Keller, TX Central HS	CAREER GAME HIGHS Tackles: 7 (vs. La Tech, 2016) TFLS: 1.5 (at UTSA, 2016) INT: 0 Sacks: 0.0 PBU: 1 (vs. La Tech, 2016) • Made 18 tackles (12 solo) with one pass break-up in 2016 in 11 games	2016 SEASON GAME HIGHS Tackles: 7 (vs. La Tech) TFLS: 0.0 INT: 0 Sacks: 0.0 PBU: 1 (vs. La Tech)
--	-----------	---	---	--

	26	<u>MAKYLE SANDERS</u> FR • S • 6-0 • 181 Tyler, TX Robert E. Lee HS	CAREER GAME HIGHS Tackles: 0 TFLS: 0.0 INT: 0 Sacks: 0.0 PBU: 0 • Recorded 62 tackles, one interception and four pass break-ups as a senior	2016 SEASON GAME HIGHS Tackles: - TFLS: - INT: - Sacks: - PBU: -
--	-----------	---	--	--

BROADCAST BIOS - DEFENSE



ASHTON PRESTON
27 JR • DB • 5-10 • 183
 Edmond, OK
 Santa Fe HS

2016 SEASON GAME HIGHS

Tackles: 10 (at Rice, 2016)
 TFLS: 2.0 (at Rice, 2016)
 INT: 1 (vs. La Tech, 2016)
 Sacks 1.0 (at Rice, 2016)
 PBU: 1 (vs. WKU, 2015)

• Posted 40 tackles (24 solo), an interception, a sack, a pass break-up, a forced fumble and 4.5 TFL in 12 appearances in 2016 (nine starts)

2016 SEASON GAME HIGHS

Tackles: 10 (at Rice)
 TFLS: 2.0 (at Rice)
 INT: 1 (vs. La Tech)
 Sacks: 1.0 (at Rice)
 PBU: 0



BRANDON GARNER
37 RS JR • LB • 5-11 • 221
 Mansfield, TX
 Timberview HS

CAREER GAME HIGHS

Tackles: 11 (at Army, 2016)
 TFLS: 3.0 (vs. Marshall, 2016)
 INT: 0
 Sacks: 2.0 (vs. Marshall, 2016)
 PBU: 0

• Posted 50 tackles (32 solo), with 3.5 sacks, six TFL and two fumble recoveries in 2016

2016 SEASON GAME HIGHS

Tackles: 11 (at Army)
 TFLS: 3.0 (vs. Marshall)
 INT: 0
 Sacks: 2.0 (vs. Marshall)
 PBU: 0



COLTON MCDONALD
41 SR • LB • 6-4 • 210
 Haslet, TX
 West Texas A&M

CAREER GAME HIGHS

Tackles: 0
 TFLS: 0.0
 INT: 0
 Sacks 0.0
 PBU: 0

• Played at Northwest HS in Justin, TX

2016 SEASON GAME HIGHS

Tackles: -
 TFLS: -
 INT: -
 Sacks: -
 PBU: -



SID MOORE
44 RS SR • DL • 6-1 • 253
 Van, TX
 Van HS


CAREER GAME HIGHS

Tackles: 3 (vs. Southern Miss, 2014)
 TFLS: 2.0 (vs. LA Tech, 2014)
 INT: 0
 Sacks: 1.0 (at SMU, 2014)
 QBH: 0

• Made four appearances in 2016

2016 SEASON GAME HIGHS

Tackles: 2 (at Florida)
 TFLS: 1.0 (at Rice)
 INT: 0
 Sacks: 0.0
 QBH: 0



RODERICK YOUNG
49 JR • DL • 6-1 • 284
 Spring, TX
 Dekaney HS

CAREER GAME HIGHS

Tackles: 6 (vs. La Tech, 2016)
 TFLS: 1.0 (4x, last vs. Southern Miss, 2016)
 INT: 0
 Sacks: 1.0 (at SMU, 2015)
 QBH: 2 (2x, last at Florida, 2016)

• Posted 38 tackles (15 solo) with a half sack and 3.5 TFL in 2016 (13 games)

2016 SEASON GAME HIGHS

Tackles: 3 (vs. SMU)
 TFLS: 1.0 (2x, last vs. MTSU)
 INT: 0
 Sacks: 1.0 (vs. Southern Miss)
 QBH: 0



LADARIUS HAMILTON
50 SO • DE • 6-3 • 253
 Corrigan, TX
 Corrigan-Camden HS

CAREER GAME HIGHS

Tackles: 3 (vs. SMU, 2016)
 TFLS: 1.0 (2x, last vs. MTSU, 2016)
 INT: 0
 Sacks: 1.0 (vs. Southern Miss, 2016)
 QBH: 0

• Named to C-USA All-Freshman team in 2016

2016 SEASON GAME HIGHS

Tackles: 3 (vs. SMU)
 TFLS: 1.0 (2x, last vs. MTSU)
 INT: 0
 Sacks: 1.0 (vs. Southern Miss)
 QBH: 0



TILLMAN JOHNSON
90 SR • DE • 6-1 • 251
 Round Rock, TX
 McNeil HS

CAREER GAME HIGHS

Tackles: 5 (vs. Nicholls, 2014)
 TFLS: 3.0 (vs. Nicholls, 2014)
 INT: 0
 Sacks: 3.0 (vs. Nicholls, 2014)
 QBH: 0

• Made 12 appearances in 2016

2016 SEASON GAME HIGHS

Tackles: 3 (3x, last at UTEP)
 TFLS: 2.5 (vs. Southern Miss)
 INT: 0
 Sacks: 0.0
 QBH: 0

BROADCAST BIOS - DEFENSE



99

ANDY FLUSCHE

Fluh-shee

RS SR • DE • 6-3 • 255

Muenster, Texas

Muenster HS

CAREER GAME HIGHS

Tackles: 5 (vs. Rice, 2015)
 TFLS: 1.5 (vs. Portland State, 2015)
 INT: 0
 Sacks: 1.0 (2x, last at MTSU, 2015)
 QBH: 1 (2x, last vs. La Tech, 2016)

2016 SEASON GAME HIGHS

Tackles: 3 (at Rice)
 TFLS: 0.0
 INT: 0
 Sacks: 0
 QBH: 1 (2x, last vs. La Tech)

• Appeared in all 13 games, posting 17 total tackles (seven solo) with 0.5 TFL

Pronunciation Guide

- 54 - **Creighton Barr** - cray-tin
- 84 - **Jaelon Darden** - jay-lin
- 99 - **Andy Flusche** - fluh-she
- 50 - **LaDarius Hamilton** - LUH-dare-ee-us
- 44 - Cannon **Maki** - MACK-ee
- 60 - **Sosaia Mose** - so-SIGH-uh mo-say
- 52 - Jevin **Pahinui** - pah-HEE-new-EE
- 46 - Patrick **Udofia** - you-doh-fia

- 7 - Dee **Baulkman** - ballk-min
- 21 - **Tyreke Davis** - tie-REEK
- 9 - Jaylen **Guyton** - guy-tin
- 46 - Christian **Hosley** - HOSE-lee
- 6 **Kishawn McClain** - key-shawn
- 4 **Khairi Muhammad** - KYE-ree
- 15 **Ulaiasi Tauaalo** - LIE-ah-see tower-ah-low
- 19 **Nnamdi Umeakuana** - oo-may-uh-kwon-uh

- 8 - Rico **Bussey, Jr.** - buss-EE
- 22 - E.J. **Ejiya** - ay-GEE-uh
- 16 - **Kemon Hall** - KEY-mon
- 96 - **Tony Krasniqi** - kraz-NICK-ee
- 72 - **Manase Mose** - muh-NAH-say mo-say
- 17 - Joe **Ozougu** - OH-zuh-GOO

2016 Game Summaries

Game 1

September 3, 2016
Denton, Texas
SMU 34, North Texas 21

↳ Team Statistics

	SMU	NT
First Downs	23	26
Rushes-Yards	46-272	29-83
Passing-Yards	300	311
Comp-Att-Int	13-27-1	32-50-3
Total Plays-Yards	73-572	79-394
Punts-Yards	2-77	5-198
Fumbles/Lost	1-0	1-0
Penalties	7-60	6-68
3rd Down Conv.	8-14	6-15
Time of Possession	31:05	28:55

↳ Individual Statistics

RUSHING - SMU - Jones 11-115, North Texas - J. Wilson 15-86
PASSING - SMU - Davis 8-17-155-1, North Texas - Morris 24-39-237-3
RECEIVING - SMU- Sutton 4-162, North Texas - Robinson 8-73

↳ Score By Quarters

	1	2	3	4	Score
SMU	17	7	10	0	34
North Texas	0	14	0	7	21

↳ Scoring Summary

SMU - Jones 49 yd run (Williams kick), 13:01, 1st
 SMU - Williams 29 yd FG, 5:46, 1st
 SMU - Sutton 88 yd pass from Hicks (Williams kick) 0:23, 1st
 NT - Thompson 7 yd pass from Morris (Moore kick), 11:19, 2nd
 SMU - Sutton 46 yd pass from Davis (Williams kick), 1:59 2nd
 NT - Smith 25 yd pass from Morris (Moore kick), 0:38, 2nd
 SMU - Sutton 4 yd pass from Davis (Williams kick), 7:15, 3rd
 SMU - Armstrong 22 yd FG, 0:57, 3rd
 NT - J. Wilson, 11 yd run (Moore kick), 2:21, 4th

Game 2

September 10, 2016
Denton, Texas
North Texas 41, Bethune-Cookman 20

↳ Team Statistics

	BCU	NT
First Downs	9	28
Rushes-Yards	32-157	51-329
Passing-Yards	74	121
Comp-Att-Int	8-19-1	15-33-1
Total Plays-Yards	51-231	84-450
Punts-Yards	6-204	4-134
Fumbles/Lost	2-0	0-0
Penalties	10-79	4-48
3rd Down Conv.	2-for-12	7-for-16
Time of Possession	26:26	33:34

↳ Individual Statistics

RUSHING - BCU - A. Williams 2-85, North Texas - Ivery 13-103, J. Wilson 14-83.
PASSING - BCU - Brihm 8-19-74-1, North Texas - Fine 11-22-108-0
RECEIVING - BCU - Davis 4-49, North Texas - Goree 4-26

↳ Score By Quarters

	1	2	3	4	Score
Bethune-Cookman	7	0	6	7	20
North Texas	7	17	10	7	41

↳ Scoring Summary

BCU - Brown 88 yd punt return (Hernandez kick), 11:24 1st
 NT - J. Wilson 20 yd run (Moore kick), 8:10, 1st
 NT - Tucker 1 yd blocked punt return (Moore kick), 10:32, 2nd
 NT - J. Wilson 10 yd run (Moore kick), 7:02, 2nd
 NT - Moore 19 yd FG, 0:16, 2nd
 NT - Tucker 1 yd run (Moore kick), 10:38, 3rd
 BCU - Richardson 30 yd interception return (Hernandez kick failed), 6:19, 3rd
 NT - Moore 20 yd FG, 4:33, 3rd
 NT - Ivery 25 yd run (Moore kick), 10:21, 4th
 BCU - Williams 83 yd run (Hernandez kick), 2:42, 4th

2016 Game Summaries

Game 3

September 17, 2016
Gainesville, Florida
No. 23 Florida 32, North Texas 0

↳ Team Statistics

	NT	UF
First Downs	8	26
Rushes-Yards	28--13	43-255
Passing-Yards	66	216
Comp-Att-Int	6-22-1	16-29-1
Total Plays-Yards	50-53	72-471
Punts-Yards	9-409	4-221
Fumbles/Lost	2-0	1-0
Penalties	7-70	11-97
3rd Down Conv.	2-13	6-13
Time of Possession	23:47	36:13

↳ Individual Statistics

RUSHING - North Texas - J. Wilson 10-26, Florida - Thompson 11-85
PASSING - North Texas - Fine 6-22-66-1, Florida - Del Rio 14-25-186-1
RECEIVING - North Texas - Thompson 3-50, Florida - Goolsby 3-40.

↳ Score By Quarters

	1	2	3	4	Score
North Texas	0	0	0	0	0
Florida	5	14	0	13	32

↳ Scoring Summary

UF - Team safety, 13:04, 1st
 UF - Pineiro 22 yd FG, 8:49, 1st
 UF - Cronkite 6 yd run (Pineiro kick), 12:32, 2nd
 UF - Perine 2 yd run (Pineiro kick), 3:00, 2nd
 UF - Thompson 20 yd run (Appelby pass failed), 13:46 4th
 UF - Scarlett 1 yd run (Pineiro kick), 7:15, 4th

Game 4

September 24, 2016
Houston, Texas
North Texas 42, Rice 35 (2OT)

↳ Team Statistics

	NT	RICE
First Downs	19	28
Rushes-Yards	42-215	60-255
Passing-Yards	224	236
Comp-Att-Int	17-29-0	24-40-1
Total Plays-Yards	71-439	100-491
Punts-Yards	7-305	5-226
Fumbles/Lost	3-1	3-2
Penalties	10-70	8-65
3rd Down Conv.	5-for-14	9-for-21
Time of Possession	23:25	36:35

↳ Individual Statistics

RUSHING - North Texas - J. Wilson 18-157, Rice - Stehling 13-92
PASSING - North Texas - Fine 17-29-224-0, Rice - Stehling 22-38-232-1
RECEIVING - North Texas - Buyers 4-102, Rice - Z. Wright 10-120

↳ Score By Quarters

	1	2	3	4	OT	Score
North Texas	0	14	7	7	14	42
Rice	10	7	3	8	7	35

↳ Scoring Summary

Rice - Tobola 40 yd FG, 9:31 1st
 Rice - L. Wright 14 yd pass from Stehling (Tobola kick), 3:17, 1st
 Rice - Esukpa 1 yd run (Tobola kick), 13:02, 2nd
 NT - Ivery 16 yd pass from Fine (Moore kick), 10:28, 2nd
 NT - J. Wilson 1 yd run (Moore kick), 0:45, 2nd
 Rice - Tobola 36 yd FG, 7:35, 3rd
 NT - J. Wilson 75 yd run (Moore kick), 7:27, 3rd
 NT - Ivery 1 yd run (Moore kick), 7:31, 4th
 Rice - Dillard 1 yd run (Wells III pass from Stehling), 10:21, 4th
 Rice - Dillard 3 yd run (Tobola kick), OT
 NT - J. Wilson 5 yd run (Moore kick), OT
 NT - Ivery 4 yd run (Moore kick), 2OT

2016 Game Summaries

Game 5

October 1, 2016

Denton, Texas

Middle Tennessee 30, North Texas 13

↳ Team Statistics

	MT	NT
First Downs	24	16
Rushes-Yards	32-182	22-5
Passing-Yards	295	303
Comp-Att-Int	24-45-1	33-54-0
Total Plays-Yards	77-477	76-308
Punts-Yards	5-194	8-413
Fumbles/Lost	0-0	2-0
Penalties	9-79	9-90
3rd Down Conv.	11-19	6-18
Time of Possession	32:00	28:00

↳ Individual Statistics

RUSHING - MT - Mathers 24-135, **North Texas** - J. Wilson 10-24
PASSING - MT - Stockstill 24-45-295-1, **North Texas** - Fine 33-54-303-1
RECEIVING - MT- Richie 8-134, **North Texas** - Goree 9-100

↳ Score By Quarters

	1	2	3	4	Score
Middle Tennessee	0	13	7	10	30
North Texas	7	0	0	6	13

↳ Scoring Summary

NT - J. Wilson 1 yd run (Moore kick), 7:21, 1st
 MT - Rooker 25 yd FG, 12:58, 2nd
 MT - Rooker 34 yd FG, 9:24, 2nd
 MT - Andrews 11 yd pass from Stockstill (Rooker kick), 0:36, 2nd
 MT - Lee 9 yd pass from Stockstill (Rooker kick), 3:14 3rd
 MT - Rooker 36 yd FG, 14:05, 4th
 NT - Smith 5 yd pass from Fine (Fine pass failed), 1:57, 4th
 MT - Mathers 46 yd run (Rooker kick), 1:46, 4th

Game 6

October 8, 2016

Denton, Texas

North Texas 38, Marshall 21

↳ Team Statistics

	MARSH	NT
First Downs	16	23
Rushes-Yards	28-13	54-252
Passing-Yards	258	206
Comp-Att-Int	20-42-1	18-28-0
Total Plays-Yards	70-271	82-458
Punts-Yards	7-264	4-170
Fumbles/Lost	0-0	2-2
Penalties	6-70	10-78
3rd Down Conv.	8-for-19	8-for-17
Time of Possession	23:53	36:07

↳ Individual Statistics

RUSHING - MARSH - Davis 14-33, **North Texas** - J. Wilson 26-188
PASSING - MARSH - Litton 20-42-258-1, **North Texas** - Fine 18-28-206-0
RECEIVING - MARSH - Clark 8-122, **North Texas** - Thompson 5-68

↳ Score By Quarters

	1	2	3	4	Score
Marshall	7	0	14	0	21
North Texas	7	7	14	10	38

↳ Scoring Summary

NT - J. Wilson 4 yd run (Moore kick), 10:22 1st
 MARSH - Litton 6 yd run (Curraj kick), 1:03, 1st
 NT - Fine 8 yd run (Moore kick), 10:33, 2nd
 MARSH - Davis 99 yd kickoff return (Curraj kick), 14:47, 3rd
 NT - T. Wilson 11 yd pass from Fine (Moore kick), 6:31, 3rd
 MARSH - Yurachek 1 yd pass from Litton, 4:00, 3rd
 NT - J. Wilson 72 yd run (Moore kick), 3:15, 3rd
 NT - Moore 31 yd FG, 4:26, 4th
 NT - Jenkins 52 yd interception return (Moore kick), 2:35, 4th

2016 Game Summaries

Game 7

October 22, 2016
West Point, New York
North Texas 35, Army 18

↳ Team Statistics

	NT	ARMY
First Downs	15	24
Rushes-Yards	33-202	67-302
Passing-Yards	118	94
Comp-Att-Int	9-17-1	7-21-4
Total Plays-Yards	50-320	88-396
Punts-Yards	4-149	2-85
Fumbles/Lost	0-0	7-3
Penalties	10-91	9-79
3rd Down Conv.	4-10	5-15
Time of Possession	22:34	37:26

↳ Individual Statistics

RUSHING - North Texas - J. Wilson 15-160, Army - Bradshaw 24-90
PASSING - North Texas - Fine 9-17-118-1, Army - Bradshaw 7-21-94-4
RECEIVING - North Texas - Goree 2-41, Army - E. Poe 2-20.

↳ Score By Quarters

	1	2	3	4	Score
North Texas	14	0	14	7	35
Army	7	3	8	0	18

↳ Scoring Summary

Army - Woolfolk 9 yd run (Wilson kick), 7:38, 1st
 NT - Goree 34 yd pass from Fine (Moore kick), 5:38, 1st
 NT - Jenkins 34 yd interception return (Moore kick), 4:57, 1st
 Army - Wilson 39 yd FG, 13:28, 2nd
 NT - J. Wilson 41 yd run (Moore kick), 13:28 3rd
 NT - J. Wilson 1 yd run (Moore kick), 7:33, 3rd
 Army - Bradshaw 6 yd run (Bradshaw rush), 1:14, 3rd
 NT - J. Wilson 1 yd run (Moore kick), 5:58, 4th

Game 8

October 29, 2016
San Antonio, Texas
UTSA 31, North Texas 17

↳ Team Statistics

	NT	UTSA
First Downs	22	19
Rushes-Yards	34-152	41-176
Passing-Yards	257	142
Comp-Att-Int	27-38-2	10-19-0
Total Plays-Yards	72-409	60-318
Punts-Yards	4-177	6-238
Fumbles/Lost	4-2	0-0
Penalties	2-25	4-39
3rd Down Conv.	6-for-14	7-for-14
Time of Possession	30:41	29:21

↳ Individual Statistics

RUSHING - North Texas - Fine 12-91, UTSA - Rhodes 9-74, Williams 18-74
PASSING - North Texas - Fine 27-38-257-2, UTSA - Sturm 10-19-142-0
RECEIVING - North Texas - Thompson 6-65, UTSA - Stewart 4-84

↳ Score By Quarters

	1	2	3	4	Score
North Texas	0	0	7	10	17
UTSA	7	7	10	7	31

↳ Scoring Summary

UTSA - Thomas, Jr. 7 yd pass from Sturm (Falcon kick), 5:34 1st
 UTSA - Stewart 21 yd pass from Sturm (Falcon kick), 11:27, 2nd
 NT - Fine 80 yd run (Moore kick), 14:40, 3rd
 UTSA - Falcon 33 yd FG, 10:47, 3rd
 UTSA - Rhodes 9 yd run (Falcon kick), 5:34, 3rd
 NT - Moore 20 yd FG, 14:17, 4th
 UTSA - Rhodes 19 yd run (Falcon kick), 9:51 4th
 NT - Buyers 10 yd pass from Fine (Moore kick), 5:45, 4th

2016 Game Summaries

Game 9

November 5, 2016
 Denton, Texas
 Louisiana Tech 45, North Texas 24

↳ Team Statistics

	NT	LT
First Downs	18	30
Rushes-Yards	30-82	40-226
Passing-Yards	207	253
Comp-Att-Int	23-34-1	18-30-1
Total Plays-Yards	64-289	70-479
Punts-Yards	5-223	2-72
Fumbles/Lost	0-0	0-0
Penalties	10-99	3-30
3rd Down Conv.	5-12	5-10
Time of Possession	28:23	31:37

↳ Individual Statistics

RUSHING - North Texas - J. Wilson 15-66, LT - Craft 24-120
PASSING - North Texas - Fine 23-34-207-1, LT - Higgins 18-30-253-1
RECEIVING - North Texas - J. Wilson 4-61, LT- Henderson 8-133

↳ Score By Quarters

	1	2	3	4	Score
Louisiana Tech	14	17	7	7	45
North Texas	7	14	3	0	24

↳ Scoring Summary

LT - Henderson 52 yd pass from Higgins (Barnes kick), 13:05, 1st
 NT - J. Wilson 1 yd run (Moore kick), 4:25, 1st
 LT - Henderson 24 yd run, (Barnes kick), 0:39, 1st
 NT - Goree 32 yd pass from Fine (Moore kick), 12:18, 2nd
 LT - Henderson 10 yd pass from Higgins (Barnes kick), 9:10 2nd
 LT - Craft 2 yd run (Barnes kick), 4:14, 2nd
 NT - Ivery 5 yd run (Moore kick), 1:28, 2nd
 LT - Barnes 48 yd FG, 0:14, 2nd
 NT - Moore 51 yd FG, 9:34, 3rd
 LT - Henderson 12 yd pass from Higgins (Barnes kick), 7:13, 3rd
 LT - Henderson 9 yd pass from Higgins (Barnes kick), 14:13, 4th

Game 10

November 12, 2016
 Bowling Green, Kentucky
 Western Kentucky 45, North Texas 7

↳ Team Statistics

	NT	WKU
First Downs	7	25
Rushes-Yards	20-115	41-214
Passing-Yards	117	329
Comp-Att-Int	17-33-1	17-33-0
Total Plays-Yards	53-232	74-543
Punts-Yards	7-330	2-86
Fumbles/Lost	3-1	0-0
Penalties	8-66	9-55
3rd Down Conv.	3-for-14	7-for-13
Time of Possession	23:53	36:07

↳ Individual Statistics

RUSHING - North Texas - Tucker 3-82, WKU - Wales 18-121
PASSING - North Texas - Morris 14-26-108-1, WKU - White 14-25-316-0
RECEIVING - North Texas - Goree 4-18, Robinson 2-31, WKU - Taylor 5-166

↳ Score By Quarters

	1	2	3	4	Score
North Texas	0	0	7	0	7
Western Kentucky	17	14	14	0	45

↳ Scoring Summary

WKU - Taylor 64 yd pass from White (Simcox kick), 12:31 1st
 WKU - Taylor 75 yd pass from White (Simcox kick), 10:40, 1st
 WKU - Simcox 24 yd FG, 6:22, 1st
 WKU - Norris 33 yd pass from White (Simcox kick), 9:35, 2nd
 WKU - Wales 3 yd run (Simcox kick), 0:27, 2nd
 WKU - Norris 24 yd pass from White (Simcox kick), 10:32, 3rd
 NT - Tucker 71 yd run (Moore kick), 4:35 3rd
 WKU - Taylor 4 yd pass from Ferguson (Simcox kick), 3:00, 3rd

2016 Game Summaries

Game 11

November 19, 2016
 Denton, Texas
 North Texas 29, Southern Miss 23

↳ Team Statistics

	NT	USM
First Downs	18	19
Rushes-Yards	29-111	44-198
Passing-Yards	267	182
Comp-Att-Int	14-29-1	11-27-3
Total Plays-Yards	58-378	71-380
Punts-Yards	6-243	5-230
Fumbles/Lost	3-2	2-1
Penalties	12-95	9-79
3rd Down Conv.	2-11	3-13
Time of Possession	26:35	33:25

↳ Individual Statistics

RUSHING - North Texas - Ivery 18-111, USM - Smith 19-113
PASSING - North Texas - Morris 14-29-267-1, USM - Howard 10-26-135-3
RECEIVING - North Texas - Smiley 7-162, USM - Smith 3-67

↳ Score By Quarters

	1	2	3	4	Score
Southern Miss	0	7	13	3	23
North Texas	17	3	0	9	29

↳ Scoring Summary

NT - Moore 26 yd FG 8:12, 1st
 NT - Smiley 17 yd pass from Morris (Moore kick), 3:16, 1st
 NT - Smiley 55 yd pass from Morris (Moore kick), 1:22, 1st
 NT - Moore 39 yd FG, 10:42, 2nd
 USM - Smith 1 yd run (Brauchle kick), 0:25 2nd
 USM - Smith 2 yd run (Brauchle kick failed), 13:34, 3rd
 USM - Payne 16 yd run (Brauchle kick), 9:07, 3rd
 USM - Brauchle 25 yd FG, 9:39, 4th
 NT - Ivery 11 yd run (Moore kick), 9:39, 4th
 NT - Team safety, 3:08, 4th

Game 12

November 26, 2016
 El Paso, Texas
 UTEP 52, North Texas 24

↳ Team Statistics

	NT	UTEP
First Downs	21	19
Rushes-Yards	27-107	40-384
Passing-Yards	197	171
Comp-Att-Int	23-42-0	12-18-0
Total Plays-Yards	69-304	58-555
Punts-Yards	7-269	2-55
Fumbles/Lost	0-0	0-0
Penalties	3-35	3-36
3rd Down Conv.	4-for-15	10-for-13
Time of Possession	27:57	32:03

↳ Individual Statistics

RUSHING - North Texas - Ivery 13-98, UTEP - Jones 24-301
PASSING - North Texas - Morris 23-42-197-0, UTEP - Metz 12-17-171-0
RECEIVING - North Texas - Thompson 7-74, Ivery 6-58, UTEP - Plinke 3-84

↳ Score By Quarters

	1	2	3	4	Score
North Texas	7	10	0	7	24
UTEP	10	21	14	7	52

↳ Scoring Summary

UTEP - Mattox 48 yd FG, 6:27 1st
 NT - Ivery 14 yd run (Moore kick), 2:54, 1st
 UTEP - Jones 83 yd run (Mattox kick), 2:36, 1st
 UTEP - Jones 48 yd run (Mattox kick), 13:57, 2nd
 UTEP - Freytag 30 yd pass from Metz (Mattox kick), 10:50, 2nd
 UTEP - Moss 0 yd blocked punt return (Mattox kick), 9:25, 2nd
 NT - Thompson 10 yd pass from Morris (Moore kick), 3:35, 2nd
 NT - Moore 45 yd FG, 0:18, 2nd
 UTEP - Jones 58 yd run (Mattox kick), 6:58, 3rd
 UTEP - Plinke 72 yd pass from Metz (Mattox kick), 2:12, 3rd
 UTEP - Jones 3 yd run (Mattox kick), 7:51, 4th
 NT - Ivery 14 yd pass from Morris (Moore kick), 3:42, 4th

2016 Game Summaries

Game 13

December 27, 2016

Dallas, Texas - Zaxby's Heart of Dallas Bowl

Army 38, North Texas 31 (OT)

↳ Team Statistics

	ARMY	NT
First Downs	22	19
Rushes-Yards	74-480	27-96
Passing-Yards	53	314
Comp-Att-Int	2-4-0	27-40-2
Total Plays-Yards	78-533	67-410
Punts-Yards	2-70	3-128
Fumbles/Lost	1-1	1-0
Penalties	4-40	6-55
3rd Down Conv.	11-17	5-12
Time of Possession	36:18	23:42

↳ Individual Statistics

RUSHING - Army - Bradshaw 18-129, Woolfolk 22-119, Campbell 4-88, North Texas - J. Wilson 20-81

PASSING - Army - Bradshaw 2-3-53-0, North Texas - Morris 26-38-304-1

RECEIVING - ARMY - Campbell 1-38, North Texas - T. Wilson 5-81, Smiley 8-79

↳ Score By Quarters

	1	2	3	4	OT	Score
Army	12	12	7	0	7	38
North Texas	7	14	7	3	0	31

↳ Scoring Summary

Army - Woolfolk 5 yd run (kick failed), 9:18, 1st

NT - J. Wilson 22 yd run (Moore kick), 6:35, 1st

Army - Campbell 70 yd run, (Bradshaw rush failed), 4:56, 1st

Army - Woolfolk 1 yd run (Bradshaw rush failed), 13:05, 2nd

Army - Davidson 6 yd run (Mendenhall pass failed), 6:37 2nd

NT - J. Wilson 22 yd pass from Morris (Moore kick), 2:26, 2nd

NT - Bussey, Jr. 27 yd pass from Morris (Moore kick), 0:10, 2nd

Army - Bradshaw 65 yd run (Wilson kick), 7:41, 3rd

NT - T. Wilson 18 yd pass from Morris (Moore kick), 0:45, 3rd

NT - Moore 37 yd FG, 0:28, 4th

Army - Asberry 3 yd run (Wilson kick), OT

2016 Starters

↳ Offense

Game	LT	LG	C	RG	RT	WR	WR	WR	WR	RB	QB
vs. SMU	Murray	Rice	Barr	Gunter	Keenan	Robinson	Thompson	Buyers	Goree	J. Wilson	Morris
vs. Bethune-Cookman	Murray	Rice	Barr	Gunter	Keenan	Rutherford	Thompson	Buyers	Goree	J. Wilson	Fine
at No. 23 Florida	Murray	Rice	Barr	Gunter	Keenan	Rutherford	Thompson	Buyers	Goree	J. Wilson	Fine
at Rice	Woodworth	Rice	Barr	Henson	Keenan	Rutherford	Thompson	Buyers	Goree	J. Wilson	Fine
vs. Middle Tennessee	Woodworth	Rice	Barr	Henson	Keenan	Bussey	Thompson	Maki (FB)	Goree	J. Wilson	Fine
vs. Marshall	Woodworth	Rice	Barr	Henson	Keenan	T. Wilson	Thompson	Maki (FB)	Goree	J. Wilson	Fine
at Army	Woodworth	Henson	Rice	Murray	Keenan	Smiley	Thompson	Ivery (RB)	Goree	J. Wilson	Fine
at UTSA	Woodworth	Henson	Rice	Murray	Keenan	Smiley	Thompson	Ivery (RB)	Goree	J. Wilson	Fine
vs. Louisiana Tech	Woodworth	Henson	Rice	Murray	Keenan	Smiley	Thompson	Buyers	Goree	J. Wilson	Fine
at WKU	Woodworth	Henson	Rice	Murray	Keenan	Smiley	Thompson	Buyers	Goree	Ivery	Fine
vs. Southern Miss	Murray	Henson	Rice	Miles	Keenan	Smiley	Thompson	Buyers	Tucker (RB)	Ivery	Morris
at UTEP	Murray	Henson	Rice	Miles	Keenan	Smiley	Thompson	Buyers	T. Wilson	Ivery	Morris
vs. Army	Murray	Henson	Rice	Woodworth	Keenan	Smiley	Thompson	Maki (FB)	T. Wilson	J. Wilson	Morris

↳ Defense

Game	DE	NT	DE	JACK	MLB	WLB	NICK	CB	CB	S	S
at SMU	Combs	Young	Dilonga	Wheeler	Finney	Scott	Preston	Brooks	Davis	McClain	Gray
vs. Bethune-Cookman	Combs	Young	Dilonga	Wheeler	Finney	Scott	Preston	Brooks	Davis	McClain	Gray
at No. 23 Florida	Combs	Young	Dilonga	Minor	Finney	Scott	Preston	Brooks	Davis	McClain	Gray
at Rice	Combs	Young	Dilonga	Minor	Finney	Scott	Preston	Brooks	Davis	McClain	Gray
vs. Middle Tennessee	Combs	Young	Dilonga	Minor	Finney	Scott	Preston	Brooks	Davis	McClain	Gray
vs. Marshall	Combs	Young	Roberts	Minor	Finney	Garner	Preston	Brooks	Jenkins	McClain	Gray
at Army	Combs	Tauaalo	Young	Wheeler	Finney	Garner	Preston	Brooks	Jenkins	McClain	Gray
at UTSA	Combs	Young	Roberts	Wheeler	Finney	Garner	Baulkman	Brooks	Jenkins	McClain	Gray
vs. Louisiana Tech	Combs	Young	Roberts	Preston	Finney	Garner	Baulkman	Brooks	Jenkins	McClain	Gray
at WKU	Combs	Young	Dilonga	Wheeler	Finney	Scott	Preston	Brooks	Davis	McClain	Gray
vs. Southern Miss	Combs	Dilonga	Roberts	Wheeler	Finney	Garner	Preston	Brooks	Davis	McClain	Gray
at UTEP	Combs	Young	Dilonga	Minor	Finney	Scott	Baulkman	Brooks	Davis	McClain	Gray
vs. Army	Dilonga	Tauaalo	Young	Combs	Finney	Scott	Baulkman	Brooks	Jenkins	McClain	Gray

2016 Results

Date	Opponent	Score	Overall	Conference	Time	Attend
Sep 03, 2016	SMU	L 21-34	0-1	0-0	3:18	24718
Sep 10, 2016	BETHUNE-COOKMAN	W 41-20	1-1	0-0	3:05	15609
Sep 17, 2016	at #23 Florida	L 0-32	1-2	0-0	3:20	86848
* Sep 24, 2016	at Rice	Wo 42-35	2-2	1-0	3:45	20792
* Oct 01, 2016	MIDDLE TENNESSEE	L 13-30	2-3	1-1	3:20	19823
* Oct 08, 2016	MARSHALL	W 38-21	3-3	2-1	3:31	18126
Oct 22, 2016	at Army	W 35-18	4-3	2-1	3:34	31127
* Oct 29, 2016	at UTSA	L 17-31	4-4	2-2	3:14	19553
* Nov 05, 2016	LOUISIANA TECH	L 24-45	4-5	2-3	3:10	21873
* Nov 12, 2016	at WKU	L 7-45	4-6	2-4	3:10	16239
* Nov 19, 2016	SOUTHERN MISS	W 29-23	5-6	3-4	3:26	19120
* Nov 26, 2016	at UTEP	L 24-52	5-7	3-5	3:00	18591
Dec 27, 2016	vs Army	Lo 31-38	5-8	3-5	3:29	39117

2016 Overall Team Statistics

Team Statistics	NT	OPP
SCORING	322	424
Points Per Game	24.8	32.6
Points Off Turnovers	70	57
FIRST DOWNS	240	284
Rushing	94	147
Passing	121	103
Penalty	25	34
RUSHING YARDAGE	1736	3114
Yards gained rushing	2203	3441
Yards lost rushing	467	327
Rushing Attempts	426	588
Average Per Rush	4.1	5.3
Average Per Game	133.5	239.5
TDs Rushing	24	31
PASSING YARDAGE	2708	2603
Comp-Att-Int	261-449-13	182-354-14
Average Per Pass	6.0	7.4
Average Per Catch	10.4	14.3
Average Per Game	208.3	200.2
TDs Passing	15	20
TOTAL OFFENSE	4444	5717
Total Plays	875	942
Average Per Play	5.1	6.1
Average Per Game	341.8	439.8
KICK RETURNS: #-Yards	48-937	25-544
PUNT RETURNS: #-Yards	18-163	28-253
INT RETURNS: #-Yards	14-221	13-164
KICK RETURN AVERAGE	19.5	21.8
PUNT RETURN AVERAGE	9.1	9.0
INT RETURN AVERAGE	15.8	12.6
FUMBLES-LOST	23-8	19-8
PENALTIES-Yards	97-890	92-808
Average Per Game	68.5	62.2
PUNTS-Yards	73-3148	50-2022
Average Per Punt	43.1	40.4
Net punt average	38.8	35.6
KICKOFFS-Yards	60-3794	80-4767
Average Per Kick	63.2	59.6
Net kick average	40.0	39.1
TIME OF POSSESSION/Game	27:30	32:30
3RD-DOWN Conversions	63/181	92/193
3rd-Down Pct	35%	48%
4TH-DOWN Conversions	8/22	11/27
4th-Down Pct	36%	41%
SACKS BY-Yards	26-184	43-293
MISC YARDS	0	0
TOUCHDOWNS SCORED	42	55
FIELD GOALS-ATTEMPTS	9-13	14-20
ON-SIDE KICKS	1-3	0-0
RED-ZONE SCORES	(33-41) 80%	(44-51) 86%
RED-ZONE TOUCHDOWNS	(27-41) 66%	(33-51) 65%
PAT-ATTEMPTS	(41-41) 100%	(46-49) 94%
ATTENDANCE	119269	193150
Games/Avg Per Game	6/19878	6/32192
Neutral Site Games		1/39117

Score by Quarters	1st	2nd	3rd	4th	OT	Total
North Texas	73	93	69	73	14	322
Opponents	113	122	113	62	14	424

2016 Overall Individual Statistics

Rushing	gp	att	gain	loss	net	avg	td	lg	avg/g
WILSON, Jeffery	11	169	971	35	936	5.5	14	75	85.1
IVERY, Willy	11	90	527	38	489	5.4	6	35	44.5
TUCKER, Andrew	11	20	158	5	153	7.7	2	71	13.9
FINE, Mason	10	94	398	280	118	1.3	2	80	11.8
WYCHE, Anthony	7	21	75	8	67	3.2	0	16	9.6
KEENA, Eric	13	2	27	0	27	13.5	0	18	2.1
RICE, Sam	13	1	3	0	3	3.0	0	0	0.2
SHANBOUR, Quinn	1	1	0	0	0	0.0	0	0	0.0
WILSON, Tyler	12	2	5	10	-5	-2.5	0	5	-0.4
MORRIS, Alec	7	17	39	51	-12	-0.7	0	15	-1.7
TEAM	7	9	0	40	-40	-4.4	0	0	-5.7
Total	13	426	2203	467	1736	4.1	24	80	133.5
Opponents	13	588	3441	327	3114	5.3	31	83	239.5

Passing	gp	effic	comp-att-int	pct	yds	td	lg	avg/g
FINE, Mason	10	113.73	155-261-5	59.4	1572	6	75	157.2
MORRIS, Alec	7	116.37	105-185-7	56.8	1126	9	55	160.9
SHANBOUR, Quinn	1	0.00	0-1-0	0.0	0	0	0	0.0
WILSON, Tyler	12	-200.00	0-1-1	0.0	0	0	0	0.0
KEENA, Eric	13	184.00	1-1-0	100.0	10	0	10	0.8
Total	13	114.02	261-449-13	58.1	2708	15	75	208.3
Opponents	13	123.91	182-354-14	51.4	2603	20	88	200.2

Receiving	gp	no.	yds	avg	td	lg	avg/g
THOMPSON, T.	13	43	545	12.7	2	43	41.9
GOREE, Terian	10	36	328	9.1	2	34	32.8
SMILEY, Turner	11	33	389	11.8	2	55	35.4
BUYERS, Kenny	13	32	324	10.1	1	75	24.9
WILSON, Jeffery	11	29	247	8.5	1	38	22.5
IVERY, Willy	11	25	173	6.9	2	22	15.7
ROBINSON, W.	10	18	222	12.3	0	35	22.2
WILSON, Tyler	12	13	146	11.2	2	23	12.2
BUSSEY, Rico	6	8	97	12.1	1	30	16.2
SMITH, Kelvin	10	7	79	11.3	2	25	7.9
RUTHERFORD, O.	9	7	71	10.1	0	32	7.9
WYCHE, Anthony	7	3	31	10.3	0	18	4.4
KHAN, Daniel	2	3	24	8.0	0	12	12.0
MCINTYRE, E.	3	2	22	11.0	0	13	7.3
LAWRENCE, M.	7	1	16	16.0	0	16	2.3
TUCKER, Andrew	11	1	-6	-6.0	0	0	-0.5
Total	13	261	2708	10.4	15	75	208.3
Opponents	13	182	2603	14.3	20	88	200.2

Punt Returns	no.	yds	avg	td	lg
SMILEY, Turner	11	97	8.8	0	34
WYCHE, Anthony	5	39	7.8	0	18
WILSON, Tyler	1	23	23.0	0	0
BUYERS, Kenny	1	3	3.0	0	3
TUCKER, Andrew	0	1	0.0	1	1
Total	18	163	9.1	1	34
Opponents	28	253	9.0	2	88

Interceptions	no.	yds	avg	td	lg
BROOKS, Nate	4	54	13.5	0	40
JENKINS, Eric	3	86	28.7	2	52
MCCLAIN, K.	3	18	6.0	0	18
PRESTON, Ashton	1	1	1.0	0	1
MUHAMMAD, K.	1	13	13.0	0	13
GRAY, James	1	12	12.0	0	12
DAVIS, Chad	1	37	37.0	0	37
Total	14	221	15.8	2	52
Opponents	13	164	12.6	1	63

Kick Returns	no.	yds	avg	td	lg
WILSON, Tyler	32	700	21.9	0	66
GRAY, James	4	34	8.5	0	18
SMILEY, Turner	3	64	21.3	0	23
WYCHE, Anthony	2	29	14.5	0	21
BUYERS, Kenny	2	45	22.5	0	28
FLUSCHE, Andy	2	14	7.0	0	11
IVERY, Willy	1	24	24.0	0	24
MAKI, Cannon	1	12	12.0	0	12
HAMILTON, L.	1	15	15.0	0	15
Total	48	937	19.5	0	66
Opponents	25	544	21.8	1	99

Fumble Returns	no.	yds	avg	td	lg
Total	0	0	0.0	0	0
Opponents	2	64	32.0	0	59

2016 Overall Individual Statistics

Scoring	td	fg	PAT				dxp	saf	pts
			kick	rush	rcv	pass			
WILSON, Jeffery	15	-	-	-	-	-	-	90	
MOORE, Trevor	-	9-13	41-41	-	-	-	-	68	
IVERY, Willy	8	-	-	-	-	-	-	48	
TUCKER, Andrew	3	-	-	-	-	-	-	18	
SMILEY, Turner	2	-	-	-	-	-	-	12	
SMITH, Kelvin	2	-	-	-	-	-	-	12	
WILSON, Tyler	2	-	-	-	-	-	-	12	
THOMPSON, T.	2	-	-	-	-	-	-	12	
FINE, Mason	2	-	-	-	-	0-1	-	12	
JENKINS, Eric	2	-	-	-	-	-	-	12	
GOREE, Terian	2	-	-	-	-	-	-	12	
BUYERS, Kenny	1	-	-	-	-	-	-	6	
BUSSEY, Rico	1	-	-	-	-	-	-	6	
TEAM	-	-	-	-	-	-	1	2	
Total	42	9-13	41-41	-	-	0-1	-	322	
Opponents	55	14-20	46-49	1-3	1	1-3	-	424	

Total Offense	g	plays	rush	pass	total	avg/g
FINE, Mason	10	355	118	1572	1690	169.0
MORRIS, Alec	7	202	-12	1126	1114	159.1
WILSON, Jeffery	11	169	936	0	936	85.1
IVERY, Willy	11	90	489	0	489	44.5
TUCKER, Andrew	11	20	153	0	153	13.9
WYCHE, Anthony	7	21	67	0	67	9.6
KEENA, Eric	13	3	27	10	37	2.8
RICE, Sam	13	1	3	0	3	0.2
WILSON, Tyler	12	3	-5	0	-5	-0.4
TEAM	7	9	-40	0	-40	-5.7
Total	13	875	1736	2708	4444	341.8
Opponents	13	942	3114	2603	5717	439.8

Field Goals	fg	pct.	01-19	20-29	30-39	40-49	50-99	lg	blk
MOORE, Trevor	9-13	69.2	1-1	3-3	3-3	1-5	1-1	51	0

FG Sequence	North Texas	Opponents
SMU	-	(29),(22),31
Bethune-Cookman	(19),(20)	-
Florida	-	(22)
Rice	-	(40),(36)
Middle Tennessee	-	(25),(34),(36)
Marshall	46,(31)	48,42
Army	48,44	(39)
UTSA	(20)	(33)
Louisiana Tech	(51)	(48),27
WKU	47	(24),46
Southern Miss	(26),(39)	43,(25)
UTEP	(45)	(48)
Army	(37)	-

Punting	no.	yds	avg	lg	tb	fc	i20	50+	blk
KEENA, Eric	72	3148	43.7	68	3	17	21	21	2
TEAM	1	0	0.0	0	0	0	0	0	0
Total	73	3148	43.1	68	3	17	21	21	2
Opponents	50	2022	40.4	60	4	4	15	10	1

Kickoffs	no.	yds	avg	tb	ob	retn	net	ydln
KEENA, Eric	58	3688	63.6	34	1			
MOORE, Trevor	2	106	53.0	0	0			
Total	60	3794	63.2	34	1	21.8	40.0	25
Opponents	80	4767	59.6	28	2	19.5	39.1	25

Numbers in (parentheses) indicate field goal was made.

2016 Overall Individual Statistics

All Purpose	g	rush	rcv	pr	kr	ir	total	avg/g
WILSON, Jeffery	11	936	247	0	0	0	1183	107.5
WILSON, Tyler	12	-5	146	23	700	0	864	72.0
IVERY, Willy	11	489	173	0	24	0	686	62.4
SMILEY, Turner	11	0	389	97	64	0	550	50.0
THOMPSON, T.	13	0	545	0	0	0	545	41.9
BUYERS, Kenny	13	0	324	3	45	0	372	28.6
GOREE, Terian	10	0	328	0	0	0	328	32.8
ROBINSON, W.	10	0	222	0	0	0	222	22.2
WYCHE, Anthon	7	67	31	39	29	0	166	23.7
TUCKER, Andre	11	153	-6	1	0	0	148	13.5
FINE, Mason	10	118	0	0	0	0	118	11.8
BUSSEY, Rico	6	0	97	0	0	0	97	16.2
JENKINS, Eric	11	0	0	0	0	86	86	7.8
SMITH, Kelvin	10	0	79	0	0	0	79	7.9
RUTHERFORD,	9	0	71	0	0	0	71	7.9
BROOKS, Nate	13	0	0	0	0	54	54	4.2
GRAY, James	13	0	0	0	34	12	46	3.5
DAVIS, Chad	12	0	0	0	0	37	37	3.1
KEENA, Eric	13	27	0	0	0	0	27	2.1
KHAN, Daniel	2	0	24	0	0	0	24	12.0
MCINTYRE, E.	3	0	22	0	0	0	22	7.3
MCCLAIN, K.	13	0	0	0	0	18	18	1.4
LAWRENCE, M.	7	0	16	0	0	0	16	2.3
HAMILTON, L.	13	0	0	0	15	0	15	1.2
FLUSCHE, Andy	13	0	0	0	14	0	14	1.1
MUHAMMAD, K.	12	0	0	0	0	13	13	1.1
MAKI, Cannon	11	0	0	0	12	0	12	1.1
RICE, Sam	13	3	0	0	0	0	3	0.2
PRESTON, Asht	13	0	0	0	0	1	1	0.1
MORRIS, Alec	7	-12	0	0	0	0	-12	-1.7
TEAM	7	-40	0	0	0	0	-40	-5.7
Total	13	1736	2708	163	937	221	5765	443.5
Opponents	13	3114	2603	253	544	164	6678	513.7

2016 Overall Defensive Statistics

#	Defensive Leaders	gp	Tackles				Sacks		Pass defense			Fumbles		blkd	
			ua	a	tot	tfl/yds	no-yds	int-yds	brup	qbh	rcv-yds	ff	kick	saf	
23	MCCLAIN, K.	13	67	24	91	5.0-17	1.5-10	3-18	3	.	.	2	.	.	
17	FINNEY, Cortney	13	41	37	78	5.5-17	1.0-7	.	2	1	
21	GRAY, James	13	36	28	64	1.0-4	.	1-12	5	.	2-0	1	.	.	
9	BROOKS, Nate	13	36	21	57	2.0-18	1.0-15	4-54	4	.	.	2	.	.	
32	SCOTT, Fred	11	34	21	55	2.5-16	1.0-10	.	.	.	1-0	.	.	.	
37	GARNER, Brandon	12	32	18	50	6.0-32	3.5-29	.	.	2	2-0	.	.	.	
22	EJIYA, E.J.	13	26	17	43	3.5-10	.	.	.	2	
7	COMBS, Jareid	13	22	21	43	6.5-30	3.0-17	.	.	4	
18	WHEELER, Joshua	12	26	16	42	7.5-42	5.5-36	.	2	1	.	2	.	.	
27	PRESTON, Ashton	13	24	16	40	4.5-16	1.0-7	1-1	1	.	.	1	.	.	
10	MINOR, Calvin	11	9	31	40	2.0-4	0.5-2	.	1	1	
49	YOUNG, Roderick	13	15	23	38	3.5-7	0.5-1	.	.	4	
36	BAULKMAN, Dee	12	20	15	35	5.5-31	2.5-22	1	.	.	
16	DAVIS, Chad	12	19	6	25	.	.	1-37	4	.	1-0	.	.	.	
15	TAUAAALO, T.J.	13	18	7	25	2.0-3	1.0-2	.	1	.	.	1	.	.	
56	DILONGA, Malik	13	8	13	21	4.5-22	2.0-14	.	.	2	.	1	.	.	
2	JENKINS, Eric	11	13	5	18	1.0-1	.	3-86	10	.	.	1	.	.	
24	ROBINSON, T.	11	12	6	18	.	.	.	1	
30	ROBERTS, J.	9	3	14	17	2.0-2	0.5-1	.	.	5	
99	FLUSCHE, Andy	13	7	10	17	0.5-0	.	.	.	3	
4	MUHAMMAD, K.	12	7	8	15	0.5-2	0.5-2	1-13	1	
97	HOOD, Demonte	13	6	6	12	1.5-5	
90	JOHNSON, Ti.	12	6	5	11	1.0-2	
50	HAMILTON, L.	13	6	3	9	3.0-11	1.0-9	
19	SCHILLECI, John	11	5	2	7	
31	BUYERS, Kenny	13	3	1	4	1-0	.	.	.	
44	MOORE, Sid	4	3	1	4	1.0-3	
0F	TURNER, Darius	7	4	.	4	
25	TUCKER, Andrew	11	2	1	3	
53	LEMASTERS, W.	4	2	1	3	.	.	.	1	
39	MOORE, Jameel	11	2	1	3	
26	WILSON, Jeffery	11	3	.	3	
13	HILL, Kway	9	.	2	2	1	
92	ENTERLINE, Trey	13	1	1	2	
84	KEENA, Eric	13	2	.	2	
1C	JACKSON, Q.	1	1	.	1	
3	GOREE, Terian	10	1	.	1	
8	BUSSEY, Rico	6	1	.	1	
87	SMITH, Kelvin	10	1	.	1	
0E	PETERS, Mylam	3	1	.	1	1.0-12	
71	MURRAY, Jordan	12	1	.	1	
29	IVERY, Willy	11	.	1	1	
1	SMILEY, Turner	11	1	.	1	
11	THOMPSON, T.	13	1	.	1	
83	WILSON, Tyler	12	1	.	
TM	TEAM	7	1-0	.	.	1	
Total		13	528	382	910	73-307	26-184	14-221	36	26	8-0	12	1	1	
Opponents		13	498	346	844	92-412	43-293	13-164	51	26	8-64	13	2	1	

2016 Individual Game Highs

Rushes	26	WILSON, Jeffery vs Marshall (Oct 08, 2016)
Yards Rushing	188	WILSON, Jeffery vs Marshall (Oct 08, 2016)
TD Rushes	3	WILSON, Jeffery at Rice (Sep 24, 2016)
	3	WILSON, Jeffery at Army (Oct 22, 2016)
Long Rush	80	FINE, Mason at UTSA (Oct 29, 2016)
Pass attempts	54	FINE, Mason vs Middle Tennessee (Oct 01, 2016)
Pass completions	33	FINE, Mason vs Middle Tennessee (Oct 01, 2016)
Yards Passing	304	MORRIS, Alec vs Army (Dec 27, 2016)
TD Passes	3	MORRIS, Alec vs Army (Dec 27, 2016)
Long Pass	75	FINE, Mason at Rice (Sep 24, 2016)
Receptions	9	GOREE, Terian vs Middle Tennessee (Oct 01, 2016)
Yards Receiving	162	SMILEY, Turner vs Southern Miss (Nov 19, 2016)
TD Receptions	2	SMILEY, Turner vs Southern Miss (Nov 19, 2016)
Long Reception	75	BUYERS, Kenny at Rice (Sep 24, 2016)
Field Goals	2	MOORE, Trevor vs Bethune-Cookman (Sep 10, 2016)
	2	MOORE, Trevor vs Southern Miss (Nov 19, 2016)
Long Field Goal	51	MOORE, Trevor vs Louisiana Tech (Nov 05, 2016)
Punts	9	KEENA, Eric at Florida (Sep 17, 2016)
Punting Avg	51.6	KEENA, Eric vs Middle Tennessee (Oct 01, 2016)
Long Punt	68	KEENA, Eric vs Middle Tennessee (Oct 01, 2016)
Punts inside 20	4	KEENA, Eric at Florida (Sep 17, 2016)
	4	KEENA, Eric vs Middle Tennessee (Oct 01, 2016)
Long Punt Return	34	SMILEY, Turner at UTSA (Oct 29, 2016)
Long Kickoff Return	66	WILSON, Tyler vs Bethune-Cookman (Sep 10, 2016)
Tackles	12	FINNEY, Cortney at Rice (Sep 24, 2016)
	12	MCCLAIN, K. at Army (Oct 22, 2016)
Sacks	2.0	GARNER, Brandon vs Marshall (Oct 08, 2016)
Tackles For Loss	3.0	FINNEY, Cortney vs Bethune-Cookman (Sep 10, 2016)
	3.0	GARNER, Brandon vs Marshall (Oct 08, 2016)
Interceptions	2	JENKINS, Eric at Army (Oct 22, 2016)
	2	BROOKS, Nate vs Southern Miss (Nov 19, 2016)

2016 Team Game Highs

Rushes	54	vs Marshall (Oct 08, 2016)
Yards Rushing	329	vs Bethune-Cookman (Sep 10, 2016)
Yards Per Rush	6.5	vs Bethune-Cookman (Sep 10, 2016)
TD Rushes	5	at Rice (Sep 24, 2016)
Pass attempts	54	vs Middle Tennessee (Oct 01, 2016)
Pass completions	33	vs Middle Tennessee (Oct 01, 2016)
Yards Passing	314	vs Army (Dec 27, 2016)
Yards Per Pass	9.2	vs Southern Miss (Nov 19, 2016)
TD Passes	3	vs Army (Dec 27, 2016)
Total Plays	84	vs Bethune-Cookman (Sep 10, 2016)
Total Offense	458	vs Marshall (Oct 08, 2016)
Yards Per Play	6.5	vs Southern Miss (Nov 19, 2016)
Points	42	at Rice (Sep 24, 2016)
Sacks By	5	vs Marshall (Oct 08, 2016)
	5	at UTSA (Oct 29, 2016)
First Downs	28	vs Bethune-Cookman (Sep 10, 2016)
Penalties	12	vs Southern Miss (Nov 19, 2016)
Penalty Yards	99	vs Louisiana Tech (Nov 05, 2016)
Turnovers	4	at UTSA (Oct 29, 2016)
Interceptions By	4	at Army (Oct 22, 2016)
Punts	9	at Florida (Sep 17, 2016)
Punting Avg	51.6	vs Middle Tennessee (Oct 01, 2016)
Long Punt	68	vs Middle Tennessee (Oct 01, 2016)
Punts inside 20	4	at Florida (Sep 17, 2016)
	4	vs Middle Tennessee (Oct 01, 2016)
Long Punt Return	34	at UTSA (Oct 29, 2016)

2016 Opponent Individual Game Highs

Rushes	24	MATHERS, I., vs Middle Tennessee (Oct 01, 2016)
	24	Bradshaw, Ahmad, at Army (Oct 22, 2016)
	24	CRAFT, Jarred, vs Louisiana Tech (Nov 05, 2016)
	24	JONES, Aaron, at UTEP (Nov 26, 2016)
Yards Rushing	301	JONES, Aaron, at UTEP (Nov 26, 2016)
TD Rushes	4	JONES, Aaron, at UTEP (Nov 26, 2016)
Long Rush	83	A. Williams, vs Bethune-Cookman (Sep 10, 2016)
	83	JONES, Aaron, at UTEP (Nov 26, 2016)
Pass attempts	45	STOCKSTILL, B., vs Middle Tennessee (Oct 01, 2016)
Pass completions	24	STOCKSTILL, B., vs Middle Tennessee (Oct 01, 2016)
Yards Passing	316	WHITE, Mike, at WKU (Nov 12, 2016)
TD Passes	4	HIGGINS, Ryan, vs Louisiana Tech (Nov 05, 2016)
	4	WHITE, Mike, at WKU (Nov 12, 2016)
Long Pass	88	HICKS, Ben, vs SMU (Sep 03, 2016)
Receptions	10	WRIGHT, Zach, at Rice (Sep 24, 2016)
Yards Receiving	166	TAYLOR, Taywan, at WKU (Nov 12, 2016)
TD Receptions	4	HENDERSON, C., vs Louisiana Tech (Nov 05, 2016)
Long Reception	88	SUTTON, C., vs SMU (Sep 03, 2016)
Field Goals	3	ROOKER, Canon, vs Middle Tennessee (Oct 01, 2016)
Long Field Goal	48	BARNES, J., vs Louisiana Tech (Nov 05, 2016)
	48	MATTOX, Jay, at UTEP (Nov 26, 2016)
Punts	7	VEDVIK, Kaare, vs Marshall (Oct 08, 2016)
Punting Avg	55.2	Townsend, J., at Florida (Sep 17, 2016)
Long Punt	60	SARRAZIN, Tyler, vs Southern Miss (Nov 19, 2016)
Punts inside 20	2	Jonathan Cagle, vs Bethune-Cookman (Sep 10, 2016)
	2	FOX, Jack, at Rice (Sep 24, 2016)
	2	BONADIES, Matt, vs Middle Tennessee (Oct 01, 2016)
	2	VEDVIK, Kaare, vs Marshall (Oct 08, 2016)
	2	SHOUSE, Gerald, vs Louisiana Tech (Nov 05, 2016)
	2	SARRAZIN, Tyler, vs Southern Miss (Nov 19, 2016)
Long Punt Return	88	Frank Brown, vs Bethune-Cookman (Sep 10, 2016)
Long Kickoff Return	99	DAVIS, Keion, vs Marshall (Oct 08, 2016)
Tackles	15	Timpf, Jeremy, vs Army (Dec 27, 2016)
Sacks	3.5	LAWLER, Justin, vs SMU (Sep 03, 2016)
Tackles For Loss	4.0	LAWLER, Justin, vs SMU (Sep 03, 2016)
Interceptions	2	RICHARDSON, H., vs SMU (Sep 03, 2016)
	2	Riley, Elijah, vs Army (Dec 27, 2016)

2016 Opponent Team Game Highs

Rushes	74	vs Army (Dec 27, 2016)
Yards Rushing	480	vs Army (Dec 27, 2016)
Yards Per Rush	9.6	at UTEP (Nov 26, 2016)
TD Rushes	6	vs Army (Dec 27, 2016)
Pass attempts	45	vs Middle Tennessee (Oct 01, 2016)
Pass completions	24	at Rice (Sep 24, 2016)
	24	vs Middle Tennessee (Oct 01, 2016)
Yards Passing	329	at WKU (Nov 12, 2016)
Yards Per Pass	13.2	vs Army (Dec 27, 2016)
TD Passes	5	at WKU (Nov 12, 2016)
Total Plays	100	at Rice (Sep 24, 2016)
Total Offense	572	vs SMU (Sep 03, 2016)
Yards Per Play	9.6	at UTEP (Nov 26, 2016)
Points	52	at UTEP (Nov 26, 2016)
Sacks By	7	at Florida (Sep 17, 2016)
First Downs	30	vs Louisiana Tech (Nov 05, 2016)
Penalties	11	at Florida (Sep 17, 2016)
Penalty Yards	97	at Florida (Sep 17, 2016)
Turnovers	7	at Army (Oct 22, 2016)
Interceptions By	3	vs SMU (Sep 03, 2016)
Punts	7	vs Marshall (Oct 08, 2016)
Punting Avg	55.2	at Florida (Sep 17, 2016)
Long Punt	60	vs Southern Miss (Nov 19, 2016)
Punts inside 20	2	vs Bethune-Cookman (Sep 10, 2016)
	2	at Rice (Sep 24, 2016)
	2	vs Middle Tennessee (Oct 01, 2016)
	2	vs Marshall (Oct 08, 2016)
	2	vs Louisiana Tech (Nov 05, 2016)
	2	vs Southern Miss (Nov 19, 2016)
Long Punt Return	88	vs Bethune-Cookman (Sep 10, 2016)

2016 Long Plays

20-YARD PLUS PLAYS

Yds	Type	Player(s)	Opponent
80*	Rush	FINE, Mason	UTSA
75*	Rush	WILSON, Jeffery	Rice
75	Pass	BUYERS, Kenny from FINE, Mason	Rice
72*	Rush	WILSON, Jeffery	Marshall
71*	Rush	TUCKER, Andrew	WKU
66	KR	WILSON, Tyler	Bethune-Cookman
56	Rush	WILSON, Jeffery	Army
55*	Pass	SMILEY, Turner from MORRIS, Alec	Southern Miss
52*	INT	JENKINS, Eric	Marshall
49	Pass	BUYERS, Kenny from MORRIS, Alec	Southern Miss
43	Pass	THOMPSON, T. from FINE, Mason	Middle Tennessee
41*	Rush	WILSON, Jeffery	Army
41	KR	WILSON, Tyler	Rice
40	INT	BROOKS, Nate	Southern Miss
38	Pass	WILSON, Jeffery from FINE, Mason	UTSA
37	INT	DAVIS, Chad	SMU
36	KR	WILSON, Tyler	Rice
35	Pass	ROBINSON, W. from FINE, Mason	Rice
35	Pass	SMILEY, Turner from MORRIS, Alec	Southern Miss
35	Rush	IVERY, Willy	Southern Miss
34	Pass	BUYERS, Kenny from FINE, Mason	Marshall
34	PR	SMILEY, Turner	UTSA
34	Rush	IVERY, Willy	Bethune-Cookman
34*	INT	JENKINS, Eric	Army
34*	Pass	GOREE, Terian from FINE, Mason	Army
32	Pass	RUTHERFORD, O. from FINE, Mason	Rice
32	KR	WILSON, Tyler	UTEP
32	Pass	THOMPSON, T. from FINE, Mason	Bethune-Cookman
32*	Pass	GOREE, Terian from FINE, Mason	Louisiana Tech
32	Pass	SMILEY, Turner from MORRIS, Alec	Southern Miss
31	Rush	WILSON, Jeffery	SMU
30	KR	WILSON, Tyler	Army
30	Pass	BUSSEY, Rico from MORRIS, Alec	Army
28	KR	BUYERS, Kenny	SMU
28	Pass	WILSON, Jeffery from FINE, Mason	Louisiana Tech
27*	Pass	BUSSEY, Rico from MORRIS, Alec	Army
26	Pass	ROBINSON, W. from FINE, Mason	Army
26	KR	WILSON, Tyler	Louisiana Tech
26	Pass	THOMPSON, T. from FINE, Mason	Rice
25*	Pass	SMITH, Kelvin from MORRIS, Alec	SMU
25	Rush	WILSON, Jeffery	Army
25	Pass	THOMPSON, T. from FINE, Mason	Florida
25	Pass	THOMPSON, T. from FINE, Mason	Florida
25	KR	WILSON, Tyler	WKU
25	Rush	FINE, Mason	Bethune-Cookman
25	Rush	IVERY, Willy	UTEP
25	Pass	SMILEY, Turner from FINE, Mason	UTSA
25*	Rush	IVERY, Willy	Bethune-Cookman
25	KR	WILSON, Tyler	Army
24	Pass	SMILEY, Turner from FINE, Mason	Marshall
24	KR	IVERY, Willy	Southern Miss
23	Pass	WILSON, Tyler from MORRIS, Alec	Army
23	Rush	WILSON, Jeffery	Rice
23	KR	WILSON, Tyler	UTSA
23	KR	WILSON, Tyler	Louisiana Tech
23	KR	WILSON, Tyler	Rice
23	KR	SMILEY, Turner	WKU
23	KR	WILSON, Tyler	Army
22*	Rush	WILSON, Jeffery	Army
22	Pass	IVERY, Willy from MORRIS, Alec	UTEP
22	Pass	ROBINSON, W. from MORRIS, Alec	WKU
22	KR	SMILEY, Turner	WKU
22	Rush	IVERY, Willy	Marshall
22*	Pass	WILSON, Jeffery from MORRIS, Alec	Army
22	Pass	SMILEY, Turner from MORRIS, Alec	Army
22	KR	WILSON, Tyler	Army
22	Pass	ROBINSON, W. from MORRIS, Alec	SMU
22	Pass	GOREE, Terian from FINE, Mason	Middle Tennessee
21	KR	WILSON, Tyler	Louisiana Tech
21	Pass	THOMPSON, T. from MORRIS, Alec	UTEP
21	PR	SMILEY, Turner	Marshall
21	KR	WYCHE, Anthony	SMU
20	KR	WILSON, Tyler	WKU
20	Pass	SMILEY, Turner from FINE, Mason	Army
20	Pass	THOMPSON, T. from FINE, Mason	Middle Tennessee
20	Rush	FINE, Mason	UTSA

LONG PLAYS BY THE NUMBERS

Long Plays By Yards	No.	TD
100+	0	0
90-99	0	0
80-89	1	1
70-79	4	3
60-69	1	0
50-59	3	2
40-49	5	1
30-39	19	3
20-29	44	6

Long Plays By Type	No.	TD
Rushing	18	8
Passing	33	6
Punt returns	2	0
Kick returns	20	0
Interceptions	4	2
Fumble returns	0	0
Other	0	0
TOTAL	77	16

20-YARD PLUS BY PLAYER

Player	No.	TD	R	P	KR	PR	IR	FR
WILSON, Tyler	16	0	0	1	15	0	0	0
WILSON, Jeffery	12	6	9	3	0	0	0	0
SMILEY, Turner	11	1	0	7	2	2	0	0
IVERY, Willy	7	1	5	1	1	0	0	0
THOMPSON, T.	7	0	0	7	0	0	0	0
BUYERS, Kenny	4	0	0	3	1	0	0	0
ROBINSON, W.	4	0	0	4	0	0	0	0
GOREE, Terian	3	2	0	3	0	0	0	0
FINE, Mason	3	1	3	0	0	0	0	0
JENKINS, Eric	2	2	0	0	0	0	2	0
BUSSEY, Rico	2	1	0	2	0	0	0	0
SMITH, Kelvin	1	1	0	1	0	0	0	0
TUCKER, Andrew	1	1	1	0	0	0	0	0
WYCHE, Anthony	1	0	0	0	1	0	0	0
RUTHERFORD, O.	1	0	0	1	0	0	0	0
DAVIS, Chad	1	0	0	0	0	0	1	0
BROOKS, Nate	1	0	0	0	0	0	1	0
TOTAL	77	16	18	33	20	2	4	0

LONGEST PLAYS OF THE YEAR

- Rushing
80 FINE, Mason vs UTSA (10/29/2016)
- Rushing Touchdown
80 FINE, Mason vs UTSA (10/29/2016)
- Passing
75 BUYERS, Kenny from FINE, Mason vs Rice (9/24/2016)
- Passing Touchdown
55 SMILEY, Turner from MORRIS, Alec vs Southern Miss (11/19/2016)
- Punt Return
34 SMILEY, Turner vs UTSA (10/29/2016)
- Kick Return
66 WILSON, Tyler vs Bethune-Cookman (9/10/2016)
- Interception Return
52 JENKINS, Eric vs Marshall (10/8/2016)
- Fumble Return
None
- Punt
68 KEENA, Eric vs Middle Tennessee (10/1/2016)
- Field Goal
51 MOORE, Trevor vs Louisiana Tech (11/5/2016)

2016 Participation

#	PLAYER	GP-GS	SMU	BCU	UF	RICE	MT	MARSHA	ARMY	UTSA	LATECH	WKU	USM	UTEP	ARMY
54	BARR, Creighton	9/6	START	START	START	START	START	START	XXX	XXX	XXX
85	BARTON, Garrett	2/-	...	XXX	XXX
36	BAULKMAN, Dee	12/5	XXX	...	XXX	XXX	XXX	XXX	XXX	START	START	START	XXX	START	START
9	BROOKS, Nate	13/13	START	START	START	START	START	START	START	START	START	START	START	START	START
8	BUSSEY, Rico	6/1	XXX	XXX	XXX	XXX	START	XXX
31	BUYERS, Kenny	13/8	START	START	START	START	XXX	XXX	XXX	XXX	START	START	START	START	XXX
7	COMBS, Jared	13/13	START	START	START	START	START	START	START	START	START	START	START	START	START
16	DAVIS, Chad	12/8	START	START	START	START	START	XXX	XXX	...	XXX	START	START	START	XXX
3G	DAVIS, Connor	2/-	XXX	XXX
56	DILONGA, Malik	13/9	START	START	START	START	START	XXX	XXX	XXX	XXX	START	START	START	START
20	EDWARDS, S.	1/-	XXX
22	EJIYA, E.J.	13/-	XXX	XXX	XXX	XXX	XXX	XXX	XXX	XXX	XXX	XXX	XXX	XXX	XXX
92	ENTERLINE, Trey	13/-	XXX	XXX	XXX	XXX	XXX	XXX	XXX	XXX	XXX	XXX	XXX	XXX	XXX
0F	FINE, Mason	10/9	XXX	START	START	START	START	START	START	START	START	START
17	FINNEY, Cortney	13/13	START	START	START	START	START	START	START	START	START	START	START	START	START
99	FLUSCHE, Andy	13/-	XXX	XXX	XXX	XXX	XXX	XXX	XXX	XXX	XXX	XXX	XXX	XXX	XXX
37	GARNER, Brandon	12/5	XXX	XXX	XXX	XXX	XXX	START	START	START	START	...	START	XXX	XXX
3	GOREE, Terian	10/10	START	START	START	START	START	START	START	START	START	START
21	GRAY, James	13/13	START	START	START	START	START	START	START	START	START	START	START	START	START
73	GUNTER, Garrett	4/3	START	START	START	XXX
50	HAMILTON, L.	13/-	XXX	XXX	XXX	XXX	XXX	XXX	XXX	XXX	XXX	XXX	XXX	XXX	XXX
5C	HENSON, T.J.	11/10	...	XXX	...	START	START	START	START	START	START	START	START	START	START
1C	HILL, Kway	9/-	XXX	XXX	XXX	XXX	XXX	XXX	XXX	XXX	...	XXX
97	HOOD, Demonte	13/-	XXX	XXX	XXX	XXX	XXX	XXX	XXX	XXX	XXX	XXX	XXX	XXX	XXX
29	IVERY, Willy	11/5	...	XXX	XXX	XXX	XXX	XXX	START	START	XXX	START	START	START	...
13	JACKSON, Q.	1/-	XXX
2	JENKINS, Eric	11/5	...	XXX	XXX	XXX	XXX	START	START	START	START	...	XXX	XXX	START
90	JOHNSON, Ti.	12/-	XXX	XXX	XXX	XXX	XXX	XXX	XXX	XXX	XXX	XXX	...	XXX	XXX
38	JONES, Andrew	5/-	XXX	XXX	XXX	XXX	XXX
84	KEENA, Eric	13/-	XXX	XXX	XXX	XXX	XXX	XXX	XXX	XXX	XXX	XXX	XXX	XXX	XXX
59	KEENAN, Trey	13/13	START	START	START	START	START	START	START	START	START	START	START	START	START
81	KHAN, Daniel	2/-	XXX	XXX
3B	LAWRENCE, M.	7/-	XXX	XXX	XXX	XXX	XXX	XXX	XXX
53	LEMASTERS, W.	4/-	...	XXX	XXX	XXX	XXX
3F	MAKI, Cannon	11/3	...	XXX	XXX	XXX	START	START	...	XXX	XXX	XXX	XXX	XXX	START
23	MCCLAIN, K.	13/13	START	START	START	START	START	START	START	START	START	START	START	START	START
34	MCINTYRE, E.	3/-	XXX	XXX	XXX
40	MERRELL, Trever	4/-	XXX	XXX	XXX	XXX
67	MILES, Chris	8/2	XXX	XXX	XXX	XXX	XXX	XXX	START	START	...
10	MINOR, Calvin	11/5	...	XXX	START	START	START	START	XXX	XXX	...	XXX	XXX	START	XXX
39	MOORE, Jameel	11/-	XXX	XXX	XXX	XXX	XXX	XXX	...	XXX	...	XXX	XXX	XXX	XXX
44	MOORE, Sid	4/-	XXX	XXX	XXX	XXX
3J	MOORE, Trevor	12/-	XXX	XXX	...	XXX	XXX	XXX	XXX	XXX	XXX	XXX	XXX	XXX	XXX
5	MORRIS, Alec	7/4	START	XXX	...	XXX	XXX	START	START	START
4	MUHAMMAD, K.	12/-	XXX	...	XXX	XXX	XXX	XXX	XXX	XXX	XXX	XXX	XXX	XXX	XXX
68	MUNDEN, Chett	1/-	XXX
71	MURRAY, Jordan	12/10	START	START	START	...	XXX	XXX	START	START	START	START	START	START	START
0E	PETERS, Mylam	3/-	XXX	XXX	XXX
27	PRESTON, Ashton	13/9	START	START	START	START	START	START	START	XXX	START	XXX	START	XXX	XXX
58	REINHARDT, W.	11/-	XXX	XXX	...	XXX	XXX	XXX	XXX	XXX	...	XXX	XXX	XXX	XXX
64	RICE, Sam	13/13	START	START	START	START	START	START	START	START	START	START	START	START	START
30	ROBERTS, J.	9/4	XXX	...	XXX	XXX	XXX	START	XXX	START	START	...	START
24	ROBINSON, T.	11/-	XXX	XXX	XXX	XXX	XXX	XXX	XXX	XXX	XXX	XXX	XXX
89	ROBINSON, W.	10/1	START	XXX	XXX	XXX	XXX	XXX	XXX	XXX	XXX	XXX
0B	RUTHERFORD, O.	9/3	XXX	START	START	START	...	XXX	...	XXX	XXX	...	XXX	XXX	XXX
19	SCHILLECI, John	11/-	XXX	XXX	XXX	XXX	XXX	XXX	XXX	XXX	XXX	XXX	XXX
32	SCOTT, Fred	11/8	START	START	START	START	START	XXX	XXX	START	XXX	START	START
11	SHANBOUR, Quinn	1/-	XXX
1	SMILEY, Turner	11/7	...	XXX	XXX	...	XXX	XXX	START	START	START	START	START	START	START
87	SMITH, Kelvin	10/-	XXX	XXX	XXX	XXX	XXX	XXX	...	XXX	XXX	XXX	XXX
15	TAUAALO, T.J.	13/2	XXX	XXX	XXX	XXX	XXX	XXX	START	XXX	XXX	XXX	XXX	XXX	START
78	THOMAS, Jalen	2/-	...	XXX	XXX
11	THOMPSON, T.	13/13	START	START	START	START	START	START	START	START	START	START	START	START	START
25	TUCKER, Andrew	11/1	XXX	XXX	XXX	XXX	XXX	XXX	...	XXX	XXX	START	...	XXX	...
6	TURNER, Darius	7/-	...	XXX	XXX	...	XXX	XXX	XXX	XXX
18	WHEELER, Joshua	12/6	START	START	XXX	XXX	XXX	XXX	START	START	XXX	START	START	...	XXX
26	WILSON, Jeffery	11/10	START	START	START	START	START	START	START	START	START	XXX	START
83	WILSON, Tyler	12/3	...	XXX	XXX	XXX	XXX	START	XXX	XXX	XXX	XXX	START	START	START
77	WOODWORTH, Elex	11/8	XXX	XXX	XXX	START	START	START	START	START	START	START	...	START	START
0D	WYCHE, Anthony	7/-	XXX	XXX	XXX	XXX	XXX	XXX	...	XXX
49	YOUNG, Roderick	13/12	START	START	START	START	START	START	START	START	START	START	XXX	START	START