



NORTHTEXAS WOMEN'S BASKETBALL

Assistant Director of Communications (Women's Basketball contact): Luke Della
Phone: (510) 725-2130 • Email: luke.della@unt.edu

Website: MeanGreenSports.com • Facebook: Facebook.com/MeanGreenWBB • Twitter: @MeanGreenWBB • Instagram: @MeanGreenWBB • #GMG • #PRIDE

2017-18 SCHEDULE

Overall: 15-10 • C-USA: 6-7

DATE	OPPONENT	TIME/RESULT
11/4	vs. TWU (ex)	W, 69-66
11/10	vs. MACU	W, 86-52
11/14	vs. TAMU	W, 64-38
11/19	vs. K-State	L, 55-54
11/23	vs. Coastal Carolina [^]	W, 50-34
11/24	vs. Detroit Mercy [^]	W, 63-57
11/29	vs. SMU	W, 47-40
12/02	vs. Tulsa	W, 66-43
12/05	at Indiana	L, 68-63
12/09	vs. La Salle	W, 70-44
12/18	at UIC	L, 70-67
12/20	at Eastern Illinois	W, 63-61(ot)
12/30	vs. OPSU	W, 63-41
1/3	at LA Tech	L, 61-53
1/5	vs. Rice	L, 50-49
1/11	vs. Old Dominion	W, 63-46
1/13	vs. Charlotte	W, 73-68
1/18	at Middle Tenn.	L, 56-48
1/20	at UAB	L, 68-52
1/26	vs. WKU	L, 79-65
1/28	vs. UTEP	L, 50-48
2/2	at UTSA	L, 70-58
2/8	at FIU	W, 92-46
2/10	at Florida Atlantic	W, 65-51
2/15	vs. Southern Miss	W, 71-62
2/22	at Old Dominion	W, 55-52
2/24	vs. Marshall	7:00 PM CT
3/1	vs. UAB	5:00 PM CT
3/3	at Rice	4:30 PM CT

[^] San Juan Shootout

@MeanGreenWBB



North Texas

MEAN GREEN (15-10, 6-7 C-USA)



The Mean Green erased a horrific start and an 18-point third quarter deficit to win 55-52 at Old Dominion Thursday night. The win extended their winning streak to four games. The win also secured the program's first winning season in 12 years.

On Thursday, guard Terriell Bradley led all scorers for the seventh straight game as she scored 23 points in the win. 17 of her 23 came in the second-half where the Mean Green outscored the Monarchs 39-22. UNT ended the game on a 15-5 run, three of ODU's five points during the run came on a meaningless 3-pointer at the final buzzer.

North Texas vs. Marshall

Date.....Sat., Feb. 24 | 7 p.m. CT
Venue The Super Pit
Location Denton, TX.
Live Tweets . @MeanGreenWBB
TV ESPN3
Radio KNTU 88.1 FM
John Little (PxP)
Series.....Tied 3-3
Last Meeting Marshall 60, UNT 57 (Denton, TX) 3/4/17
North Texas has won three of the last four meetings against Marshall dating back to 13-14 season.

Marshall

THUNDERING HERD (8-19, 2-12 C-USA)



North Texas Storylines

TERRIELL BRADLEY

If Terriell Bradley maintains her current C-USA scoring average of 21.8 ppg, she is on track to finish the regular season with 549 points (19.6 ppg), which would be the fourth-most points scored in a single season in program history. The program record is 611. A 19.6 ppg average would be the second-highest. Bradley has been the game's leading scorer 16 different times this season, including the last seven straight games. She outscored the conference's leading scorer Tashia Brown of WKU on Jan. 26.

TOP-NOTCH DEFENSE

North Texas owns the nation's No. 12 scoring defense, giving up an average of just 54.5 ppg. It had been No. 3 for a majority of the season but dropped during the five-game losing streak.

A WINNING SEASON

North Texas' 55-52 win over Old Dominion on Thursday Feb. 22 secured the program's first winning season since the 2005-06 season when UNT went 19-9. The Mean Green's 15 wins is tied for the most they've had in a season since the 2005-06 season.

LAST GAME RECAP

THE GREAT

UNT came from 18 points down and ended the game on a 15-5 run in the final five minutes.

THE GOOD

UNT was 10-for-10 at the free throw line in the fourth quarter.

THE OK

No player for ODU scored in double figures.

THE BAD

It took North Texas eight minutes and 29 seconds to score its first points. They trailed 13-4 at the end of the first quarter.

BEST START IN 12 YEARS

North Texas finished non-conference with a 9-3 record, its best start since the 2005-06 season.

TOUGH START TO C-USA

Five of North Texas' first seven conference games came against teams picked to finish in the top five of the C-USA Preseason Poll. UAB wasn't but currently stands at 22-4.

Streaks & Trends

15+

North Texas forces a C-USA leading 19.8 turnovers per game. In all 15 of the Mean Green's wins this year they've forced 15+ turnovers. They are 0-4 when they don't force at least 15 turnovers.

FOURTH QUARTER

During their four-game winning streak, the Mean Green are outscoring their opponents by an average score of 18-12 in the fourth quarter.

30 3-POINTERS

North Texas has made a total of 30 3-pointers during its four-game winning streak. It's the most 3-pointers they've made over a four game stretch this season.

FIRST QUARTER

The Mean Green are 11-1 this season when they have the lead after the first quarter. They were trailing after the first quarter at ODU on Thursday and won. It was just the third time this season they'd won a game that they were trailing in after the first quarter.

WHEN GRACE SCORES 9

North Texas is 6-0 this season when junior Grace Goodhart scores nine or points.

71 PERCENT

Terriell Bradley is shooting 71 percent (15-21) from deep during the Mean Green's four-game winning streak.

She's shooting 66.7 percent (15-24) from deep in their last five games. Over the last five games, Bradley is shooting as good or better from deep than seven every day UNT players are shooting from the free throw line.

FRESHMAN SLIDE

Freshman Lauren Holmes averaged 12 points and 5.7 rebounds per non-conference game. In the Mean Green's 13 conference game, which she's played in 12, she's averaged a more modest 6.8 points and 4 rebounds per game.

4 GAME WINNING STREAK

11 Straight Games

Terriell Bradley has led the Mean Green in scoring in 11 straight games.

Holmes From Deep

North Texas is 8-2 this season when Lauren Holmes makes two or more 3-pointers in a game. The two losses came against Kansas State and Rice, both of those games the Mean Green lost by one point each.

THE NEW A.D.

Sophomore Adrianna Henderson is averaging 9.2 ppg over the last five games. It's the second most on the team. She averaged just 3.3 ppg in the 20 games prior.

STARTING 5

North Texas is a perfect 5-0 when it starts Smith, Mims, Goodhart, Bradley and Buckner.

The Mean Green have gone with that starting lineup in each game during its current four game winning streak.

##	Player	gp-gs	min	avg	Total			3-Point		F-Throw		Rebounds						pts	avg			
					fg-fga	fg%	3fg-fga	3fg%	ft-fga	ft%	off	def	tot	avg	pf	dq	a			to	blk	stl
23	BRADLEY, Terriell	4-4	131	32.8	31-56	.554	15-21	.714	24-30	.800	6	16	22	5.5	9	0	10	7	3	3	101	25.3
33	HOLMES, Lauren	4-0	87	21.8	13-28	.464	7-18	.389	5-7	.714	8	11	19	4.8	7	0	4	1	0	7	38	9.5
10	HENDERSON, Adriann	4-0	60	15.0	12-23	.522	1-7	.143	5-9	.556	3	10	13	3.3	5	0	3	1	1	3	30	7.5
34	BUCKNER, Micayla	4-4	73	18.3	10-22	.455	0-0	.000	3-4	.750	5	7	12	3.0	13	1	2	6	4	2	23	5.8
03	SMITH, Brittany	4-4	117	29.3	8-22	.364	1-5	.200	5-7	.714	1	4	5	1.3	8	0	18	8	0	5	22	5.5
21	TERRELL, Deja	4-0	56	14.0	8-20	.400	1-2	.500	3-3	1.000	6	12	18	4.5	12	0	0	5	5	0	20	5.0
24	MIMS, Trena	4-4	111	27.8	8-20	.400	0-2	.000	2-3	.667	6	5	11	2.8	8	0	4	8	1	3	18	4.5
02	GOODHART, Grace	4-4	101	25.3	6-17	.353	4-12	.333	2-4	.500	0	10	10	2.5	3	0	7	2	0	4	18	4.5
12	POLAND, Jada	4-0	58	14.5	5-12	.417	1-2	.500	2-2	1.000	3	4	7	1.8	6	0	2	5	2	1	13	3.3
13	SHILLOW, Orianna	1-0	8	8.0	0-3	.000	0-3	.000	0-0	.000	0	0	0	0.0	0	0	1	1	1	0	0	0.0
Team											6	5	11				4					
Total.....		4	802		101-223	.453	30-72	.417	51-69	.739	44	84	128	32.0	71	1	51	48	17	28	283	70.8
Opponents.....		4	800		74-190	.389	15-53	.283	48-60	.800	38	89	127	31.8	79	4	32	80	10	19	211	52.8

2017-18 C-USA STANDINGS (as of 2/23/18)

SCHOOL	CONF.	CPCT.	OVERALL	PCT.
WKU	12-2	0.857	21-6	0.778
UAB	11-2	0.846	22-4	0.846
Rice	9-4	0.692	19-6	0.760
Charlotte	8-5	0.615	12-14	0.462
Louisiana Tech	8-6	0.571	17-10	0.630
Middle Tennessee	8-6	0.571	16-11	0.593
North Texas	6-7	0.462	15-10	0.600
Old Dominion	6-8	0.429	8-20	0.286
UTEP	5-8	0.385	14-12	0.538
Southern Miss	5-8	0.385	13-13	0.500
Florida Atlantic	5-8	0.385	11-13	0.458
UTSA	5-9	0.357	7-19	0.269
FIU	4-9	0.308	7-19	0.269
Marshall	2-12	0.143	8-19	0.296

Mean Green's Record In 2017-18 When...

Leading After First Quarter.....	11-1
Trailing After First Quarter.....	3-8
Tied After First Quarter.....	1-1
Leading At The Half.....	12-3
Trailing At The Half.....	3-6
Tied At The Half.....	0-1
Leading After Three Quarters.....	12-2
Trailing After Three Quarters.....	1-8
Tied After Three Quarters.....	2-0
Scoring First.....	8-5
Opponent Scores First.....	7-5
Takes More FG Attempts.....	13-8
Takes Fewer FG Attempts.....	2-2
Same FG Attempts.....	0-0
Commit More Turnovers.....	1-3
Commit Fewer Turnovers.....	13-6
Turnovers Are Even.....	1-1
Commit 15+ Turnovers.....	3-5
Commit Less Than 15 Turnovers....	12-5
Force 15+ Turnovers.....	15-6
Force Less Than 15 Turnovers.....	0-4
More Rebounds.....	9-3
Fewer Rebounds.....	6-7
Same Rebounds.....	0-0
More Assists.....	11-2
Fewer Assists.....	3-7
Same Assists.....	1-1
More Fouls Committed.....	7-8
Fewer Fouls Committed.....	6-2
Same Fouls Committed.....	2-0
Shoot Higher FG%.....	9-2
Shoot Lower FG%.....	6-8
Shoot Same FG%.....	0-0
Shoot Higher FT%.....	5-3
Shoot Lower FT%.....	9-6
Shoot Same FT%.....	1-1
More Points In The Paint.....	11-5
Fewer Points In The Paint.....	3-5
Same Points In The Paint.....	1-0
More 2nd Chance Points.....	12-4
Fewer 2nd Chance Points.....	3-5
Same 2nd Chance Points.....	0-1
More Bench Points.....	9-3
Fewer Bench Points.....	5-6
Same Bench Points.....	1-1
Following A Loss.....	5-6
Following A Win.....	9-3
In November.....	5-1
In December.....	4-2
In January.....	2-6
In February.....	4-1
In March.....	0-0

13 STRAIGHT

Terriell Bradley has scored in double figures in 13 straight games and 22 times total this season. During the last 10 games, Bradley has averaged 22.4 points per game.

3-POINT SHOOTER

In conference play, Terriell Bradley is shooting 53 percent (35-66) from 3-point range. UAB's Rachael Childress' 47.9 percent is the second-best.

Bradley is shooting 45.3 percent from deep for the season, which would be the best in a single season in school history.

Bradley has made 48 3-pointers this season, that's 15 more than she made all of last year. Her 48 3-pointers are the 10th most in a single-season in school history

After Thursday's performance against ODU, Bradley is averaging 2.6 3-pointers per game in conference, if she keeps up that pace she'll finish the regular season with 56 3-pointers, which would be the fifth most in a single season.

NORTH TEXAS QUICK FACTS

LOCATION.....	DENTON, TEXAS
FOUNDED.....	1890
PRESIDENT.....	DR. NEAL SMATRESK
ENROLLMENT.....	38,121
FOUNDED.....	1890
ATHLETIC DIRECTOR.....	WREN BAKER
NICKNAME.....	MEAN GREEN
COLORS.....	GREEN AND WHITE
HOME ARENA.....	THE SUPER PIT
CAPACITY.....	9,797
FIRST YEAR OF BASKETBALL.....	1976
YEARS OF BASKETBALL.....	41
CONFERENCE.....	CONFERENCE USA
HEAD COACH.....	JALIE MITCHELL
OVERALL RECORD.....	38-48 (3RD SEASON)
RECORD AT NORTH TEXAS....	38-48 (3RD SEASON)

MEAN GREEN TEAM RECORD

OVERALL.....	489-692
SUPER PIT WINS.....	272
C-USA RECORD.....	29-53
MOST CONSECUTIVE WINS.....	8 (00-01)
MOST CONSECUTIVE HOME WINS.....	14 (01-02)
MOST CONSECUTIVE ROAD WINS....	4 (00-01)

MEAN GREEN SINGLE GAME TEAM RECORDS

POINTS SCORED.....	116 (11/21/97)
FIELD GOALS.....	45 (2X LAST VS. 12/12/92)
3PT FIELD GOALS.....	13 (2/8/18)
FREE THROWS.....	38 (11/15/98)
REBOUNDS.....	71 (1/20/86)
ASSISTS.....	33 (2/3/94)
BLOCKS.....	10 (2X LAST 11/29/88)
STEALS.....	24 (3X LAST 2/27/00)

MEAN GREEN SINGLE GAME INDV. RECORDS

POINTS.....	42, J. JOHNSTON, 12/16/81
FIELD GOALS.....	18, A. TOLIVER, 2/17/77
3FGS.....	9, T. BRADLEY, 2/8/18
FREE THROWS.....	16 (2 PEOPLE)
FT ATTEMPTS.....	21, J. JOHNSTON 12/16/81
REBOUNDS.....	26, B. SAMPEY, 11/10/79
ASSISTS.....	14, D. TAYLOR, 2/3/94
BLOCKS.....	8, C. CAMPBELL, 2/18/86
STEALS.....	9 (2 PEOPLE)

CURRENT TEAM STREAKS

WINS.....	4
HOME WINS.....	1
AWAY WINS.....	3
NEUTRAL WINS.....	2
C-USA WINS.....	4
LOSSES.....	0
HOME LOSSES.....	0
AWAY LOSSES.....	0
NEUTRAL LOSSES.....	0
NON-CONFERENCE WINS.....	2
NON-CONFERENCE LOSSES.....	0

THE MEAN GREEN

ALL NORTH TEXAS ATHLETIC TEAMS ARE REFERRED TO AS "NORTH TEXAS" OR "UNT" AND THE "MEAN GREEN." DO NOT USE THE TERMS "NORTH TEXAS STATE," OR "EAGLES," TO DESCRIBE OUR TEAM.

Second-Half Comeback

17 POINTS BY BRADLEY

Redshirt junior Terriell Bradley led the 18-point second-half comeback by scoring 17 points in the second-half on 4-of-7 shooting and making 8-of-9 at the free throw line in the second-half.

13-0 RUN

North Texas trailed by seven points with 5 minutes and 3 seconds left in the game. At that time, Bradley hit a deep 3-pointer, which started a 13-0 UNT run that lasted until there were six seconds left on the clock and UNT led by seven.

10-10

In the fourth quarter, UNT was a perfect 10-for-10 at the free throw line, which helped sealed the comeback win.

NINE TURNOVERS

UNT forced nine turnovers in the fourth quarter. North Texas turned those nine turnovers into eight points while ODU scored no points off turnovers in the fourth quarter.

UNT erases an 18-point second-half deficit to win 55-52 at ODU

PERCENTAGE FIX

After shooting 26.3 percent in the first half (16.6 percent in the first quarter), UNT shot 45.8 percent in the second-half at ODU.

3 BIG 3-POINTERS

UNT went 0-7 in the first-half from deep. They hit three 3-pointers in the second-half (2-2 in the fourth quarter) and all three came at big moments.

Deja Terrell hit just her second 3-pointer of the year to start the Mean Green's first second-half rally.

Lauren Holmes kept the momentum on UNT's side as she opened the fourth quarter with a 3-pointer to cut the deficit to five points.

Terriell Bradley's 26-foot 4th quarter 3-pointer started a 13-0 rally that gave UNT its first lead of the game.

17+ POINT COMEBACKS

Thursday's 18-point second-half comeback was the Mean Green's third second-half comeback of 17 or more points under third-year head coach Jalie Mitchell.

20 PTS vs. IUPUI (12/5/15)

In her first season at UNT, Jalie Mitchell and North Texas made a furious 20-point second-half comeback at home against IUPUI on Dec. 5, 2015 to win 68-67. IUPUI led by 20 with 6:42 left in the third quarter. The Mean Green outscored IUPUI 24-10 in the fourth quarter and took its first lead of the game with 43 seconds left. UNT's Candice Adams led all scorers with 18 points.

17 PTS vs. RICE (2/4/17)

In her second season at UNT, Mitchell and UNT made a 17-point second-half comeback at rice on Feb. 4, 2017 to win 77-69 in OT. Rice led by 17 points with 2:53 left in the third quarter. The Mean Green outscored Rice 36-15 in the game's final 15 minutes. The win was the start of a five-game winning streak for UNT.

At ODU Box Score

North Texas 71 • 14-10 (5-7)

#	Player	f/g	Total			3-Ptr			Rebounds			PF	TP	A	TO	Blk	Stl	Min		
			FG	FGA	FT	FTA	FG	FGA	FT	FTA	Off								Def	Tot
34	BUCKNER, Micayla	f	4	9	0	0	1	2	3	2	5	5	9	0	1	1	1	19		
02	GOODHART, Grace	g	1	4	1	4	1	2	0	3	3	1	4	3	2	0	2	29		
03	SMITH, Brittany	g	3	6	1	2	4	5	0	0	0	2	11	3	1	0	2	34		
23	BRADLEY, Terriell	g	9	18	4	6	4	7	2	3	5	3	26	4	1	1	1	34		
24	MIMS, Trena	g	2	3	0	0	2	3	4	2	6	0	6	0	2	0	0	27		
10	HENDERSON, Adrianna		0	0	0	0	2	4	0	2	2	0	2	0	1	0	0	6		
12	POLAND, Jada		3	4	0	0	0	0	0	1	1	1	6	0	1	1	0	21		
21	TERRELL, Deja		0	3	0	1	0	0	0	2	2	3	0	0	1	0	0	5		
33	HOLMES, Lauren		3	8	1	5	0	0	1	2	3	3	7	1	0	0	0	25		
Team																				
Totals			25	55	7	18	14	23	12	18	30	18	71	11	11	3	6	200		

1st - FG %	5-13	38.5%	2nd: 8-14	57.1%	3rd: 7-20	35.0%	4th: 5-8	62.5%	Game: 25-5	45.5%	Deadball
3FG %:	3-6	50.0%	4-8	50.0%	0-3	0.0%	0-1	0.0%	7-18	38.9%	Rebound
FT %:	2-3	66.7%	0-0	0.0%	3-4	75.0%	9-16	56.3%	14-2	60.9%	4

CAREER STARTS

Terriell Bradley..... 54
Micayla Buckner..... 31
Brittany Smith..... 21
Trena Mims 19
Lauren Holmes..... 17
Grace Goodhart..... 16
Jada Poland..... 3
Orianna Shillow..... 3

LEADS / DEFICITS

Largest Lead In Win
 48, vs. FIU 2/8/18
Largest Lead In Loss
 11, (2x) vs. K-State & at UIC
Largest Deficit In Win
 18, at ODU 2/22/18
Largest Deficit In Loss
 22, (2x) at UAB & vs. WKU

INCREASED SUPER PIT ATTENDANCE

For a third straight season, the Mean Green have increased their total and season average home attendance. With still two home games remaining, North Texas' average home attendance of 1,209 is the highest its been in over 12 years and a 19.5% increase from last year, which was a 33% increase from 2015-16.

The Mean Green currently rank seventh in C-USA in average home attendance.

5 MINS OR LONGER

North Texas has held a team scoreless for five minutes or longer 16 different times this season, they've had a defensive stand of five minutes or longer in three straight games.

FRESHMAN 15

UNT freshman Deja Terrell scored a season-high 15 points on Dec. 30. All three Mean Green freshmen have now scored 15 or more points in a game this season. UNT hasn't had that many freshmen score 15+ in a single season in the last 12 years.

40 OR FEWER

North Texas has held three teams this season to 40 or fewer points. Under third year head coach Jalie Mitchell, UNT has held five teams to 40 or fewer. In the 1,162 games prior to Mitchell's arrival, UNT had only accomplished that six times.

50 OR FEWER

North Texas has held 10 teams to 50 or fewer points this year. They held just one team to 50 or fewer points last year. The 10 times is the most times in a single season in program history, beating the 2011-12 team's record of eight.

2017-18 Streaks

<i>Consecutive double-figure scoring games</i>	<i>Total double-doubles</i>	<i>Total double-digit scoring games</i>	<i>Total games with 4+ fouls</i>
Terriell Bradley 13	Lauren Holmes 2	Terriell Bradley 22	Micayla Buckner 11
Adrianna Henderson 1	Micayla Buckner 1	Lauren Holmes 9	Brittany Smith 7
	Terriell Bradley 1	Micayla Buckner 9	Terriell Bradley 6
		Trena Mims 4	Deja Terrell 6
		Grace Goodhart 4	Trena Mims 5
		Brittany Smith 4	Jada Poland 4
		Deja Terrell 3	Grace Goodhart 2
		Adrianna Henderson 3	Lauren Holmes 2
			Adrianna Henderson 1
<i>Consecutive games with a 3-pointer</i>	<i>Total 30+ point games</i>	<i>Total games with 5+ field goals</i>	<i>Total technical fouls</i>
Terriell Bradley 11	Terriell Bradley 1	Terriell Bradley 19	Terriell Bradley 2
Lauren Holmes 4		Micayla Buckner 9	Deja Terrell 1
		Lauren Holmes 6	
		Trena Mims 4	
		Adrianna Henderson 2	
		Deja Terrell 1	
		Brittany Smith 1	
		Jada Poland 1	
		Deja Terrell 1	
		Terriell Bradley 1	
		Trena Mims 1	
		Micayla Buckner 1	
<i>Consecutive made free throws</i>	<i>Total 20+ point games</i>	<i>Total games with 15+ point games</i>	<i>Total Disqualifications</i>
Deja Terrell 6	Terriell Bradley 16	Terriell Bradley 19	Micayla Buckner 4
Terriell Bradley 6	Lauren Holmes 1	Lauren Holmes 5	Brittany Smith 1
Adrianna Henderson 4	Micayla Buckner 1	Grace Goodhart 1	Adrianna Henderson 1
Micayla Buckner 3		Adrianna Henderson 1	Jada Poland 1
Lauren Holmes 2		Deja Terrell 1	Deja Terrell 1
Trena Mims 1		Brittany Smith 1	Terriell Bradley 1
			Trena Mims 1
<i>Consecutive games without a foul</i>			
N/A			

Career vs. Marshall

Player	gp-gs	min	avg fg-fga	fg%	3fg-fga	3fg%	ft-fta	ft%	off	def	tot	avg	pf	dq	a	to	blk	stl	pts	avg
Bradley	1-1	26	26 5-9	.555	1-3	.333	3-6	.500	1	4	5	5.0	4	0	1	6	3	0	14	14.0
Poland	1-0	18	18 0-1	.000	0-0	.000	2-2	1.00	1	4	5	5.0	1	0	1	1	0	4	2	2.0
Goodhart	1-0	12	12 0-2	.000	0-2	.000	0-0	.000	0	1	1	1.0	1	0	1	1	0	1	0	0.0
Henderson	1-0	4	4 0-0	.000	0-0	.000	0-0	.000	0	0	0	0.0	0	0	1	0	0	1	0	0.0
Buckner	1-0	2	2 0-0	.000	0-0	.000	0-0	.000	0	0	0	0.0	1	0	0	0	0	0	0	0.0

#PRIDE

CAREER STATS

	KU/UNT	UNT
PTS	1,086	882
REBS	330	259
ASTS	149	111
3FGs	106	81

Has been the game's leading scorer 16 times including the last 7 straight

Scored a career-high 32 points at FIU

18.8 ppg in non-conf.

144 rebs this season is a season-high

21.8 ppg in C-USA

Went 9-10 from deep on Feb. 8 at FIU and made nine in a row and is now shooting 53% from deep in C-USA play

* Preseason All-Conference

* 16 20+ pts games this season

* In just under two years she's made the 8th most FTs in school history

TERRIELL BRADLEY

R-JR // Guard // New Orleans, LA.

23

Bradley's Season In The Record Books

POINTS			3-POINT FG			FREE THROWS		
Total	Player	Year	Total	Player	Year	Total	Player	Year
1. 611	Clara Campbell	85-86	1. 65	Loryn Goodwin	12-13	1. 135	Sherronda Williams	91-92
2. 585	Lisa Risinger	77-78	2. 61	Jill Medlock	03-04	2. 134	Terriell Bradley	17-18
3. 562	Jalie Mitchell	01-02	3. 60	Ashley Norris	95-96	3. 133	Ashley Norris	95-96
4. 526	Sharon Shelton	77-78	4. 58	Candice Adams	16-17	4. 123	Jalie Mitchell	01-02
5. 516	Lisa Risinger	78-79	5. 55	Laura McCoy	12-13	5. 122	Jalie Mitchell	00-01
6. 461	Terriell Bradley	17-18	6. 55	Allison Clark	97-98	6. 121	Terriell Bradley	16-17
7. 471	Amber Jackson	08-09	7. 55	Nicole Thomas	01-02	7. 108	Ashley Norris	97-98
8. 462	Ramona Black	87-88		Delaine Taylor	94-95		Jasmine Godbolt	09-10
	Nikki Ryan	93-94	9. 49	Candice Adams	15-16	9. 106	Rosalyn Reades	99-00
10. 461	Jalie Mitchell	00-01	10. 48	Terriell Bradley	17-18	10. 105	Nelda Roy	89-90

SCORING AVERAGE			3-POINT FG%		
Avg.	Player	Year	Avg.	Player	Year
1. 20.4	Clara Campbell	85-86	1. .453	Terriell Bradley	17-18
2. 19.5	Althea Toliver	76-77	2. .446	Delaine Taylor	94-95
	Lisa Risinger	77-78	3. .414	Ashley Norris	99-00
4. 19.4	Jalie Mitchell	01-02	4. .400	Kelsey Criner	15-16
5. 19.2	Terriell Bradley	17-18	5. .389	Jalie Mitchell	01-02
6. 18.2	Nelda Roy	88-89	6. .387	Ashley Norris	95-96
7. 17.2	Lisa Risinger	78-79	7. .386	Jaquita Deaton	93-94
8. 17.1	Nikki Ryan	93-94		Sanetra Jackson	06-07
9. 16.9	Isalene Jones	82-83	9. .385	Desiree Nelson	10-11
10. 16.8	Ashley Norris	95-96			
	Amber Jackson	08-09			

Bradley's Notable 2017-18 Games

Double-Double At Indiana

Although it was in a losing effort, Terriell Bradley recorded her third career double-double with 22 points and 10 rebounds at Indiana on Dec. 5. Bradley led the 15-point second-half comeback by scoring 14 point in the game's final 11 minutes.

Game-Tying Then Winner

Terriell Bradley saved the Mean Green with a game-tying layup in the final seconds of regulation at Eastern Illinois on Dec. 20. She then hit the game-winning mid-range jumper in overtime at the buzzer. The Mean Green were two players down in the game and Bradley played the entire 45 minutes.

Daytona Beach

Terriell Bradley led UNT to back-to-back victories at the San Juan Shootout in Daytona Beach, FL., over the Thanksgiving Weekend with a combined 42 points on .519 percent shooting.

Nine-Straight 3-Pointers

In the program's largest road victory in school history, Terriell Bradley led North Texas to the 46-point win at FIU on Feb. 8 with a career-high 32 points. In the game, Bradley made nine-straight 3-pointers after missing her first attempt, which she said was her most open attempt of the game. She finished 9-of-10 from deep.

Outscores Tashia Brown

In a losing effort, Terriell Bradley outscored the conference's leading scorer Tashia Brown (WKU) 29 points to Brown's 28 on Jan. 26. Bradley scored a then career-high 29 points by making her first 12 free throw attempts of the game. Bradley also took 10 less field goal attempts than Brown in the game.

2nd Quarter vs. USM

Terriell Bradley scored 15 points in the second quarter on six-of-seven shooting and making three 3-pointers in the quarter. Her performance led North Texas to a 13-point half-time lead over the Lady Eagles.

NCAA LEADERS

All games through 2/23/18

SCORING

44. Terriell Bradley 19.4 PPG

STEALS PER GAME

100. Lauren Holmes 2.26 SPG

LEADERS IN C-USA

All games through 2/23/18

SCORING

3. Terriell Bradley 19.4 PPG

39. Lauren Holmes 9.3 PPG

REBOUNDS

22. Terriell Bradley 5.8 RPG

25. Micayla Buckner 5.4 RPG

33. Lauren Holmes 4.8 RPG

ASSISTS

9. Brittany Smith 3.5 APG

22. Terriell Bradley 2.2 APG

29. Trena Mims 2.0 APG

BLOCKS

7. Micayla Buckner 1.2 BPG

15. Deja Terrell .8 BPG

STEALS

4. Lauren Holmes 2.3 SPG

15. Terriell Bradley 1.6 SPG

MINUTES

5. Terriell Bradley 34.4 MPG

LEADERS IN C-USA

C-USA games only through 2/23/18

SCORING

2. Terriell Bradley 21.8 PPG

REBOUNDS

17. Terriell Bradley 6.0 RPG

36. Micayla Buckner 4.3 RPG

ASSISTS

6. Brittany Smith 3.9 APG

30. Terriell Bradley 1.9 APG

BLOCKS

9. Deja Terrell 1.1 BPG

13. Micayla Buckner 0.8 BPG

18. Terriell Bradley 0.7 BPG

STEALS

10. Lauren Holmes 1.8 SPG

MINUTES

4. Terriell Bradley 35.2 MPG

OVERTIME WARRIORS

The Mean Green are riding a five-game overtime winning streak. All five of those overtime wins came in the 2017 calendar year and were all away from their home arena, The Super Pit. North Texas only had three overtime wins away from the Super Pit in the program's 39-year history prior to last year. North Texas is 11-26 all-time in overtime games. Five of those 11 wins came in 2017.

4 GAME WINNING STREAK

North Texas is on a 4-game winning streak, one more win would tie last season's longest winning streak. UNT has now had two separate four-game winning streaks this season.

ROAD WINNING STREAK

North Texas is on a 3-game road winning streak. It's tied with the 2016-17 team for the longest road winning streak since 2002.

NINE STRAIGHT 3s

Terriell Bradley sunk nine-straight 3-pointers at FIU on Feb. 8. It was one off the NCAA record. She finished the game 9-10 from deep. She made the nine in a row after missing her first 3-point attempt. The nine 3-pointers are the most by a UNT player in a single game & the nine straight are a C-USA record.

1,000 POINTS

When including her freshman season at Kansas, Terriell Bradley scored her 1,000th career point on Feb. 8 at FIU in the second quarter on a 3-pointer.

NOVEMBER TO REMEMBER

North Texas won five games before the month of December for only the second time in program history.

7 MIN SHUTOUT

North Texas held Coastal Carolina scoreless for the first seven minutes and 30 seconds of their game on Nov. 23rd.

FRESHMAN OF THE WEEK

Lauren Holmes has been named Conference USA's Freshman of the Week three times this year. She earned her first honor on Dec. 11, again on Jan. 2. and most recently on Feb. 12

ACTIVE TEAM LEADERS

(UNT Stats Only)

POINTS

1. Terriell Bradley	882
2. Micayla Buckner	317
3. Tyara Warren^	233
4. Lauren Holmes	213
5. Grace Goodhart	195

REBOUNDS

1. Terriell Bradley	259
2. Micayla Buckner	225
3. Jada Poland	136
4. Tosin Mabodu^	115
5. Lauren Holmes	110

ASSISTS

1. Terriell Bradley	111
2. Brittany Smith	80
3. Grace Goodhart	57
4. Trena Mims	50
5. Tyara Warren^	35

3FGs

1. Terriell Bradley	81
2. Grace Goodhart	36
3. Lauren Holmes	35
4. Tyara Warren^	17
5. Adrianna Henderson	16

^indicates out with season or career ending injury

ATHLETIC FAMILY

Freshman Deja Terrell is the daughter of former NFL veteran David Terrell who was a safety for the Washington Redskins and Oakland Raiders. Deja Terrell’s mother, Kiana Taylor-Terrell is one of the greatest UTEP women’s basketball players in program history. When she graduated in 1998 she was second in program history in scoring (1,134) and second in rebounds (676). Deja Terrell was also a two-time all-district volleyball player at Life Oak Cliff High School in Dallas.

FRESHMEN WITH A BIGGER ROLE

North Texas freshmen Lauren Holmes, Trena Mims and Deja Terrell have scored this season 213, 137 and 94 points, respectively. Last season, Adrianna Henderson led all Mean Green freshmen in scoring at the end of the year with 67 total points.

1 THROUGH 4

Mean Green redshirt junior Terriell Bradley played the 1-4 positions last year and still does that this year.

IMPROVEMENTS

The Mean Green have improved on their previous season’s record each year under third-year head coach Jalie Mitchell.

Year	Record	Head Coach
14-15	5-24	Petersen
15-16	11-19	Mitchell
16-17	12-19	Mitchell
17-18	15-10	Mitchell

GETTING IN SHAPE

Redshirt junior post Micayla Buckner lost considerable weight this off-season and has made it a point of emphasis to run the court better, shoot the ball and be an all-conference player. The 6-4 post began her 2017-18 campaign with a career-high 12 points on 6-of-8 shooting. Her previous high was 10 points, which she accomplished twice last season. She then scored 20 points versus Texas A&M International in UNT’s second game of the year. She then recorded her first career double-double in their sixth game of the year.

2017

In the 2017 calendar year UNT posted a 18-13 record. In 2016 UNT was 9-22.

PRESEASON ALL-CONFERENCE

Redshirt junior Terriell Bradley was voted by the C-USA coaches to the eight-player preseason all-conference team. She is the first North Texas women’s basketball player to earn a preseason all-conference nod since 2011 when the Mean Green played in the Sun Belt.

NEW PGs

The point guard position is very important to head coach Jalie Mitchell. She begins the 2017-18 season with two new point guards in freshman Trena Mims and JC transfer Brittany Smith. Last year’s point guards, Kelsey Criner graduated and now-sophomore Adrianna Henderson has moved to off the ball guard but can take the ball up the court to initiate the offense as can Terriell Bradley.

EARLY SIGNEES

North Texas signed two Texas products in the early signing period. The Mean Green have added Jasmyne Robinson of Arlington Bowie High School and Charlene Shepherd of Shoemaker High School in Killeen, Texas. Robinson is a 5-foot-8 guard who is a tremendous shooter. She recently scored her 1,000th career point and was named as the district MVP her sophomore season. Shepherd is a forward who can stretch the court as a shooter. She’s been named alldistrict in both basketball and volleyball.

DOUBLE-DOUBLES

With Terriell Bradley’s double-double at Indiana, North Texas has had three different players record a double-double this season, which is how many they had all of last year.

DOUBLE-DOUBLE COUNT

LAUREN HOLMES:

20 pts, 12 rebs (11/10)

MICAYLA, BUCKNER:

10 pts, 11 rebs (11/29)

TERRIELL BRADLEY:

22 pts, 10 rebs (12/5)

LAUREN HOLMES:

19 pts, 13 rebs (12/30)

MICAYLA BUCKNER:

10 pts, 12 rebs (1/3)

LAUREN HOLMES
FRESHMAN GUARD #33
FAYETTEVILLE, AR.



2017 ARKANSAS FEMALE PREP ATHLETE OF THE YEAR

3.9 HIGH SCHOOL G.P.A.

WORKED TWO JOBS

NINE HIGH SCHOOL STATE TITLES

2X BASKETBALL STATE CHAMPS, 2016 & 2017

VOLLEYBALL STATE CHAMPS, 2017

2X TEAM TRACK&FIELD STATE CHAMPS, 2015, 2017

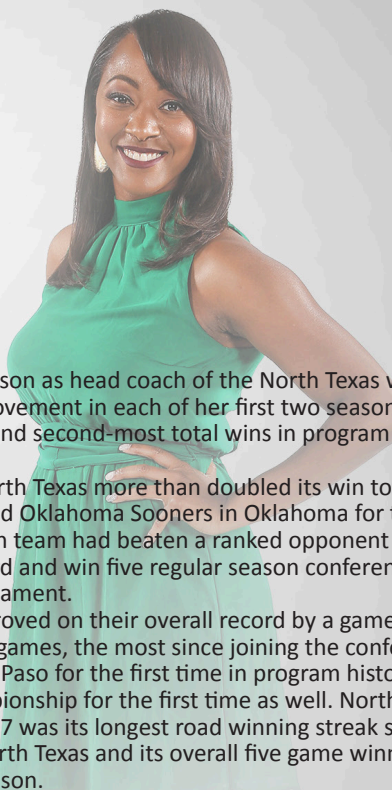
4 INDIVIDUAL TRACK&FIELD STATE CHAMPS

- 100-M STATE CHAMP
- TRIPLE JUMP STATE CHAMP
- LONG JUMP STATE CHAMP
- 4X100 RELAY STATE CHAMP



#PRIDE

JALIE MITCHELL
HEAD COACH



Jalie Mitchell begins her third season as head coach of the North Texas women's basketball team. The Mean Green have seen improvement in each of her first two seasons. She enters her third season with the most road wins and second-most total wins in program history by a coach with two full seasons under their belt.

In her first season in 2015-16, North Texas more than doubled its win total from the previous season and beat the No. 17 ranked Oklahoma Sooners in Oklahoma for their first win of the year. It was the first time a Mean Green team had beaten a ranked opponent in program history. They proceeded to post an 11-19 record and win five regular season conference games and reach the second-round of the C-USA Tournament.

In 2016-17, the Mean Green improved on their overall record by a game and set program records and firsts. They won eight C-USA games, the most since joining the conference in the 2013-14 season. They defeated UTEP in El Paso for the first time in program history and they reached the quarterfinals of the C-USA Championship for the first time as well. North Texas' three-game road winning streak in February of 2017 was its longest road winning streak since the 2001-02 season when Mitchell was a senior at North Texas and its overall five game winning streak in February was the longest since the 2012-13 season.

When hired, Mitchell described North Texas as her dream job. The 2002 Mean Green graduate is the program's greatest player and boasts numerous records as a four-year letter winner. She is the program's all-time leading scorer with 1,764 points and tops the list of career free throws made and attempted. In 2002, Mitchell was named Sun Belt Conference Player of the Year when she averaged 19.4 points per game.

She earned all-conference honors all four years at North Texas and was a part of the winningest senior class in program history, compiling a 77-39 record -- including a 42-4 mark at the Super Pit -- and making back-to-back WNIT appearances in 2001 and 2002. Mitchell's No. 44 is one of two women's basketball numbers that has been retired by the Mean Green and her spectacular playing career culminated in 2007 when she was inducted into the North Texas Athletic Hall of Fame. Under Mitchell, North Texas has had a noticeable increase in offense and defense. In her first season, the Mean Green improved their field goal percentage by 7.23 percent -- the largest improvement in the country. It was also the sixth-highest shooting percentage in North Texas history. In total, the Mean Green averaged nearly 10 more points per game in 2015-16 than the year before. In 2016-17, North Texas held conference opponents to 62.9 points per game and typically held the opposition's leading scorer to 10 or more points below their season average.

Prior to becoming the Mean Green's head coach, Mitchell had two stints as an assistant in Denton. Most recently under then head coach Karen Aston for the 2011-12 campaign. In that campaign, the team went 15-16.

When Aston left the Mean Green to coach the University of Texas in 2012, Mitchell followed. In her three seasons at Texas, the team combined for a 60-41 overall record. The Longhorns made the NCAA Tournament field the last two seasons, including a Sweet 16 appearance in 2015 -- their first since 2008. Mitchell began her collegiate coaching career in 2008 as an assistant coach with the Mean Green under Shanice Stephens. She spent two seasons at North Texas under Stephens before taking on the same position at UNC-Wilmington for the 2010-11 season. Mitchell helped the Seahawks finish with a 24-9 record and reach the second round of the WNIT, both program bests.

In addition to the North Texas Athletics Hall of Fame, Mitchell was inducted into the Duncanville ISD Athletic Hall of Honor in October of 2015.

#PRIDE

Mitchell Quick Facts

- Age: 37
- Alma Mater: North Texas '02
- UNT Record: 38-48 (Third season)
- All-Time Record: 38-48 (Third season)
- Non-Conference: 17-16
- C-USA Record: 21-32
- Home Record: 20-20
- Away Record: 14-24
- Neutral Record: 4-4
- Overtime Record: 5-2
- vs. Power-Five: 2-4

North Texas All-Time Coaching Wins

Tina Slinker.....	241
Judy Nelson	66
Cherri Rapp.....	43
Jalie Mitchell.....	38
Denise Smith.....	33
Mike Petersen.....	28
Shanice Stephens	25
Karen Aston.....	15

Mitchell Coaching Experience

- 2015- North Texas Head Coach
- 2012-15 Texas Asst. Coach
- 2011-12 North Texas Asst. Coach
- 2010-11 UNC-Wilmington Asst. Coach
- 2008-10 North Texas Asst. Coach

Mitchell Playing Experience

- 1998-2002 North Texas
- * Mean Green's all-time leading scorer
- * Four-year all-conference player
- * Winningest senior class in program history
- * 2002 Sun Belt Conference Player of the Year
- * Back-to-Back WNIT appearances (2001-02)

Career Accolades

- * Had her number (44) retired at North Texas
- * Was inducted into the North Texas Athletics Hall of Fame in 2007
- * Was inducted into the Duncanville ISD Athletic Hall of Honor in October of 2015

ROSTER

No.	Name	Pos.	Ht.	Class	Hometown	Previous School
0	Callie Owens [^]	Guard	5-10	SO	Plano, TX	Pacific
1	Tyara Warren	Guard	5-9	RS JR	Plano, TX	West Virginia University
2	Grace Goodhart	Guard	5-9	JR	Sunnyvale, TX	Loyola University Chicago
3	Brittany Smith	Point Guard	5-6	JR	Houston, TX	South Plains College
10	Adrianna Henderson	Guard	5-8	SO	Topeka, KS	Topeka High School
12	Jada Poland	Forward	6-0	SO	St. Louis, MO	Ft. Zumwalt West High School
13	Orianna Shillow	Guard	5-8	JR	Round Rock, TX	Stony Point High School
15	Hannah Hopkins	Post	6-3	SO	Humble, TX	Atascocita High School
21	Deja Terrell	Forward	6-1	FR	Oak Cliff, TX	Life Oak Cliff High School
23	Terriell Bradley	Guard	5-10	RS JR	New Orleans, LA	University of Kansas
24	Trena Mims	Point Guard	5-5	FR	Muskogee, OK	Muskogee High School
30	Tosin Mabodu	Post	6-1	SR	Chicago, IL	Murray State College
33	Lauren Holmes	Guard	5-9	FR	Fayetteville, AR	Fayetteville High School
34	Micayla Buckner	Post	6-4	RS JR	Garland, TX	Collin College
41	Madison Townley	Forward	6-0	SO	Duncanville, TX	Duncanville High School

Head Coach: Jalie Mitchell (3rd season)

Associate Head Coach: Bobby Brasel (3rd season)

Assistant Coaches: Carlos Knox (1st season), Kasondra Foreman (3rd season)

[^] Redshirting

PRONUNCIATION GUIDE

Callie Owens	cal-EE
Tyara Warren	ty-air-uh
Adrianna Hederson	a-dre-AHN-nuh
Jada Poland	jay-duh
Orianna Shillow	or-ee-ahn-nuh shy-low
Deja Terrell	dae-juh ter-rel
Terriell Bradley	ter-ree-el
Micayla Buckner	mih-kay-luh
Jalie Mitchell	jay-lee
Bobby Brasel	braz-el (rhymes with razzle)

PROJECTED MEAN GREEN STARTING LINEUP



**BRITTANY
SMITH**

PG, 5-6, JR
Houston, TX
South Plains College
PPG: 5.8
RPG: 2.7
APG: 3.2
Starts: 21



**TRENA
MIMS**

PG, 5-5, FR
Muskogee, OK
Muskogee HS
PPG: 5.5
RPG: 2.7
APG: 2.0
Starts: 19



**GRACE
GOODHART**

G, 5-9, JR
Sunnyvale, TX
Loyola Univ. Chicago
PPG: 5.2
RPG: 1.8
3FG%: 28.7
Starts: 15



**TERRIELL
BRADLEY**

G, 5-10, R-JR
New Orleans, LA
Univ. of Kansas
PPG: 19.4
RPG: 5.8
3FG%: 45.3
Starts: 54



**MICAYLA
BUCKNER**

P, 6-4, R-JR
Garland, TX
Collin College
PPG: 7.3
RPG: 5.4
BPG: 1.2
Starts: 31

PLAYER PROFILES



2 GRACE GOODHART
 5-9, JR. GUARD, SUNNYVALE, TX
 LOYOLA UNIV. CHICAGO
 SUNNYVALE HIGH SCHOOL

2017-18 SEASON HIGHS **UNT CAREER HIGHS**
 PTS: 16 (at E. Illinois, 12/20/17) PTS: 16 (at E. Illinois, 12/20/17)
 REBS: 5 (vs. MACU, 11/10/17) REBS: 5 (vs. MACU, 11/10/17)
 ASTS: 6 (vs. Charlotte, 1/14/18) ASTS: 6 (vs. Charlotte, 1/14/18)
 STLS: 5 (vs. Coastal Carolina (11/23/17)) STLS: 5 (vs. Coastal Carolina (11/23/17))
 3FGs: 4 (vs. Charlotte, 1/14/18) 3FGs: 4 (vs. Charlotte, 1/14/18)

BIO BLAST

- **Nickname: "GG" or "Double G"**
- **Played her freshman season at Loyola Univ. Chicago**
- **Younger brother "Cash" plays football at Princeton**
- **Enjoys country music**
- **Favorite musician is Chris Young**
- **Her dog's name is "Dirk" and is named after Dirk Nowitzki**
- **Named the Texas State 3A Championship MVP after leading Sunnyvale High School to a state title in 2014-15.**



Opponent	Date	gs	min	Total		3-Pointers		Free throws		Rebounds				pf	a	t/o	blk	stl	pts	avg
				fg-fga	pct	3fg-fga	pct	ft-fa	pct	off	def	tot	avg							
MACU	11/10/1	*	29	4-9	.444	1-4	.250	0-1	.000	0	5	5	0	2	4	1	0	0	9	9.0
TEXAS A&M INTERNATI	11/14/1	*	30	3-9	.333	1-7	.143	2-2	1.00	0	2	2	3.5	2	3	5	0	4	9	9.0
K-STATE	11/19/1	*	16	1-2	.500	1-2	.500	0-0	.000	0	0	0	2.3	4	0	1	0	0	3	7.0
vs COASTAL CAROLIN	11/23/1	*	32	4-11	.364	2-6	.333	0-0	.000	0	1	1	2.0	2	3	0	0	5	10	7.8
vs DETROIT	11/24/1	*	10	2-6	.333	1-4	.250	0-0	.000	0	3	3	2.2	0	0	0	0	0	5	7.2
SMU	11/29/1	*	10	2-2	1.00	1-1	1.00	0-0	.000	0	0	0	1.8	2	0	2	1	0	5	6.8
TULSA	12/2/17		20	0-3	.000	0-2	.000	0-0	.000	0	3	3	2.0	1	2	1	0	1	0	5.9
at Indiana	12-5-17		14	0-3	.000	0-2	.000	0-0	.000	0	1	1	1.9	3	1	0	0	1	0	5.1
LA SALLE	12/09/1		18	2-4	.500	1-2	.500	0-0	.000	0	0	0	1.7	1	1	0	0	0	5.1	
at UIC	12/18/1		33	3-6	.500	1-4	.250	0-0	.000	0	2	2	1.7	1	2	3	0	3	7	5.3
at Eastern Illinois	12/20/1	*	45	4-11	.364	3-6	.500	5-5	1.00	0	3	3	1.8	2	0	4	1	1	16	6.3
OKLAHOMA PANHANDL	12/30/1		18	0-9	.000	0-7	.000	0-0	.000	1	1	2	1.8	0	0	0	0	0	0	5.8
at Louisiana Tech	01/03/1		18	1-3	.333	0-1	.000	1-2	.500	0	4	4	2.0	4	1	2	0	1	3	5.5
RICE	1/5/18	*	19	1-3	.333	1-3	.333	0-0	.000	0	0	0	1.9	3	2	2	0	0	3	5.4
OLD DOMINION	1/11/18	*	27	2-9	.222	1-6	.167	0-0	.000	1	2	3	1.9	3	1	0	0	2	5	5.3
CHARLOTTE	1/13/18	*	29	4-8	.500	4-6	.667	2-2	1.00	0	2	2	1.9	0	6	2	0	2	14	5.9
at Middle Tennessee	01/18/1	*	22	2-10	.200	2-7	.286	2-4	.500	0	1	1	1.9	1	1	3	0	0	8	6.0
at UAB	01/20/1	*	23	2-4	.500	1-2	.500	0-0	.000	0	0	0	1.8	2	1	0	0	1	5	5.9
WESTERN KENTUCKY	1/26/18		15	1-2	.500	0-1	.000	0-0	.000	0	0	0	1.7	2	0	3	0	0	2	5.7
UTEP	1/28/18		2	0-0	.000	0-0	.000	0-2	.000	0	0	0	1.6	1	0	0	0	0	0	5.5
at UTSA	2/2/18		21	2-7	.286	0-2	.000	0-0	.000	0	2	2	1.6	0	1	0	0	0	4	5.4
at FIU	02/08/1	*	26	4-8	.500	2-4	.500	0-0	.000	0	4	4	1.7	0	4	0	0	1	10	5.6
at Florida Atlantic	02/10/1	*	19	1-3	.333	1-2	.500	1-2	.500	0	2	2	1.7	2	0	0	0	1	4	5.5
SOUTHERN MISS	2/15/18	*	29	1-4	.250	1-4	.250	1-2	.500	0	3	3	1.8	1	3	2	0	2	4	5.5
at Old Dominion	02/22/1	*	27	0-2	.000	0-2	.000	0-0	.000	0	1	1	1.8	0	0	0	0	0	0	5.2
Totals			552	46-138	.333	25-87	.287	14-22	.636	2	42	44	1.8	39	36	31	2	25	131	5.2

Games played: 25
 Minutes/game: 22.1
 Points/game: 5.2
 FG Pct: 33.3
 3FG Pct: 28.7
 FT Pct: 63.6

Rebounds/game: 1.8
 Assists/game: 1.4
 Turnovers/game: 1.2
 Assist/turnover ratio: 1.2
 Steals/game: 1.0
 Blocks/game: 0.1

Season	gp-gs	min/avg	Total		3-Point		F-Throws		Rebounds				Scoring							
			fg-fga	pct	fg-fga	pct	ft-fa	pct	off	def	tot	avg	pf	fo	ast	to	blk	stl	pts	avg
2016-17	28-1	318/11.4	21-101	.208	11-56	.196	11-20	.550	2	20	22	0.8	32	0	21	19	1	6	64	2.3
2017-18	25-15	552/22.1	46-138	.333	25-87	.287	14-22	.636	2	42	44	1.8	39	0	36	31	2	25	131	5.2
TOTAL	53-16	870/16.4	67-239	.280	36-143	.252	25-42	.595	4	62	66	1.2	71	0	57	50	3	31	195	3.7

PLAYER PROFILES



3

BRITTANY SMITH

5-6, JR. POINT GUARD, HOUSTON, TX
SOUTH PLAINS COLLEGE
SPRING HIGH SCHOOL

2017-18 SEASON HIGHS

UNT CAREER HIGHS

PTS: 12 (2x, last vs. UTEP, 1/28/18) PTS: 12 (2x, last vs. UTEP, 1/28/18)
REBS: 10 (at E. Illinois, 12/20/17) REBS: 10 (at E. Illinois, 12/20/17)
ASTS: 10 (at FIU, 2/9/18) ASTS: 10 (at FIU, 2/9/18)
STLS: 3 (vs. Charlotte, 1/14/18) STLS: 3 (vs. Charlotte, 1/14/18)
3FGS: 2 (2x, last vs. ODU, 1/11/18) 3FGS: 2 (2x, last vs. ODU, 1/11/18)

BIO BLAST

- 2017 Western Junior College Conference Defensive Player of the Year

- Had 15 assists on Feb. 23, 2017 against Clarendon College, which was a SPC program record

- Scored a JC career-high 22 points vs. Midland College on Feb. 2, 2017

- Led the Lady Texans to the second round of the 32-team NJCAA Tournament and a 28-6 record



Opponent	Date	gs	min	Total		3-Pointers		Free throws		Rebounds				pts	avg						
				fg-fga	pct	3fg-fga	pct	ft-fa	pct	off	def	tot	avg								
MACU	11/10/1	*	23	2-5	.400	2-2	1.00	2-2	1.00	0	1	1	1.0	2	1	1	0	2	8	8.0	
TEXAS A&M INTERNATI	11/14/1		dnp	-	-	-	-	-	-	-	-	-	-	-	-	-	-	-	-	-	
K-STATE	11/19/1		dnp	-	-	-	-	-	-	-	-	-	-	-	-	-	-	-	-	-	
vs COASTAL CAROLIN	11/23/1		23	1-6	.167	0-2	.000	0-0	.000	0	1	1	1.0	1	4	5	0	2	2	5.0	
vs DETROIT	11/24/1		29	0-4	.000	0-0	.000	4-6	.667	1	1	2	1.3	5	6	1	1	1	4	4.7	
SMU	11/29/1	*	30	3-5	.600	1-2	.500	2-2	1.00	0	4	4	2.0	2	1	4	0	0	9	5.8	
TULSA	12/2/17	*	26	2-4	.500	1-2	.500	1-2	.500	0	2	2	2.0	3	3	2	0	1	6	5.8	
at Indiana	12-5-17	*	28	3-5	.600	1-1	1.00	0-0	.000	0	1	1	1.8	4	0	2	0	2	7	6.0	
LA SALLE	12/09/1	*	28	3-7	.429	1-2	.500	4-4	1.00	0	1	1	1.7	2	3	2	1	2	11	6.7	
at UIC	12/18/1	*	29	2-6	.333	0-2	.000	0-2	.000	0	1	1	1.6	4	6	4	0	1	4	6.4	
at Eastern Illinois	12/20/1	*	35	2-7	.286	0-2	.000	2-4	.500	4	6	10	2.6	5	1	5	0	0	6	6.3	
OKLAHOMA PANHANDL	12/30/1	*	28	1-2	.500	0-1	.000	1-2	.500	2	4	6	2.9	0	4	0	0	1	3	6.0	
at Louisiana Tech	01/03/1	*	32	1-2	.500	0-0	.000	3-4	.750	0	2	2	2.8	4	7	4	0	1	5	5.9	
RICE	1/5/18	*	34	1-6	.167	0-0	.000	1-2	.500	2	3	5	3.0	3	3	0	0	0	3	5.7	
OLD DOMINION	1/11/18	*	24	3-9	.333	2-5	.400	0-0	.000	2	1	3	3.0	0	5	1	0	1	8	5.8	
CHARLOTTE	1/13/18	*	34	2-6	.333	0-0	.000	0-2	.000	0	3	3	3.0	2	7	4	0	3	4	5.7	
at Middle Tennessee	01/18/1	*	34	0-0	.000	0-0	.000	2-2	1.00	0	3	3	3.0	3	2	2	0	0	2	5.5	
at UAB	01/20/1	*	30	4-9	.444	1-3	.333	3-4	.750	0	6	6	3.2	3	2	3	1	0	12	5.9	
WESTERN KENTUCKY	1/26/18	*	32	1-5	.200	0-0	.000	0-0	.000	1	3	4	3.2	4	3	4	0	2	2	5.6	
UTEP	1/28/18	*	30	5-10	.500	1-2	.500	1-3	.333	0	1	1	3.1	0	2	1	0	0	12	6.0	
at UTSA	2/2/18	*	24	1-6	.167	0-2	.000	1-5	.200	0	0	0	2.9	3	2	1	0	1	3	5.8	
at FIU	02/08/1	*	26	1-5	.200	0-1	.000	0-0	.000	1	1	2	2.9	0	10	0	0	1	2	5.7	
at Florida Atlantic	02/10/1	*	26	0-3	.000	0-0	.000	0-0	.000	0	1	1	2.8	4	2	4	0	0	0	5.4	
SOUTHERN MISS	2/15/18	*	34	3-6	.500	1-2	.500	4-5	.800	0	0	0	2.7	2	3	1	0	2	11	5.6	
at Old Dominion	02/22/1	*	31	4-8	.500	0-2	.000	1-2	.500	0	2	2	2.7	2	3	3	0	2	9	5.8	
Totals			21	670	45-126	.357	11-33	.333	32-53	.604	13	48	61	2.7	58	80	54	3	25	133	5.8

Games played: 23
Minutes/game: 29.1
Points/game: 5.8
FG Pct: 35.7
3FG Pct: 33.3
FT Pct: 60.4

Rebounds/game: 2.7
Assists/game: 3.5
Turnovers/game: 2.3
Assist/turnover ratio: 1.5
Steals/game: 1.1
Blocks/game: 0.1

Season	gp-gs	min/avg	Total		3-Point		F-Throws		Rebounds				Scoring							
			fg-fga	pct	fg-fga	pct	ft-fa	pct	off	def	tot	avg	pf	fo	ast	to	blk	stl	pts	avg
2017-18	23-21	670/29.1	45-126	.357	11-33	.333	32-53	.604	13	48	61	2.7	58	2	80	54	3	25	133	5.8
TOTAL	23-21	670/29.1	45-126	.357	11-33	.333	32-53	.604	13	48	61	2.7	58	2	80	54	3	25	133	5.8

PLAYER PROFILES

10 ADRIANNA HENDERSON
5-8, SOPH. GUARD, TOPEKA, KS.
TOPEKA HIGH SCHOOL



2017-18 SEASON HIGHS

PTS: 16 (at UTSA, 2/2/18)
REBS: 5 (3X last at FIU, 2/8/18)
ASTS: 2 (at Middle Tenn, 1/18/18)
STLS: 3 (at FIU, 2/9/18)
3FGs: 2 (at UTSA, 2/2/18)

UNT CAREER HIGHS

PTS: 16 (at UTSA, 2/2/18)
REBS: 5 (3X last at FIU, 2/8/18)
ASTS: 4 (2x, last at S. Miss, 2/25/17)
STLS: 3 (at FIU, 2/9/18)
3FGs: 2 (2x, last at UTSA, 2/2/18)

BIO BLAST

- Nickname: "AD"
- Tallied 1,248 points in high school and led the city in scoring as a junior (22.1 ppg) and as a senior (21.6)
- Four-time All-Topeka Honoree
- Right-handed but prefers finishing with her left
- Has nine sisters and Adrianna is the only one whose last name doesn't end in the letter "L"



Opponent	Date	gs	min	Total		3-Pointers		Free throws		Rebounds			pf	a	t/o	blk	stl	pts	avg	
				fg-fga	pct	3fg-fga	pct	ft-fa	pct	off	def	tot								avg
MACU	11/10/1	9	0-1	.000	0-0	.000	0-0	.000	0	1	1	1.0	1	0	1	1	1	0	0.0	
TEXAS A&M INTERNATI	11/14/1	13	1-3	.333	0-1	.000	1-2	.500	1	2	3	2.0	1	0	1	0	0	3	1.5	
K-STATE	11/13/1	20	2-5	.400	1-2	.500	0-0	.000	0	1	1	1.7	5	1	3	0	1	5	2.7	
vs COASTAL CAROLIN	11/23/1	5	0-0	.000	0-0	.000	0-0	.000	0	1	1	1.5	1	1	2	0	0	0	2.0	
vs DETROIT	11/24/1	22	4-11	.364	0-2	.000	1-1	1.00	2	2	4	2.0	3	0	2	0	1	9	3.4	
SMU	11/29/1	7	1-3	.333	1-3	.333	0-0	.000	0	1	1	1.8	0	0	1	0	1	3	3.3	
TULSA	12/2/17	15	0-1	.000	0-1	.000	1-2	.500	3	2	5	2.3	2	1	1	0	0	1	3.0	
at Indiana	12-5-17	16	2-2	1.00	1-1	1.00	2-2	1.00	0	1	1	2.1	2	1	2	0	1	7	3.5	
LA SALLE	12/09/1	18	0-4	.000	0-0	.000	4-4	1.00	4	1	5	2.4	1	0	0	0	2	4	3.6	
at UIC	12/18/1	2	0-0	.000	0-0	.000	0-0	.000	0	0	0	2.2	0	0	0	0	0	0	3.2	
at Eastern Illinois	12/20/1	dnp	-	-	-	-	-	-	-	-	-	-	-	-	-	-	-	-	-	
OKLAHOMA PANHANDL	12/30/1	19	2-4	.500	1-1	1.00	1-2	.500	0	0	0	2.0	1	0	0	0	1	6	3.5	
at Louisiana Tech	01/03/1	6	1-2	.500	1-1	1.00	0-0	.000	1	1	2	2.0	2	0	2	0	0	3	3.4	
RICE	1/5/18	9	1-3	.333	0-1	.000	0-0	.000	1	3	4	2.2	0	0	0	0	0	2	3.3	
OLD DOMINION	1/11/18	15	2-5	.400	1-4	.250	2-2	1.00	1	1	2	2.1	1	0	3	0	2	7	3.6	
CHARLOTTE	1/13/18	9	2-2	1.00	0-0	.000	0-0	.000	0	0	0	2.0	0	1	0	0	0	4	3.6	
at Middle Tennessee	01/18/1	16	1-2	.500	0-0	.000	0-0	.000	0	1	1	1.9	2	2	1	0	1	2	3.5	
at UAB	01/20/1	12	0-3	.000	0-2	.000	2-4	.500	0	0	0	1.8	2	0	1	0	0	2	3.4	
WESTERN KENTUCKY	1/26/18	12	1-6	.167	0-3	.000	2-2	1.00	0	1	1	1.8	2	0	4	0	0	4	3.4	
UTEP	1/28/18	6	0-1	.000	0-0	.000	0-0	.000	0	0	0	1.7	1	0	1	0	0	0	3.3	
at UTSA	2/2/18	20	6-10	.600	2-3	.667	2-3	.667	2	1	3	1.8	3	0	0	0	1	16	3.9	
at FIU	02/08/1	19	5-7	.714	0-1	.000	0-1	.000	2	3	5	1.9	3	2	0	0	3	10	4.2	
at Florida Atlantic	02/10/1	21	3-6	.500	1-2	.500	1-2	.500	0	2	2	1.9	0	0	0	0	0	8	4.4	
SOUTHERN MISS	2/15/18	6	0-0	.000	0-0	.000	2-4	.500	0	2	2	1.9	0	0	1	0	0	2	4.3	
at Old Dominion	02/22/1	14	4-10	.400	0-4	.000	2-2	1.00	1	3	4	2.0	2	1	0	1	0	10	4.5	
Totals		0	311	38-91	.418	9-32	.281	23-33	.697	18	30	48	2.0	35	10	26	2	15	108	4.5

Games played: 24
Minutes/game: 13.0
Points/game: 4.5
FG Pct: 41.8
3FG Pct: 28.1
FT Pct: 69.7

Rebounds/game: 2.0
Assists/game: 0.4
Turnovers/game: 1.1
Assist/turnover ratio: 0.4
Steals/game: 0.6
Blocks/game: 0.1

Season	gp-gs	min/avg	Total		3-Point		F-Throws		Rebounds				Scoring							
			fg-fga	pct	fg-fga	pct	ft-fa	pct	off	def	tot	avg	pf	fo	ast	to	blk	stl	pts	avg
2016-17	18-0	177/9.8	21-45	.467	7-11	.636	18-24	.750	4	12	16	0.9	19	0	21	32	2	10	67	3.7
2017-18	24-0	311/13.0	38-91	.418	9-32	.281	23-33	.697	18	30	48	2.0	35	1	10	26	2	15	108	4.5
TOTAL	42-0	488/11.6	59-136	.434	16-43	.372	41-57	.719	22	42	64	1.5	54	1	31	58	4	25	175	4.2

PLAYER PROFILES

12 JADA POLAND

6-0, SOPH. FORWARD, ST. LOUIS, MO
FT. ZUMWALT WEST HIGH SCHOOL



2017-18 SEASON HIGHS

PTS: 8 (vs. MACU, 11/10/17)
REBS: 10 (vs. WKU, 1/26/18)
ASTS: 2 (vs. TAMIU, 11/14/17)
STLS: 3 (2x, last vs. Coastal Carolina, 11/23/17)
BLKS: 2 (2x, last vs. UTSA, 2/2/18)

UNT CAREER HIGHS

PTS: 8 (2x, last vs. MACU, 11/10/17)
REBS: 10 (2x, last vs. WKU, 1/26/18)
ASTS: 2 (vs. TAMIU, 11/14/17)
STLS: 4 (vs. Marshall, 3/5/17)
BLKS: 2 (2x, last vs. UTSA, 2/2/18)

BIO BLAST

- Graduated as the all-time leading scorer at Ft. Zumwalt West High School with more than 1,400 points
- Set her high school program record with 40 points vs. Metro High
- Close friends with freshman Deja Terrell
- The team's trip to Daytona Beach, FL. was her first time ever seeing the ocean
- Voted most funny and best dancer on the team
- Made her first career start on Jan. 26 vs. WKU



Opponent	Date	gs	min	Total		3-Pointers		Free throws		Rebounds				pts	avg					
				fg-fga	pct	3fg-fga	pct	ft-fa	pct	off	def	tot	avg							
MACU	11/10/17	17	4-6	.667	0-1	.000	0-0	.000	1	3	4	0	1	0	2	1	8	8.0		
TEXAS A&M INTERNATI	11/14/17	26	0-2	.000	0-0	.000	1-2	.500	2	6	8	6	0	3	2	0	1	4.5		
K-STATE	11/19/17	22	1-2	.500	0-0	.000	0-0	.000	0	8	8	6	7	3	0	1	0	3.7		
vs COASTAL CAROLIN	11/23/17	19	1-2	.500	0-0	.000	0-0	.000	0	1	1	5	3	1	0	2	1	3.3		
vs DETROIT	11/24/17	16	0-4	.000	0-0	.000	0-2	.000	3	1	4	5	0	4	0	2	0	2.6		
SMU	11/29/17	12	0-2	.000	0-0	.000	0-0	.000	1	2	3	4	7	2	0	1	0	2.2		
TULSA	12/2/17	13	0-1	.000	0-0	.000	1-2	.500	1	3	4	6	3	0	2	0	1	2.0		
at Indiana	12-5-17	6	0-1	.000	0-0	.000	1-2	.500	1	3	4	5	2	1	0	0	0	1.9		
LA SALLE	12/09/17	7	0-2	.000	0-0	.000	3-4	.750	0	3	3	4	3	1	0	0	0	3.2		
at UIC	12/18/17	5	0-2	.000	0-1	.000	0-0	.000	2	1	3	4	2	0	0	0	0	1.8		
at Eastern Illinois	12/20/17	9	1-1	1.00	0-0	.000	0-0	.000	0	0	0	3	8	2	1	0	1	2.8		
OKLAHOMA PANHANDL	12/30/17	10	1-2	.500	0-0	.000	1-2	.500	0	0	0	3	5	2	0	1	0	3.9		
at Louisiana Tech	01/03/18	1	0-0	.000	0-0	.000	0-0	.000	0	0	0	3	2	0	0	0	0	1.8		
RICE	1/5/18	3	0-0	.000	0-0	.000	1-2	.500	1	0	1	3	1	0	0	0	0	1.7		
OLD DOMINION	1/11/18	10	0-1	.000	0-0	.000	5-10	.500	2	3	5	3	2	4	0	0	1	5.9		
CHARLOTTE	1/13/18	10	1-2	.500	0-0	.000	0-0	.000	0	1	1	3	1	2	1	0	0	2.9		
at Middle Tennessee	01/18/18	16	1-2	.500	1-1	1.00	0-0	.000	0	2	2	3	0	2	0	0	1	3.2		
at UAB	01/20/18	14	0-0	.000	0-0	.000	0-2	.000	1	1	2	2	9	4	0	2	0	1.9		
WESTERN KENTUCKY	1/26/18	34	2-5	.400	0-0	.000	0-0	.000	2	8	10	3	3	0	1	0	0	4.2		
UTEP	1/28/18	33	3-4	.750	0-1	.000	1-2	.500	1	5	6	3	5	0	1	3	1	7.3		
at UTSA	2/2/18	18	1-1	1.00	0-0	.000	0-0	.000	3	3	6	3	6	5	0	1	2	2.2		
at FIU	02/08/18	13	2-6	.333	1-2	.500	2-2	1.00	2	2	4	3	6	1	1	1	0	7.2		
at Florida Atlantic	02/10/18	13	0-2	.000	0-0	.000	0-0	.000	0	1	1	3	5	3	1	2	0	2.3		
SOUTHERN MISS	2/15/18	21	3-4	.750	0-0	.000	0-0	.000	0	1	1	3	4	1	0	1	1	6.2		
at Old Dominion	02/22/18	11	0-0	.000	0-0	.000	0-0	.000	1	0	1	3	3	1	0	1	0	2.4		
Totals		3	359	21-54	.389	2-6	.333	16-32	.500	24	58	82	3.3	52	8	23	10	13	60	2.4

Games played: 25
Minutes/game: 14.4
Points/game: 2.4
FG Pct: 38.9
3FG Pct: 33.3
FT Pct: 50.0

Rebounds/game: 3.3
Assists/game: 0.3
Turnovers/game: 0.9
Assist/turnover ratio: 0.3
Steals/game: 0.5
Blocks/game: 0.4

Season	gp-gs	min/avg	Total		3-Point		F-Throws		Rebounds				Scoring							
			fg-fga	pct	fg-fga	pct	ft-fa	pct	off	def	tot	avg	pf	fo	ast	to	blk	stl	pts	avg
2016-17	20-0	178/8.9	9-29	.310	0-0	.000	9-13	.692	18	36	54	2.7	21	0	5	12	3	7	27	1.4
2017-18	25-3	359/14.4	21-54	.389	2-6	.333	16-32	.500	24	58	82	3.3	52	1	8	23	10	13	60	2.4
TOTAL	45-3	537/11.9	30-83	.361	2-6	.333	25-45	.556	42	94	136	3.0	73	1	13	35	13	20	87	1.9

PLAYER PROFILES

13 **BORIANNA SHILLOW**
5-8, JR. GUARD, ROUND ROCK, TX
STONY POINT HIGH SCHOOL



2017-18 SEASON HIGHS


PTS: 2 (at E. Illinois, 12/20/17)
REBS: 1 (vs. OPSU, 12/30/17)
ASTS: 1 (3x, last at FIU, 2/8/18)
STLS: 1 (2x, last UTEP, 1/28/18)
3FGs: N/A

UNT CAREER HIGHS

PTS: 16 (vs. Rice, 1/30/16)
REBS: 2 (vs. Rice, 1/30/16)
ASTS: 2 (at Charlotte, 3/5/16)
STLS: 2 (2x, last at FIU, 2/18/16)
3FGs: 5 (vs. Rice, 1/30/16)

BIO BLAST

- Walked on as a freshman in 2015
- Earned an athletic scholarship in August of 2017
- In her first career start in 2015 she scored 16 points on five 3FGs



Opponent	Date	gs	min	Total		3-Pointers		Free throws		Rebounds				pf	a	t/o	blk	stl	pts	avg
				fg-fga	pct	3fg-fga	pct	ft-fa	pct	off	def	tot	avg							
MACU	11/10/1	13	0-7	.000	0-7	.000	0-0	.000	0	0	0	0	0	1	1	0	0	0	0	0.0
TEXAS A&M INTERNATI	11/14/1	6	0-0	.000	0-0	.000	0-0	.000	0	0	0	0	0	1	0	0	0	1	0	0.0
K-STATE	11/19/1	dnp	-	-	-	-	-	-	-	-	-	-	-	-	-	-	-	-	-	-
vs COASTAL CAROLIN	11/23/1	dnp	-	-	-	-	-	-	-	-	-	-	-	-	-	-	-	-	-	-
vs DETROIT	11/24/1	0	0-0	.000	0-0	.000	0-0	.000	0	0	0	0	0	0	0	0	0	0	0	0.0
SMU	11/29/1	dnp	-	-	-	-	-	-	-	-	-	-	-	-	-	-	-	-	-	-
TULSA	12/2/17	2	0-1	.000	0-1	.000	0-0	.000	0	0	0	0	0	0	0	0	0	0	0	0.0
at Indiana	12-5-17	dnp	-	-	-	-	-	-	-	-	-	-	-	-	-	-	-	-	-	-
LA SALLE	12/09/1	2	0-1	.000	0-1	.000	0-0	.000	0	0	0	0	0	0	0	0	0	0	0	0.0
at UIC	12/18/1	0	0-0	.000	0-0	.000	0-0	.000	0	0	0	0	0	0	0	0	0	0	0	0.0
at Eastern Illinois	12/20/1	21	0-3	.000	0-3	.000	2-2	1.000	0	0	0	0	0	1	0	0	0	0	2	0.3
OKLAHOMA PANHANDL	12/30/1	4	0-2	.000	0-2	.000	0-0	.000	0	1	1	0.1	0	0	0	0	0	0	0	0.3
at Louisiana Tech	01/03/1	dnp	-	-	-	-	-	-	-	-	-	-	-	-	-	-	-	-	-	-
RICE	1/5/18	dnp	-	-	-	-	-	-	-	-	-	-	-	-	-	-	-	-	-	-
OLD DOMINION	1/11/18	2	0-0	.000	0-0	.000	0-0	.000	0	0	0	0.1	0	0	0	0	0	0	0	0.2
CHARLOTTE	1/13/18	dnp	-	-	-	-	-	-	-	-	-	-	-	-	-	-	-	-	-	-
at Middle Tennessee	01/18/1	dnp	-	-	-	-	-	-	-	-	-	-	-	-	-	-	-	-	-	-
at UAB	01/20/1	dnp	-	-	-	-	-	-	-	-	-	-	-	-	-	-	-	-	-	-
WESTERN KENTUCKY	1/26/18	dnp	-	-	-	-	-	-	-	-	-	-	-	-	-	-	-	-	-	-
UTEP	1/28/18	dnp	-	-	-	-	-	-	-	-	-	-	-	-	-	-	-	-	-	-
at UTSA	2/2/18	dnp	-	-	-	-	-	-	-	-	-	-	-	-	-	-	-	-	-	-
at FIU	02/08/1	8	0-3	.000	0-3	.000	0-0	.000	0	0	0	0.1	0	1	1	1	0	0	0	0.2
at Florida Atlantic	02/10/1	dnp	-	-	-	-	-	-	-	-	-	-	-	-	-	-	-	-	-	-
SOUTHERN MISS	2/15/18	dnp	-	-	-	-	-	-	-	-	-	-	-	-	-	-	-	-	-	-
at Old Dominion	02/22/1	dnp	-	-	-	-	-	-	-	-	-	-	-	-	-	-	-	-	-	-
Totals		0	58	0-17	.000	0-17	.000	2-2	1.000	0	1	1	0.1	3	2	1	1	1	2	0.2

Games played: 10
Minutes/game: 5.8
Points/game: 0.2
FG Pct: 0.0
3FG Pct: 0.0
FT Pct: 100.0

Rebounds/game: 0.1
Assists/game: 0.2
Turnovers/game: 0.1
Assist/turnover ratio: 2.0
Steals/game: 0.1
Blocks/game: 0.1

Season	gp-gs	min/avg	Total		3-Point		F-Throws		Rebounds				Scoring							
			fg-fga	pct	fg-fga	pct	ft-fa	pct	off	def	tot	avg	pf	fo	ast	to	blk	stl	pts	avg
2015-16	9-3	105/11.7	8-20	.400	6-17	.353	1-1	1.000	0	3	3	0.3	6	0	3	2	0	4	23	2.6
2016-17	4-0	3/0.8	0-1	.000	0-1	.000	0-0	.000	0	0	0	0.0	0	0	0	0	0	0	0	0.0
2017-18	10-0	58/5.8	0-17	.000	0-17	.000	2-2	1.000	0	1	1	0.1	3	0	2	1	1	1	2	0.2
TOTAL	23-3	166/7.2	8-38	.211	6-35	.171	3-3	1.000	0	4	4	0.2	9	0	5	3	1	5	25	1.1

PLAYER PROFILES

21 DEJA TERRELL
6-1, FR. FORWARD, OAK CLIFF, TX
LIFE OAK CLIFF HIGH SCHOOL



2017-18 SEASON HIGHS **UNT CAREER HIGHS**
 PTS: **15** (vs. OPSU, 12/30/17) PTS: **15** (vs. OPSU, 12/30/17)
 REBS: **9** (at FAU, 2/10/18) REBS: **9** (at FAU, 2/10/18)
 ASTS: **1** (4x, last at MTSU, 1/18/17) ASTS: **1** (4x, last at MTSU, 1/18/17)
 STLS: **3** (vs. OPSU, 12/30/17) STLS: **3** (vs. OPSU, 12/30/17)
 BLKS: **3** (2x, last at ODU, 2/22/18) BLKS: **3** (2x, last at ODU, 2/22/18)

BIO BLAST

- First girls basketball player from Life Oak Cliff High School to earn a DI scholarship
- Scored a high school career high 41 point on senior day
- Daughter to former Washington Redskins and Oakland Raiders' safety David Terrell
- When her mother Kiana Taylor-Terrell graduated from UTEP, she was 2nd all-time in rebounds and 2nd all-time in points
- McDonald's High School All-American Nominee
- Aspires to be an anesthesiologist



Opponent	Date	gs	min	Total		3-Pointers		Free throws		Rebounds			pf	a	t/o	blk	stl	pts	avg	
				fg-fga	pct	3fg-fga	pct	ft-fa	pct	off	def	tot								avg
MACU	11/10/1	11	0-2	.000	0-1	.000	3-4	.750	2	1	3	3.0	1	0	1	1	0	3	3.0	
TEXAS A&M INTERNATI	11/14/1	14	2-5	.400	0-0	.000	3-5	.600	5	2	7	5.0	2	1	2	0	0	7	5.0	
K-STATE	11/19/1	14	2-4	.500	0-2	.000	0-0	.000	0	2	2	4.0	1	0	2	1	1	4	4.7	
vs COASTAL CAROLIN	11/23/1	19	2-7	.286	1-2	.500	0-2	.000	2	3	5	4.3	2	1	1	2	0	5	4.8	
vs DETROIT	11/24/1	7	0-3	.000	0-0	.000	0-0	.000	4	0	4	4.2	3	0	1	1	1	0	3.8	
SMU	11/29/1	6	1-3	.333	0-1	.000	0-1	.000	0	0	0	3.5	3	0	0	0	0	2	3.5	
TULSA	12/2/17	12	1-1	1.00	0-0	.000	1-2	.500	2	2	4	3.6	4	0	1	0	0	3	3.4	
at Indiana	12-5-17	15	2-4	.500	0-0	.000	0-0	.000	2	3	5	3.8	3	0	1	1	0	4	3.5	
LA SALLE	12/09/1	16	2-5	.400	0-1	.000	1-4	.250	2	0	2	3.6	3	0	2	0	1	5	3.7	
at UIC	12/18/1	6	0-0	.000	0-0	.000	0-0	.000	1	0	1	3.3	1	0	0	0	0	3.3		
at Eastern Illinois	12/20/1	9	1-2	.500	0-0	.000	1-2	.500	1	1	2	3.2	1	1	0	0	0	3.3		
OKLAHOMA PANHANDL	12/30/1	18	6-11	.545	0-1	.000	3-6	.500	3	3	6	3.4	1	0	0	1	3	15	4.3	
at Louisiana Tech	01/03/1	4	0-1	.000	0-0	.000	0-0	.000	0	0	0	3.2	4	0	0	1	0	3.9		
RICE	1/5/18	17	6-7	.857	0-1	.000	2-4	.500	3	1	4	3.2	4	0	2	2	2	14	4.6	
OLD DOMINION	1/11/18	15	0-1	.000	0-1	.000	0-0	.000	0	3	3	3.2	3	0	2	1	0	4.3		
CHARLOTTE	1/13/18	5	0-0	.000	0-0	.000	0-0	.000	0	0	0	3.0	1	0	0	0	0	4.1		
at Middle Tennessee	01/18/1	17	1-2	.500	0-0	.000	0-0	.000	0	2	2	2.9	0	1	2	2	0	2	3.9	
at UAB	01/20/1	10	1-3	.333	0-1	.000	0-0	.000	1	1	2	2.9	2	0	1	0	0	2	3.8	
WESTERN KENTUCKY	1/26/18	5	0-1	.000	0-0	.000	0-0	.000	1	0	1	2.8	2	0	0	0	0	3.6		
UTEP	1/28/18	15	0-1	.000	0-0	.000	1-2	.500	1	1	2	2.8	5	0	1	0	0	1	3.5	
at UTSA	2/2/18	22	2-5	.400	0-0	.000	3-6	.500	4	1	5	2.9	4	0	1	3	3	7	3.7	
at FIU	02/08/1	13	3-6	.500	0-0	.000	0-0	.000	2	3	5	3.0	2	0	2	0	0	6	3.8	
at Florida Atlantic	02/10/1	24	4-9	.444	0-0	.000	3-3	1.00	4	5	9	3.2	3	0	2	2	0	11	4.1	
SOUTHERN MISS	2/15/18	5	0-3	.000	0-1	.000	0-0	.000	0	2	2	3.2	3	0	1	0	0	3.9		
at Old Dominion	02/22/1	14	1-2	.500	1-1	1.00	0-0	.000	0	2	2	3.1	4	0	0	3	0	3	3.9	
Totals		0	313	37-88	.420	2-13	.154	21-41	.512	40	38	78	3.1	62	4	25	21	11	97	3.9

Games played: 25
 Minutes/game: 12.5
 Points/game: 3.9
 FG Pct: 42.0
 3FG Pct: 15.4
 FT Pct: 51.2

Rebounds/game: 3.1
 Assists/game: 0.2
 Turnovers/game: 1.0
 Assist/turnover ratio: 0.2
 Steals/game: 0.4
 Blocks/game: 0.8

Season	gp-gs	min/avg	Total		3-Point		F-Throws			Rebounds				Scoring						
			fg-fga	pct	fg-fga	pct	ft-fa	pct	off	def	tot	avg	pf	fo	ast	to	blk	stl	pts	avg
2017-18	25-0	313/12.5	37-88	.420	2-13	.154	21-41	.512	40	38	78	3.1	62	1	4	25	21	11	97	3.9
TOTAL	25-0	313/12.5	37-88	.420	2-13	.154	21-41	.512	40	38	78	3.1	62	1	4	25	21	11	97	3.9

PLAYER PROFILES

23 TERRIELL BRADLEY

5-10, R-JR. G/F, NEW ORLEANS, LA
UNIV. OF KANSAS

MANSFIELD TIMBERVIEW HIGH SCHOOL



2017-18 SEASON HIGHS

PTS: 32 (at FIU, 2/9/18)
REBS: 10 (at Indiana, 12/5/17)
ASTS: 6 (2x, last at UIC, 12/18/17)
STLS: 5 (at E. Illinois 12/20/17)
3FGs: 9 (at FIU, 2/9/18)

UNT CAREER HIGHS

PTS: 32 (at FIU, 2/9/18)
REBS: 13 (vs. FIU, 2/11/17)
ASTS: 6 (2x, last at UIC, 12/18/17)
STLS: 5 (2x, last at E. Illinois 12/20/17)
3FGs: 9 (at FIU, 2/9/18)



BIO BLAST

- Moved from New Orleans to Arlington, Texas, with her mom and two younger sisters after Hurricane Katrina
- Transferred from Kansas after her freshman season
- Nickname: "TB"
- 2017 Preseason All-Conference
- Named C-USA Player of the Week on Jan. 15
- Majoring in finance
- Has a pet chihuahua named "Tank"
- Favorite movie: Who framed Roger Rabbit
- Loves Amy Winehouse

Opponent	Date	gs	min	Total		3-Pointers		Free throws		Rebounds				pf	a	t/o	blk	stl	pts	avg	
				fg-fga	pct	3fg-fga	pct	ft-fa	pct	off	def	tot	avg								
MACU	11/10/1	*	29	8-13	.615	1-4	.250	1-2	.500	2	4	6	6.0	3	6	4	0	1	18	18.0	
TEXAS A&M INTERNATI	11/14/1	*	19	4-14	.286	0-1	.000	0-0	.000	3	0	3	4.5	4	2	0	0	1	8	13.0	
K-STATE	11/19/1	*	39	6-12	.500	2-2	1.00	1-2	.500	1	2	3	4.0	2	2	2	0	3	15	13.7	
vs COASTAL CAROLIN	11/23/1	*	35	7-13	.538	2-2	1.00	4-5	.800	0	2	2	3.5	0	2	2	0	1	20	15.3	
vs DETROIT	11/24/1	*	38	6-12	.500	0-2	.000	10-11	.909	1	7	8	4.4	3	0	2	0	3	22	16.6	
SMU	11/29/1	*	37	3-14	.214	0-5	.000	5-5	1.00	3	2	5	4.5	3	1	1	0	1	11	15.7	
TULSA	12/2/17	*	30	8-13	.615	3-5	.600	4-5	.800	2	2	4	4.4	2	3	2	1	0	23	16.7	
at Indiana	12-5-17	*	37	9-24	.375	0-4	.000	4-4	1.00	3	7	10	5.1	4	1	6	0	2	22	17.4	
LA SALLE	12/09/1	*	30	3-10	.300	1-2	.500	1-2	.500	2	5	7	5.3	1	2	2	0	2	8	16.3	
at UIC	12/18/1	*	36	7-15	.467	4-7	.571	9-10	.900	2	7	9	5.7	5	6	3	1	1	27	17.4	
at Eastern Illinois	12/20/1	*	45	7-18	.389	0-4	.000	7-9	.778	2	6	8	5.9	2	4	4	0	5	21	17.7	
OKLAHOMA PANHANDL	12/30/1	*	26	3-8	.375	0-2	.000	0-0	.000	1	0	1	5.5	3	2	4	0	3	6	16.8	
at Louisiana Tech	01/03/1	*	39	8-20	.400	3-9	.333	4-5	.800	2	3	5	5.5	0	2	3	0	2	23	17.2	
RICE	1/5/18	*	37	2-12	.167	0-3	.000	9-10	.900	3	4	7	5.6	4	2	1	0	1	13	16.9	
OLD DOMINION	1/11/18	*	33	6-12	.500	4-7	.571	7-9	.778	1	3	4	5.5	0	3	1	0	0	23	17.3	
CHARLOTTE	1/13/18	*	32	6-9	.667	3-5	.600	7-10	.700	3	4	7	5.6	4	2	4	3	3	22	17.6	
at Middle Tennessee	01/18/1	*	38	2-12	.167	1-2	.500	5-6	.833	1	6	7	5.6	2	1	2	0	0	10	17.2	
at UAB	01/20/1	*	38	6-15	.400	1-4	.250	8-9	.889	2	5	7	5.7	2	2	6	1	4	21	17.4	
WESTERN KENTUCKY	1/26/18	*	38	6-16	.375	4-5	.800	13-15	.867	2	4	6	5.7	3	1	4	2	1	29	18.0	
UTEP	1/28/18	*	38	7-18	.389	3-7	.429	5-7	.714	1	3	4	5.7	3	0	1	0	1	22	18.2	
at UTSA	2/2/18	*	34	6-17	.353	1-3	.333	6-8	.750	4	5	9	5.8	4	2	2	0	2	19	18.2	
at FIU	02/08/1	*	32	11-15	.733	9-10	.900	1-2	.500	1	6	7	5.9	3	2	2	1	1	32	18.9	
at Florida Atlantic	02/10/1	*	33	6-12	.500	1-3	.333	7-8	.875	1	4	5	5.8	1	2	1	0	0	20	18.9	
SOUTHERN MISS	2/15/18	*	34	9-18	.500	4-6	.667	4-7	.571	2	3	5	5.8	3	4	1	1	1	26	19.2	
at Old Dominion	02/22/1	*	32	5-11	.455	1-2	.500	12-13	.923	2	3	5	5.8	2	2	3	1	1	23	19.4	
Totals			25	859	151-353	428	48-106	453	134-164	817	47	97	144	5.8	63	56	63	11	40	484	19.4

Games played: 25
Minutes/game: 34.4
Points/game: 19.4
FG Pct: 42.8
3FG Pct: 45.3
FT Pct: 81.7

Rebounds/game: 5.8
Assists/game: 2.2
Turnovers/game: 2.5
Assist/turnover ratio: 0.9
Steals/game: 1.6
Blocks/game: 0.4

Season	gp-gs	min/avg	Total		3-Point		F-Throws		Rebounds				Scoring							
			fg-fga	pct	fg-fga	pct	ft-fa	pct	off	def	tot	avg	pf	fo	ast	to	blk	stl	pts	avg
2016-17	31-29	890/28.7	122-334	.365	33-107	.308	121-154	.786	43	72	115	3.7	92	2	55	89	10	37	398	12.8
2017-18	25-25	859/34.4	151-353	.428	48-106	.453	134-164	.817	47	97	144	5.8	63	1	56	63	11	40	484	19.4
TOTAL	56-54	1749/31.2	273-687	.397	81-213	.380	255-318	.802	90	169	259	4.6	155	3	111	152	21	77	882	15.8

PLAYER PROFILES

24

TRENA MIMS

5-5, FR. POINT GUARD, MUSKOGEE, OK MUSKOGEE HIGH SCHOOL



2017-18 SEASON HIGHS

PTS: 15 (vs. Tulsa, 12/2/17)
 REBS: 6 (2x, last vs. S.Miss, 2/15/18)
 ASTS: 7 (vs. UTEP, 1/28/18)
 STLS: 2 (5x, last at FIU 2/8/18)
 3FGs: 1 (3x, last vs. WKU, 1/26/18)

UNT CAREER HIGHS

PTS: 15 (vs. Tulsa, 12/2/17)
 REBS: 6 (2x, last vs. S.Miss, 2/15/18)
 ASTS: 7 (vs. UTEP, 1/28/18)
 STLS: 2 (5x, last at FIU 2/8/18)
 3FGs: 1 (3x, last vs. WKU, 1/26/18)

BIO BLAST

- Named all-state by three different associations
- 2017 First Team All-Conference
- Vype Oklahoma Basketball Player of the Year Nominee
- Averaged 19.2 ppg as a senior
- All-State Honorable Mention as a junior
- Reached at least the semifinals in her freshman-junior seasons
- Attended the same high school as Mean Green football coach Seth Littrell
- Huge Beyonce fan
- Claims to own the most shoes on the team



Opponent	Date	gs	min	Total		3-Pointers		Free throws		Rebounds				pts	avg					
				fg-fga	pct	3fg-fga	pct	ft-fa	pct	off	def	tot	avg							
MACU	11/10/1	17	4-6	.667	0-0	.000	0-0	.000	2	3	5	5.0	4	2	2	0	8	8.0		
TEXAS A&M INTERNATI	11/14/1	* 33	4-10	.400	0-1	.000	0-1	.000	0	3	3	4.0	3	2	2	0	8	8.0		
K-STATE	11/19/1	* 30	5-11	.455	1-1	1.00	0-0	.000	1	1	2	3.3	4	4	2	0	11	9.0		
vs COASTAL CAROLIN	11/23/1	* 27	3-10	.300	0-1	.000	1-1	1.00	4	2	6	4.0	2	2	0	0	7	8.5		
vs DETROIT	11/24/1	* 24	0-4	.000	0-2	.000	2-2	1.00	0	2	2	3.6	3	0	0	0	2	7.2		
SMU	11/29/1	* 29	2-5	.400	0-0	.000	0-2	.000	3	1	4	3.7	1	4	2	0	2	4.6		
TULSA	12/2/17	* 34	5-8	.625	0-0	.000	5-9	.556	1	1	2	3.4	4	1	0	0	15	7.9		
at Indiana	12-5-17	* 40	3-7	.429	0-0	.000	3-6	.500	0	1	1	3.1	2	4	3	0	1	9.0		
LA SALLE	12/09/1	* 27	3-6	.500	0-0	.000	1-2	.500	1	2	3	3.1	1	3	3	0	1	7.9		
at UIC	12/18/1	* 18	1-4	.250	0-1	.000	0-0	.000	1	3	4	3.2	5	3	3	0	2	7.3		
at Eastern Illinois	12/20/1	* 32	2-5	.400	0-1	.000	3-4	.750	1	2	3	3.2	3	0	3	0	2	7.3		
OKLAHOMA PANHANDL	12/30/1	* 29	1-4	.250	0-0	.000	2-2	1.00	2	2	4	3.3	0	1	0	0	2	4.7		
at Louisiana Tech	01/03/1	* 28	2-4	.500	0-0	.000	0-0	.000	0	1	1	3.1	0	0	1	1	2	4.6		
RICE	1/5/18	25	0-1	.000	0-0	.000	0-0	.000	1	1	2	3.0	2	0	1	1	0	6.3		
OLD DOMINION	1/11/18	28	0-2	.000	0-1	.000	1-2	.500	1	1	2	2.9	1	1	0	0	1	5.9		
CHARLOTTE	1/13/18	26	5-8	.625	1-2	.500	0-0	.000	0	1	1	2.8	1	2	3	1	0	11.6		
at Middle Tennessee	01/18/1	22	2-6	.333	0-0	.000	0-0	.000	2	0	2	2.8	0	0	0	0	4	6.1		
at UAB	01/20/1	19	1-9	.111	0-1	.000	0-0	.000	1	1	2	2.7	2	3	0	0	1	2.5		
WESTERN KENTUCKY	1/26/18	* 37	5-9	.556	1-1	1.00	0-0	.000	1	2	3	2.7	0	6	1	0	0	11.6		
UTEP	1/28/18	* 32	1-5	.200	0-0	.000	0-0	.000	1	1	2	2.7	3	7	2	0	1	2.6		
at UTSA	2/2/18	* 26	0-7	.000	0-0	.000	0-0	.000	1	2	3	2.7	2	1	2	0	2	5.7		
at FIU	02/08/1	* 26	4-7	.571	0-0	.000	0-0	.000	1	2	3	2.7	1	3	0	1	2	8.5		
at Florida Atlantic	02/10/1	* 29	2-7	.286	0-1	.000	0-0	.000	1	0	1	2.7	4	1	4	0	4	5.7		
SOUTHERN MISS	2/15/18	* 27	2-3	.667	0-0	.000	2-3	.667	4	2	6	2.8	0	2	0	0	6	5.7		
at Old Dominion	02/22/1	* 29	0-3	.000	0-1	.000	0-0	.000	0	1	1	2.7	3	0	2	0	1	0.5		
Totals		19	694	57-151	.377	3-14	.214	20-34	.588	30	38	68	2.7	51	50	38	4	18	137	5.5


Games played: 25
 Minutes/game: 27.8
 Points/game: 5.5
 FG Pct: 37.7
 3FG Pct: 21.4
 FT Pct: 58.8
 Rebounds/game: 2.7
 Assists/game: 2.0
 Turnovers/game: 1.5
 Assist/turnover ratio: 1.3
 Steals/game: 0.7
 Blocks/game: 0.2

Season	gp-gs	min/avg	Total		3-Point		F-Throws		Rebounds				Scoring							
			fg-fga	pct	fg-fga	pct	ft-fa	pct	off	def	tot	avg	pf	fo	ast	to	blk	stl	pts	avg
2017-18	25-19	694/27.8	57-151	.377	3-14	.214	20-34	.588	30	38	68	2.7	51	1	50	38	4	18	137	5.5
TOTAL	25-19	694/27.8	57-151	.377	3-14	.214	20-34	.588	30	38	68	2.7	51	1	50	38	4	18	137	5.5

PLAYER PROFILES

33 LAUREN HOLMES

5-9, FR. GUARD, FAYETTEVILLE, AR
FAYETTEVILLE HIGH SCHOOL



2017-18 SEASON HIGHS

PTS: 20 (vs. MACU, 11/10/17)
REBS: 13 (vs. OPSU, 12/30/17)
ASTS: 3 (at FIU, 2/9/18)
STLS: 6 (vs. Rice, 1/5/18)
3FGS: 4 (2x, last at FAU, 2/10/18)

UNT CAREER HIGHS

PTS: 20 (vs. MACU, 11/10/17)
REBS: 13 (vs. OPSU, 12/30/17)
ASTS: 3 (at FIU, 2/9/18)
STLS: 6 (vs. Rice, 1/5/18)
3FGS: 4 (2x, last at FAU, 2/10/18)



BIO BLAST

- Named C-USA Freshman of Week three times
- Has five siblings
- Enjoys kid movies
- Wants to be an anesthesiologist when she grows up
- Claims track and field is her best sport but hates running
- Nickname: "Lo"
- Decided to try volleyball as a senior in high school and led her team to a Arkansas state championship
- Enjoys volunteering and visiting animal shelters in her free time,

Opponent	Date	gs	min	Total		3-Pointers		Free throws		Rebounds				pts	avg						
				fg-fga	pct	3fg-fga	pct	ft-fa	pct	off	def	tot	avg			pf	a	u	blk	stl	
MACU	11/10/1	*	33	6-15	.400	4-10	.400	4-4	1.00	5	7	12	12.0	2	1	1	0	3	20	20.0	
TEXAS A&M INTERNATI	11/14/1	*	29	4-8	.500	0-3	.000	0-0	.000	3	2	5	8.5	2	1	2	0	4	8	14.0	
K-STATE	11/19/1	*	25	3-9	.333	2-7	.286	0-0	.000	1	6	7	8.0	4	0	1	1	2	8	12.0	
vs COASTAL CAROLIN	11/23/1	*	19	1-6	.167	0-2	.000	0-0	.000	4	2	6	7.5	3	0	2	1	1	2	9.5	
vs DETROIT	11/24/1	*	34	7-14	.500	3-7	.429	2-2	1.00	2	2	4	6.8	2	1	1	0	3	19	11.4	
SMU	11/29/1	*	37	1-13	.077	1-9	.111	0-0	.000	0	0	0	5.7	1	1	0	1	1	3	10.0	
TULSA	12/2/17	*	30	4-18	.222	3-12	.250	0-0	.000	3	4	7	5.9	1	0	1	2	2	11	10.1	
at Indiana	12-5-17	*	24	4-8	.500	1-3	.333	2-3	.667	1	0	1	5.3	3	0	1	0	3	11	10.3	
LA SALLE	12/09/1	*	30	6-14	.429	3-7	.429	2-2	1.00	3	2	5	5.2	1	1	0	0	5	17	11.0	
at UIC	12/18/1	*	34	4-7	.571	1-3	.333	4-4	1.00	2	1	3	5.0	3	2	1	1	1	13	11.2	
at Eastern Illinois	12/20/1	dnp	-	-	-	-	-	-	-	-	-	-	-	-	-	-	-	-	-	-	
OKLAHOMA PANHANDL	12/30/1	*	30	8-18	.444	2-7	.286	1-1	1.00	8	5	13	5.7	3	2	0	2	5	19	11.9	
at Louisiana Tech	01/03/1	*	36	1-15	.067	1-7	.143	2-2	1.00	3	1	4	5.6	4	1	0	1	3	5	11.3	
RICE	1/5/18	*	34	4-16	.250	3-10	.300	0-0	.000	2	2	4	5.5	3	0	0	0	6	11	11.3	
OLD DOMINION	1/11/18	*	24	3-7	.429	2-4	.500	0-0	.000	1	2	3	5.3	2	0	3	1	0	8	11.1	
CHARLOTTE	1/13/18	*	20	2-6	.333	2-5	.400	0-0	.000	1	1	2	5.1	3	0	2	1	0	6	10.7	
at Middle Tennessee	01/18/1	*	22	4-11	.364	0-5	.000	1-2	.500	2	1	3	4.9	3	0	1	0	3	9	10.6	
at UAB	01/20/1	*	31	2-7	.286	0-3	.000	0-0	.000	2	3	5	4.9	1	0	0	1	1	4	10.2	
WESTERN KENTUCKY	1/26/18	dnp	-	-	-	-	-	-	-	-	-	-	-	-	-	-	-	-	-	-	
UTEP	1/28/18		19	0-6	.000	0-4	.000	0-0	.000	2	2	4	4.9	2	0	2	1	1	0	9.7	
at UTSA	2/2/18		17	0-4	.000	0-1	.000	1-2	.500	1	2	3	4.8	3	1	1	0	1	1	9.2	
at FIU	02/08/1		19	2-3	.667	1-2	.500	0-0	.000	0	3	3	4.7	0	3	0	0	2	5	9.0	
at Florida Atlantic	02/10/1		31	6-12	.500	4-9	.444	2-3	.667	3	6	9	4.9	3	0	0	0	3	18	9.4	
SOUTHERN MISS	2/15/18		25	3-8	.375	1-5	.200	0-0	.000	1	2	3	4.8	3	1	0	0	0	7	9.3	
at Old Dominion	02/22/1		12	2-5	.400	1-2	.500	3-4	.750	4	0	4	4.8	1	0	1	0	2	8	9.3	
Totals			17	615	77-230	.335	35-127	.276	24-29	.828	54	56	110	4.8	53	15	20	13	52	213	9.3

Games played: 23
Minutes/game: 26.7
Points/game: 9.3
FG Pct: 33.5
3FG Pct: 27.6
FT Pct: 82.8

Rebounds/game: 4.8
Assists/game: 0.7
Turnovers/game: 0.9
Assist/turnover ratio: 0.8
Steals/game: 2.3
Blocks/game: 0.6

Season	gp-gs	min/avg	Total		3-Point		F-Throws		Rebounds				Scoring							
			fg-fga	pct	fg-fga	pct	ft-fa	pct	off	def	tot	avg	pf	fo	ast	to	blk	stl	pts	avg
2017-18	23-17	615/26.7	77-230	.335	35-127	.276	24-29	.828	54	56	110	4.8	53	0	15	20	13	52	213	9.3
TOTAL	23-17	615/26.7	77-230	.335	35-127	.276	24-29	.828	54	56	110	4.8	53	0	15	20	13	52	213	9.3

PLAYER PROFILES

34 MICAYLA BUCKNER
 6-4, R-JR. POST, GARLAND, TX
 COLLIN COLLEGE
 NAAMAN FOREST HIGH SCHOOL



2017-18 SEASON HIGHS **UNT CAREER HIGHS**
 PTS: 20 (vs. TAMIU, 11/14/17) PTS: 20 (vs. TAMIU, 11/14/17)
 REBS: 12 (at LA Tech, 1/3/18) REBS: 12 (at LA Tech, 1/3/18)
 ASTS: 1 (7x, last at FIU, 2/8/18) ASTS: 1 (7x, last at FIU, 2/8/18)
 STLS: 3 (2x, last at E. Illinois 12/20/17) STLS: 4 (at SMU, 11/30/16)
 BLKS: 4 (3x, last vs. OPSU, 12/30/17) BLKS: 4 (3x, last vs. OPSU, 12/30/17)

BIO BLAST

- Began her college career at Baylor but didn't see any playing time
- Nickname: "Cay"
- Loves Chipotle
- Favorite basketball player: Kobe Bryant

Opponent	Date	gs	min	Total		3-Pointers		Free throws		Rebounds				pf	a	t/o	blk	stl	pts	avg	
				fg-fga	pct	3fg-fga	pct	ft-fa	pct	off	def	tot	avg								
MACU	11/10/1	*	19	6-8	.750	0-0	.000	0-2	.000	3	4	7	7.0	4	0	1	1	0	12	12.0	
TEXAS A&M INTERNATI	11/14/1	*	30	9-11	.818	0-0	.000	2-5	.400	2	7	9	8.0	1	0	2	3	2	20	16.0	
K-STATE	11/19/1	*	34	3-10	.300	0-1	.000	0-0	.000	3	7	10	8.7	1	1	2	4	0	6	12.7	
vs COASTAL CAROLIN	11/23/1	*	21	1-3	.333	0-0	.000	0-2	.000	4	2	6	8.0	3	0	1	1	1	2	10.0	
vs DETROIT	11/24/1	*	20	1-5	.200	0-0	.000	0-0	.000	0	3	3	7.0	4	0	2	0	0	2	8.4	
SMU	11/29/1	*	32	5-9	.556	0-0	.000	0-2	.000	0	11	11	7.7	4	0	0	0	0	10	8.7	
TULSA	12/2/17	*	18	2-5	.400	0-0	.000	2-2	1.00	2	2	4	7.1	4	0	2	1	0	6	8.3	
at Indiana	12-5-17	*	20	1-1	1.00	0-0	.000	0-0	.000	0	2	2	6.5	2	0	1	1	0	2	7.5	
LA SALLE	12/09/1	*	24	5-13	.385	0-1	.000	0-0	.000	3	3	6	6.4	2	1	2	0	2	10	7.8	
at UIC	12/18/1	*	37	7-11	.636	0-0	.000	0-2	.000	1	7	8	6.6	5	1	3	4	3	14	8.4	
at Eastern Illinois	12/20/1	*	29	2-4	.500	0-0	.000	2-4	.500	3	6	9	6.8	3	0	5	0	3	6	8.2	
OKLAHOMA PANHANDL	12/30/1	*	18	3-7	.429	0-2	.000	1-5	.200	3	1	4	6.6	5	0	2	4	0	7	8.1	
at Louisiana Tech	01/03/1	*	36	5-10	.500	0-0	.000	0-2	.000	4	8	12	7.0	3	0	2	3	1	10	8.2	
RICE	1/5/18	*	22	1-6	.167	0-1	.000	0-0	.000	1	2	3	6.7	2	0	1	2	0	2	7.8	
OLD DOMINION	1/11/18	*	22	2-3	.667	0-0	.000	2-2	1.00	2	0	2	6.4	4	0	2	0	1	6	7.7	
CHARLOTTE	1/13/18	*	35	5-10	.500	0-0	.000	0-0	.000	1	5	6	6.4	3	1	3	0	0	10	7.8	
at Middle Tennessee	01/18/1	*	13	4-5	.800	0-0	.000	0-0	.000	3	1	4	6.2	5	0	2	1	0	8	7.8	
at UAB	01/20/1	*	23	1-5	.200	0-0	.000	2-6	.333	2	2	4	6.1	3	1	3	0	2	4	7.6	
WESTERN KENTUCKY	1/26/18	*	27	6-8	.750	0-0	.000	1-2	.500	4	3	7	6.2	2	0	4	0	0	13	7.9	
UTEP	1/28/18	*	25	1-3	.333	0-1	.000	2-2	1.00	1	2	3	6.0	4	0	1	1	2	4	7.7	
at UTSA	2/2/18	*	18	3-9	.333	0-0	.000	0-2	.000	2	1	3	5.9	4	0	1	0	0	6	7.6	
at FIU	02/08/1	*	18	6-10	.600	0-0	.000	0-0	.000	2	3	5	5.8	3	1	2	2	0	12	7.8	
at Florida Atlantic	02/10/1	*	6	0-1	.000	0-0	.000	0-0	.000	0	1	1	5.6	1	1	1	0	0	0	7.5	
SOUTHERN MISS	2/15/18	*	19	4-9	.444	0-0	.000	1-2	.500	3	2	5	5.6	5	0	1	1	1	9	7.5	
at Old Dominion	02/22/1	*	30	0-2	.000	0-0	.000	2-2	1.00	0	1	1	5.4	4	0	2	1	1	2	7.3	
Totals			25	596	83-168	.494	0-6	.000	17-44	.386	49	86	135	5.4	81	7	48	30	19	183	7.3

Games played: 25 Rebounds/game: 5.4
 Minutes/game: 23.8 Assists/game: 0.3
 Points/game: 7.3 Turnovers/game: 1.9
 FG Pct: 49.4 Assist/turnover ratio: 0.1
 3FG Pct: 0.0 Steals/game: 0.8
 FT Pct: 38.6 Blocks/game: 1.2

Season	gp-gs	min/avg	Total		3-Point		F-Throws			Rebounds				Scoring						
			fg-fga	pct	fg-fga	pct	ft-fa	pct	off	def	tot	avg	pf	fo	ast	to	blk	stl	pts	avg
2016-17	30-6	432/14.4	59-126	.468	0-0	.000	16-34	.471	37	53	90	3.0	80	1	3	46	13	19	134	4.5
2017-18	25-25	596/23.8	83-168	.494	0-6	.000	17-44	.386	49	86	135	5.4	81	4	7	48	30	19	183	7.3
TOTAL	55-31	1028/18.7	142-294	.483	0-6	.000	33-78	.423	86	139	225	4.1	161	5	10	94	43	38	317	5.8

2017-18 Team Leaders

Points	G	Pts	Pts/G
BRADLEY, Terriell	25	484	19.4
HOLMES, Lauren	23	213	9.3
BUCKNER, Micayla	25	183	7.3
MIMS, Trena	25	137	5.5
SMITH, Brittany	23	133	5.8
GOODHART, Grace	25	131	5.2
HENDERSON, Adrianna	24	108	4.5
TERRELL, Deja	25	97	3.9
POLAND, Jada	25	60	2.4
SHILLOW, Orianna	10	2	0.2

FG Percentage	FG	Att	Pct
BUCKNER, Micayla	83	168	.494
BRADLEY, Terriell	151	353	.428
TERRELL, Deja	37	88	.420
HENDERSON, Adrianna	38	91	.418
POLAND, Jada	21	54	.389
MIMS, Trena	57	151	.377
SMITH, Brittany	45	126	.357
HOLMES, Lauren	77	230	.335
GOODHART, Grace	46	138	.333
SHILLOW, Orianna	0	17	.000

3-Point Percentage	3FG	Att	Pct
BRADLEY, Terriell	48	106	.453
POLAND, Jada	2	6	.333
SMITH, Brittany	11	33	.333
GOODHART, Grace	25	87	.287
HENDERSON, Adrianna	9	32	.281
HOLMES, Lauren	35	127	.276
MIMS, Trena	3	14	.214
TERRELL, Deja	2	13	.154
SHILLOW, Orianna	0	17	.000
BUCKNER, Micayla	0	6	.000

Free Throw Percent	FG	Att	Pct
SHILLOW, Orianna	2	2	1.000
HOLMES, Lauren	24	29	.828
BRADLEY, Terriell	134	164	.817
HENDERSON, Adrianna	23	33	.697
GOODHART, Grace	14	22	.636
SMITH, Brittany	32	53	.604
MIMS, Trena	20	34	.588
TERRELL, Deja	21	41	.512
POLAND, Jada	16	32	.500
BUCKNER, Micayla	17	44	.386

Scoring Average	G	Pts	Avg/G
BRADLEY, Terriell	25	484	19.4
HOLMES, Lauren	23	213	9.3
BUCKNER, Micayla	25	183	7.3
SMITH, Brittany	23	133	5.8
MIMS, Trena	25	137	5.5
GOODHART, Grace	25	131	5.2
HENDERSON, Adrianna	24	108	4.5
TERRELL, Deja	25	97	3.9
POLAND, Jada	25	60	2.4
SHILLOW, Orianna	10	2	0.2

Field Goal Attempts	G	Att	Att/G
BRADLEY, Terriell	25	353	14.1
HOLMES, Lauren	23	230	10.0
BUCKNER, Micayla	25	168	6.7
MIMS, Trena	25	151	6.0
GOODHART, Grace	25	138	5.5

Field Goals Made	G	Made	Made/G
BRADLEY, Terriell	25	151	6.0
BUCKNER, Micayla	25	83	3.3
HOLMES, Lauren	23	77	3.3
MIMS, Trena	25	57	2.3
GOODHART, Grace	25	46	1.8

3-Point FG Attempts	G	Att	Att/G
HOLMES, Lauren	23	127	5.5
BRADLEY, Terriell	25	106	4.2
GOODHART, Grace	25	87	3.5
SMITH, Brittany	23	33	1.4
HENDERSON, Adrianna	24	32	1.3

3-Point FG Made	G	Made	Made/G
BRADLEY, Terriell	25	48	1.9
HOLMES, Lauren	23	35	1.5
GOODHART, Grace	25	25	1.0
SMITH, Brittany	23	11	0.5
HENDERSON, Adrianna	24	9	0.4

Free Throw Attempt	G	Att	Att/G
BRADLEY, Terriell	25	164	6.6
SMITH, Brittany	23	53	2.3
BUCKNER, Micayla	25	44	1.8
TERRELL, Deja	25	41	1.6
MIMS, Trena	25	34	1.4

Free Throws Made	G	Made	Made/G
BRADLEY, Terriell	25	134	5.4
SMITH, Brittany	23	32	1.4
HOLMES, Lauren	23	24	1.0
HENDERSON, Adrianna	24	23	1.0
TERRELL, Deja	25	21	0.8

2017-18 GAME-BY-GAME LEADERS

Opponent	Date	Score	Points	Rebounds	Assists	Steals	Blocked shots
MACU	11/10/17	86-52	20-HOLMES, Lauren	12-HOLMES, Lauren	6-BRADLEY, Terriel	3-HOLMES, Lauren	2-POLAND, Jada
TEXAS A&M INTERNATI	11/14/17	64-38	20-BUCKNER, Mica	9-BUCKNER, Mica	3-GOODHART, Gra	4-HOLMES, Lauren GOODHART, Gra	3-BUCKNER, Mica
K-STATE	11/19/17	54-55	15-BRADLEY, Terrie	10-BUCKNER, Mica	4-MIMS, Trena	3-BRADLEY, Terriel	4-BUCKNER, Mica
vs COASTAL CAROLINA	11/23/17	50-34	20-BRADLEY, Terrie	6-MIMS, Trena HOLMES, Lauren BUCKNER, Mica	4-SMITH, Brittany	5-GOODHART, Gra	2-TERRELL, Deja
vs DETROIT	11/24/17	63-57	22-BRADLEY, Terrie	8-BRADLEY, Terriel	6-SMITH, Brittany	3-HOLMES, Lauren BRADLEY, Terriell	1-SMITH, Brittany TERRELL, Deja
SMU	11/29/17	47-40	11-BRADLEY, Terrie	11-BUCKNER, Mica	4-MIMS, Trena	2-MIMS, Trena	1-HOLMES, Lauren GOODHART, Gra
TULSA	12/2/17	66-43	23-BRADLEY, Terrie	7-HOLMES, Lauren	3-SMITH, Brittany BRADLEY, Terriell	2-HOLMES, Lauren	2-HOLMES, Lauren
at Indiana	12-5-17	63-68	22-BRADLEY, Terrie	10-BRADLEY, Terrie	4-MIMS, Trena	3-HOLMES, Lauren	1-TERRELL, Deja BUCKNER, Mica
LA SALLE	12/09/17	70-44	17-HOLMES, Lauren	7-BRADLEY, Terriel	3-MIMS, Trena SMITH, Brittany	5-HOLMES, Lauren	1-SMITH, Brittany
at UIC	12/18/17	67-70	27-BRADLEY, Terrie	9-BRADLEY, Terriel	6-SMITH, Brittany BRADLEY, Terriell	3-BUCKNER, Mica GOODHART, Gra	4-BUCKNER, Mica
at Eastern Illinois	12/20/17	63-61	21-BRADLEY, Terrie	10-SMITH, Brittany	4-BRADLEY, Terriel	5-BRADLEY, Terriel	1-GOODHART, Gra POLAND, Jada
OKLAHOMA PANHANDLE	12/30/17	63-41	19-HOLMES, Lauren	13-HOLMES, Lauren	4-SMITH, Brittany	5-HOLMES, Lauren	4-BUCKNER, Mica
at Louisiana Tech	01/03/18	53-61	23-BRADLEY, Terrie	12-BUCKNER, Mica	7-SMITH, Brittany	3-HOLMES, Lauren	3-BUCKNER, Mica
RICE	1/5/18	49-50	14-TERRELL, Deja	7-BRADLEY, Terriel	3-SMITH, Brittany	6-HOLMES, Lauren	2-TERRELL, Deja BUCKNER, Mica
OLD DOMINION	1/11/18	63-46	23-BRADLEY, Terrie	5-POLAND, Jada	5-SMITH, Brittany	2-GOODHART, Gra HENDERSON, Ad	1-HOLMES, Lauren TERRELL, Deja
CHARLOTTE	1/13/18	73-68	22-BRADLEY, Terrie	7-BRADLEY, Terriel	7-SMITH, Brittany	3-SMITH, Brittany BRADLEY, Terriell	3-BRADLEY, Terriel
at Middle Tennessee	01/18/18	48-56	10-BRADLEY, Terrie	7-BRADLEY, Terriel	2-SMITH, Brittany HENDERSON, Ad	3-HOLMES, Lauren	2-TERRELL, Deja
at UAB	01/20/18	52-68	21-BRADLEY, Terrie	7-BRADLEY, Terriel	3-MIMS, Trena	4-BRADLEY, Terriel	1-BRADLEY, Terriel HOLMES, Lauren SMITH, Brittany
WESTERN KENTUCKY	1/26/18	65-79	29-BRADLEY, Terrie	10-POLAND, Jada	6-MIMS, Trena	2-SMITH, Brittany	2-BRADLEY, Terriel
UTEP	1/28/18	48-50	22-BRADLEY, Terrie	6-POLAND, Jada	7-MIMS, Trena	2-BUCKNER, Mica	1-BUCKNER, Mica POLAND, Jada HOLMES, Lauren
at UTSA	2/2/18	58-70	19-BRADLEY, Terrie	9-BRADLEY, Terriel	2-SMITH, Brittany BRADLEY, Terriell	3-TERRELL, Deja	3-TERRELL, Deja
at FIU	02/08/18	92-46	32-BRADLEY, Terrie	7-BRADLEY, Terriel	10-SMITH, Brittany	3-HENDERSON, Ad	2-BUCKNER, Mica
at Florida Atlantic	02/10/18	65-51	20-BRADLEY, Terrie	9-TERRELL, Deja HOLMES, Lauren	2-SMITH, Brittany BRADLEY, Terriell	3-HOLMES, Lauren	2-TERRELL, Deja
SOUTHERN MISS	2/15/18	71-62	26-BRADLEY, Terrie	6-MIMS, Trena	4-BRADLEY, Terriel	2-GOODHART, Gra SMITH, Brittany	1-POLAND, Jada BUCKNER, Mica BRADLEY, Terriell
at Old Dominion	02/22/18	55-52	23-BRADLEY, Terrie	5-BRADLEY, Terriel	3-SMITH, Brittany	2-HOLMES, Lauren SMITH, Brittany	3-TERRELL, Deja

2017-18 Player Game Highs

Points	32	BRADLEY, Terriell at FIU (02/08/18)
	29	BRADLEY, Terriell vs Western Kentucky (1/26/18)
	27	BRADLEY, Terriell at UIC (12/18/17)
	26	BRADLEY, Terriell vs Southern Miss (2/15/18)
	23	BRADLEY, Terriell at Old Dominion (02/22/18)
	23	BRADLEY, Terriell vs Old Dominion (1/11/18)
	23	BRADLEY, Terriell at Louisiana Tech (01/03/18)
	23	BRADLEY, Terriell vs Tulsa (12/2/17)
	Field Goals Made	11
9		BRADLEY, Terriell vs Southern Miss (2/15/18)
9		BRADLEY, Terriell at Indiana (12-5-17)
9		BUCKNER, Micayla vs Texas A&M International (11/14/17)
Field Goal Att.	24	BRADLEY, Terriell at Indiana (12-5-17)
	20	BRADLEY, Terriell at Louisiana Tech (01/03/18)
FG Pct (min 5 made)	.857 (6-7)	TERRELL, Deja vs Rice (1/5/18)
	.818 (9-11)	BUCKNER, Micayla vs Texas A&M International (11/14/17)
3-Point FG Made	9	BRADLEY, Terriell at FIU (02/08/18)
	4	BRADLEY, Terriell vs Southern Miss (2/15/18)
	4	HOLMES, Lauren at Florida Atlantic (02/10/18)
	4	BRADLEY, Terriell vs Western Kentucky (1/26/18)
	4	GOODHART, Grace vs Charlotte (1/13/18)
	4	BRADLEY, Terriell vs Old Dominion (1/11/18)
	4	BRADLEY, Terriell at UIC (12/18/17)
	4	HOLMES, Lauren vs MACU (11/10/17)
	3-Point FG Att.	12
10		BRADLEY, Terriell at FIU (02/08/18)
10		HOLMES, Lauren vs Rice (1/5/18)
10		HOLMES, Lauren vs MACU (11/10/17)
3-Pt FG Pct (min 2 made)	1.000 (2-2)	BRADLEY, Terriell vs COASTAL CAROLINA (11/23/17)
	1.000 (2-2)	BRADLEY, Terriell vs K-State (11/19/17)
	1.000 (2-2)	SMITH, Brittany vs MACU (11/10/17)
Free Throws Made	13	BRADLEY, Terriell vs Western Kentucky (1/26/18)
	12	BRADLEY, Terriell at Old Dominion (02/22/18)
Free Throw Att.	15	BRADLEY, Terriell vs Western Kentucky (1/26/18)
	13	BRADLEY, Terriell at Old Dominion (02/22/18)
FT Pct (min 3 made)	1.000 (5-5)	GOODHART, Grace at Eastern Illinois (12/20/17)
	1.000 (5-5)	BRADLEY, Terriell vs SMU (11/29/17)
	1.000 (4-4)	HOLMES, Lauren at UIC (12/18/17)
	1.000 (4-4)	SMITH, Brittany vs La Salle (12/09/17)
	1.000 (4-4)	HENDERSON, Adrianna vs La Salle (12/09/17)
	1.000 (4-4)	BRADLEY, Terriell at Indiana (12-5-17)
	1.000 (4-4)	HOLMES, Lauren vs MACU (11/10/17)
	1.000 (3-3)	TERRELL, Deja at Florida Atlantic (02/10/18)
Rebounds	13	HOLMES, Lauren vs Oklahoma Panhandle St. Univ. (12/30/17)
	12	BUCKNER, Micayla at Louisiana Tech (01/03/18)
	12	HOLMES, Lauren vs MACU (11/10/17)
Assists	10	SMITH, Brittany at FIU (02/08/18)
	7	MIMS, Trena vs UTEP (1/28/18)
	7	SMITH, Brittany vs Charlotte (1/13/18)
	7	SMITH, Brittany at Louisiana Tech (01/03/18)
Steals	6	HOLMES, Lauren vs Rice (1/5/18)
	5	HOLMES, Lauren vs Oklahoma Panhandle St. Univ. (12/30/17)
	5	BRADLEY, Terriell at Eastern Illinois (12/20/17)

2017-18 Team Highs

POINTS	92	at FIU (02/08/18)
	86	MACU (11/10/17)
	73	CHARLOTTE (1/13/18)
	71	SOUTHERN MISS (2/15/18)
	70	LA SALLE (12/09/17)
FIELD GOALS MADE	38	at FIU (02/08/18)
	34	MACU (11/10/17)
FIELD GOAL ATTEMPTS	72	MACU (11/10/17)
	70	at FIU (02/08/18)
FIELD GOAL PERCENTAG	.543 (38-70)	at FIU (02/08/18)
	.529 (27-51)	CHARLOTTE (1/13/18)
3 PT FIELD GOALS MADE	13	at FIU (02/08/18)
	10	CHARLOTTE (1/13/18)
	10	OLD DOMINION (1/11/18)
3 PT FG ATTEMPTS	29	MACU (11/10/17)
	28	OLD DOMINION (1/11/18)
3 PT FG PERCENTAGE	.565 (13-23)	at FIU (02/08/18)
	.556 (10-18)	CHARLOTTE (1/13/18)
FREE THROWS MADE	22	at Eastern Illinois (12/20/17)
	20	at Old Dominion (02/22/18)
FREE THROW ATTEMPTS	30	at Eastern Illinois (12/20/17)
	26	at UTSA (2/2/18)
FREE THROW PERCENTA	.870 (20-23)	at Old Dominion (02/22/18)
	.842 (16-19)	WESTERN KENTUCKY (1/26/18)
REBOUNDS	48	MACU (11/10/17)
	43	at FIU (02/08/18)
	42	TULSA (12/2/17)
ASSISTS	27	at FIU (02/08/18)
	20	CHARLOTTE (1/13/18)
	20	at UIC (12/18/17)
STEALS	17	TEXAS A&M INTERNATIONAL (11/14/17)
	15	OKLAHOMA PANHANDLE ST. UNIV. (12/30/17)
	15	LA SALLE (12/09/17)
BLOCKED SHOTS	7	at Old Dominion (02/22/18)
	7	OKLAHOMA PANHANDLE ST. UNIV. (12/30/17)
TURNOVERS	22	at Eastern Illinois (12/20/17)
	21	WESTERN KENTUCKY (1/26/18)
FOULS	28	at UTSA (2/2/18)
	27	vs DETROIT (11/24/17)

2017-18 Starters

GAME	1	2	3	4	5	RESULT
vs. TWU (exhibition)	Smith	Goodhart	Holmes	Bradley	Buckner	W, 69-66
vs. MACU	Smith	Goodhart	Holmes	Bradley	Buckner	W, 86-52
vs. Texas A&M Int'l	Mims	Goodhart	Holmes	Bradley	Buckner	W, 64-38
vs. K-State	Mims	Goodhart	Holmes	Bradley	Buckner	L, 55-54
vs. Coastal Carolina	Mims	Goodhart	Holmes	Bradley	Buckner	W, 50-34
vs. Detroit Mercy	Mims	Goodhart	Holmes	Bradley	Buckner	W, 63-57
vs. SMU	Smith	Mims	Holmes	Bradley	Buckner	W, 47-40
vs. Tulsa	Smith	Mims	Holmes	Bradley	Buckner	W, 66-43
at Indiana	Smith	Mims	Holmes	Bradley	Buckner	L, 68-63
vs. La Salle	Smith	Mims	Holmes	Bradley	Buckner	W, 70-44
at UIC	Smith	Mims	Holmes	Bradley	Buckner	L, 70-67
at Eastern Illinois	Smith	Mims	Goodhart	Bradley	Buckner	W, 63-61 (ot)
vs. Okla. Panhandle St. Univ.	Smith	Mims	Holmes	Bradley	Buckner	W, 63-41
at LA Tech	Smith	Mims	Holmes	Bradley	Buckner	L, 61-53
vs. Rice	Smith	Goodhart	Holmes	Bradley	Buckner	L, 50-49
vs. Old Dominion	Smith	Goodhart	Holmes	Bradley	Buckner	W, 64-46
vs. Charlotte	Smith	Goodhart	Holmes	Bradley	Buckner	W, 73-68
at Middle Tennessee	Smith	Goodhart	Holmes	Bradley	Buckner	L, 56-48
at UAB	Smith	Goodhart	Holmes	Bradley	Buckner	L, 68-52
vs. WKU	Smith	Mims	Bradley	Poland	Buckner	L, 79-65
vs. UTEP	Smith	Mims	Bradley	Poland	Buckner	L, 50-48
at UTSA	Smith	Mims	Bradley	Poland	Buckner	L, 70-58
at FIU	Smith	Mims	Goodhart	Bradley	Buckner	W, 92-46
at FAU	Smith	Mims	Goodhart	Bradley	Buckner	W, 65-51
vs. Southern Miss	Smith	Mims	Goodhart	Bradley	Buckner	W, 71-62
at Old Dominion	Smith	Mims	Goodhart	Bradley	Buckner	W, 55-52

STARTING 5 STATS

1	2	3	4	5	NUMBER STARTS	UNT PPG	OPP. PPG	W/L RECORD
Smith	Mims	Holmes	Bradley	Buckner	7	61.3	52.4	4-3
Smith	Goodhart	Holmes	Bradley	Buckner	6	61.8	56.7	3-3
Smith	Mims	Goodhart	Bradley	Buckner	5	69.2	54.4	5-0
Mims	Goodhart	Holmes	Bradley	Buckner	4	57.8	46.0	3-1
Smith	Mims	Bradley	Poland	Buckner	3	56.8	67.2	0-3

2017-18 BOX SCORES

1 North Texas 86 - Mid-America Christian 52 Denton, TX • 11/10/17

MACU 52 • 3-1

#	Player	Total			3-Ptr			Rebounds			PF	TP	A	TO	Blk	Stl	Min
		FG-FGA	FG-FGA	FT-FTA	FG-FGA	FG-FGA	FT-FTA	Off	Def	Tot							
32	Alexis Shannon	f	5-9	1-3	2-3	0	5	5	0	13	0	2	0	1	30		
33	Rebekah Wilson	c	0-0	0-0	0-0	0	3	3	2	0	0	1	0	0	12		
03	Jennah Coffman	g	2-13	0-4	0-0	1	3	4	2	4	1	3	0	0	19		
20	Nevada Denton	g	1-6	1-5	0-0	0	1	1	0	3	1	1	1	1	19		
22	Mykala Flores	g	3-9	2-4	5-7	2	5	7	5	13	1	7	0	2	36		
04	ShelbyThraikill	g	0-0	0-0	0-0	0	1	1	1	0	1	1	0	0	11		
10	Chelseah Savage	g	3-10	3-9	1-2	0	2	2	2	10	2	3	0	0	18		
11	JaidanAlley	g	1-2	1-2	0-0	0	0	0	0	3	0	0	0	0	8		
23	Janaya Hines	g	0-0	0-0	0-0	0	0	0	1	0	0	1	0	0	8		
25	Brittany Thompson	g	0-1	0-0	2-2	0	0	0	2	2	0	1	0	0	9		
30	Jessica Fairley	g	0-1	0-1	0-0	0	2	2	0	0	1	1	0	0	11		
44	Ossyana Ozoani	g	1-2	0-0	2-2	1	2	3	1	4	0	0	2	0	19		
Team						4	1	5									
Totals			16-53	8-28	12-18	8	25	33	16	52	7	21	3	4	200		

1st - FG %	3-13	23.1%	2nd: 3-13	23.1%	3rd: 5-15	33.3%	4th: 5-12	41.7%	Game: 16-5	30.2%	Deadball	
3FG %	2-8	25.0%	1-6	16.7%	3-9	33.3%	2-5	40.0%	8-28	28.6%	Rebound	
FT %	2-2	100.0	7-11	63.6%	2-4	50.0%	1-1	100.0	12-1	66.7%	Rebound	4

North Texas 86 • 1-0

#	Player	Total			3-Ptr			Rebounds			PF	TP	A	TO	Blk	Stl	Min
		FG-FGA	FG-FGA	FT-FTA	FG-FGA	FG-FGA	FT-FTA	Off	Def	Tot							
34	BUCKNER, Micayla	f	6-8	0-0	0-2	3	4	7	4	12	0	1	0	0	19		
02	GOODHART, Grace	g	4-9	1-4	0-1	0	5	5	2	9	4	1	0	0	29		
03	SMITH, Brittany	g	2-5	2-2	2-2	0	1	1	2	8	1	1	0	2	23		
23	BRADLEY, Terriell	g	8-13	1-4	1-2	2	4	6	3	18	6	4	0	1	29		
33	HOLMES, Lauren	g	6-15	4-10	4-4	5	7	12	2	20	1	1	0	3	33		
10	HENDERSON, Adrianna	g	0-1	0-0	0-0	0	1	1	0	0	1	1	1	1	9		
12	POLAND, Jada	g	4-6	0-1	0-0	1	3	4	1	8	0	2	1	1	17		
13	SHILLOW, Orianna	g	0-7	0-7	0-0	0	0	0	1	0	1	0	0	0	13		
21	TERRELL, Deja	g	0-2	0-1	3-4	2	1	3	1	3	0	1	1	0	11		
24	MIMS, Trena	g	4-6	0-0	0-0	2	3	5	4	8	2	2	0	0	17		
Team						2	2	4									
Totals			34-72	8-29	10-15	17	31	48	21	86	15	14	5	8	200		

1st - FG %	11-1	57.9%	2nd: 8-20	40.0%	3rd: 8-16	50.0%	4th: 7-17	41.2%	Game: 34-7	47.2%	Deadball	
3FG %	4-8	50.0%	2-6	33.3%	0-5	0.0%	2-10	20.0%	8-29	27.6%	Rebound	1
FT %	2-3	66.7%	3-4	75.0%	2-3	66.7%	3-5	60.0%	10-1	66.7%	Rebound	4

Officials: Shandra Twine, Marleah Vidal, Blanca Burns
Technical fouls: MACU-None. North Texas-None.
Attendance: 1007
2017-18 Season Opener

2 North Texas 64 - Texas A&M Int'l 52 Denton, TX • 11/14/17

Texas A&M International 38 • 0-3

#	Player	Total			3-Ptr			Rebounds			PF	TP	A	TO	Blk	Stl	Min
		FG-FGA	FG-FGA	FT-FTA	FG-FGA	FG-FGA	FT-FTA	Off	Def	Tot							
11	Julia Hanni	f	0-3	0-0	2-4	2	1	3	4	2	2	3	0	0	25		
22	Veshae A. Wilkinson	f	3-8	1-2	1-2	1	2	3	2	8	1	2	0	3	25		
01	Tantasha Giger	g	3-10	2-5	0-0	2	4	6	3	8	3	7	1	0	34		
05	Passionate Amukamara	g	2-8	2-7	2-2	2	2	4	4	8	1	6	0	0	28		
21	Ashley Perez	g	0-3	0-2	0-0	0	5	5	0	0	1	0	0	1	26		
02	Dannia Gonzalez	g	2-3	0-0	2-2	1	5	6	3	6	0	1	0	0	13		
04	Renee Contreras	g	0-2	0-0	0-0	0	2	2	0	0	0	1	0	1	12		
12	LaShae Rolle	g	0-5	0-0	0-0	1	1	2	1	0	0	4	0	0	13		
30	Jaden Gonzales	g	1-3	1-3	3-4	0	1	1	2	6	0	2	0	2	19		
32	Vanessa Oyola	g	0-1	0-1	0-0	0	0	0	0	0	1	0	0	0	5		
Team						4	0	4									
Totals			11-46	6-20	10-14	13	23	36	19	38	9	27	1	7	200		

1st - FG %	6-14	42.9%	2nd: 2-11	18.2%	3rd: 1-10	10.0%	4th: 2-11	18.2%	Game: 11-4	23.9%	Deadball	
3FG %	3-4	75.0%	2-6	33.3%	0-6	0.0%	1-4	25.0%	6-20	30.0%	Rebound	2
FT %	0-0	0.0%	4-6	66.7%	3-4	75.0%	3-4	75.0%	10-1	71.4%	Rebound	2

North Texas 64 • 2-0

#	Player	Total			3-Ptr			Rebounds			PF	TP	A	TO	Blk	Stl	Min
		FG-FGA	FG-FGA	FT-FTA	FG-FGA	FG-FGA	FT-FTA	Off	Def	Tot							
04	BUCKNER, Micayla	f	9-11	0-0	2-5	2	7	9	1	20	0	2	3	2	30		
02	GOODHART, Grace	g	3-9	1-7	2-2	0	2	2	2	9	3	5	0	4	30		
23	BRADLEY, Terriell	g	4-14	0-1	0-0	3	0	3	4	8	2	0	0	1	39		
24	MIMS, Trena	g	4-10	0-1	0-1	0	3	3	3	8	2	2	0	2	33		
33	HOLMES, Lauren	g	4-8	0-3	0-0	3	2	5	2	8	1	2	0	4	29		
10	HENDERSON, Adrianna	g	1-3	0-1	1-2	1	2	3	1	3	0	1	0	0	13		
12	POLAND, Jada	g	0-2	0-0	1-2	2	6	8	3	1	2	0	1	3	26		
13	SHILLOW, Orianna	g	0-0	0-0	0-0	0	0	0	1	0	0	0	0	1	6		
21	TERRELL, Deja	g	2-5	0-0	3-5	5	2	7	2	7	1	2	0	0	14		
Team						0	0	0									
Totals			27-62	1-13	9-17	16	24	40	19	64	11	14	4	17	200		

1st - FG %	8-17	47.1%	2nd: 2-15	13.3%	3rd: 7-14	50.0%	4th: 10-1	62.5%	Game: 27-6	43.5%	Deadball	
3FG %	0-2	0.0%	1-6	16.7%	0-3	0.0%	0-2	0.0%	1-13	7.7%	Rebound	4
FT %	1-3	33.3%	5-8	62.5%	1-3	33.3%	2-3	66.7%	9-17	52.9%	Rebound	4

Officials: BILL LARANCE, METTA ROBERTS, ROCHELLE BENNETT
Technical fouls: Texas A&M International-None. North Texas-None.
Attendance: 807
FIRST TIME TAMI AND UNT HAVE PLAYED IN WBB

3 Kansas State 55- North Texas 54 Denton, TX • 11/19/17

K-State 55 • 4-0

#	Player	Total			3-Ptr			Rebounds			PF	TP	A	TO	Blk	Stl	Min
		FG-FGA	FG-FGA	FT-FTA	FG-FGA	FG-FGA	FT-FTA	Off	Def	Tot							
01	Page, Kaylee	f	3-8	1-4	4-5	1	2	3	0	11	1	0	1	0	32		
11	Williams, Peyton	f	2-8	1-2	4-5	1	6	7	2	9	0	3	2	0	31		
10	Goth, Kayla	g	4-8	0-1	3-6	0	4	4	3	11	5	2	0	2	36		
12	Ranke, Rachel	g	5-14	4-10	0-0	1	3	4	1	14	0	1	0	3	34		
50	Martin, Shaelyn	g	1-5	0-0	0-0	1	2	3	2	2	3	3	1	2	33		
02	Goodrich, Cymone	g	1-4	0-0	0-0	0	2	2	1	2	1	1	0	1	20		
33	Ray, Ashley	g	2-3	0-0	0-0	0	1	1	1	4	0	1	1	0	8		
40	Lakes, Mary	g	0-0	0-0	2-4	2	1	3	1	2	0	1	1	0	6		
Team						1	5	6									
Totals			18-50	6-17	13-20	7	26	33	11	55	10	12	6	8	200		

1st - FG %	4-12	33.3%	2nd: 6-13	46.2%	3rd: 2-15	13.3%	4th: 6-10	60.0%	Game: 18-5	36.0%	Deadball	
3FG %	2-3	66.7%	1-4	25.0%	0-4	0.0%	3-6	50.0%	6-17	35.3%	Rebound	3
FT %	1-2	50.0%	4-6	66.7%	4-4	100.0	4-8	50.0%	13-2	65.0%	Rebound	3

North Texas 54 • 2-1

#	Player	Total			3-Ptr			Rebounds			PF	TP	A	TO	Blk	Stl	Min
		FG-FGA	FG-FGA	FT-FTA	FG-FGA	FG-FGA	FT-FTA	Off	Def	Tot							
34	BUCKNER, Micayla	f	3-10	0-1	0-0	3	7	10	1	6	1	2	4	0	34		
02	GOODHART, Grace	g	1-2	1-2	0-0	0	0	0	4	3	0						

2017-18 BOX SCORES

5

North Texas 63 - Detroit Mercy 57
Daytona Beach, FL • 11/24/17

DETROIT 57 • 0-5

#	Player	Total			3-Ptr			Rebounds			PF	TP	A	TO	Blk	Stl	Min
		FG-FGA	FG-FGA	FT-FTA	FG-FGA	FG-FGA	FT-FTA	Off	Def	Tot							
02	BROWN, Kayla	* 2-7	1-2	2-4	0	1	1	1	7	1	2	0	0	0	19		
05	MARINKOVIC, Anja	* 5-11	4-7	2-4	1	1	2	3	16	0	2	0	1	24			
11	TOBEL, Lexey	* 1-4	0-3	0-0	1	6	7	4	2	0	2	0	0	21			
20	URBANICK, Nicole	* 0-5	0-4	1-2	1	8	9	3	1	2	2	0	1	37			
23	COHEN, Brienne	* 4-9	1-2	12-13	2	4	6	4	21	2	6	1	1	29			
01	MILLER, Ashley	1-3	0-0	0-0	3	1	4	3	2	0	1	1	0	11			
03	RISTOVSKI, Lola	0-2	0-2	0-0	0	1	1	2	0	2	1	0	0	13			
10	JACKSON, Brittney	2-3	1-1	1-4	0	3	3	2	6	0	2	0	0	26			
22	OATIS, Zoey	1-1	0-0	0-2	0	2	2	3	2	0	2	0	0	20			
Team					3	3	6										
Totals		16-45	7-21	18-29	11	30	41	25	57	7	20	2	3	200			

1st - FG %: 3-11 27.3% 2nd: 7-14 50.0% 3rd: 3-12 25.0% 4th: 3-8 37.5% Game: 16-4 35.6% Deadball Rebound 5
3FG %: 1-6 16.7% 3-5 60.0% 1-7 14.3% 2-3 66.7% 7-21 33.3% 1-7 14.3% 13-2 65.0%
FT %: 6-9 66.7% 1-4 25.0% 2-4 50.0% 9-12 75.0% 18-2 62.1%

North Texas 63 • 4-1

#	Player	Total			3-Ptr			Rebounds			PF	TP	A	TO	Blk	Stl	Min
		FG-FGA	FG-FGA	FT-FTA	FG-FGA	FG-FGA	FT-FTA	Off	Def	Tot							
02	GOODHART, Grace	* 2-6	1-4	0-0	0	3	3	0	5	0	0	0	0	0	10		
23	BRADLEY, Terriell	* 6-12	0-2	10-11	1	7	8	3	22	0	2	0	3	38			
24	MIMS, Trena	* 0-4	0-2	2-2	0	2	2	3	2	0	0	0	0	34			
33	HOLMES, Lauren	* 7-14	3-7	2-2	2	2	4	2	19	1	1	0	3	24			
34	BUCKNER, Micayla	* 1-5	0-0	0-0	0	3	3	4	2	0	2	0	0	20			
03	SMITH, Brittany	0-4	0-0	4-6	1	1	2	5	4	6	1	1	1	29			
10	HENDERSON, Adrianna	4-11	0-2	1-1	2	2	4	3	9	0	2	0	1	22			
12	POLAND, Jada	0-4	0-0	0-2	3	1	4	4	0	0	2	0	0	16			
13	SHILLOW, Orianna	0-0	0-0	0-0	0	0	0	0	0	0	0	0	0	0+4			
21	TERRELL, Deja	0-3	0-0	0-0	4	0	4	3	0	0	1	1	1	7			
Team					3	3	6										
Totals		20-63	4-17	19-24	16	24	40	27	63	7	11	2	9	200			

1st - FG %: 4-17 23.5% 2nd: 8-19 42.1% 3rd: 3-13 23.1% 4th: 5-14 35.7% Game: 20-6 31.7% Deadball Rebound 2
3FG %: 1-4 25.0% 2-5 40.0% 0-4 0.0% 1-4 25.0% 4-17 23.5%
FT %: 4-5 80.0% 3-3 100.0% 8-8 100.0% 4-8 50.0% 19-2 79.2%

Officials: MARK BERGER/ BRYAN NICHOLS/ CALVIN GARTH
Technical fouls: DETROIT-None. North Texas-None.

6

North Texas 47 - SMU 40
Denton, TX • 11/29/17

SMU 40 • 3-5

#	Player	Total			3-Ptr			Rebounds			PF	TP	A	TO	Blk	Stl	Min
		FG-FGA	FG-FGA	FT-FTA	FG-FGA	FG-FGA	FT-FTA	Off	Def	Tot							
13	BRADSHAW, Klara	f 2-6	0-0	2-2	0	2	2	1	6	0	2	3	0	21			
00	PERRY, Kiara	g 0-5	0-1	3-6	2	6	8	2	3	3	4	0	1	35			
02	WHITFIELD, Ariana	g 1-5	1-3	0-0	3	2	5	1	3	0	2	1	2	31			
03	ADAMS, McKenzie	g 5-16	0-1	5-6	0	3	3	4	15	0	5	0	4	37			
04	REESE, Mikayla	g 0-3	0-1	0-0	0	0	0	4	0	0	3	0	1	15			
12	SMITH, Morgan	0-1	0-1	0-0	0	0	0	0	0	0	1	0	0	3			
15	COLLINS, Stephanie	3-4	0-0	0-1	3	7	10	1	6	0	2	0	0	19			
20	THOMAS, Dai'ja	2-4	0-0	3-5	4	6	10	2	7	2	1	0	1	30			
33	CASH, Johnasia	0-1	0-0	0-0	0	3	3	2	0	0	3	0	1	9			
Team					1	1	2										
Totals		13-45	1-7	13-20	13	30	43	17	40	5	24	4	10	200			

1st - FG %: 2-9 22.2% 2nd: 5-16 31.3% 3rd: 1-8 12.5% 4th: 5-12 41.7% Game: 13-4 28.9% Deadball Rebound 4
3FG %: 0-2 0.0% 1-3 33.3% 0-0 0.0% 0-2 0.0% 1-7 14.3%
FT %: 1-2 50.0% 0-2 0.0% 9-12 75.0% 3-4 75.0%

North Texas 47 • 5-1

#	Player	Total			3-Ptr			Rebounds			PF	TP	A	TO	Blk	Stl	Min
		FG-FGA	FG-FGA	FT-FTA	FG-FGA	FG-FGA	FT-FTA	Off	Def	Tot							
34	BUCKNER, Micayla	f 5-9	0-0	0-2	0	11	11	4	10	0	0	0	0	32			
03	SMITH, Brittany	3-5	1-2	2-2	0	4	4	2	9	1	4	0	0	30			
23	BRADLEY, Terriell	3-14	0-5	5-5	3	2	5	3	11	1	1	0	1	37			
24	MIMS, Trena	g 2-5	0-0	0-2	3	1	4	1	4	4	2	0	2	29			
33	HOLMES, Lauren	g 1-13	1-9	0-0	0	0	0	1	3	1	0	1	1	37			
02	GOODHART, Grace	2-2	1-1	0-0	0	0	0	2	5	0	2	1	0	10			
10	HENDERSON, Adrianna	1-3	1-3	0-0	0	1	1	0	3	0	1	0	1	7			
12	POLAND, Jada	0-2	0-0	0-0	1	2	3	2	0	0	1	0	0	12			
21	TERRELL, Deja	1-3	0-1	0-1	0	0	0	3	2	0	0	0	0	6			
Team					4	1	5										
Totals		18-56	4-21	7-12	11	22	33	18	47	7	12	2	5	200			

1st - FG %: 4-16 25.0% 2nd: 5-14 35.7% 3rd: 3-16 18.8% 4th: 6-10 60.0% Game: 18-5 32.1% Deadball Rebound 2
3FG %: 1-5 20.0% 2-6 33.3% 0-6 0.0% 1-4 25.0% 4-21 19.0%
FT %: 2-4 50.0% 0-0 0.0% 0-0 0.0% 5-8 62.5% 7-12 58.3%

Officials: Scott Yarbrough, Brian Hall, Metta Roberts
Technical fouls: SMU-None. North Texas-None.
Attendance: 3243

7

North Texas 66 - Tulsa 43
Denton, TX • 12/2/17

Tulsa 43 • 3-5

#	Player	Total			3-Ptr			Rebounds			PF	TP	A	TO	Blk	Stl	Min
		FG-FGA	FG-FGA	FT-FTA	FG-FGA	FG-FGA	FT-FTA	Off	Def	Tot							
00	ELLIOTT, Kendrian	f 2-4	0-0	2-4	2	3	5	3	6	0	3	1	0	16			
02	PEREZ, Tatyana	g 3-9	2-3	0-0	1	2	3	0	8	0	3	0	1	28			
03	WAKEFIELD, Erika	g 0-7	0-0	0-0	4	0	4	3	0	1	0	0	1	25			
10	GAULDEN, Alexis	g 2-3	1-2	4-6	0	2	5	9	1	6	0	1	30				
21	LESCAY, Rebecca	g 2-5	0-0	0-0	1	2	3	2	4	0	2	0	1	27			
04	RICHARDS, Addison	0-2	0-2	0-0	0	0	0	2	0	0	0	0	0	9			
05	BUTLER, Jasmine	0-1	0-0	5-6	2	0	2	0	5	1	0	0	0	6			
22	BRADY, Morgan	0-2	0-1	0-0	0	1	1	3	0	0	1	0	0	20			
25	SCALES, Tyjae'	0-0	0-0	1-2	0	0	0	1	1	0	0	0	0	8			
30	VORNES, Krystan	0-4	0-0	5-6	3	5	8	3	5	0	1	0	0	15			
33	POLK, Crystal	2-7	0-0	1-2	0	1	1	1	5	1	1	0	0	16			
Team					2	4	6										
Totals		11-44	3-8	18-26	15	20	35	23	43	4	18	1	4	200			

1st - FG %: 3-9 33.3% 2nd: 3-10 30.0% 3rd: 4-14 28.6% 4th: 1-11 9.1% Game: 11-4 25.0% Deadball Rebound 2
3FG %: 3-3 100.0% 0-2 0.0% 0-1 0.0% 0-2 0.0% 3-8 37.5%
FT %: 3-4 75.0% 4-6 66.7% 2-4 50.0% 9-12 75.0% 18-2 69.2%

North Texas 66 • 6-1

#	Player	Total			3-Ptr			Rebounds			PF	TP	A	TO	Blk	Stl	Min
		FG-FGA	FG-FGA	FT-FTA	FG-FGA	FG-FGA	FT-FTA	Off	Def	Tot							
34	BUCKNER, Micayla	f 2-5	0-0	2-2	2	2	4	4	6	0	2	1	0	18			
03	SMITH, Brittany	g 2-4	1-2	1-2	0	2	3	6	3	2	0	1	0	26			
23	BRADLEY, Terriell	g 8-13	3-5	4-5	2	2	4	2	23	3	2	1	0	30			
24	MIMS, Trena	g 5-8	0-0	5-9	1	1	2	4	15	1	0	0	1	34			
33	HOLMES, Lauren	g 4-18	3-12	0-0	3	4	7	1	11	0	1	2	2	30			
02	GOODHART, Grace	0-3	0-2	0-0	0	3	3	1	0	2	1	0	1	20			
10	HENDERSON, Adrianna	0-1	0-1	1-2	3	2	5	2	1	1	1	0	0	15			
12	POLAND, Jada	0-1	0-0	1-2	1	3	4	3	1	0	2	0	0	13			
13	SHILLOW, Orianna	0-1	0-1	0-0	0	0	0	0	0	0	0	0	0	2			
21	TERRELL, Deja	1-1	0-0	1-2	2	2	4	4	3	0	1	0	0	12			
Team					4	3	7										
Totals		22-55	7-23	15-24	18	24	42	24	66	10	12	4	5	200			

1st - FG %: 5-12 41.7% 2nd: 5-13 38.5% 3rd: 4-16 25.0% 4th: 8-14 57.1% Game: 22-5 40.0% Deadball Rebound 4
3FG %: 3-5 60.0% 2-7 28.6% 2-7 28.6% 0-4 0.0% 7-23 30.4%
FT %: 2-4 50.0% 4-9 44.4% 3-4 75.0% 6-7 85.7% 15-2 62.5%

Officials: Brian Garland, Bill Larence, Chaney Muench
Technical fouls: Tulsa-None. North Texas-None.
Attendance: 1181
LAST TIME THESE SCHOOLS MET WAS DEC. 3, 2017

8

2017-18 BOX SCORES

9

North Texas 70 - La Salle 44
Denton, TX • 12/9/17

La Salle 44 • 4-6

#	Player	Total			3-Ptr			Rebounds			PF	TP	A	TO	Blk	Stl	Min
		FG-FGA	FG-FGA	FT-FTA	FG-FGA	FG-FGA	FT-FTA	Off	Def	Tot							
25	MILLER, Shalina	f	4-9	0-0	0-0	2	5	7	2	8	1	5	3	1	28		
44	FREELAND, Ashanti	f	3-3	0-0	1-2	2	3	5	2	7	0	3	1	0	35		
01	EDWARDS, Shaquana	g	1-4	0-0	0-0	0	2	2	0	2	1	2	0	1	22		
15	MILLER, Adreana	g	0-3	0-1	0-0	0	0	0	3	0	0	3	0	0	8		
21	KIRFFIN, Amy	g	5-18	0-4	2-2	0	8	8	3	12	3	7	2	1	40		
11	KING, Deja		3-6	0-0	1-1	0	2	2	3	7	2	3	1	2	31		
14	NICHOLLS, Michelle		0-1	0-0	0-0	0	0	0	1	0	1	2	1	0	19		
22	REESE, Jeryn		1-1	0-0	0-0	1	1	2	0	2	0	1	0	0	5		
35	NGWAFANG, Sofilia		2-2	0-0	2-4	3	3	6	3	6	0	1	1	0	12		
Team						1	3	4									
Totals			19-47	0-5	6-9	9	27	36	17	44	8	27	9	5	200		

1st - FG % 5-11 45.5% 2nd: 4-12 33.3% 3rd: 3-10 30.0% 4th: 7-14 50.0% Game: 19-4 40.4% Deadball Rebound 2
3FG %: 0-2 0.0% 0-0 0.0% 0-2 0.0% 0-1 0.0% 0-5 0.0%
FT %: 1-1 100.0 2-2 100.0 3-6 50.0% 0-0 0.0% 6-9 66.7%

North Texas 70 • 7-2

#	Player	Total			3-Ptr			Rebounds			PF	TP	A	TO	Blk	Stl	Min
		FG-FGA	FG-FGA	FT-FTA	FG-FGA	FG-FGA	FT-FTA	Off	Def	Tot							
34	BUCKNER, Micayla	f	5-13	0-1	0-0	3	3	6	2	10	1	2	0	2	24		
03	SMITH, Brittany	g	3-7	1-2	4-4	0	1	1	2	11	3	2	1	2	28		
23	BRADLEY, Terriell	g	3-10	1-2	1-2	2	5	7	1	8	2	2	0	2	30		
24	MIMS, Trena	g	3-6	0-0	1-2	1	2	3	1	7	3	3	0	1	27		
33	HOLMES, Lauren	g	6-14	3-7	2-2	3	2	5	1	17	1	0	0	5	30		
02	GOODHART, Grace		2-4	1-2	0-0	0	0	0	1	5	1	0	0	0	18		
10	HENDERSON, Adrianna		0-4	0-0	4-4	4	1	5	1	4	0	0	0	2	18		
12	POLAND, Jada		0-2	0-0	3-4	0	3	3	1	3	0	0	0	0	7		
13	SHILLOW, Orianna		0-1	0-1	0-0	0	0	0	0	0	0	0	0	0	2		
21	TERRELL, Deja		2-5	0-1	1-4	2	0	2	3	5	0	2	0	1	16		
Team						2	3	5									
Totals			24-66	6-16	16-22	17	20	37	13	70	11	11	1	15	200		

1st - FG % 8-16 50.0% 2nd: 7-19 36.8% 3rd: 6-16 37.5% 4th: 3-15 20.0% Game: 24-6 36.4% Deadball Rebound 4
3FG %: 2-5 40.0% 1-2 50.0% 2-4 50.0% 1-5 20.0% 6-16 37.5%
FT %: 2-6 33.3% 3-4 75.0% 5-6 83.3% 6-6 100.0% 16-2 72.7%

Officials: Metta Roberts, Travis Jones, Marleah Vidal
Technical fouls: La Salle-None. North Texas-None.
Attendance: 996

10

UIC 70 - North Texas 67
Chicago, IL • 12/18/17

North Texas 67 • 7-3

#	Player	Total			3-Ptr			Rebounds			PF	TP	A	TO	Blk	Stl	Min
		FG-FGA	FG-FGA	FT-FTA	FG-FGA	FG-FGA	FT-FTA	Off	Def	Tot							
34	BUCKNER, Micayla	f	7-11	0-0	0-2	1	7	8	5	14	1	3	4	3	37		
23	BRADLEY, Terriell	g	7-15	4-7	9-10	2	7	9	5	27	6	3	1	1	36		
24	MIMS, Trena	g	1-4	0-1	0-0	1	3	4	5	2	3	3	0	0	18		
3	SMITH, Brittany	g	2-6	0-2	0-2	0	1	1	4	4	6	4	0	1	29		
33	HOLMES, Lauren	g	4-7	1-3	4-4	2	1	3	3	13	2	1	1	1	34		
10	HENDERSON, Adrianna		0-0	0-0	0-0	0	0	0	0	0	0	0	0	0	2		
12	POLAND, Jada		0-2	0-1	0-0	2	1	3	2	0	0	0	0	0	5		
13	SHILLOW, Orianna		0-0	0-0	0-0	0	0	0	0	0	0	0	0	0	0+		
2	GOODHART, Grace		3-6	1-4	0-0	0	2	2	1	7	2	3	0	3	33		
21	TERRELL, Deja		0-0	0-0	0-0	1	0	1	1	0	0	0	0	0	6		
Team						2	2	4									
Totals			24-51	6-18	13-18	11	24	35	26	67	20	18	6	9	200		

1st - FG % 8-11 72.7% 2nd: 6-15 40.0% 3rd: 6-10 60.0% 4th: 4-15 26.7% Game: 24-5 47.1% Deadball Rebound 3
3FG %: 2-5 40.0% 4-8 50.0% 0-2 0.0% 0-3 0.0% 6-18 33.3%
FT %: 2-3 66.7% 3-5 60.0% 4-6 66.7% 0-4 100.0% 13-1 72.2%

UIC 70 • 7-3

#	Player	Total			3-Ptr			Rebounds			PF	TP	A	TO	Blk	Stl	Min
		FG-FGA	FG-FGA	FT-FTA	FG-FGA	FG-FGA	FT-FTA	Off	Def	Tot							
30	JOHNSON, Gabryelle	f	6-8	0-0	5-8	6	6	12	5	17	0	1	0	2	38		
44	ZAGORAC, Teodora	c	0-4	0-3	0-0	1	1	2	0	0	0	0	0	0	20		
20	ETHERIDGE, Catera	g	1-4	0-0	0-0	0	2	2	2	2	2	2	0	0	25		
3	BYRD, Brittany	g	8-20	4-11	4-9	2	2	4	1	24	5	3	0	1	40		
5	TONEY, Taylor	g	3-7	1-1	3-4	1	3	4	10	4	2	0	0	25			
10	TEDFORD, Tia		2-3	1-2	0-0	0	1	1	1	5	1	2	0	1	15		
14	NNEJI, Jada		1-1	0-0	0-0	1	0	1	1	2	0	0	0	0	1		
22	LAKE, Abreanna		0-1	0-0	0-0	0	0	0	1	0	1	2	0	1	9		
35	LAMPLEY, Tylah		5-11	0-1	0-1	1	2	3	2	10	5	2	1	1	27		
Team						4	1	5									
Totals			26-59	6-18	12-22	16	18	34	17	70	18	14	1	6	200		

1st - FG % 9-18 50.0% 2nd: 4-12 33.3% 3rd: 6-13 46.2% 4th: 7-16 43.8% Game: 26-5 44.1% Deadball Rebound 3
3FG %: 3-8 37.5% 0-0 0.0% 2-6 33.3% 1-4 25.0% 6-18 33.3%
FT %: 0-0 0.0% 1-4 25.0% 5-6 83.3% 6-12 50.0% 12-2 54.5%

Officials: Bob Enterline, Dorrin Stewart, Erin Frias
Technical fouls: North Texas-BRADLEY, Terriell. UIC-None.
Attendance: 249

11

North Texas 63 - Eastern Illinois 61 (OT)
Charleston, IL • 12/20/17

North Texas 63 • 8-3

#	Player	Total			3-Ptr			Rebounds			PF	TP	A	TO	Blk	Stl	Min
		FG-FGA	FG-FGA	FT-FTA	FG-FGA	FG-FGA	FT-FTA	Off	Def	Tot							
34	BUCKNER, Micayla	f	2-4	0-0	2-4	3	6	9	3	6	0	5	0	3	29		
02	GOODHART, Grace	g	4-11	3-6	5-5	0	3	3	2	16	0	4	1	1	45		
03	SMITH, Brittany	g	2-7	0-2	2-4	4	6	10	5	6	1	5	0	0	35		
23	BRADLEY, Terriell	g	7-18	0-4	7-9	2	6	8	2	21	4	4	0	5	45		
24	MIMS, Trena	g	2-5	0-1	3-4	1	2	3	3	7	0	3	0	2	32		
12	POLAND, Jada		1-1	0-0	0-0	0	0	0	2	2	1	0	1	0	9		
13	SHILLOW, Orianna		0-3	0-3	2-2	0	0	0	1	2	0	0	0	0	21		
21	TERRELL, Deja		1-2	0-0	1-2	1	1	2	1	3	1	0	0	0	9		
Team						1	2	3									
Totals			19-51	3-16	22-30	12	26	38	19	63	7	22	2	11	225		

1st - FG % 5-11 45.5% 2nd: 2-13 15.4% 3rd: 4-11 36.4% 4th: 5-11 45.5% Game: 19-5 37.3% Deadball Rebound 5
3FG %: 1-4 25.0% 1-4 25.0% 0-2 0.0% 3-16 18.8%
FT %: 2-7 28.6% 2-2 100.0 11-1 100.0 5-8 62.5% 22-3 73.3%

Eastern Illinois 61 • 1-9

#	Player	Total			3-Ptr			Rebounds			PF	TP	A	TO	Blk	Stl	Min
		FG-FGA	FG-FGA	FT-FTA	FG-FGA	FG-FGA	FT-FTA	Off	Def	Tot							
14	McRAE, Grace	f	3-5	0-0	0-0	2	0	2	2	6	0	2	0	2	29		
32	NEHLS, Jennifer	f	1-8	0-5	2-4	0	2	2	3	4	2	4	0	2	39		
12	TELLEZ, Carmen	g	2-11	2-8	0-0	2	5	4	6	4	0	4	0	1	37		
15	STEELE, Taylor	g	7-10	3-5	4-6	0	5	3	21	3	4	0	1	45			
20	BERRY, Danielle	g	2-9	1-6	2-2	2	4	6	4	7	4	3	0	5	43		
11	PACE, Karle		0-0	0-0	0-0	2	2	2	0	0	0	3	0	1	5		
21	STULL, Halle		6-9	3-6	1-2	2	4	6	1	16	0	2	1	1	25		
31	SMITH, Jalisha		0-0	0-0	1-2	0	0	0	2	1	1	0	0	0	2		
Team						1	3	4									
Totals			21-52	9-30	10-16	9	23	32	21	61	14	22	1	13	225		

1st - FG % 3-12 25.0% 2nd: 6-12 50.0% 3rd: 5-10 50.0% 4th: 5-14 35.7% Game: 21-5 40.4% Deadball Rebound 2
3FG %: 1-8 12.5% 3-7 42.9% 3-8 37.5% 2-6 33.3% 9-30 30.0%
FT %: 2-4 50.0% 0-0 0.0% 3-4 75.0% 3-6 50.0% 10-1 62.5%

Officials: Jeff Cross, Shane Bennett, Brad Maxey
Technical fouls: North Texas-None. Eastern Illinois-None.
Attendance: 287

Score by periods	1st	2nd	3rd	4th	OT	Total
North Texas	13	7	20	15	8	63
Eastern Illinois	9	15	16	15	6	

2017-18 BOX SCORES

13 LA Tech 61 - North Texas 53 Ruston, LA • 1/3/18

North Texas 53 • 9-4 (0-1)

#	Player	Total			3-Ptr			Rebounds			PF	TP	A	TO	Blk	Stl	Min
		FG	FGA	FT	FTA	FG	FGA	FT	FTA	Off							
03	SMITH, Brittany	* 1-2	0-0	3-4	0	2	2	4	5	7	4	0	1	32			
23	BRADLEY, Terriell	* 8-20	3-9	4-5	2	3	5	0	23	2	3	0	2	39			
24	MIMS, Trena	* 2-4	0-0	0-0	0	1	1	0	4	0	1	1	0	28			
33	HOLMES, Lauren	* 1-15	1-7	2-2	3	1	4	4	5	1	0	1	3	36			
34	BUCKNER, Micayla	* 5-10	0-0	0-2	4	8	12	3	10	0	2	3	1	36			
02	GOODHART, Grace	1-3	0-1	1-2	0	4	4	3	1	2	0	1	1	18			
10	HENDERSON, Adrianna	1-2	1-1	0-0	1	1	2	3	0	2	0	0	6				
12	POLAND, Jada	0-0	0-0	0-0	0	0	0	0	0	0	0	0	1				
21	TERRELL, Deja	0-1	0-0	0-0	0	0	0	4	0	0	0	1	4				
Team					3	4	7										
Totals		19-57	5-18	10-15	13	24	37	21	53	11	14	6	8	200			

1st - FG %	4-14 28.6%	2nd: 3-12 25.0%	3rd: 7-16 43.8%	4th: 5-15 33.3%	Game: 19-57 33.3%	Deadball	
3FG %:	1-4 25.0%	1-4 25.0%	1-5 20.0%	5-18 27.8%		Rebound	
FT %:	0-0 0.0%	5-6 83.3%	3-3 100.0%	2-6 33.3%	10-1 66.7%		4

Louisiana Tech 61 • 10-4 (1-0)

#	Player	Total			3-Ptr			Rebounds			PF	TP	A	TO	Blk	Stl	Min
		FG	FGA	FT	FTA	FG	FGA	FT	FTA	Off							
03	LANG, Kierra	* 0-3	0-2	2-2	0	2	2	0	2	2	2	0	0	35			
04	ANTHONY, Kierra	* 7-15	0-3	4-4	0	6	6	3	18	1	3	0	2	31			
24	STAHLY, Taylor	* 4-7	4-7	2-2	0	1	1	14	2	1	0	0	32				
32	WHITNEY, Zhanae	* 2-5	0-0	1-2	2	4	6	5	5	1	3	0	2	33			
34	MALONE, Alexis	* 7-17	0-0	2-5	6	6	12	3	16	0	2	0	2	24			
10	DIXON, Amber	1-1	0-0	3-4	1	1	2	1	5	4	2	0	0	14			
12	MCCUTCHEON, Daria	0-0	0-0	0-0	2	1	3	0	0	0	0	0	0	12			
14	MCLEOD, Anna	0-1	0-1	0-0	0	1	1	0	0	1	0	0	0	11			
23	CLEAVER, Reauna	0-4	0-0	1-4	0	2	2	0	1	0	1	0	0	8			
Team					2	2	4										
Totals		21-53	4-13	15-23	13	26	39	16	61	11	14	0	6	200			

1st - FG %	6-14 42.9%	2nd: 5-12 41.7%	3rd: 7-13 53.8%	4th: 3-14 21.4%	Game: 21-53 39.6%	Deadball	
3FG %:	0-1 0.0%	1-2 50.0%	1-4 25.0%	2-6 33.3%	4-13 30.8%	Rebound	
FT %:	2-2 100.0%	8-11 72.7%	1-6 16.7%	4-4 100.0%	15-2 65.2%		3

Officials: Gina Cross, Carla Fountain, Darren McClure
 Technical fouls: North Texas-None. Louisiana Tech-None.
 Attendance: 1749

14 Rice 50 - North Texas 49 Denton, TX • 1/5/18

Rice 50 • 11-2 (1-0)

#	Player	Total			3-Ptr			Rebounds			PF	TP	A	TO	Blk	Stl	Min
		FG	FGA	FT	FTA	FG	FGA	FT	FTA	Off							
22	IADEMARCO, Nicole	f 3-12	3-9	4-6	1	5	6	2	13	1	3	0	1	38			
23	CHRISMAN, Alexah	f 3-3	0-0	0-0	1	3	4	6	3	5	1	1	28				
10	KNIGHT, Wendy	g 5-9	3-4	0-0	4	2	6	3	13	1	2	1	37				
13	OGWUMIKE, ERICA	g 2-12	0-4	5-8	3	14	17	2	9	1	4	1	39				
21	STANTON, Gabrielle	g 2-6	1-5	4-4	0	0	0	2	9	3	2	0	33				
02	WIGGINS, Sydne	0-1	0-1	0-0	0	2	2	0	0	0	0	0	7				
05	GRIGSBY, Lauren	0-0	0-0	0-0	0	1	1	1	0	0	0	0	13				
40	OZOUDE, Gabby	0-0	0-0	0-0	0	0	0	1	0	0	0	0	5				
Team					2	0	2										
Totals		15-43	7-23	13-18	11	27	38	15	50	9	19	3	5	200			

1st - FG %	6-11 54.5%	2nd: 1-11 9.1%	3rd: 5-10 50.0%	4th: 3-11 27.3%	Game: 15-43 34.9%	Deadball	
3FG %:	3-7 42.9%	1-6 16.7%	1-5 20.0%	2-5 40.0%	7-23 30.4%	Rebound	
FT %:	0-0 0.0%	3-4 75.0%	3-4 75.0%	7-10 70.0%	13-1 72.2%		3

North Texas 49 • 9-5 (0-2)

#	Player	Total			3-Ptr			Rebounds			PF	TP	A	TO	Blk	Stl	Min
		FG	FGA	FT	FTA	FG	FGA	FT	FTA	Off							
34	BUCKNER, Micayla	f 1-6	0-1	0-0	1	2	3	2	2	0	1	2	0	22			
02	GOODHART, Grace	g 1-3	1-3	0-0	0	0	0	3	3	2	2	0	0	19			
03	SMITH, Brittany	g 1-6	0-0	1-2	2	3	5	3	3	2	0	0	0	34			
23	BRADLEY, Terriell	g 2-12	0-3	9-10	3	4	7	4	13	2	1	0	1	37			
33	HOLMES, Lauren	g 4-16	3-10	0-0	2	4	3	11	0	0	0	6	34				
10	HENDERSON, Adrianna	1-3	0-1	0-0	1	3	4	0	2	0	0	0	9				
12	POLAND, Jada	0-0	0-0	1-2	1	1	1	0	1	0	0	0	3				
21	TERRELL, Deja	0-1	0-1	2-4	3	0	4	4	14	0	2	2	17				
24	MIMS, Trena	0-1	0-0	0-0	1	1	2	2	0	0	1	1	0	25			
Team					1	3	4										
Totals		16-54	4-19	13-18	15	19	34	21	49	7	7	5	9	200			

1st - FG %	3-14 21.4%	2nd: 4-14 28.6%	3rd: 3-13 23.1%	4th: 6-13 46.2%	Game: 16-54 29.6%	Deadball	
3FG %:	2-5 40.0%	1-4 25.0%	0-5 0.0%	1-5 20.0%	4-19 21.1%	Rebound	
FT %:	2-2 100.0%	2-2 100.0%	4-6 66.7%	5-8 62.5%	13-1 72.2%		1

Officials: Mark Zentz, Susan Blauch, Ashley Gilpin
 Technical fouls: Rice-OGWUMIKE, ERICA; IADEMARCO, Nicole. North Texas-TERRELL, Deja; BRADLEY, Terriell.
 Attendance: 1211

15 North Texas 63 - Old Dominion 46 Denton, TX • 1/11/18

Old Dominion 46 • 2-14 (0-3)

#	Player	Total			3-Ptr			Rebounds			PF	TP	A	TO	Blk	Stl	Min
		FG	FGA	FT	FTA	FG	FGA	FT	FTA	Off							
24	BREW, Carley	f 0-1	0-0	0-0	2	8	10	4	0	1	1	0	0	26			
34	OIGBOKIE, Odegua	f 1-7	0-0	4-7	2	0	2	3	6	1	5	0	0	30			
02	TIMMONS, MaKayla	g 6-10	2-5	5-5	0	0	0	2	19	1	3	0	2	37			
05	MORRIS, Victoria	g 0-4	0-2	0-0	0	5	5	3	0	1	3	0	0	39			
30	JACKSON, Ashley	g 3-5	1-1	2-3	0	2	4	9	0	5	1	1	20				
00	LOFTUS, Kelly	0-4	0-4	0-0	0	0	0	1	0	0	2	0	0	16			
11	EDWARDS, Taylor	3-4	0-0	1-1	1	2	3	5	7	0	3	0	3	21			
14	CARTER, Dejah	2-2	0-0	0-1	1	0	1	3	4	0	0	0	8				
32	HARDEN, Lovie	0-0	0-0	1-2	0	1	1	0	1	0	0	0	3				
Team					2	2	4										
Totals		15-37	3-12	13-19	8	20	28	25	46	3	23	2	6	200			

1st - FG %	3-8 37.5%	2nd: 5-10 50.0%	3rd: 3-9 33.3%	4th: 4-10 40.0%	Game: 15-37 40.5%	Deadball	
3FG %:	1-4 25.0%	1-1 100.0%	0-2 0.0%	1-5 20.0%	3-12 25.0%	Rebound	
FT %:	0-0 0.0%	6-7 85.7%	4-6 66.7%	3-6 50.0%	13-1 68.4%		2

North Texas 63 • 10-5 (1-2)

#	Player	Total			3-Ptr			Rebounds			PF	TP	A	TO	Blk	Stl	Min
		FG	FGA	FT	FTA	FG	FGA	FT	FTA	Off							
34	BUCKNER, Micayla	f 2-3	0-0	2-2	2	0	2	4	6	0	2	0	1	22			
02	GOODHART, Grace	g 2-9	1-6	0-0	1	2	3	5	1	0	0	2	27				
03	SMITH, Brittany	g 3-9	2-5	0-0	2	1	3	0	8	5	1	0	24				
23	BRADLEY, Terriell	g 6-12	4-7	7-9	1	3	4	0	23	3	1	0	0	33			
33	HOLMES, Lauren	g 3-7	2-4	0-0	1	2	3	2	8	0	3	1	0	24			
10	HENDERSON, Adrianna	2-5	1-4	2-2	1	1	2	1	7	0	3	0	2	15			
12	POLAND, Jada	0-1	0-0	5-10	2	3	5	4	5	0	0	0	1	10			
13	SHILLOW, Orianna	0-0	0-0	0-0	0	0	0	0	0	0	0	0	0	2			
21	TERRELL, Deja	0-1	0-1	0-0	0	3	3	0	0	2	1	0	0	15			
24	MIMS, Trena	0-2	0-1	1-2	1	1	2	1	1	1	0	0	0	28			
Team					3	2	5										
Totals		18-49	10-28	17-25	14	18	32	18	63	10	13	2	7	200			

1st - FG %	4-13 30.8%	2nd: 7-14 50.0%	3rd: 4-13 30.8%	4th: 3-9 33.3%	Game: 18-49 36.7%	Deadball	
3FG %:	1-6 16.7%	6-12 50.0%	2-7 28.6%	1-3 33.3%			

2017-18 BOX SCORES

17 Middle Tennessee 56 - North Texas 48 Murfreesboro, TN • 1/18/18

North Texas 48 • 11-6, 2-3

#	Player	Total			3-Ptr			Rebounds			PF	TP	A	TO	Blk	Stl	Min
		FG-FGA	FG-FGA	FT-FTA	FG-FGA	FG-FGA	FT-FTA	Off	Def	Tot							
34	BUCKNER, Micayla	f	4-5	0-0	0-0	3	1	4	5	8	0	2	1	0	0	13	
02	GOODHART, Grace	g	2-10	2-7	2-4	0	1	1	1	8	1	3	0	0	0	22	
03	SMITH, Brittany	g	0-0	0-0	2-2	0	0	3	3	2	2	2	0	0	0	34	
23	BRADLEY, Terriell	g	2-12	1-2	5-6	1	6	7	2	10	1	2	0	0	0	38	
33	HOLMES, Lauren	g	4-11	0-5	1-2	2	1	3	3	9	0	1	0	3	22		
10	HENDERSON, Adrianna	g	1-2	0-0	0-0	0	1	1	2	2	2	1	0	1	16		
12	POLAND, Jada	g	1-2	1-1	0-0	0	2	2	2	3	0	0	0	1	16		
21	TERRELL, Deja	g	1-2	0-0	0-0	0	2	2	0	2	1	2	0	0	17		
24	MIMS, Trena	g	2-6	0-0	0-0	2	0	2	0	4	0	0	0	0	22		
Team						2	2	4									
Totals			17-50	4-15	10-14	10	19	29	18	48	7	13	3	5	200		

1st - FG % 2-11 18.2% 2nd: 5-11 45.5% 3rd: 4-14 28.6% 4th: 6-14 42.9% Game: 17-5 34.0% Deadball
 3FG %: 2-7 28.6% 1-1 100.0% 0-3 0.0% 1-4 25.0% 4-15 26.7% Rebound
 FT %: 0-0 0.0% 7-8 87.5% 1-2 50.0% 2-4 50.0% 10-1 71.4% 3

Middle Tennessee 56 • 11-7, 3-2

#	Player	Total			3-Ptr			Rebounds			PF	TP	A	TO	Blk	Stl	Min
		FG-FGA	FG-FGA	FT-FTA	FG-FGA	FG-FGA	FT-FTA	Off	Def	Tot							
00	JOHNSON, Alex	f	2-7	1-2	3-5	0	3	3	3	8	1	6	0	2	28		
23	LYON, Gabby	f	2-4	0-1	0-0	3	5	8	2	4	2	4	0	2	32		
05	SISSOM, Abbey	g	1-4	1-2	4-4	0	2	2	1	7	2	2	0	0	34		
12	LOUOU, Jess	g	5-10	4-8	0-0	0	6	6	2	14	3	1	0	1	39		
14	COLLIER, Katie	g	1-2	1-2	2-6	0	4	4	1	5	0	2	0	0	22		
13	MAJORS, Jordan	g	0-1	0-0	0-0	0	0	0	0	0	0	0	0	1	3		
15	JONES, Anna	g	6-9	3-5	0-0	3	0	3	4	15	3	2	0	2	25		
24	REUTER, Rebecca	g	1-4	1-3	0-0	2	3	5	0	3	1	0	0	0	17		
Team						0	1	1									
Totals			18-41	11-23	9-15	8	24	32	13	56	12	19	0	8	200		

1st - FG % 3-12 25.0% 2nd: 4-13 30.8% 3rd: 6-11 54.5% 4th: 5-5 100.0% Game: 18-4 43.9% Deadball
 3FG %: 2-8 25.0% 2-7 28.6% 4-5 80.0% 3-3 100.0% 11-2 47.8% Rebound
 FT %: 2-2 100.0% 0-0 0.0% 1-2 50.0% 6-11 54.5% 9-15 60.0% 2

Officials: Dawn Marsh, Royce Blevins, Marcus Smith
 Technical fouls: North Texas-None. Middle Tennessee-None.
 Attendance: 3230

18 UAB 68- North Texas 52 Birmingham, AL • 1/20/18

North Texas 52 • 11-7, 2-4

#	Player	Total			3-Ptr			Rebounds			PF	TP	A	TO	Blk	Stl	Min
		FG-FGA	FG-FGA	FT-FTA	FG-FGA	FG-FGA	FT-FTA	Off	Def	Tot							
34	BUCKNER, Micayla	f	1-5	0-0	2-6	2	2	4	3	4	1	3	0	2	23		
02	GOODHART, Grace	g	2-4	1-2	0-0	0	0	0	2	5	1	0	0	1	23		
03	SMITH, Brittany	g	4-9	1-3	3-4	0	6	6	3	12	2	3	1	0	30		
23	BRADLEY, Terriell	g	6-15	1-4	8-9	2	5	7	2	21	2	6	1	4	38		
33	HOLMES, Lauren	g	2-7	0-3	0-0	2	3	5	1	4	0	0	1	1	31		
10	HENDERSON, Adrianna	g	0-3	0-2	2-4	0	0	0	2	2	0	1	0	0	12		
12	POLAND, Jada	g	0-0	0-0	0-2	1	1	2	4	0	0	2	0	0	14		
21	TERRELL, Deja	g	1-3	0-1	0-0	1	1	2	2	2	0	1	0	0	10		
24	MIMS, Trena	g	1-9	0-1	0-0	1	1	2	2	2	3	0	0	1	19		
Team						3	1	4									
Totals			17-55	3-16	15-25	12	20	32	21	52	9	16	3	9	200		

1st - FG % 6-16 37.5% 2nd: 2-11 18.2% 3rd: 3-11 27.3% 4th: 6-17 35.3% Game: 17-5 30.9% Deadball
 3FG %: 1-5 20.0% 1-4 25.0% 1-4 25.0% 0-3 0.0% 3-16 18.8% Rebound
 FT %: 1-2 50.0% 1-2 50.0% 9-13 69.2% 4-8 50.0% 15-2 60.0% 7

UAB 68 • 15-3, 4-1

#	Player	Total			3-Ptr			Rebounds			PF	TP	A	TO	Blk	Stl	Min
		FG-FGA	FG-FGA	FT-FTA	FG-FGA	FG-FGA	FT-FTA	Off	Def	Tot							
24	RAWLS, Kara	f	2-6	0-0	0-0	2	8	10	4	4	1	2	1	2	20		
00	BARNES, Miyah	g	4-6	2-2	2-2	0	1	1	4	12	10	4	0	2	31		
03	VENDRELL, Angela	g	0-3	0-1	0-0	0	8	8	2	0	3	5	3	3	30		
20	KUZMANIC, Deanna	g	2-5	1-1	0-0	0	1	1	3	5	3	2	0	0	17		
32	CHILDRESS, Rachael	g	3-10	2-6	8-8	0	1	1	0	16	3	1	0	0	37		
02	SINGLETON, Whytney	g	0-1	0-0	4-4	0	1	1	2	4	1	2	1	0	8		
04	ROLDAN, Talia	g	0-0	0-0	0-0	0	0	0	0	0	0	0	0	0	2		
12	MAGEE, Trista	g	0-2	0-1	2-2	1	1	2	3	2	0	0	0	0	5		
13	THOMAS, Katelynn	g	11-11	0-0	0-0	0	0	0	3	22	0	3	0	0	19		
14	LEWIS, Terra	g	0-1	0-0	0-0	0	0	0	0	0	0	0	0	0	2		
22	GARLAND, Maya	g	0-1	0-0	0-0	0	0	0	0	0	0	0	0	0	2		
23	KERSTEIN, Lea	g	1-3	1-2	0-0	0	3	3	0	3	0	1	0	0	20		
34	JOHNSON, Imani	g	0-0	0-0	0-0	0	3	3	3	0	0	0	0	0	7		
Team						3	2	5									
Totals			23-49	6-13	16-16	6	29	35	24	68	21	20	5	7	200		

1st - FG % 4-13 30.8% 2nd: 7-12 58.3% 3rd: 7-12 58.3% 4th: 5-12 41.7% Game: 23-4 46.9% Deadball
 3FG %: 2-6 33.3% 1-2 50.0% 1-2 50.0% 2-3 66.7% 6-13 46.2% Rebound
 FT %: 4-4 100.0% 8-8 100.0% 2-2 100.0% 2-2 100.0% 16-1 100.0% 0

19 WKU 79 - North Texas 65 Denton, TX • 1/26/18

Western Kentucky 79 • 15-5 (6-1)

#	Player	Total			3-Ptr			Rebounds			PF	TP	A	TO	Blk	Stl	Min
		FG-FGA	FG-FGA	FT-FTA	FG-FGA	FG-FGA	FT-FTA	Off	Def	Tot							
15	ELGEDAWY, Raneem	f	5-10	0-0	2-4	4	2	6	5	12	0	0	2	1	20		
23	BROWN, Ivy	f	6-11	1-3	3-3	4	2	6	4	16	2	1	3	2	33		
03	SMITH, Kayla	f	0-0	0-0	0-0	0	1	1	0	0	0	0	0	0	3		
35	CREECH, Whitney	g	0-2	0-0	2-2	0	1	1	2	2	0	2	0	1	12		
10	BROWN, Tashia	g	9-26	0-0	10-11	2	2	4	2	28	2	3	0	2	37		
03	BOPP, Sidnee	g	3-3	1-1	0-0	0	1	1	2	7	4	2	1	1	20		
04	GIVENS, Dee	g	4-11	2-7	0-0	2	3	5	0	10	3	0	1	2	26		
12	TAMPA, Nichel	g	0-1	0-0	0-0	0	0	0	3	0	0	0	0	2	22		
22	PORTER, Sherry	g	2-3	0-0	0-0	2	2	4	3	4	1	0	0	0	27		
Team						2	3	5									
Totals			29-67	4-11	17-20	16	17	33	21	79	12	8	7	11	200		

1st - FG % 9-20 45.0% 2nd: 6-19 31.6% 3rd: 8-14 57.1% 4th: 6-14 42.9% Game: 29-6 43.3% Deadball
 3FG %: 1-4 25.0% 0-2 0.0% 2-3 66.7% 1-2 50.0% 4-11 36.4% Rebound
 FT %: 2-2 100.0% 7-9 77.8% 5-5 100.0% 3-4 75.0% 17-2 85.0% 2

North Texas 65 • 11-8 (2-5)

#	Player	Total			3-Ptr			Rebounds			PF	TP	A	TO	Blk	Stl	Min
		FG-FGA	FG-FGA	FT-FTA	FG-FGA	FG-FGA	FT-FTA	Off	Def	Tot							
12	POLAND, Jada	f	2-5	0-0	0-0	2	8	10	3	4	0	1	0	0	34		
34	BUCKNER, Micayla	f	6-8	0-0	1-2	4	3	7	2	13	0	4	0	0	27		
03	SMITH, Brittany	g	1-5	0-0	0-0	1	3	4	4	2	3	4	0	2	32		
23	BRADLEY, Terriell	g	6-16	4-5	13-15	2	4	6	3	29	1	4	2	1	38		
24	MIMS, Trena	g	5-9	1-1	0-0	1	2	3	0	11	6	1	0	0	37		
02	GOODHART, Grace	g	1-2	0-1	0-0	0	0	0	2	2	0	3	0	0	15		
10	HENDERSON, Adrianna	g	1-6	0-3	2-2	0	1	1	2	4	0	4	0	0	12		
21	TERRELL, Deja	g	0-1	0-0	0-0	1	0	1	2	0	0	0	0	0	5		
Team						4	2	6									
Totals			22-52	5-10	16-19	15	23	38	18	65	10	21	2	3	200		

1st - FG % 4-16 25.0% 2nd: 4-10 40.0% 3rd: 4-10 40.0% 4th: 10-11 62.5% Game: 22-5 42.3% Deadball
 3FG

2017-18 BOX SCORES

21

UTSA 70 - North Texas 58
San Antonio, TX • 2/2/18

North Texas 58 • 11-10, 2-7 C-USA

Box score table for North Texas 58 vs UTSA 70. Columns include Player, FG-FGA, 3-Ptr, FT-FTA, Rebounds (Off, Def, Tot), PF, TP, A, TO, Blk, Stl, Min. Totals: 21-66, 3-11, 13-26, 17 17 34, 28 58, 7 9 5 11, 200.

1st - FG % 6-18 33.3%, 2nd: 6-18 33.3%, 3rd: 3-19 15.8%, 4th: 6-11 54.5%, Game: 21-6 31.8%, Deadball Rebound 8

UTSA 70 • 4-17, 2-7 C-USA

Box score table for UTSA 70 vs North Texas 58. Columns include Player, FG-FGA, 3-Ptr, FT-FTA, Rebounds (Off, Def, Tot), PF, TP, A, TO, Blk, Stl, Min. Totals: 21-43, 6-7, 22-33, 11 32 43, 27 70, 12 23 4 6, 200.

1st - FG % 6-17 35.3%, 2nd: 5-7 71.4%, 3rd: 6-11 54.5%, 4th: 4-8 50.0%, Game: 21-4 48.8%, Deadball Rebound 5,1

Officials: Mark Zentz, Metta Roberts, Gina Cross. Technical fouls: North Texas-None. UTSA-CHIDOMERE, Crystal. Attendance: 605

22

North Texas 92 - FIU 46
Miami, FL • 2/8/18

North Texas 92 • 12-10, 3-7 C-USA

Box score table for North Texas 92 vs FIU 46. Columns include Player, FG-FGA, 3-Ptr, FT-FTA, Rebounds (Off, Def, Tot), PF, TP, A, TO, Blk, Stl, Min. Totals: 38-70, 13-23, 3-5, 13 30 43, 13 92, 27 8 5 10, 200.

1st - FG % 10-1 71.4%, 2nd: 9-19 47.4%, 3rd: 11-2 55.0%, 4th: 8-17 47.1%, Game: 38-7 54.3%, Deadball Rebound 1

FIU 46 • 6-17, 3-4 C-USA

Box score table for FIU 46 vs North Texas 92. Columns include Player, FG-FGA, 3-Ptr, FT-FTA, Rebounds (Off, Def, Tot), PF, TP, A, TO, Blk, Stl, Min. Totals: 15-53, 5-21, 11-14, 10 20 30, 10 46, 8 18 4 3, 200.

1st - FG % 3-16 18.8%, 2nd: 3-10 30.0%, 3rd: 6-14 42.9%, 4th: 3-13 23.1%, Game: 15-5 28.3%, Deadball Rebound 1

Officials: Troy Winters, Meadow Overstreet, Xiomara Cruz. Technical fouls: North Texas-None. FIU-None. Attendance: 298

23

North Texas 65 - Florida Atlantic 51
Boca Raton, FL • 2/10/18

North Texas 65 • 13-10, 4-7 CUSA

Box score table for North Texas 65 vs Florida Atlantic 51. Columns include Player, FG-FGA, 3-Ptr, FT-FTA, Rebounds (Off, Def, Tot), PF, TP, A, TO, Blk, Stl, Min. Totals: 22-49, 4-10, 14-16, 9 23 32, 22 62, 6 17 2 5, 202.

1st - FG % 3-13 23.1%, 2nd: 6-16 37.5%, 3rd: 7-12 58.3%, 4th: 6-14 42.9%, Game: 22-5 40.0%, Deadball Rebound 2

Florida Atlantic 51 • 10-11, 4-6 CUSA

Box score table for Florida Atlantic 51 vs North Texas 65. Columns include Player, FG-FGA, 3-Ptr, FT-FTA, Rebounds (Off, Def, Tot), PF, TP, A, TO, Blk, Stl, Min. Totals: 17-46, 3-11, 14-16, 7 25 32, 21 51, 9 20 2 5, 200.

1st - FG % 9-17 52.9%, 2nd: 3-12 25.0%, 3rd: 3-8 37.5%, 4th: 2-9 22.2%, Game: 17-4 37.0%, Deadball Rebound 1

Officials: Bill Larence, Bryan Gariand, Angelica Suffren. Technical fouls: North Texas-None. Florida Atlantic-None. Attendance: 786

Score by periods table with columns 1st, 2nd, 3rd, 4th, Total. North Texas 12, 16, 23, 14, 65. Florida Atlantic 21, 10, 12, 8, 51.

Points In Paint, Off T/Y, 2nd Chanc, Fast Break, Bench. NT 20, 15, 13, 0, 37. FAU 18, 18, 2, 0, 4.

24

North Texas 71 - Southern Miss 62
Denton, TX • 2/15/18

Southern Miss 62 • 13-11 (5-6)

Box score table for Southern Miss 62 vs North Texas 71. Columns include Player, FG-FGA, 3-Ptr, FT-FTA, Rebounds (Off, Def, Tot), PF, TP, A, TO, Blk, Stl, Min. Totals: 22-49, 4-10, 14-16, 9 23 32, 22 62, 6 17 2 5, 200.

1st - FG % 4-13 30.8%, 2nd: 6-9 66.7%, 3rd: 5-12 41.7%, 4th: 7-15 46.7%, Game: 22-4 44.9%, Deadball Rebound 2

North Texas 71 • 14-10 (5-7)

Box score table for North Texas 71 vs Southern Miss 62. Columns include Player, FG-FGA, 3-Ptr, FT-FTA, Rebounds (Off, Def, Tot), PF, TP, A, TO, Blk, Stl, Min. Totals: 25-55, 7-18, 14-23, 12 18 30, 18 71, 11 11 3 6, 200.

1st - FG % 5-13 38.5%, 2nd: 8-14 57.1%, 3rd: 7-20 35.0%, 4th: 5-8 62.5%, Game: 25-5 45.5%, Deadball Rebound 4

Officials: Marc Merritt, Jody Cantrell, Kim Thebo. Technical fouls: Southern Miss-None. North Texas-None. Attendance: 1602

Score by periods table with columns 1st, 2nd, 3rd, 4th, Total. Southern Miss 8, 14, 18, 22, 62. North Texas 15, 20, 17, 19, 71.

Points In Paint, Off T/Y, 2nd Chanc, Fast Break, Bench. USM 24, 13, 12, 9, 23. NT 28, 21, 14, 8, 15.

2017-18 BOX SCORES

25 North Texas 55 - Old Dominion 52
Norfolk, VA. • 2/22/18

North Texas 55 • 15-10, 6-7

#	Player	Total			3-Ptr			Rebounds			PF	TP	A	TO	Blk	Stl	Min
		FG-FGA	FG-FGA	FT-FTA	FG-FGA	FG-FGA	FT-FTA	Off	Def	Tot							
34	BUCKNER, Micayla	c	0-2	0-0	2-2	0	1	1	4	2	0	2	1	1	30		
02	GOODHART, Grace	g	0-2	0-2	0-0	0	1	1	0	0	0	0	0	0	27		
03	SMITH, Brittany	g	4-8	0-2	1-2	0	2	2	2	9	3	3	0	2	31		
23	BRADLEY, Terriell	g	5-11	1-2	12-13	2	3	5	2	23	2	3	1	1	32		
24	MIMS, Trena	g	0-3	0-1	0-0	0	1	1	3	0	0	2	0	1	29		
10	HENDERSON, Adrianna		4-10	0-4	2-2	1	3	4	2	10	1	0	1	0	14		
12	POLAND, Jada		0-0	0-0	0-0	1	0	1	1	0	0	1	1	0	11		
21	TERRELL, Deja		1-2	1-1	0-0	0	2	2	4	3	0	0	3	0	14		
33	HOLMES, Lauren		2-5	1-2	3-4	4	0	4	1	8	0	1	0	2	12		
	Team					1	0	1									
Totals			16-43	3-14	20-23	9	13	22	19	55	6	14	7	7	200		

1st - FG % 2-12 16.7% 2nd: 3-7 42.9% 3rd: 7-15 46.7% 4th: 4-9 44.4% Game: 16-4 37.2% Deadball
3FG %: 0-5 0.0% 0-2 0.0% 1-5 20.0% 2-2 100.0% 3-14 21.4% Rebound
FT %: 0-0 0.0% 6-6 100.0% 4-7 57.1% 10-1 100.0% 20-2 87.0% 0

Old Dominion 52 • 8-20, 6-8

#	Player	Total			3-Ptr			Rebounds			PF	TP	A	TO	Blk	Stl	Min
		FG-FGA	FG-FGA	FT-FTA	FG-FGA	FG-FGA	FT-FTA	Off	Def	Tot							
00	LOFTUS, Kelly	f	3-7	2-5	0-0	1	2	3	3	8	1	4	0	0	32		
34	OIGBOKIE, Odegua	f	3-8	0-0	3-5	0	4	4	1	9	2	2	0	1	30		
05	MORRIS, Victoria	g	2-4	0-1	2-2	1	0	1	3	6	3	0	1	2	30		
11	EDWARDS, Taylor	g	3-4	0-0	1-1	2	2	4	5	7	1	5	0	0	17		
30	JACKSON, Ashley	g	2-8	0-1	0-0	4	2	6	5	4	1	2	1	0	29		
02	TIMMONS, MaKayla		2-6	1-4	2-3	0	3	3	4	7	1	5	0	2	28		
14	CARTER, Dejah		2-2	0-0	1-2	0	0	0	2	5	0	0	0	0	14		
24	BREW, Carley		3-3	0-0	0-1	2	4	6	3	6	0	5	0	1	20		
	Team					2	4	6									
Totals			20-42	3-11	9-14	12	21	33	26	52	9	25	2	6	200		

1st - FG % 6-10 60.0% 2nd: 6-11 54.5% 3rd: 5-11 45.5% 4th: 3-10 30.0% Game: 20-4 47.6% Deadball
3FG %: 0-1 0.0% 2-6 33.3% 0-0 0.0% 1-4 25.0% 3-11 27.3% Rebound
FT %: 1-1 100.0% 3-3 100.0% 3-7 42.9% 2-3 66.7% 9-14 64.3% 2

Officials: Dawn Marsh, Chaney Muench, Talisa Green
Technical fouls: North Texas-None. Old Dominion-None.
Attendance: 1762

2017-18 C-USA STATS

#	Player	gp-gs	min	avg	Total		3-Point		F-Throw		Rebounds				pf	dq	a	to	blk	stl	pts	avg
					fg-fga	fg%	3fg-fga	3fg%	ft-fa	ft%	off	def	tot	avg								
23	BRADLEY, Terriell	13-13	458	35.2	80-187	.428	35-66	.530	88-109	.807	25	53	78	6.0	31	0	25	31	9	17	283	21.8
34	BUCKNER, Micayla	13-13	294	22.6	38-81	.469	0-2	.000	10-20	.500	25	31	56	4.3	43	2	4	25	11	8	86	6.6
33	HOLMES, Lauren	12-6	290	24.2	29-100	.290	15-57	.263	9-13	.692	22	25	47	3.9	28	0	6	10	5	22	82	6.8
03	SMITH, Brittany	13-13	391	30.1	26-75	.347	5-17	.294	16-29	.552	6	26	32	2.5	30	0	51	28	1	13	73	5.6
10	HENDERSON, Adriann	13-0	165	12.7	26-57	.456	5-21	.238	13-20	.650	8	18	26	2.0	18	0	6	13	1	7	70	5.4
02	GOODHART, Grace	13-9	277	21.3	21-63	.333	13-40	.325	7-14	.500	1	21	22	1.7	19	0	20	14	0	10	62	4.8
24	MIMS, Trena	13-8	354	27.2	24-71	.338	2-7	.286	3-5	.600	14	15	29	2.2	19	0	24	18	4	7	53	4.1
21	TERRELL, Deja	13-0	166	12.8	18-41	.439	1-5	.200	9-15	.600	16	21	37	2.8	37	1	1	14	14	5	46	3.5
12	POLAND, Jada	13-3	197	15.2	13-27	.481	2-4	.500	9-18	.500	13	27	40	3.1	26	1	4	12	5	6	37	2.8
13	SHILLOW, Orianna	2-0	10	5.0	0-3	.000	0-3	.000	0-0	.000	0	0	0	0.0	0	0	1	1	1	0	0	0.0
Team											24	29	53				6					
Total.....		13	2602		275-705	.390	78-222	.351	164-243	.675	154	266	420	32.3	251	4	142	172	51	95	792	60.9
Opponents.....		13	2600		257-625	.411	65-183	.355	180-242	.744	134	314	448	34.5	251	7	133	238	34	80	759	58.4

TEAM STATISTICS

	NT	OPP
SCORING	792	759
Points per game	60.9	58.4
Scoring margin	+2.5	-
FIELD GOALS-ATT	275-705	257-625
Field goal pct	.390	.411
3 POINT FG-ATT	78-222	65-183
3-point FG pct	.351	.355
3-pt FG made per game	6.0	5.0
FREE THROWS-ATT	164-243	180-242
Free throw pct	.675	.744
F-Throws made per game	12.6	13.8
REBOUNDS	420	448
Rebounds per game	32.3	34.5
Rebounding margin	-2.2	-
ASSISTS	142	133
Assists per game	10.9	10.2
TURNOVERS	172	238
Turnovers per game	13.2	18.3
Turnover margin	+5.1	-
Assist/turnover ratio	0.8	0.6
STEALS	95	80
Steals per game	7.3	6.2
BLOCKS	51	34
Blocks per game	3.9	2.6
ATTENDANCE	6920	8799
Home games-Avg/Game	6-1153	7-1257
Neutral site-Avg/Game	-	0-0

Date	Opponent	Score	Att.
* 01/03/18	at Louisiana Tech	L 53-61	1749
* 1/5/18	RICE	L 49-50	1211
* 1/11/18	OLD DOMINION	W 63-46	1028
* 1/13/18	CHARLOTTE	W 73-68	643
* 01/18/18	at Middle Tennessee	L 48-56	3230
* 01/20/18	at UAB	L 52-68	369
* 1/26/18	WESTERN KENTUCKY	L 65-79	1134
* 1/28/18	UTEP	L 48-50	1302
* 2/2/18	at UTSA	L 58-70	605
* 02/08/18	at FIU	W 92-46	298
* 02/10/18	at Florida Atlantic	W 65-51	786
* 2/15/18	SOUTHERN MISS	W 71-62	1602
* 02/22/18	at Old Dominion	W 55-52	1762

* = Conference game

Score by Periods	1st	2nd	3rd	4th	Totals
North Texas	166	195	220	211	792
Opponents	190	186	212	171	759

2017-18 SEASON STATS

#	Player	gp-gs	min	Total		3-Point		F-Throw		Rebounds					pts	avg								
				fg-fga	fg%	3fg-fga	3fg%	ft-fta	ft%	off	def	tot	avg	pf			dq	a	to	blk	stl			
23	BRADLEY, Terriell	25-25	859	34.4	151-353	.428	48-106	.453	134-164	.817	47	97	144	5.8	63	1	56	63	11	40	484	19.4		
33	HOLMES, Lauren	23-17	615	26.7	77-230	.335	35-127	.276	24-29	.828	54	56	110	4.8	53	0	15	20	13	52	213	9.3		
34	BUCKNER, Micayla	25-25	596	23.8	83-168	.494	0-6	.000	17-44	.386	49	86	135	5.4	81	4	7	48	30	19	183	7.3		
24	MIMS, Trena	25-19	694	27.8	57-151	.377	3-14	.214	20-34	.588	30	38	68	2.7	51	1	50	38	4	18	137	5.5		
03	SMITH, Brittany	23-21	670	29.1	45-126	.357	11-33	.333	32-53	.604	13	48	61	2.7	58	2	80	54	3	25	133	5.8		
02	GOODHART, Grace	25-15	552	22.1	46-138	.333	25-87	.287	14-22	.636	2	42	44	1.8	39	0	36	31	2	25	131	5.2		
10	HENDERSON, Adriann	24-0	311	13.0	38-91	.418	9-32	.281	23-33	.697	18	30	48	2.0	35	1	10	26	2	15	108	4.5		
21	TERRELL, Deja	25-0	313	12.5	37-88	.420	2-13	.154	21-41	.512	40	38	78	3.1	62	1	4	25	21	11	97	3.9		
12	POLAND, Jada	25-3	359	14.4	21-54	.389	2-6	.333	16-32	.500	24	58	82	3.3	52	1	8	23	10	13	60	2.4		
13	SHILLOW, Orianna	10-0	58	5.8	0-17	.000	0-17	.000	2-2	1.000	0	1	1	0.1	3	0	2	1	1	1	2	0.2		
Team											45	52	97											10
Total.....		25	5027	555-1416		.392	135-441	.306	303-454	.667	322	546	868	34.7	497	11	268	339	97	219	1548	61.9		
Opponents.....		25	5025	461-1199		.384	118-364	.324	322-466	.691	271	611	882	35.3	470	12	242	496	68	155	1362	54.5		

TEAM STATISTICS

	NT	OPP	Date	Opponent	Score	Att.
SCORING	1548	1362	11/10/17	MACU	W 86-52	1007
Points per game	61.9	54.5	11/14/17	TEXAS A&M INTERNATIONAL	W 64-38	807
Scoring margin	+7.4	-	11/19/17	K-STATE	L 54-55	1172
FIELD GOALS-ATT	555-1416	461-1199	11/23/17	vs COASTAL CAROLINA	W 50-34	0
Field goal pct	.392	.384	11/24/17	vs DETROIT	W 63-57	175
3 POINT FG-ATT	135-441	118-364	11/29/17	SMU	W 47-40	3243
3-point FG pct	.306	.324	12/2/17	TULSA	W 66-43	1181
3-pt FG made per game	5.4	4.7	12-5-17	at Indiana	L 63-68	2303
FREE THROWS-ATT	303-454	322-466	12/09/17	LA SALLE	W 70-44	996
Free throw pct	.667	.691	12/18/17	at UIC	L 67-70	249
F-Throws made per game	12.1	12.9	12/20/17	at Eastern Illinois	Wot 63-61	287
REBOUNDS	868	882	12/30/17	OKLAHOMA PANHANDLE ST. UNI	W 63-41	397
Rebounds per game	34.7	35.3	* 01/03/18	at Louisiana Tech	L 53-61	1749
Rebounding margin	-0.6	-	* 1/5/18	RICE	L 49-50	1211
ASSISTS	268	242	* 1/11/18	OLD DOMINION	W 63-46	1028
Assists per game	10.7	9.7	* 1/13/18	CHARLOTTE	W 73-68	643
TURNOVERS	339	496	* 01/18/18	at Middle Tennessee	L 48-56	3230
Turnovers per game	13.6	19.8	* 01/20/18	at UAB	L 52-68	369
Turnover margin	+6.3	-	* 1/26/18	WESTERN KENTUCKY	L 65-79	1134
Assist/turnover ratio	0.8	0.5	* 1/28/18	UTEP	L 48-50	1302
STEALS	219	155	* 2/2/18	at UTSA	L 58-70	605
Steals per game	8.8	6.2	* 02/08/18	at FIU	W 92-46	298
BLOCKS	97	68	* 02/10/18	at Florida Atlantic	W 65-51	786
Blocks per game	3.9	2.7	* 2/15/18	SOUTHERN MISS	W 71-62	1602
ATTENDANCE	15723	11813	* 02/22/18	at Old Dominion	W 55-52	1762
Home games-Avg/Game	13-1209	10-1164				
Neutral site-Avg/Game	-	2-88				

* = Conference game

Score by Periods	1st	2nd	3rd	4th	OT	Totals
North Texas	359	380	399	402	8	1548
Opponents	340	342	340	334	6	1362

2017-18 BROADCAST ROSTER



2 GRACE GOODHART
G, 5-9, JR
Sunnyvale, TX
Loyola Univ. Chicago



3 BRITTANY SMITH
PG, 5-6, JR
Houston, TX
South Plains College



10 ADRIANNA HENDERSON
G, 5-8, SOPH
Topeka, KS
Topeka HS



12 JADA POLAND
F, 6-0, SOPH
St. Louis, MO
Ft. Zumwalt West HS



13 ORIANNA SHILLOW
G, 5-8, JR
Round Rock, TX
Stony Point HS



21 DEJA TERRELL
F, 6-1, FR
Oak Cliff, TX
Life Oak Cliff HS



23 TERRIELL BRADLEY
G, 5-10, R-JR
New Orleans, LA
Univ. of Kansas



24 TRENA MIMS
PG, 5-5, FR
Muskogee, OK
Muskogee HS



33 LAUREN HOLMES
G, 5-9, FR
Fayetteville, AR
Fayetteville HS



34 MICAYLA BUCKNER
P, 6-4, R-JR
Garland, TX
Collin College



JALIE MITCHELL
HEAD COACH
3rd Year
Duncanville, TX



BOBBY BRASEL
Associate Head Coach
3rd Year
Bring Springs, TX



CARLOS KNOX
Assistant Coach
1st Year
Akron, OH



Kasondra Foreman
Assistant Coach
3rd Year
Arlington, TX