



# NORTHTEXAS WOMEN'S BASKETBALL

Assistant Director of Communications (Women's Basketball contact): Luke Della  
Phone: (510) 725-2130 • Email: luke.della@unt.edu

Website: MeanGreenSports.com • Facebook: Facebook.com/MeanGreenWBB • Twitter: @MeanGreenWBB • Instagram: @MeanGreenWBB • #GMG • #PRIDE

## 2017-18 SCHEDULE

Overall: 11-10 • C-USA: 2-7

DATE	OPPONENT	TIME/RESULT
11/4	vs. TWU (ex)	W, 69-66
<b>11/10</b>	<b>vs. MACU</b>	<b>W, 86-52</b>
<b>11/14</b>	<b>vs. TAMU</b>	<b>W, 64-38</b>
<b>11/19</b>	<b>vs. K-State</b>	<b>L, 55-54</b>
11/23	vs. Coastal Carolina <sup>^</sup>	W, 50-34
11/24	vs. Detroit Mercy <sup>^</sup>	W, 63-57
<b>11/29</b>	<b>vs. SMU</b>	<b>W, 47-40</b>
<b>12/02</b>	<b>vs. Tulsa</b>	<b>W, 66-43</b>
12/05	at Indiana	L, 68-63
<b>12/09</b>	<b>vs. La Salle</b>	<b>W, 70-44</b>
12/18	at UIC	L, 70-67
12/20	at Eastern Illinois	W, 63-61(ot)
<b>12/30</b>	<b>vs. OPSU</b>	<b>W, 63-41</b>
<b>1/3</b>	<b>at LA Tech</b>	<b>L, 61-53</b>
1/5	vs. Rice	L, 50-49
<b>1/11</b>	<b>vs. Old Dominion</b>	<b>W, 63-46</b>
<b>1/13</b>	<b>vs. Charlotte</b>	<b>W, 73-68</b>
1/18	at Middle Tenn.	L, 56-48
1/20	at UAB	L, 68-52
<b>1/26</b>	<b>vs. WKU</b>	<b>L, 79-65</b>
<b>1/28</b>	<b>vs. UTEP</b>	<b>L, 50-48</b>
2/2	at UTSA	L, 70-58
2/8	at FIU	6:00 PM CT
2/10	at Florida Atlantic	6:00 PM CT
<b>2/15</b>	<b>vs. Southern Miss</b>	<b>5:00 PM CT</b>
2/22	at Old Dominion	6:00 PM CT
<b>2/24</b>	<b>vs. Marshall</b>	<b>7:00 PM CT</b>
<b>3/1</b>	<b>vs. UAB</b>	<b>5:00 PM CT</b>
3/3	at Rice	4:30 PM CT

<sup>^</sup> San Juan Shootout

### North Texas MEAN GREEN (11-10, 2-7 C-USA)



North Texas dropped its fifth-straight game with a 70-58 loss at UTSA on Feb. 2.

A slow start combined with an 11-0 run by the Roadrunners to begin the second-half propelled UTSA to the 12-point win. North Texas did receive a bright spot from sophomore guard Adrianna Henderson who scored a career-high 16 points on 6-of-10 shooting and in just 20 minutes.

53 fouls were committed by both teams and but again UNT struggled at the free throw line, making just 13 of their 26 attempts, while UTSA made 22 of its 33.

### North Texas at FIU

Date.....Thur., Feb. 8 | 7 p.m. CT  
Venue ... Ocean Bank Convo. Ctr.  
Location ..... Miami, Florida  
Live Tweets ..... @MeanGreenFB  
TV ..... CUSA.TV  
Radio ..... KNTU 88.1 FM  
John Liddle (PxP)  
Series ..... FIU leads 11-10  
Last Meeting North Texas 69,  
FIU 49 on Feb. 11, 2017 (Denton,  
TX)  
North Texas is on a 4-game win-  
ning streak versus FIU. Last loss  
came on 1/19/13 in Miami.

### FIU

PANTHERS (6-16, 3-6 C-USA)



## North Texas Storylines

### TERRIELL BRADLEY

Terriell Bradley is on pace to have one of the greatest scoring seasons in Mean Green women's basketball history. At her current pace she is on track to finish the regular season with 525 points, which would be the fifth most points scored in a single season in program history. The program record is 611.

Bradley has been the game's leading scorer 12 different times this season, including the last three games.

She currently ranks third in the conference in scoring average, but outscored the conference's leading scorer Tashia Brown on Jan. 26 versus WKU while attempting 10 fewer field goals.

### TOP-NOTCH DEFENSE

North Texas owns the nation's No. 8 scoring defense, giving up an average of just 54.8 ppg. It had been No. 3 for a majority of the season but has seen its ranking fall over the past few weeks during their five-game losing streak.

### LAST GAME RECAP

#### THE GOOD

North Texas forced 26 UTSA turnovers while only committing nine.

#### THE OK

North Texas outscored UTSA in the first, second and fourth quarters combined.

#### THE BAD

North Texas made just 50 percent of its 26 free throw attempts.

#### THE UGLY

North Texas was outscored 22-8 in the third quarter.

### BEST START IN 12 YEARS

North Texas finished non-conference with a 9-3 record, its best start since the 2005-06 season. That team was the last Mean Green women's basketball team to finish with a winning record.

### TOUGH START TO C-USA

Five of North Texas' first seven conference games came against teams picked to finish in the top five of the C-USA Preseason Poll. UAB wasn't but currently stands at 19-3.

@MeanGreenWBB



# Streaks & Trends

## A NEW STARTER

Sophomore Jada Poland earned her first career start on Friday, Jan. 26 versus Western Kentucky. The forward played a career-high 34 minutes and tallied 4 points on five field goal attempts and grabbed 10 rebounds. The 10 rebounds tied a career-high, which she had set last season versus WKU on March 2, 2017. Poland has since started the following two games. On Sunday Jan. 28 versus UTEP, she played 33 minutes versus the Miners and scored seven points — all in the first-half — and had six rebounds.

## A TALE OF TWO HALVES

In their last five games, North Texas has been outscored by its opponents in the first half by an average of five points per game. Where as in the second-half the Mean Green are tied with their opponents is scoring. In each of the last four games, North Texas has outscored its opponents (UAB, WKU, UTEP, UTSA) in the second-half.

## FREE THROW WOES

During their four-game losing streak the Mean Green are shooting a dismal 67 percent at the free throw line, making just 51-76. Sunday versus UTEP, the Mean Green missed seven of their first 10 free throw attempts. Meanwhile, North Texas' last four opponents are shooting a combined 79.5 percent at the free throw line.

## THE FIRST QUARTER

North Texas is 9-1 this season win its leading after the first quarter. However, they are 1-8 when they trail after the first quarter. In the nine games this season when North Texas trailed after one quarter, the Mean Green are averaging just 58 points per game and are being outscored by 5 points. Their one-point loss to Kansas State on Nov. 19 is their only loss this season when they led after one quarter. Their five-point win over Charlotte on Jan. 13 is their only win in a game where they were trailing after one quarter.

## NINE STRAIGHT

Terriell Bradley has scored in double figures in nine straight games, it's the longest streak of her collegiate career. Consistency was an issue last season with Bradley and staying out of foul trouble was an issue early this season

## LAUREN HOLMES

Freshman Lauren Holmes began the season as a shoe-in for Conference USA Freshman of the Year, averaging 11 points, 5.2 rebounds and 2.6 steals per game while also being the team's top defender. However, over the past 12 games, the 2x C-USA Freshman of the Week winner has battled injuries and illness and missed two games. In her last nine games, she's averaged 5.5 points, 3.5 rebounds and 1.6 steals per game.

## LAST 5 GAMES

##	Player	gp-gs	min	avg	Total		3-Point		F-Throw		Rebounds						pts	avg				
					fg-fga	fg%	3fg-fga	3fg%	ft-fga	ft%	off	def	tot	avg	pf	dq			a	to	blk	stl
23	BRADLEY, Terriell	5-5	186	37.2	27-78	.346	10-21	.476	37-45	.822	10	23	33	6.6	14	0	6	15	3	8	101	20.2
34	BUCKNER, Micayla	5-5	106	21.2	15-30	.500	0-1	.000	5-12	.417	12	9	21	4.2	18	1	1	11	2	4	35	7.0
03	SMITH, Brittany	5-5	150	30.0	11-30	.367	2-7	.286	7-14	.500	1	13	14	2.8	13	0	11	11	1	3	31	6.2
10	HENDERSON, Adriann	5-0	66	13.2	8-22	.364	2-8	.250	6-9	.667	2	3	5	1.0	10	0	2	7	0	2	24	4.8
24	MIMS, Trena	5-3	136	27.2	9-36	.250	1-2	.500	0-0	.000	6	6	12	2.4	7	0	17	5	0	4	19	3.8
02	GOODHART, Grace	5-2	83	16.6	7-23	.304	3-12	.250	2-6	.333	0	3	3	0.6	6	0	3	6	0	1	19	3.8
12	POLAND, Jada	5-3	115	23.0	7-12	.583	1-2	.500	1-4	.250	7	19	26	5.2	14	1	1	7	3	3	16	3.2
33	HOLMES, Lauren	4-2	89	22.3	6-28	.214	0-13	.000	2-4	.500	7	8	15	3.8	9	0	1	4	2	6	14	3.5
21	TERRELL, Deja	5-0	69	13.8	4-12	.333	0-1	.000	4-8	.500	7	5	12	2.4	13	1	1	5	5	3	12	2.4
Team											9	11	20									
Total.....		5	1000		94-271	.347	19-67	.284	64-102	.627	61	100	161	32.2	104	3	43	71	16	34	271	54.2
Opponents.....		5	1000		105-239	.439	33-69	.478	80-106	.755	46	131	177	35.4	101	1	63	85	17	36	323	64.6

2017-18 C-USA STANDINGS (as of 2/7/18)

SCHOOL	CONF.	CPCT.	OVERALL	PCT.
UAB	8-1	0.889	19-3	0.864
WKU	8-1	0.889	17-5	0.773
Rice	7-1	0.875	17-3	0.850
UTEP	5-4	0.556	14-8	0.636
Middle Tennessee	5-4	0.556	13-9	0.591
Southern Miss	5-4	0.556	13-9	0.591
Charlotte	5-4	0.556	9-13	0.409
Louisiana Tech	5-5	0.500	14-9	0.609
Florida Atlantic	4-4	0.500	10-9	0.526
FIU	3-6	0.333	6-16	0.273
Old Dominion	3-6	0.333	5-18	0.217
<b>North Texas</b>	<b>2-7</b>	<b>0.222</b>	<b>11-10</b>	<b>0.524</b>
UTSA	2-8	0.200	4-18	0.182
Marshall	1-8	0.111	7-15	0.318

**Mean Green's Record**

**In 2017-18 When...**

Leading After First Quarter.....	9-1
Trailing After First Quarter.....	1-8
Tied After First Quarter.....	1-1
Leading At The Half.....	10-3
Trailing At The Half.....	1-6
Tied At The Half.....	0-1
Leading After Three Quarters.....	9-2
Trailing After Three Quarters.....	0-8
Tied After Three Quarters.....	2-0
Scoring First.....	7-5
Opponent Scores First.....	4-5
Takes More FG Attempts.....	9-8
Takes Fewer FG Attempts.....	2-2
Same FG Attempts.....	0-0
Commit More Turnovers.....	1-3
Commit Fewer Turnovers.....	9-6
Turnovers Are Even.....	1-1
Commit 15+ Turnovers.....	3-5
Commit Less Than 15 Turnovers.....	9-5
Force 15+ Turnovers.....	11-6
Force Less Than 15 Turnovers.....	0-4
More Rebounds.....	7-3
Fewer Rebounds.....	4-7
Sam Rebounds.....	0-0
More Assists.....	9-2
Fewer Assists.....	1-7
Same Assists.....	1-1
More Fouls Committed.....	6-8
Fewer Fouls Committed.....	4-2
Same Fouls Committed.....	1-0
Shoot Higher FG%.....	6-2
Shoot Lower FG%.....	5-8
Shoot Same FG%.....	0-0
Shoot Higher FT%.....	4-3
Shoot Lower FT%.....	6-6
Shoot Same FT%.....	1-1
More Points In The Paint.....	8-5
Fewer Points In The Paint.....	2-5
Same Points In The Paint.....	1-0
More 2nd Chance Points.....	9-4
Fewer 2nd Chance Points.....	2-5
Same 2nd Chance Points.....	0-1
More Bench Points.....	6-3
Fewer Bench Points.....	4-6
Same Bench Points.....	1-1
Following A Loss.....	4-6
Following A Win.....	6-3
In November.....	5-1
In December.....	4-2
In January.....	2-6
In February.....	0-1
In March.....	0-0

**BRADLEY AT THE LINE**

-Terriell Bradley's 82.1 free throw percentage is the fifth-highest in C-USA and the highest of players who have taken 92 or more attempts.

- Bradley started their at vs. WKU 12-12 at the free throw line and finished with 13 made free throws, which is tied for the 10th-most in program-history. It's the most a Mean Green player has made in a game since January of 2011.

- Bradley's 15 free throw attempts in the game are tied with six others for ninth most in program history and is the most by a Mean Green player since January of 2010. It's only the second time since 2001 that a Mean Green player has attempted 15 or more free throws in a game.

- Bradley enters Thursday's game against UTSA with 110 made free throws this season. She made 121 last year, which was the fifth-most in a single season in UNT history.

-Bradley's 231 made free throws at UNT is the most made by a UNT player in their first two seasons at North Texas and it's the second most free throws made by a Mean Green player over two consecutive seasons. The most is by Jalie Mitchell who made 245 from her junior to her senior season. Mitchell only made 166 free throws in her freshman and sophomore season combined.

**NORTH TEXAS QUICK FACTS**

LOCATION.....	DENTON, TEXAS
FOUNDED.....	1890
PRESIDENT.....	DR. NEAL SMATRESK
ENROLLMENT.....	38,121
FOUNDED.....	1890
ATHLETIC DIRECTOR.....	WREN BAKER
NICKNAME.....	MEAN GREEN
COLORS.....	GREEN AND WHITE
HOME ARENA.....	THE SUPER PIT
CAPACITY.....	9,797
FIRST YEAR OF BASKETBALL.....	1976
YEARS OF BASKETBALL.....	41
CONFERENCE.....	CONFERENCE USA
HEAD COACH.....	JALIE MITCHELL
OVERALL RECORD.....	34-48 (3RD SEASON)
RECORD AT NORTH TEXAS.....	34-48 (3RD SEASON)

**MEAN GREEN TEAM RECORD**

OVERALL.....	485-692
SUPER PIT WINS.....	271
C-USA RECORD.....	25-53
MOST CONSECUTIVE WINS.....	8 (00-01)
MOST CONSECUTIVE HOME WINS.....	14 (01-02)
MOST CONSECUTIVE ROAD WINS.....	4 (00-01)

**MEAN GREEN SINGLE GAME TEAM RECORDS**

POINTS SCORED.....	116 (11/21/97)
FIELD GOALS.....	45 (2X LAST VS. 12/12/92)
3PT FIELD GOALS.....	11 (1/11/07)
FREE THROWS.....	38 (11/15/98)
REBOUNDS.....	71 (1/20/86)
ASSISTS.....	33 (2/3/94)
BLOCKS.....	10 (2X LAST 11/29/88)
STEALS.....	24 (3X LAST 2/27/00)

**MEAN GREEN SINGLE GAME INDV. RECORDS**

POINTS.....	42, J. JOHNSTON, 12/16/81
FIELD GOALS.....	18, A. TOLIVER, 2/17/77
3FGS.....	8, A. CLARK, 11/21/97
FREE THROWS.....	16 (2 PEOPLE)
FT ATTEMPTS.....	21, J. JOHNSTON 12/16/81
REBOUNDS.....	26, B. SAMPEY, 11/10/79
ASSISTS.....	14, D. TAYLOR, 2/3/94
BLOCKS.....	8, C. CAMPBELL, 2/18/86
STEALS.....	9 (2 PEOPLE)

**CURRENT TEAM STREAKS**

WINS.....	0
HOME WINS.....	0
AWAY WINS.....	0
NEUTRAL WINS.....	2
C-USA WINS.....	0
LOSSES.....	5
HOME LOSSES.....	2
AWAY LOSSES.....	4
NEUTRAL LOSSES.....	0
NON-CONFERENCE WINS.....	2
NON-CONFERENCE LOSSES.....	0

**THE MEAN GREEN**

ALL NORTH TEXAS ATHLETIC TEAMS ARE REFERRED TO AS "NORTH TEXAS" OR "UNT" AND THE "MEAN GREEN." DO NOT USE THE TERMS "NORTH TEXAS STATE," OR "EAGLES," TO DESCRIBE OUR TEAM.

**CAREER STARTS**

**Terriell Bradley..... 50**  
**Micayla Buckner..... 27**  
**Lauren Holmes..... 17**  
**Brittany Smith..... 17**  
**Trena Mims..... 14**  
**Grace Goodhart..... 12**  
**Jada Poland..... 3**  
**Orianna Shillow..... 3**

**LEADS / DEFICITS**

**Largest Lead In Win**  
 35, vs. MACU 11/10/17  
**Largest Lead In Loss**  
 11, (2x) vs. K-State & at UIC  
**Largest Deficit In Win**  
 11, vs. Charlotte 1/13/18  
**Largest Deficit In Loss**  
 22, (2x) at UAB & vs. WKU

**BUCKNER'S 4TH QUARTER**

North Texas post Micayla Buckner scored nine points in the fourth quarter versus WKU and led the Mean Green to outscore the Lady Topper 24-16 in the final frame. She finished with 13 points.

**MIMS' 4TH QUARTER**

In the fourth quarter versus Tulsa, freshman point guard Trena Mims scored 10 of her career-high 15 points on 4-4 shooting. Mims' previous career-high was 11 points. The Muskogee, Oklahoma, native scored 14 of her 15 points vs. Tulsa in the second half.

**FRESHMAN 15**

UNT freshman Deja Terrell scored a season-high 15 points on Dec. 30. All three Mean Green freshmen have now scored 15 or more points in a game this season. UNT hasn't had that many freshmen-score 15+ in a single season in the last 12 years.

**40 OR FEWER**

North Texas has held three teams this season to 40 or fewer points. Under third year head coach Jalie Mitchell, UNT has held five teams to 40 or fewer. In the 1,162 games prior to Mitchell's arrival, UNT had only accomplished that six times.

**50 OR FEWER**

North Texas has held nine teams to 50 or fewer points this year. They held just one team to 50 or fewer points last year. The nine times is the most times in a single season in program history, beating the 2011-12 team's record of eight.

**OVERTIME WARRIORS**

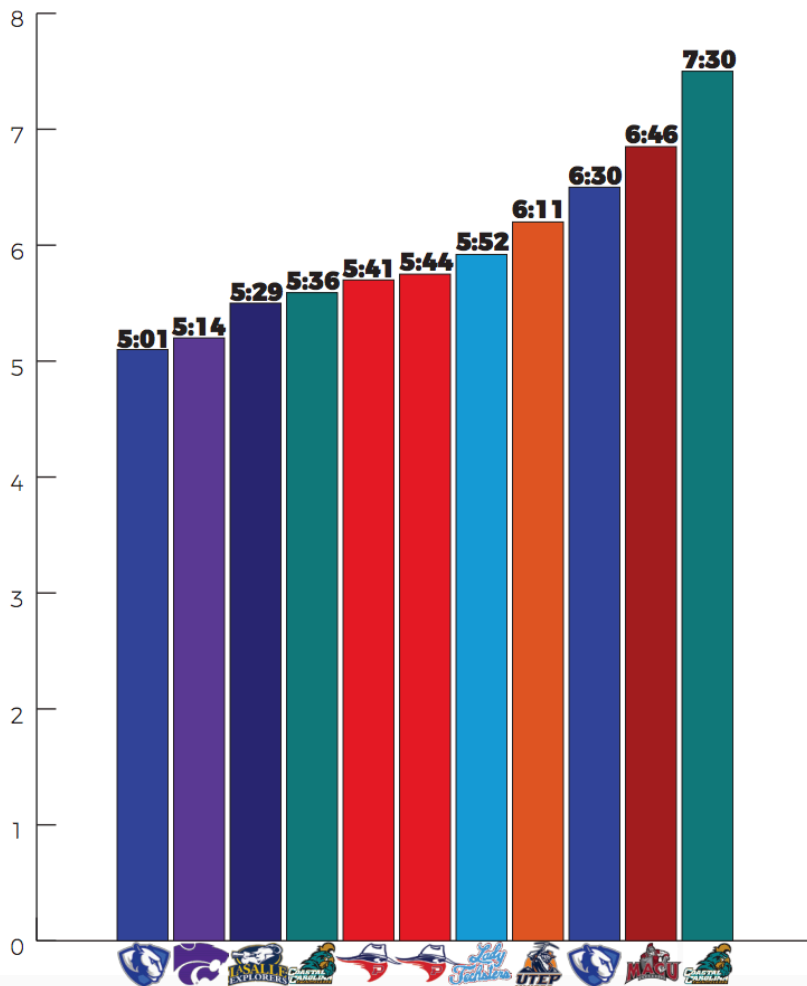
The Mean Green are riding a five-game overtime winning streak. All five of those overtime wins came in the 2017 calendar year and were all away from their home arena, The Super Pit. North Texas only had three overtime wins away from the Super Pit in the program's 39-year history prior to last year. North Texas is 11-26 all-time in overtime games. Five of those 11 wins came in 2017.

**AD'S CAREER HIGH**

Sophomore Adrianna Henderson scored a career-high 16 points at UTSA on Feb. 2 in just 20 minutes

**NORTH TEXAS  
 DEFENSIVE STANDS**

(Holding the opponent scoreless for five minutes or longer)



#PRIDE

## CAREER STATS

	<u>KU/UNT</u>	<u>UNT</u>
PTS	995	781
REBS	208	237
ASTS	139	101
3FGs	91	66

5 pts  
pts from 1k

18.8 ppg  
in non-conf.

125 rebs  
this season  
a new  
season-high

20.2 ppg  
in C-USA

On pace  
to finish  
the regular  
season with  
the 5th most  
pts in a single  
season in program  
history  
(525)

\* Preseason  
All-Conference

\* 12 20+ pts  
games this  
season

\* Sixth-most  
free throws in  
school history

# TERRIELL BRADLEY

R-JR // Guard // New Orleans, LA.

# 23

**NCAA LEADERS**

All games through 2/7/18

**SCORING**

T67. Terriell Bradley 18.2 PPG

**STEALS PER GAME**

T84. Lauren Holmes 2.3 SPG

**LEADERS IN C-USA**

All games through 2/7/18

**SCORING**

3. Terriell Bradley 18.2 PPG

40. Lauren Holmes 9.2 PPG

48. Micayla Buckner 7.6 PPG

**REBOUNDS**

21. Micayla Buckner 5.9 RPG

22. Terriell Bradley 5.8 RPG

35. Lauren Holmes 4.8 RPG

**ASSISTS**

11. Brittany Smith 3.3 APG

25. Trena Mims 2.2 APG

26. Terriell Bradley 2.2 APG

**BLOCKS**

7. Micayla Buckner 1.2 BPG

15. Deja Terrell .8 BPG

**STEALS**

2. Lauren Holmes 2.4 SPG

**LEADERS IN C-USA**

C-USA games only through 2/7/18

**SCORING**

3. Terriell Bradley 20.2 PPG

**REBOUNDS**

17. Terriell Bradley 6.2 RPG

30. Micayla Buckner 4.9 RPG

47. Jada Poland 3.7 RPG

**ASSISTS**

8. Brittany Smith 3.7 APG

26. Trena Mims 2.2 APG

40. Terriell Bradley 1.7 APG

**BLOCKS**

10. Deja Terrell 1.0 BPG

15. Micayla Buckner 0.8 BPG

16. Terriell Bradley 0.7 BPG

19. Lauren Holmes 0.6 BPG

**STEALS**

8. Lauren Holmes 1.9 SPG

14. Terriell Bradley 1.6 SPG

**DEJA'S CAREER HIGH**

UNT freshman Deja Terrell scored a seasonhigh 15 points versus OPSU on Dec. 30. Her previous high was seven points. In that game she scored 13 points in the second half in just 10 minutes.

**FIVE GAME WINNING STREAK**

Last season North Texas won five consecutive games from Feb. 4 to Feb. 18. It was the longest winning streak since the 2012-13 season.

The Mean Green haven't won six games in a row since 2002.

During the five game winning-streak, North Texas won three consecutive road games, which is the longest road winning streak since 2002.

**QUICK START**

North Texas scored 28 points in the first quarter of their season-opener versus MACU. It's the most points the Mean Green have scored in a first quarter ever. NCAA women's basketball switched to quarters in the 2015-16 season, which was also Mitchell's first season as the Mean Green head coach. The Mean Green scored 20 points in the first quarter versus La Salle on Dec. 9, and at UIC on Dec. 18. In their two conference games, the Mean Green have scored only 10 and nine points.

**NOVEMBER TO REMEMBER**

North Texas won five games before the month of December for only the second time in program history since 1981. The Mean Green fell one win shy of tying the program record for most wins before the month of January. In 2005-06, UNT started the year 10-2.

**7 MIN SHUTOUT**

North Texas held Coastal Carolina scoreless for the first seven minutes and 30 seconds of their game on Nov. 23rd.

**FRESHMAN OF THE WEEK**

Lauren Holmes has been named ConferenceUSA's Freshman of the Week two times this year. She earned her first honor on Dec. 11 and then again on Jan. 2.

**ACTIVE TEAM LEADERS**

(UNT Stats Only)

**POINTS**

1. Terriell Bradley	781
2. Micayla Buckner	292
3. Tyara Warren^	233
4. Lauren Holmes	175
Grace Goodhart	175

**REBOUNDS**

1. Terriell Bradley	237
2. Micayla Buckner	213
3. Jada Poland	129
4. Tosin Mabodu^	115
5. Madison Townley^	96

**ASSISTS**

1. Terriell Bradley	101
2. Brittany Smith	62
3. Grace Goodhart	50
4. Trena Mims	46
5. Tyara Warren^	35

**3FGs**

1. Terriell Bradley	67
2. Grace Goodhart	32
3. Lauren Holmes	28
4. Tyara Warren^	17
Adrianna Henderson	17

^indicates out with season or career ending injury

## ATHLETIC FAMILY

Freshman Deja Terrell is the daughter of former NFL veteran David Terrell who was a safety for the Washington Redskins and Oakland Raiders. Deja Terrell's mother, Kiana Taylor-Terrell is one of the greatest UTEP women's basketball players in program history. When she graduated in 1998 she was second in program history in scoring (1,134) and second in rebounds (676). Deja Terrell was also a two-time all-district volleyball player at Life Oak Cliff High School in Dallas.

## FRESHMEN WITH A BIGGER ROLE

North Texas freshmen Lauren Holmes and Trena Mims have scored this season 175 and 119 points, respectively. Last season, Adrianna Henderson led all Mean Green freshmen in scoring at the end of the year with 67 total points. Holmes, Mims and Deja Terrell have combined to score 371 points this year.

## 1 THROUGH 4

Mean Green redshirt junior Terriell Bradley played the 1-4 positions last year and still does that this year.

## POST

Mean Green redshirt junior Terriell Bradley played a few minutes at the five at UTSA on Feb. 2. Bradley finished the game with nine rebounds.

## GETTING IN SHAPE

Redshirt junior post Micayla Buckner lost considerable weight this offseason and has made it a point of emphasis to run the court better, shoot the ball and be an all-conference player. The 6-4 post began her 2017-18 campaign with a career-high 12 points on 6-of-8 shooting. Her previous high was 10 points, which she accomplished twice last season. She then scored 20 points versus Texas A&M International in UNT's second game of the year. She then recorded her first career double-double in their sixth game of the year.

## OVERCOMING

Mean Green redshirt junior Terriell Bradley was born with scoliosis. It hasn't affected her much on the court with exception of one game in 2016 when she could barely walk the night before. Despite struggling to walk, Bradley went on to score 17 points in the game at Arizona and led the team to the road victory.

## 2017

In the 2017 calendar year UNT posted a 18-13 record. In 2016 UNT was 9-22.

## PRESEASON ALL-CONFERENCE

Redshirt junior Terriell Bradley was voted by the C-USA coaches to the eight-player preseason all-conference team. She is the first North Texas women's basketball player to earn a preseason all-conference nod since 2011 when the Mean Green played in the Sun Belt.

## EARLY SIGNEES

North Texas signed two Texas products in the early signing period. The Mean Green have added Jasmyne Robinson of Arlington Bowie High School and Charlene Shepherd of Shoemaker High School in Killeen, Texas. Robinson is a 5-foot-8 guard who is a tremendous shooter. She recently scored her 1,000th career point and was named as the district MVP her sophomore season. Shepherd is a forward who can stretch the court as a shooter. She's been named all-district in both basketball and volleyball.

## DOUBLE-DOUBLES

With Terriell Bradley's double-double at Indiana, North Texas has had three different players record a double-double this season, which is how many they had all of last year.

## DOUBLE-DOUBLE COUNT

**LAUREN HOLMES:**

20 pts, 12 rebs (11/10)

**MICAYLA, BUCKNER:**

10 pts, 11 rebs (11/29)

**TERRIELL BRADLEY:**

22 pts, 10 rebs (12/5)

**LAUREN HOLMES:**

19 pts, 13 rebs (12/30)

**MICAYLA BUCKNER:**

10 pts, 12 rebs (1/3)

## NEW PGs

The point guard position is very important to head coach Jalie Mitchell. She begins the 2017-18 season with two new point guards in freshman Trena Mims and JC transfer Brittany Smith. Last year's point guards, Kelsey Criner graduated and now-sophomore Adrianna Henderson has moved to off the ball guard but can take the ball up the court to initiate the offense as can Terriell Bradley.

**LAUREN HOLMES**  
**FRESHMAN GUARD #33**  
FAYETTEVILLE, AR.



**2017 ARKANSAS FEMALE  
PREP ATHLETE OF THE YEAR**

**3.9 HIGH SCHOOL G.P.A.**

**WORKED TWO JOBS**

**NINE HIGH SCHOOL STATE TITLES**

**2X BASKETBALL STATE CHAMPS, 2016 & 2017**

**VOLLEYBALL STATE CHAMPS, 2017**

**2X TEAM TRACK&FIELD STATE CHAMPS, 2015, 2017**

**4 INDIVIDUAL TRACK&FIELD STATE CHAMPS**

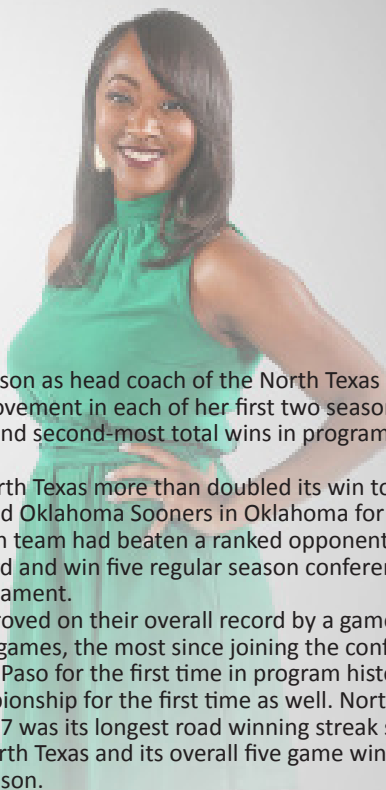
- 100-M STATE CHAMP
- TRIPLE JUMP STATE CHAMP
- LONG JUMP STATE CHAMP
- 4X100 RELAY STATE CHAMP



#PRIDE



**JALIE MITCHELL**  
**HEAD COACH**



Jalie Mitchell begins her third season as head coach of the North Texas women's basketball team. The Mean Green have seen improvement in each of her first two seasons. She enters her third season with the most road wins and second-most total wins in program history by a coach with two full seasons under their belt.

In her first season in 2015-16, North Texas more than doubled its win total from the previous season and beat the No. 17 ranked Oklahoma Sooners in Oklahoma for their first win of the year. It was the first time a Mean Green team had beaten a ranked opponent in program history. They proceeded to post an 11-19 record and win five regular season conference games and reach the second-round of the C-USA Tournament.

In 2016-17, the Mean Green improved on their overall record by a game and set program records and firsts. They won eight C-USA games, the most since joining the conference in the 2013-14 season. They defeated UTEP in El Paso for the first time in program history and they reached the quarterfinals of the C-USA Championship for the first time as well. North Texas' three-game road winning streak in February of 2017 was its longest road winning streak since the 2001-02 season when Mitchell was a senior at North Texas and its overall five game winning streak in February was the longest since the 2012-13 season.

When hired, Mitchell described North Texas as her dream job. The 2002 Mean Green graduate is the program's greatest player and boasts numerous records as a four-year letter winner. She is the program's all-time leading scorer with 1,764 points and tops the list of career free throws made and attempted. In 2002, Mitchell was named Sun Belt Conference Player of the Year when she averaged 19.4 points per game.

She earned all-conference honors all four years at North Texas and was a part of the winningest senior class in program history, compiling a 77-39 record -- including a 42-4 mark at the Super Pit -- and making back-to-back WNIT appearances in 2001 and 2002. Mitchell's No. 44 is one of two women's basketball numbers that has been retired by the Mean Green and her spectacular playing career culminated in 2007 when she was inducted into the North Texas Athletic Hall of Fame. Under Mitchell, North Texas has had a noticeable increase in offense and defense. In her first season, the Mean Green improved their field goal percentage by 7.23 percent -- the largest improvement in the country. It was also the sixth-highest shooting percentage in North Texas history. In total, the Mean Green averaged nearly 10 more points per game in 2015-16 than the year before. In 2016-17, North Texas held conference opponents to 62.9 points per game and typically held the opposition's leading scorer to 10 or more points below their season average. Prior to becoming the Mean Green's head coach, Mitchell had two stints as an assistant in Denton. Most recently under then head coach Karen Aston for the 2011-12 campaign. In that campaign, the team went 15-16.

When Aston left the Mean Green to coach the University of Texas in 2012, Mitchell followed. In her three seasons at Texas, the team combined for a 60-41 overall record. The Longhorns made the NCAA Tournament field the last two seasons, including a Sweet 16 appearance in 2015 -- their first since 2008. Mitchell began her collegiate coaching career in 2008 as an assistant coach with the Mean Green under Shanice Stephens. She spent two seasons at North Texas under Stephens before taking on the same position at UNC-Wilmington for the 2010-11 season. Mitchell helped the Seahawks finish with a 24-9 record and reach the second round of the WNIT, both program bests. In addition to the North Texas Athletics Hall of Fame, Mitchell was inducted into the Duncanville ISD Athletic Hall of Honor in October of 2015.

#PRIDE

**Mitchell Quick Facts**

- Age: 36
- Alma Mater: North Texas '02
- UNT Record: 34-48 (Third season)
- All-Time Record: 34-48 (Third season)
- Non-Conference: 17-16
- C-USA Record: 17-32
- Home Record: 19-20
- Away Record: 11-24
- Neutral Record: 4-4
- Overtime Record: 5-2
- vs. Power-Five: 2-4

**North Texas All-Time Coaching Wins**

Tina Slinker.....	241
Judy Nelson .....	66
Cherri Rapp.....	43
Jalie Mitchell.....	34
Denise Smith.....	33
Mike Petersen.....	28
Shanice Stephens .....	25
Karen Aston.....	15

**Mitchell Coaching Experience**

- 2015- North Texas Head Coach
- 2012-15 Texas Asst. Coach
- 2011-12 North Texas Asst. Coach
- 2010-11 UNC-Wilmington Asst. Coach
- 2008-10 North Texas Asst. Coach

**Mitchell Playing Experience**

- 1998-2002 North Texas
- \* Mean Green's all-time leading scorer
- \* Four-year all-conference player
- \* Winningest senior class in program history
- \* 2002 Sun Belt Conference Player of the Year
- \* Back-to-Back WNIT appearances (2001-02)

**Career Accolades**

- \* Had her number (44) retired at North Texas
- \* Was inducted into the North Texas Athletics Hall of Fame in 2007
- \* Was inducted into the Duncanville ISD Athletic Hall of Honor in October of 2015

# ROSTER

No.	Name	Pos.	Ht.	Class	Hometown	Previous School
0	Callie Owens <sup>^</sup>	Guard	5-10	SO	Plano, TX	Pacific
1	Tyara Warren	Guard	5-9	RS JR	Plano, TX	West Virginia University
2	Grace Goodhart	Guard	5-9	JR	Sunnyvale, TX	Loyola University Chicago
3	Brittany Smith	Point Guard	5-6	JR	Houston, TX	South Plains College
10	Adrianna Henderson	Guard	5-8	SO	Topeka, KS	Topeka High School
12	Jada Poland	Forward	6-0	SO	St. Louis, MO	Ft. Zumwalt West High School
13	Orianna Shillow	Guard	5-8	JR	Round Rock, TX	Stony Point High School
15	Hannah Hopkins	Post	6-3	SO	Humble, TX	Atascocita High School
21	Deja Terrell	Forward	6-1	FR	Oak Cliff, TX	Life Oak Cliff High School
23	Terriell Bradley	Guard	5-10	RS JR	New Orleans, LA	University of Kansas
24	Trena Mims	Point Guard	5-5	FR	Muskogee, OK	Muskogee High School
30	Tosin Mabodu	Post	6-1	SR	Chicago, IL	Murray State College
33	Lauren Holmes	Guard	5-9	FR	Fayetteville, AR	Fayetteville High School
34	Micayla Buckner	Post	6-4	RS JR	Garland, TX	Collin College
41	Madison Townley	Forward	6-0	SO	Duncanville, TX	Duncanville High School

Head Coach: Jalie Mitchell (3rd season)

Associate Head Coach: Bobby Brasel (3rd season)

Assistant Coaches: Carlos Knox (1st season), Kasondra Foreman (3rd season)

<sup>^</sup> Redshirting

## PRONUNCIATION GUIDE

Callie Owens	cal-EE
Tyara Warren	ty-air-uh
Adrianna Hederson	a-dre-AHN-nuh
Jada Poland	jay-duh
Orianna Shillow	or-ee-ahn-nuh shy-low
Deja Terrell	dae-juh ter-rel
Terriell Bradley	ter-ree-el
Micayla Buckner	mih-kay-luh
Jalie Mitchell	jay-lee
Bobby Brasel	braz-el (rhymes with razzle)

## PROJECTED MEAN GREEN STARTING LINEUP



BRITTANY  
SMITH

PG, 5-6

Houston, TX  
South Plains College

**PPG:**

**RPG:**

**APG:**

**Starts:**



TRENA  
MIMS

PG, 5-5

Muskogee, OK  
Muskogee HS

**PPG:**

**RPG:**

**SPG:**

**Starts:**



TERRIELL  
BRADLEY

G/F, 5-10

New Orleans, LA  
Univ. of Kansas

**PPG:**

**RPG:**

**APG:**

**Starts:**



JADA  
POLAND

F, 6-0

St. Louis, MO  
Ft. Zumwalt West HS

**PPG:**

**RPG:**

**BPG:**

**Starts:**



MICAYLA  
BUCKNER

P, 6-4

Garland, TX  
Collin College

**PPG:**

**RPG:**

**BPG:**

**Starts:**

PLAYER PROFILES



**2 GRACE GOODHART**  
 5-9, JR. GUARD, SUNNYVALE, TX  
 LOYOLA UNIV. CHICAGO  
 SUNNYVALE HIGH SCHOOL

**2017-18 SEASON HIGHS      UNT CAREER HIGHS**  
 PTS: 16 (at E. Illinois, 12/20/17)    PTS: 16 (at E. Illinois, 12/20/17)  
 REBS: 5 (vs. MACU, 11/10/17)    REBS: 5 (vs. MACU, 11/10/17)  
 ASTS: 6 (vs. Charlotte, 1/14/18)    ASTS: 6 (vs. Charlotte, 1/14/18)  
 STLS: 5 (vs. Coastal Carolina (11/23/17))    STLS: 5 (vs. Coastal Carolina (11/23/17))  
 3FGs: 4 (vs. Charlotte, 1/14/18)    3FGs: 4 (vs. Charlotte, 1/14/18)



**BIO BLAST**

- **Nickname: "GG" or "Double G"**
- **Played her freshman season at Loyola Univ. Chicago**
- **Younger brother "Cash" plays football at Princeton**
- **Enjoys country music**
- **Favorite musician is Chris Young**
- **Her dog's name is "Dirk" and is named after Dirk Nowitzki**
- **Named the Texas State 3A Championship MVP after leading Sunnyvale High School to a state title in 2014-15.**

Opponent	Date	gs	min	Total		3-Pointers		Free throws		Rebounds				pf	a	t/o	blk	stl	pts	avg
				fg-fga	pct	3fg-fga	pct	ft-fa	pct	off	def	tot	avg							
MACU	11/10/1	*	29	4-9	.444	1-4	.250	0-1	.000	0	5	5.0	2	4	1	0	0	9	9.0	
TEXAS A&M INTERNATI	11/14/1	*	30	3-9	.333	1-7	.143	2-2	1.00	0	2	2.5	2	3	5	0	4	9	9.0	
K-STATE	11/19/1	*	16	1-2	.500	1-2	.500	0-0	.000	0	0	0	2.3	4	0	1	0	3	7.0	
vs COASTAL CAROLIN	11/23/1	*	32	4-11	.364	2-6	.333	0-0	.000	0	1	1.0	2	3	0	0	5	10	7.8	
vs DETROIT	11/24/1	*	10	2-6	.333	1-4	.250	0-0	.000	0	3	3.0	2	0	0	0	0	5	7.2	
SMU	11/29/1	*	10	2-2	1.00	1-1	1.00	0-0	.000	0	0	0	1.8	2	0	2	1	0	5	6.8
TULSA	12/2/17		20	0-3	.000	0-2	.000	0-0	.000	0	3	3.0	2	1	2	1	0	1	0	5.9
at Indiana	12-5-17		14	0-3	.000	0-2	.000	0-0	.000	0	1	1.9	3	1	0	0	1	0	5.1	
LA SALLE	12/09/1		18	2-4	.500	1-2	.500	0-0	.000	0	0	0	1.7	1	1	0	0	5	5.1	
at UIC	12/18/1		33	3-6	.500	1-4	.250	0-0	.000	0	2	2.0	1.7	1	2	3	0	3	7	5.3
at Eastern Illinois	12/20/1	*	45	4-11	.364	3-6	.500	5-5	1.00	0	3	3.8	2	0	4	1	1	16	6.3	
OKLAHOMA PANHANDL	12/30/1		18	0-9	.000	0-7	.000	0-0	.000	1	1	2.0	1.8	0	0	0	0	0	5.8	
at Louisiana Tech	01/03/1		18	1-3	.333	0-1	.000	1-2	.500	0	4	4.0	2.0	4	1	2	0	1	3	5.5
RICE	1/5/18	*	19	1-3	.333	1-3	.333	0-0	.000	0	0	0	1.9	3	2	2	0	0	3	5.4
OLD DOMINION	1/11/18	*	27	2-9	.222	1-6	.167	0-0	.000	1	2	3.0	1.9	3	1	0	0	2	5	5.3
CHARLOTTE	1/13/18	*	29	4-8	.500	4-6	.667	2-2	1.00	0	2	2.0	1.9	0	6	2	0	2	14	5.9
at Middle Tennessee	01/18/1	*	22	2-10	.200	2-7	.286	2-4	.500	0	1	1	1.9	1	1	3	0	0	8	6.0
at UAB	01/20/1	*	23	2-4	.500	1-2	.500	0-0	.000	0	0	0	1.8	2	1	0	0	1	5	5.9
WESTERN KENTUCKY	1/26/18		15	1-2	.500	0-1	.000	0-0	.000	0	0	0	1.7	2	0	3	0	0	2	5.7
UTEP	1/28/18		2	0-0	.000	0-0	.000	0-2	.000	0	0	0	1.6	1	0	0	0	0	0	5.5
at UTSA	2/2/18		21	2-7	.286	0-2	.000	0-0	.000	0	2	2.0	1.6	0	1	0	0	0	4	5.4
<b>Totals</b>			11	451	40-121	.331	21-75	.280	12-18	.667	2	32	34	1.6	36	29	2	21	113	5.4

Games played: 21  
 Minutes/game: 21.5  
 Points/game: 5.4  
 FG Pct: 33.1  
 3FG Pct: 28.0  
 FT Pct: 66.7

Rebounds/game: 1.6  
 Assists/game: 1.4  
 Turnovers/game: 1.4  
 Assist/turnover ratio: 1.0  
 Steals/game: 1.0  
 Blocks/game: 0.1

Season	gp-gs	min/avg	Total		3-Point		F-Throws		Rebounds				Scoring							
			fg-fga	pct	fg-fga	pct	ft-fa	pct	off	def	tot	avg	pf	fo	ast	to	blk	stl	pts	avg
2016-17	28-1	318/11.4	21-101	.208	11-56	.196	11-20	.550	2	20	22	0.8	32	0	21	19	1	6	64	2.3
2017-18	21-11	451/21.5	40-121	.331	21-75	.280	12-18	.667	2	32	34	1.6	36	0	29	29	2	21	113	5.4
<b>TOTAL</b>	49-12	769/15.7	61-222	.275	32-131	.244	23-38	.605	4	52	56	1.1	68	0	50	48	3	27	177	3.6

PLAYER PROFILES



3

**BRITTANY SMITH**

5-6, JR. POINT GUARD, HOUSTON, TX  
SOUTH PLAINS COLLEGE  
SPRING HIGH SCHOOL

**2017-18 SEASON HIGHS    UNT CAREER HIGHS**

PTS: 12 (2x, last vs. UTEP, 1/28/18)    PTS: 12 (2x, last vs. UTEP, 1/28/18)  
REBS: 10 (at E. Illinois, 12/20/17)    REBS: 10 (at E. Illinois, 12/20/17)  
ASTS: 7 (2x, last vs. Charlotte, 1/14/18)    ASTS: 7 (2x, last vs. Charlotte, 1/14/18)  
STLS: 3 (vs. Charlotte, 1/14/18)    STLS: 3 (vs. Charlotte, 1/14/18)  
3FGs: 2 (2x, last vs. ODU, 1/11/18)    3FGs: 2 (2x, last vs. ODU, 1/11/18)

**BIO BLAST**

- 2017 Western Junior College Conference Defensive Player of the Year
- Had 15 assists on Feb. 23, 2017 against Clarendon College, which was a SPC program record
- Scored a JC career-high 22 points vs. Midland College on Feb. 2, 2017
- Led the Lady Texans to the second round of the 32-team NJCAA Tournament and a 28-6 record



Opponent	Date	gs	min	Total		3-Pointers		Free throws		Rebounds			pf	a	t/o	blk	stl	pts	avg		
				fg-fga	pct	3fg-fga	pct	ft-fa	pct	off	def	tot								avg	
MACU	11/10/1	*	23	2-5	.400	2-2	1.00	2-2	1.00	0	1	1	1.0	2	1	1	0	2	8	8.0	
TEXAS A&M INTERNATI	11/14/1		dnp	-	-	-	-	-	-	-	-	-	-	-	-	-	-	-	-	-	
K-STATE	11/19/1		dnp	-	-	-	-	-	-	-	-	-	-	-	-	-	-	-	-	-	
vs COASTAL CAROLIN	11/23/1		23	1-6	.167	0-2	.000	0-0	.000	0	1	1	1.0	1	4	5	0	2	2	5.0	
vs DETROIT	11/24/1		29	0-4	.000	0-0	.000	4-6	.667	1	1	2	1.3	5	6	1	1	1	4	4.7	
SMU	11/29/1	*	30	3-5	.600	1-2	.500	2-2	1.00	0	4	4	2.0	2	1	4	0	0	9	5.8	
TULSA	12/2/17	*	26	2-4	.500	1-2	.500	1-2	.500	0	2	2	2.0	3	3	2	0	1	6	5.8	
at Indiana	12-5-17	*	28	3-5	.600	1-1	1.00	0-0	.000	0	1	1	1.8	4	0	2	0	2	7	6.0	
LA SALLE	12/09/1	*	28	3-7	.429	1-2	.500	4-4	1.00	0	1	1	1.7	2	3	2	1	2	11	6.7	
at UIC	12/18/1	*	29	2-6	.333	0-2	.000	0-2	.000	0	1	1	1.6	4	6	4	0	1	4	6.4	
at Eastern Illinois	12/20/1	*	35	2-7	.286	0-2	.000	2-4	.500	4	6	10	2.6	5	1	5	0	0	6	6.3	
OKLAHOMA PANHANDL	12/30/1	*	28	1-2	.500	0-1	.000	1-2	.500	2	4	6	2.9	0	4	0	0	1	3	6.0	
at Louisiana Tech	01/03/1	*	32	1-2	.500	0-0	.000	3-4	.750	0	2	2	2.8	4	7	4	0	1	5	5.9	
RICE	1/5/18	*	34	1-6	.167	0-0	.000	1-2	.500	2	3	5	3.0	3	3	0	0	0	3	5.7	
OLD DOMINION	1/11/18	*	24	3-9	.333	2-5	.400	0-0	.000	2	1	3	3.0	0	5	1	0	1	8	5.8	
CHARLOTTE	1/13/18	*	34	2-6	.333	0-0	.000	0-2	.000	0	3	3	3.0	2	7	4	0	3	4	5.7	
at Middle Tennessee	01/18/1	*	34	0-0	.000	0-0	.000	2-2	1.00	0	3	3	3.0	3	2	2	0	0	2	5.5	
at UAB	01/20/1	*	30	4-9	.444	1-3	.333	3-4	.750	0	6	6	3.2	3	2	3	1	0	12	5.9	
WESTERN KENTUCKY	1/26/18	*	32	1-5	.200	0-0	.000	0-0	.000	1	3	4	3.2	4	3	4	0	2	2	5.6	
UTEP	1/28/18	*	30	5-10	.500	1-2	.500	1-3	.333	0	1	1	3.1	0	2	1	0	0	12	6.0	
at UTSA	2/2/18	*	24	1-6	.167	0-2	.000	1-5	.200	0	0	0	2.9	3	2	1	0	1	3	5.8	
Totals			17	553	37-104	.356	10-28	.357	27-46	.587	12	44	56	2.9	50	62	46	3	20	111	5.8

Games played: 19  
Minutes/game: 29.1  
Points/game: 5.8  
FG Pct: 35.6  
3FG Pct: 35.7  
FT Pct: 58.7

Rebounds/game: 2.9  
Assists/game: 3.3  
Turnovers/game: 2.4  
Assist/turnover ratio: 1.3  
Steals/game: 1.1  
Blocks/game: 0.2

Season	gp-gs	min/avg	Total		3-Point		F-Throws		Rebounds				Scoring							
			fg-fga	pct	fg-fga	pct	ft-fa	pct	off	def	tot	avg	pf	fo	ast	to	blk	stl	pts	avg
2017-18	19-17	553/29.1	37-104	.356	10-28	.357	27-46	.587	12	44	56	2.9	50	2	62	46	3	20	111	5.8
TOTAL	19-17	553/29.1	37-104	.356	10-28	.357	27-46	.587	12	44	56	2.9	50	2	62	46	3	20	111	5.8

PLAYER PROFILES

**10 ADRIANNA HENDERSON**

5-8, SOPH. GUARD, TOPEKA, KS.

TOPEKA HIGH SCHOOL



**2017-18 SEASON HIGHS**

PTS: 16 (at UTSA, 2/2/18)  
 REBS: 5 (2X last vs. La Salle, 12/9/17)  
 ASTS: 2 (at Middle Tenn, 1/18/18)  
 STLS: 2 (2x, last vs. ODU, 1/11/18)  
 3FGs: 2 (at UTSA, 2/2/18)

**UNT CAREER HIGHS**

PTS: 16 (at UTSA, 2/2/18)  
 REBS: 5 (2X last vs. La Salle, 12/9/17)  
 ASTS: 4 (2x, last at S. Miss, 2/25/17)  
 STLS: 2 (4x, last vs. ODU, 1/11/18)  
 3FGs: 2 (2x, last at UTSA, 2/2/18)

**BIO BLAST**

- Nickname: "AD"
- Tallied 1,248 points in high school and led the city in scoring as a junior (22.1 ppg) and as a senior (21.6)
- Four-time All-Topeka Honoree



Opponent	Date	gs	min	Total		3-Pointers		Free throws		Rebounds				pts	avg					
				fg-fga	pct	3fg-fga	pct	ft-fa	pct	off	def	tot	avg							
MACU	11/10/1	9	0-1	.000	0-0	.000	0-0	.000	0	1	1	1.0	1	0	1	1	0	0.0		
TEXAS A&M INTERNATI	11/14/1	13	1-3	.333	0-1	.000	1-2	.500	1	2	3	2.0	1	0	1	0	0	3	1.5	
K-STATE	11/19/1	20	2-5	.400	1-2	.500	0-0	.000	0	1	1	1.7	5	1	3	0	1	5	2.7	
vs COASTAL CAROLIN	11/23/1	5	0-0	.000	0-0	.000	0-0	.000	0	1	1	1.5	1	1	2	0	0	0	2.0	
vs DETROIT	11/24/1	22	4-11	.364	0-2	.000	1-1	1.00	2	2	4	2.0	3	0	2	0	1	9	3.4	
SMU	11/29/1	7	1-3	.333	1-3	.333	0-0	.000	0	1	1	1.8	0	0	1	0	1	3	3.3	
TULSA	12/2/17	15	0-1	.000	0-1	.000	1-2	.500	3	2	5	2.3	2	1	1	0	0	1	3.0	
at Indiana	12-5-17	16	2-2	1.00	1-1	1.00	2-2	1.00	0	1	1	2.1	2	1	2	0	1	7	3.5	
LA SALLE	12/09/1	18	0-4	.000	0-0	.000	4-4	1.00	4	1	5	2.4	1	0	0	0	2	4	3.6	
at UIC	12/18/1	2	0-0	.000	0-0	.000	0-0	.000	0	0	0	2.2	0	0	0	0	0	0	3.2	
at Eastern Illinois	12/20/1	dnp	-	-	-	-	-	-	-	-	-	-	-	-	-	-	-	-	-	
OKLAHOMA PANHANDL	12/30/1	19	2-4	.500	1-1	1.00	1-2	.500	0	0	0	2.0	1	0	0	0	1	6	3.5	
at Louisiana Tech	01/03/1	6	1-2	.500	1-1	1.00	0-0	.000	1	1	2	2.0	2	0	2	0	0	3	3.4	
RICE	1/5/18	9	1-3	.333	0-1	.000	0-0	.000	1	3	4	2.2	0	0	0	0	0	2	3.3	
OLD DOMINION	1/11/18	15	2-5	.400	1-4	.250	2-2	1.00	1	1	2	2.1	1	0	3	0	2	7	3.6	
CHARLOTTE	1/13/18	9	2-2	1.00	0-0	.000	0-0	.000	0	0	0	2.0	0	1	0	0	0	4	3.6	
at Middle Tennessee	01/18/1	16	1-2	.500	0-0	.000	0-0	.000	0	1	1	1.9	2	2	1	0	1	2	3.5	
at UAB	01/20/1	12	0-3	.000	0-2	.000	2-4	.500	0	0	0	1.8	2	0	1	0	0	2	3.4	
WESTERN KENTUCKY	1/26/18	12	1-6	.167	0-3	.000	2-2	1.00	0	1	1	1.8	2	0	4	0	0	4	3.4	
UTEP	1/28/18	6	0-1	.000	0-0	.000	0-0	.000	0	0	0	1.7	1	0	1	0	0	0	3.3	
at UTSA	2/2/18	20	6-10	.600	2-3	.667	2-3	.667	2	1	3	1.8	3	0	0	0	1	16	3.9	
Totals		0	251	26-68	.382	8-25	.320	18-24	.750	15	20	35	1.8	30	7	25	1	12	78	3.9

Games played: 20  
 Minutes/game: 12.6  
 Points/game: 3.9  
 FG Pct: 38.2  
 3FG Pct: 32.0  
 FT Pct: 75.0

Rebounds/game: 1.8  
 Assists/game: 0.4  
 Turnovers/game: 1.3  
 Assist/turnover ratio: 0.3  
 Steals/game: 0.6  
 Blocks/game: 0.1

Season	gp-gs	min/avg	Total		3-Point		F-Throws		Rebounds				Scoring							
			fg-fga	pct	fg-fga	pct	ft-fa	pct	off	def	tot	avg	pf	fo	ast	to	blk	stl	pts	avg
2016-17	18-0	177/9.8	21-45	.467	7-11	.636	18-24	.750	4	12	16	0.9	19	0	21	32	2	10	67	3.7
2017-18	20-0	251/12.6	26-68	.382	8-25	.320	18-24	.750	15	20	35	1.8	30	1	7	25	1	12	78	3.9
TOTAL	38-0	428/11.3	47-113	.416	15-36	.417	36-48	.750	19	32	51	1.3	49	1	28	57	3	22	145	3.8

PLAYER PROFILES

**12 JADA POLAND**

6-0, SOPH. FORWARD, ST. LOUIS, MO  
FT. ZUMWALT WEST HIGH SCHOOL



**2017-18 SEASON HIGHS**


PTS: 8 (vs. MACU, 11/10/17)  
REBS: 10 (vs. WKU, 1/26/18)  
ASTS: 2 (vs. TAMIU, 11/14/17)  
STLS: 3 (2x, last vs. Coastal Carolina, 11/23/17)  
BLKS: 2 (2x, last vs. UTSA, 2/2/18)

**UNT CAREER HIGHS**

PTS: 8 (2x, last vs. MACU, 11/10/17)  
REBS: 10 (2x, last vs. WKU, 1/26/18)  
ASTS: 2 (vs. TAMIU, 11/14/17)  
STLS: 4 (vs. Marshall, 3/5/17)  
BLKS: 2 (2x, last vs. UTSA, 2/2/18)

**BIO BLAST**

- The all-time leading scorer at Ft. Zumwalt West High School with more than 1,400 points
- Set her high school program record with 40 points vs. Metro High
- Close friends with freshman Deja Terrell
- The team's trip to Daytona Beach, FL. was her first time ever seeing the ocean
- Voted most funny and best dancer on the team
- Made her first career start on Jan. 26 vs. WKU



Opponent	Date	gs	min	Total		3-Pointers		Free throws		Rebounds				pts	avg					
				fg-fga	pct	3fg-fga	pct	ft-fa	pct	off	def	tot	avg							
MACU	11/10/1	17	4-6	.667	0-1	.000	0-0	.000	1	3	4	0	1	0	2	1	8	8.0		
TEXAS A&M INTERNATI	11/14/1	26	0-2	.000	0-0	.000	1-2	.500	2	6	8	6	0	3	2	0	1	3	1	4.5
K-STATE	11/19/1	22	1-2	.500	0-0	.000	0-0	.000	0	8	8	6	7	3	0	1	0	0	2	3.7
vs COASTAL CAROLIN	11/23/1	19	1-2	.500	0-0	.000	0-0	.000	0	1	1	5	3	1	0	2	1	3	2	3.3
vs DETROIT	11/24/1	16	0-4	.000	0-0	.000	0-2	.000	3	1	4	5	0	4	0	2	0	0	0	2.6
SMU	11/29/1	12	0-2	.000	0-0	.000	0-0	.000	1	2	3	4	7	2	0	1	0	0	0	2.2
TULSA	12/2/17	13	0-1	.000	0-0	.000	1-2	.500	1	3	4	6	3	0	2	0	0	1	0	2.0
at Indiana	12-5-17	6	0-1	.000	0-0	.000	1-2	.500	1	3	4	5	2	1	0	0	0	0	1	1.9
LA SALLE	12/09/1	7	0-2	.000	0-0	.000	3-4	.750	0	3	3	4	3	1	0	0	0	0	3	2.0
at UIC	12/18/1	5	0-2	.000	0-1	.000	0-0	.000	2	1	3	4	2	0	0	0	0	0	0	1.8
at Eastern Illinois	12/20/1	9	1-1	1.00	0-0	.000	0-0	.000	0	0	0	3	8	2	1	0	1	0	2	1.8
OKLAHOMA PANHANDL	12/30/1	10	1-2	.500	0-0	.000	1-2	.500	0	0	0	3	5	2	0	1	0	0	3	1.9
at Louisiana Tech	01/03/1	1	0-0	.000	0-0	.000	0-0	.000	0	0	0	3	2	0	0	0	0	0	0	1.8
RICE	1/5/18	3	0-0	.000	0-0	.000	1-2	.500	1	0	1	3	1	0	0	0	0	0	1	1.7
OLD DOMINION	1/11/18	10	0-1	.000	0-0	.000	5-10	.500	2	3	5	3	2	4	0	0	0	1	5	1.9
CHARLOTTE	1/13/18	10	1-2	.500	0-0	.000	0-0	.000	0	1	1	3	1	2	1	0	0	1	2	1.9
at Middle Tennessee	01/18/1	16	1-2	.500	1-1	1.00	0-0	.000	0	2	2	3	0	2	0	0	0	1	3	2.0
at UAB	01/20/1	14	0-0	.000	0-0	.000	0-2	.000	1	1	2	2	9	4	0	2	0	0	0	1.9
WESTERN KENTUCKY	1/26/18	* 34	2-5	.400	0-0	.000	0-0	.000	2	8	10	3	3	0	1	0	0	4	4	2.0
UTEP	1/28/18	* 33	3-4	.750	0-1	.000	1-2	.500	1	5	6	3	5	0	1	3	1	1	7	2.3
at UTSA	2/2/18	* 18	1-1	1.00	0-0	.000	0-0	.000	3	3	6	3	6	5	0	1	2	1	2	2.2
Totals		3	301	16-42	.381	1-4	.250	14-30	.467	21	54	75	3.6	46	6	18	8	12	47	2.2

Games played: 21  
Minutes/game: 14.3  
Points/game: 2.2  
FG Pct: 38.1  
3FG Pct: 25.0  
FT Pct: 46.7

Rebounds/game: 3.6  
Assists/game: 0.3  
Turnovers/game: 0.9  
Assist/turnover ratio: 0.3  
Steals/game: 0.6  
Blocks/game: 0.4

Season	gp-gs	min/avg	Total		3-Point		F-Throws		Rebounds				Scoring							
			fg-fga	pct	fg-fga	pct	ft-fa	pct	off	def	tot	avg	pf	fo	ast	to	blk	stl	pts	avg
2016-17	20-0	178/8.9	9-29	.310	0-0	.000	9-13	.692	18	36	54	2.7	21	0	5	12	3	7	27	1.4
2017-18	21-3	301/14.3	16-42	.381	1-4	.250	14-30	.467	21	54	75	3.6	46	1	6	18	8	12	47	2.2
TOTAL	41-3	479/11.7	25-71	.352	1-4	.250	23-43	.535	39	90	129	3.1	67	1	11	30	11	19	74	1.8



PLAYER PROFILES

21

**DEJA TERRELL**  
6-1, FR. FORWARD, OAK CLIFF, TX  
LIFE OAK CLIFF HIGH SCHOOL



2017-18 SEASON HIGHS

PTS: 15 (vs. OPSU, 12/30/17)  
REBS: 7 (vs. TAMU, 11/14/17)  
ASTS: 1 (4x, last at MTSU. 1/18/17)  
STLS: 3 (vs. OPSU, 12/30/17)  
BLKS: 3 (at UTSA, 2/2/18)

UNT CAREER HIGHS

PTS: 15 (vs. OPSU, 12/30/17)  
REBS: 7 (vs. TAMU, 11/14/17)  
ASTS: 1 (4x, last at MTSU. 1/18/17)  
STLS: 3 (vs. OPSU, 12/30/17)  
BLKS: 3 (at UTSA, 2/2/18)



BIO BLAST

- First girls basketball player from Life Oak Cliff High School to earn a DI scholarship
- Scored a high school career high 41 point on senior day
- Daughter to former Washington Redskins and Oakland Raiders' safety David Terrell
- When her mother Kiana Taylor-Terrell graduated from UTEP, she was 2nd all-time in rebounds and 2nd all-time in points
- McDonald's High School All-American Nominee
- Aspires to be an anesthesiologist

Opponent	Date	gs	min	Total		3-Pointers		Free throws		Rebounds				pts	avg					
				fg-fga	pct	3fg-fga	pct	ft-fa	pct	off	def	tot	avg							
MACU	11/10/1	11	0-2	.000	0-1	.000	3-4	.750	2	1	3	3.0	1	0	1	1	0	3	3.0	
TEXAS A&M INTERNATI	11/14/1	14	2-5	.400	0-0	.000	3-5	.600	5	2	7	5.0	2	1	2	0	0	7	5.0	
K-STATE	11/19/1	14	2-4	.500	0-2	.000	0-0	.000	0	2	2	4.0	1	0	2	1	1	4	4.7	
vs COASTAL CAROLIN	11/23/1	19	2-7	.286	1-2	.500	0-2	.000	2	3	5	4.3	2	1	1	2	0	5	4.8	
vs DETROIT	11/24/1	7	0-3	.000	0-0	.000	0-0	.000	4	0	4	4.2	3	0	1	1	1	0	3.8	
SMU	11/29/1	6	1-3	.333	0-1	.000	0-1	.000	0	0	0	3.5	3	0	0	0	0	2	3.5	
TULSA	12/2/17	12	1-1	1.00	0-0	.000	1-2	.500	2	2	4	3.6	4	0	1	0	0	3	3.4	
at Indiana	12-5-17	15	2-4	.500	0-0	.000	0-0	.000	2	3	5	3.8	3	0	1	1	0	4	3.5	
LA SALLE	12/09/1	16	2-5	.400	0-1	.000	1-4	.250	2	0	2	3.6	3	0	2	0	1	5	3.7	
at UIIC	12/18/1	6	0-0	.000	0-0	.000	0-0	.000	1	0	1	3.3	1	0	0	0	0	0	3.3	
at Eastern Illinois	12/20/1	9	1-2	.500	0-0	.000	1-2	.500	1	1	2	3.2	1	1	0	0	0	3	3.3	
OKLAHOMA PANHANDL	12/30/1	18	6-11	.545	0-1	.000	3-6	.500	3	3	6	3.4	1	0	0	1	3	15	4.3	
at Louisiana Tech	01/03/1	4	0-1	.000	0-0	.000	0-0	.000	0	0	0	3.2	4	0	0	1	0	0	3.9	
RICE	1/5/18	17	6-7	.857	0-1	.000	2-4	.500	3	1	4	3.2	4	0	2	2	2	14	4.6	
OLD DOMINION	1/11/18	15	0-1	.000	0-1	.000	0-0	.000	0	3	3	3.2	3	0	2	1	0	0	4.3	
CHARLOTTE	1/13/18	5	0-0	.000	0-0	.000	0-0	.000	0	0	0	3.0	1	0	0	0	0	0	4.1	
at Middle Tennessee	01/18/1	17	1-2	.500	0-0	.000	0-0	.000	0	2	2	2.9	0	1	2	2	0	2	3.9	
at UAB	01/20/1	10	1-3	.333	0-1	.000	0-0	.000	1	1	2	2.9	2	0	1	0	0	2	3.8	
WESTERN KENTUCKY	1/26/18	5	0-1	.000	0-0	.000	0-0	.000	1	0	1	2.8	2	0	0	0	0	0	3.6	
UTEP	1/28/18	15	0-1	.000	0-0	.000	1-2	.500	1	1	2	2.8	5	0	1	0	0	1	3.5	
at UTSA	2/2/18	22	2-5	.400	0-0	.000	3-6	.500	4	1	5	2.9	4	0	1	3	3	7	3.7	
Totals		0	257	29-68	.426	1-11	.091	18-38	.474	34	26	60	2.9	50	4	20	16	11	77	3.7

Games played: 21  
Minutes/game: 12.2  
Points/game: 3.7  
FG Pct: 42.6  
3FG Pct: 9.1  
FT Pct: 47.4

Rebounds/game: 2.9  
Assists/game: 0.2  
Turnovers/game: 1.0  
Assist/turnover ratio: 0.2  
Steals/game: 0.5  
Blocks/game: 0.8

Season	gp-gs	min/avg	Total		3-Point		F-Throws			Rebounds				Scoring						
			fg-fga	pct	fg-fga	pct	ft-fa	pct	off	def	tot	avg	pf	fo	ast	to	blk	stl	pts	avg
2017-18	21-0	257/12.2	29-68	.426	1-11	.091	18-38	.474	34	26	60	2.9	50	1	4	20	16	11	77	3.7
TOTAL	21-0	257/12.2	29-68	.426	1-11	.091	18-38	.474	34	26	60	2.9	50	1	4	20	16	11	77	3.7



PLAYER PROFILES

**23 TERRIELL BRADLEY**

5-10, R-JR. G/F, NEW ORLEANS, LA  
UNIV. OF KANSAS

MANSFIELD TIMBERVIEW HIGH SCHOOL



**2017-18 SEASON HIGHS**

PTS: **29** (vs. WKU, 1/26/18)  
REBS: **10** (at Indiana, 12/5/17)  
ASTS: **6** (2x, last at UIC, 12/18/17)  
STLS: **5** (at E. Illinois 12/20/17)  
3FGs: **4** (3x, last vs. WKU, 1/26/18)

**UNT CAREER HIGHS**

PTS: **29** (vs. WKU, 1/26/18)  
REBS: **13** (vs. FIU, 2/11/17)  
ASTS: **6** (2x, last at UIC, 12/18/17)  
STLS: **5** (2x, last at E. Illinois 12/20/17)  
3FGs: **4** (3x, last vs. WKU, 1/26/18)



**BIO BLAST**

- Moved from New Orleans to Arlington, Texas, with her mom and two younger sisters after Hurricane Katrina
- Transferred from Kansas after her freshman season
- Nickname: "TB"
- 2017 Preseason All-Conference
- Named C-USA Player of the Week on Jan. 15
- Majoring in finance
- Has a pet chihuahua named "Tank"
- Favorite movie: Who framed Roger Rabbit
- Loves Amy Winehouse

Opponent	Date	gs	min	Total		3-Pointers		Free throws		Rebounds					pts	avg					
				fg-fga	pct	3fg-fga	pct	ft-fa	pct	off	def	tot	avg	pf			a	to	blk	stl	
MACU	11/10/1	*	29	8-13	.615	1-4	.250	1-2	.500	2	4	6	6.0	3	6	4	0	1	18	18.0	
TEXAS A&M INTERNATI	11/14/1	*	19	4-14	.286	0-1	.000	0-0	.000	3	0	3	4.5	4	2	0	0	1	8	13.0	
K-STATE	11/19/1	*	39	6-12	.500	2-2	1.00	1-2	.500	1	2	3	4.0	2	2	0	3	15	13.7		
vs COASTAL CAROLIN	11/23/1	*	35	7-13	.538	2-2	1.00	4-5	.800	0	2	2	3.5	0	2	2	0	1	20	15.3	
vs DETROIT	11/24/1	*	38	6-12	.500	0-2	.000	10-11	.909	1	7	8	4.4	3	0	2	0	3	22	16.6	
SMU	11/29/1	*	37	3-14	.214	0-5	.000	5-5	1.00	3	2	5	4.5	3	1	1	0	1	11	15.7	
TULSA	12/2/17	*	30	8-13	.615	3-5	.600	4-5	.800	2	2	4	4.4	2	3	2	1	0	23	16.7	
at Indiana	12-5-17	*	37	9-24	.375	0-4	.000	4-4	1.00	3	7	10	5.1	4	1	6	0	2	22	17.4	
LA SALLE	12/09/1	*	30	3-10	.300	1-2	.500	1-2	.500	2	5	7	5.3	1	2	2	0	2	8	16.3	
at UIC	12/18/1	*	36	7-15	.467	4-7	.571	9-10	.900	2	7	9	5.7	5	6	3	1	1	27	17.4	
at Eastern Illinois	12/20/1	*	45	7-18	.389	0-4	.000	7-9	.778	2	6	8	5.9	2	4	4	0	5	21	17.7	
OKLAHOMA PANHANDL	12/30/1	*	26	3-8	.375	0-2	.000	0-0	.000	1	0	1	5.5	3	2	4	0	3	6	16.8	
at Louisiana Tech	01/03/1	*	39	8-20	.400	3-9	.333	4-5	.800	2	3	5	5.5	0	2	3	0	2	23	17.2	
RICE	1/5/18	*	37	2-12	.167	0-3	.000	9-10	.900	3	4	7	5.6	4	2	1	0	1	13	16.9	
OLD DOMINION	1/11/18	*	33	6-12	.500	4-7	.571	7-9	.778	1	3	4	5.5	0	3	1	0	0	23	17.3	
CHARLOTTE	1/13/18	*	32	6-9	.667	3-5	.600	7-10	.700	3	4	7	5.6	4	2	4	3	3	22	17.6	
at Middle Tennessee	01/18/1	*	38	2-12	.167	1-2	.500	5-6	.833	1	6	7	5.6	2	1	2	0	0	10	17.2	
at UAB	01/20/1	*	38	6-15	.400	1-4	.250	8-9	.889	2	5	7	5.7	2	2	6	1	4	21	17.4	
WESTERN KENTUCKY	1/26/18	*	38	6-16	.375	4-5	.800	13-15	.867	2	4	6	5.7	3	1	4	2	1	29	18.0	
UTEP	1/28/18	*	38	7-18	.389	3-7	.429	5-7	.714	1	3	4	5.7	3	0	1	0	1	22	18.2	
at UTSA	2/2/18	*	34	6-17	.353	1-3	.333	6-8	.750	4	5	9	5.8	4	2	2	0	2	19	18.2	
Totals			21	728	120-297	404	33-85	.388	110-134	.821	41	81	122	5.8	54	46	56	8	37	383	18.2

Games played: 21  
Minutes/game: 34.7  
Points/game: 18.2  
FG Pct: 40.4  
3FG Pct: 38.8  
FT Pct: 82.1

Rebounds/game: 5.8  
Assists/game: 2.2  
Turnovers/game: 2.7  
Assist/turnover ratio: 0.8  
Steals/game: 1.8  
Blocks/game: 0.4

Season	gp-gs	min/avg	Total		3-Point		F-Throws		Rebounds				Scoring							
			fg-fga	pct	fg-fga	pct	ft-fa	pct	off	def	tot	avg	pf	fo	ast	to	blk	stl	pts	avg
2016-17	31-29	890/28.7	122-334	.365	33-107	.308	121-154	.786	43	72	115	3.7	92	2	55	89	10	37	398	12.8
2017-18	21-21	728/34.7	120-297	.404	33-85	.388	110-134	.821	41	81	122	5.8	54	1	46	56	8	37	383	18.2
TOTAL	52-50	1618/31.1	242-631	.384	66-192	.344	231-288	.802	84	153	237	4.6	146	3	101	145	18	74	781	15.0

PLAYER PROFILES

24

TRENA MIMS

5-5, FR. POINT GUARD, MUSKOGEE, OK MUSKOGEE HIGH SCHOOL



2017-18 SEASON HIGHS

PTS: 15 (vs. Tulsa, 12/2/17)  
REBS: 6 (vs. Coastal Carolina, 11/23/17)  
ASTS: 7 (vs. UTEP, 1/28/18)  
STLS: 2 (4x, last vs. UTSA 2/2/18)  
3FGs: 1 (3x, last vs. WKU, 1/26/18)

UNT CAREER HIGHS

PTS: 15 (vs. Tulsa, 12/2/17)  
REBS: 6 (vs. Coastal Carolina, 11/23/17)  
ASTS: 7 (vs. UTEP, 1/28/18)  
STLS: 2 (4x, last vs. UTSA 2/2/18)  
3FGs: 1 (3x, last vs. WKU, 1/26/18)

BIO BLAST

- Named all-state by three different associations
- 2017 First Team All-Conference
- Vype Oklahoma Basketball Player of the Year Nominee
- Averaged 19.2 ppg as a senior
- All-State Honorable Mention as a junior
- Reached at least the semifinals in her freshman-junior seasons
- Attended the same high school as Mean Green football coach Seth Littrell
- Huge Beyonce fan
- Claims to own the most shoes on the team



Opponent	Date	gs	min	Total		3-Pointers		Free throws		Rebounds				pts	avg					
				fg-fga	pct	3fg-fga	pct	ft-fa	pct	off	def	tot	avg							
MACU	11/10/1	17	4-6	.667	0-0	.000	0-0	.000	2	3	5	5.0	4	2	2	0	0	8	8.0	
TEXAS A&M INTERNATI	11/14/1	*	33	4-10	.400	0-1	.000	0-1	.000	0	3	3	4.0	3	2	2	0	2	8	8.0
K-STATE	11/19/1	*	30	5-11	.455	1-1	1.00	0-0	.000	1	1	2	3.3	4	4	2	0	0	11	9.0
vs COASTAL CAROLIN	11/23/1	*	27	3-10	.300	0-1	.000	1-1	1.00	4	2	6	4.0	2	2	0	0	0	7	8.5
vs DETROIT	11/24/1	*	24	0-4	.000	0-2	.000	2-2	1.00	0	2	2	3.6	3	0	0	0	0	2	7.2
SMU	11/29/1	*	29	2-5	.400	0-0	.000	0-2	.000	3	1	4	3.7	1	4	2	0	2	4	6.7
TULSA	12/2/17	*	34	5-8	.625	0-0	.000	5-9	.556	1	1	2	3.4	4	1	0	0	1	15	7.9
at Indiana	12-5-17	*	40	3-7	.429	0-0	.000	3-6	.500	0	1	1	3.1	2	4	3	0	1	9	8.0
LA SALLE	12/09/1	*	27	3-6	.500	0-0	.000	1-2	.500	1	2	3	3.1	1	3	3	0	1	7	7.9
at UIC	12/18/1	*	18	1-4	.250	0-1	.000	0-0	.000	1	3	4	3.2	5	3	3	0	0	2	7.3
at Eastern Illinois	12/20/1	*	32	2-5	.400	0-1	.000	3-4	.750	1	2	3	3.2	3	0	3	0	2	7	7.3
OKLAHOMA PANHANDL	12/30/1	*	29	1-4	.250	0-0	.000	2-2	1.00	2	2	4	3.3	0	1	0	0	2	4	7.0
at Louisiana Tech	01/03/1	*	28	2-4	.500	0-0	.000	0-0	.000	0	1	1	3.1	0	0	1	1	0	4	6.8
RICE	1/5/18	25	0-1	.000	0-0	.000	0-0	.000	1	1	2	3.0	2	0	1	1	0	0	0	6.3
OLD DOMINION	1/11/18	28	0-2	.000	0-1	.000	1-2	.500	1	1	2	2.9	1	1	0	0	0	1	5.9	
CHARLOTTE	1/13/18	26	5-8	.625	1-2	.500	0-0	.000	0	1	1	2.8	1	2	3	1	0	0	11	6.3
at Middle Tennessee	01/18/1	22	2-6	.333	0-0	.000	0-0	.000	2	0	2	2.8	0	0	0	0	0	0	4	6.1
at UAB	01/20/1	19	1-9	.111	0-1	.000	0-0	.000	1	1	2	2.7	2	3	0	0	1	2	5.9	
WESTERN KENTUCKY	1/26/18	*	37	5-9	.556	1-1	1.00	0-0	.000	1	2	3	2.7	0	6	1	0	0	11	6.2
UTEP	1/28/18	*	32	1-5	.200	0-0	.000	0-0	.000	1	1	2	2.7	3	7	2	0	1	2	6.0
at UTSA	2/2/18	*	26	0-7	.000	0-0	.000	0-0	.000	1	2	3	2.7	2	1	2	0	2	0	5.7
Totals		15	583	49-131	.374	3-12	.250	18-31	.581	24	33	57	2.7	43	46	30	3	15	119	5.7

Games played: 21  
Minutes/game: 27.8  
Points/game: 5.7  
FG Pct: 37.4  
3FG Pct: 25.0  
FT Pct: 58.1

Rebounds/game: 2.7  
Assists/game: 2.2  
Turnovers/game: 1.4  
Assist/turnover ratio: 1.5  
Steals/game: 0.7  
Blocks/game: 0.1

Season	gp-gs	min/avg	Total		3-Point		F-Throws		Rebounds				Scoring							
			fg-fga	pct	fg-fga	pct	ft-fa	pct	off	def	tot	avg	pf	fo	ast	to	blk	stl	pts	avg
2017-18	21-15	583/27.8	49-131	.374	3-12	.250	18-31	.581	24	33	57	2.7	43	1	46	30	3	15	119	5.7
TOTAL	21-15	583/27.8	49-131	.374	3-12	.250	18-31	.581	24	33	57	2.7	43	1	46	30	3	15	119	5.7

PLAYER PROFILES

33

**LAUREN HOLMES**

5-9, FR. GUARD, FAYETTEVILLE, AR  
FAYETTEVILLE HIGH SCHOOL



**2017-18 SEASON HIGHS**

PTS: 20 (vs. MACU, 11/10/17)  
REBS: 13 (vs. OPSU, 12/30/17)  
ASTS: 2 (2x, last at OPSU, 12/30/17)  
STLS: 6 (vs. Rice, 1/5/18)  
3FGs: 4 (vs. MACU, 11/17/17)

**UNT CAREER HIGHS**

PTS: 20 (vs. MACU, 11/10/17)  
REBS: 13 (vs. OPSU, 12/30/17)  
ASTS: 2 (2x, last at OPSU, 12/30/17)  
STLS: 6 (vs. Rice, 1/5/18)

**BIO BLAST**

- Named C-USA Freshman of Week twice
- Has five siblings
- Enjoys kid movies
- Wants to be an anesthesiologist when she grows up
- Claims track and field is her best sport but hates running
- Nickname: "Lo"
- Decided to try volleyball as a senior in high school and led her team to a Arkansas state championship
- Enjoys volunteering and visiting animal shelters in her free time,



Opponent	Date	gs	min	Total		3-Pointers		Free throws		Rebounds				pts	avg						
				fg-fga	pct	3fg-fga	pct	ft-fa	pct	off	def	tot	avg								
MACU	11/10/1	*	33	6-15	.400	4-10	.400	4-4	1.00	5	7	12	12.0	2	1	1	0	3	20	20.0	
TEXAS A&M INTERNATI	11/14/1	*	29	4-8	.500	0-3	.000	0-0	.000	3	2	5	8.5	2	1	2	0	4	8	14.0	
K-STATE	11/19/1	*	25	3-9	.333	2-7	.286	0-0	.000	1	6	7	8.0	4	0	1	1	2	8	12.0	
vs COASTAL CAROLIN	11/23/1	*	19	1-6	.167	0-2	.000	0-0	.000	4	2	6	7.5	3	0	2	1	1	2	9.5	
vs DETROIT	11/24/1	*	34	7-14	.500	3-7	.429	2-2	1.00	2	2	4	6.8	2	1	1	0	3	19	11.4	
SMU	11/29/1	*	37	1-13	.077	1-9	.111	0-0	.000	0	0	0	5.7	1	1	0	1	1	3	10.0	
TULSA	12/2/17	*	30	4-18	.222	3-12	.250	0-0	.000	3	4	7	5.9	1	0	1	2	2	11	10.1	
at Indiana	12-5-17	*	24	4-8	.500	1-3	.333	2-3	.667	1	0	1	5.3	3	0	1	0	3	11	10.3	
LA SALLE	12/09/1	*	30	6-14	.429	3-7	.429	2-2	1.00	3	2	5	5.2	1	1	0	0	5	17	11.0	
at UIC	12/18/1	*	34	4-7	.571	1-3	.333	4-4	1.00	2	1	3	5.0	3	2	1	1	1	13	11.2	
at Eastern Illinois	12/20/1	dnp	-	-	-	-	-	-	-	-	-	-	-	-	-	-	-	-	-	-	
OKLAHOMA PANHANDL	12/30/1	*	30	8-18	.444	2-7	.286	1-1	1.00	8	5	13	5.7	3	2	0	2	5	19	11.9	
at Louisiana Tech	01/03/1	*	36	1-15	.067	1-7	.143	2-2	1.00	3	1	4	5.6	4	1	0	1	3	5	11.3	
RICE	1/5/18	*	34	4-16	.250	3-10	.300	0-0	.000	2	2	4	5.5	3	0	0	0	6	11	11.3	
OLD DOMINION	1/11/18	*	24	3-7	.429	2-4	.500	0-0	.000	1	2	3	5.3	2	0	3	1	0	8	11.1	
CHARLOTTE	1/13/18	*	20	2-6	.333	2-5	.400	0-0	.000	1	1	2	5.1	3	0	2	1	0	6	10.7	
at Middle Tennessee	01/18/1	*	22	4-11	.364	0-5	.000	1-2	.500	2	1	3	4.9	3	0	1	0	3	9	10.6	
at UAB	01/20/1	*	31	2-7	.286	0-3	.000	0-0	.000	2	3	5	4.9	1	0	0	1	1	4	10.2	
WESTERN KENTUCKY	1/26/18	dnp	-	-	-	-	-	-	-	-	-	-	-	-	-	-	-	-	-	-	
UTEP	1/28/18		19	0-6	.000	0-4	.000	0-0	.000	2	2	4	4.9	2	0	2	1	1	0	9.7	
at UTSA	2/2/18		17	0-4	.000	0-1	.000	1-2	.500	1	2	3	4.8	3	1	1	0	1	1	9.2	
Totals			17	528	64-202	.317	28-109	.257	19-22	.864	46	45	91	4.8	46	11	19	13	45	175	9.2

Games played: 19  
Minutes/game: 27.8  
Points/game: 9.2  
FG Pct: 31.7  
3FG Pct: 25.7  
FT Pct: 86.4

Rebounds/game: 4.8  
Assists/game: 0.6  
Turnovers/game: 1.0  
Assist/turnover ratio: 0.6  
Steals/game: 2.4  
Blocks/game: 0.7

Season	gp-gs	min/avg	Total		3-Point		F-Throws		Rebounds				Scoring							
			fg-fga	pct	fg-fga	pct	ft-fa	pct	off	def	tot	avg	pf	fo	ast	to	blk	stl	pts	avg
2017-18	19-17	528/27.8	64-202	.317	28-109	.257	19-22	.864	46	45	91	4.8	46	0	11	19	13	45	175	9.2
TOTAL	19-17	528/27.8	64-202	.317	28-109	.257	19-22	.864	46	45	91	4.8	46	0	11	19	13	45	175	9.2



## 2017-18 Team Leaders

<b>Points</b>	<b>G</b>	<b>Pts</b>	<b>Pts/G</b>
BRADLEY, Terriell	21	383	18.2
HOLMES, Lauren	19	175	9.2
BUCKNER, Micayla	21	160	7.6
MIMS, Trena	21	119	5.7
GOODHART, Grace	21	113	5.4
SMITH, Brittany	19	111	5.8
HENDERSON, Adrianna	20	78	3.9
TERRELL, Deja	21	77	3.7
POLAND, Jada	21	47	2.2
SHILLOW, Orianna	9	2	0.2

<b>FG Percentage</b>	<b>FG</b>	<b>Att</b>	<b>Pct</b>
BUCKNER, Micayla	73	146	.500
TERRELL, Deja	29	68	.426
BRADLEY, Terriell	120	297	.404
HENDERSON, Adrianna	26	68	.382
POLAND, Jada	16	42	.381
MIMS, Trena	49	131	.374
SMITH, Brittany	37	104	.356
GOODHART, Grace	40	121	.331
HOLMES, Lauren	64	202	.317
SHILLOW, Orianna	0	14	.000

<b>3-Point Percentage</b>	<b>3FG</b>	<b>Att</b>	<b>Pct</b>
BRADLEY, Terriell	33	85	.388
SMITH, Brittany	10	28	.357
HENDERSON, Adrianna	8	25	.320
GOODHART, Grace	21	75	.280
HOLMES, Lauren	28	109	.257
MIMS, Trena	3	12	.250
POLAND, Jada	1	4	.250
TERRELL, Deja	1	11	.091
SHILLOW, Orianna	0	14	.000
BUCKNER, Micayla	0	6	.000

<b>Free Throw Percent</b>	<b>FG</b>	<b>Att</b>	<b>Pct</b>
SHILLOW, Orianna	2	2	1.000
HOLMES, Lauren	19	22	.864
BRADLEY, Terriell	110	134	.821
HENDERSON, Adrianna	18	24	.750
GOODHART, Grace	12	18	.667
SMITH, Brittany	27	46	.587
MIMS, Trena	18	31	.581
TERRELL, Deja	18	38	.474
POLAND, Jada	14	30	.467
BUCKNER, Micayla	14	40	.350

<b>Scoring Average</b>	<b>G</b>	<b>Pts</b>	<b>Avg/G</b>
BRADLEY, Terriell	21	383	18.2
HOLMES, Lauren	19	175	9.2
BUCKNER, Micayla	21	160	7.6
SMITH, Brittany	19	111	5.8
MIMS, Trena	21	119	5.7
GOODHART, Grace	21	113	5.4
HENDERSON, Adrianna	20	78	3.9
TERRELL, Deja	21	77	3.7
POLAND, Jada	21	47	2.2
SHILLOW, Orianna	9	2	0.2

<b>Field Goal Attempts</b>	<b>G</b>	<b>Att</b>	<b>Att/G</b>
BRADLEY, Terriell	21	297	14.1
HOLMES, Lauren	19	202	10.6
BUCKNER, Micayla	21	146	7.0
MIMS, Trena	21	131	6.2
GOODHART, Grace	21	121	5.8

<b>Field Goals Made</b>	<b>G</b>	<b>Made</b>	<b>Made/G</b>
BRADLEY, Terriell	21	120	5.7
BUCKNER, Micayla	21	73	3.5
HOLMES, Lauren	19	64	3.4
MIMS, Trena	21	49	2.3
GOODHART, Grace	21	40	1.9

<b>3-Point FG Attempts</b>	<b>G</b>	<b>Att</b>	<b>Att/G</b>
HOLMES, Lauren	19	109	5.7
BRADLEY, Terriell	21	85	4.0
GOODHART, Grace	21	75	3.6
SMITH, Brittany	19	28	1.5
HENDERSON, Adrianna	20	25	1.3

<b>3-Point FG Made</b>	<b>G</b>	<b>Made</b>	<b>Made/G</b>
BRADLEY, Terriell	21	33	1.6
HOLMES, Lauren	19	28	1.5
GOODHART, Grace	21	21	1.0
SMITH, Brittany	19	10	0.5
HENDERSON, Adrianna	20	8	0.4

<b>Free Throw Attempt</b>	<b>G</b>	<b>Att</b>	<b>Att/G</b>
BRADLEY, Terriell	21	134	6.4
SMITH, Brittany	19	46	2.4
BUCKNER, Micayla	21	40	1.9
TERRELL, Deja	21	38	1.8
MIMS, Trena	21	31	1.5

<b>Free Throws Made</b>	<b>G</b>	<b>Made</b>	<b>Made/G</b>
BRADLEY, Terriell	21	110	5.2
SMITH, Brittany	19	27	1.4
HOLMES, Lauren	19	19	1.0
MIMS, Trena	21	18	0.9
HENDERSON, Adrianna	20	18	0.9
TERRELL, Deja	21	18	0.9

## 2017-18 Player Game Highs

Points	29	BRADLEY, Terriell vs Western Kentucky (1/26/18)
	27	BRADLEY, Terriell at UIC (12/18/17)
	23	BRADLEY, Terriell vs Old Dominion (1/11/18)
	23	BRADLEY, Terriell at Louisiana Tech (01/03/18)
	23	BRADLEY, Terriell vs Tulsa (12/2/17)
Field Goals Made	9	BRADLEY, Terriell at Indiana (12-5-17)
	9	BUCKNER, Micayla vs Texas A&M International (11/14/17)
Field Goal Att.	24	BRADLEY, Terriell at Indiana (12-5-17)
	20	BRADLEY, Terriell at Louisiana Tech (01/03/18)
FG Pct (min 5 made)	.857 (6-7)	TERRELL, Deja vs Rice (1/5/18)
	.818 (9-11)	BUCKNER, Micayla vs Texas A&M International (11/14/17)
3-Point FG Made	4	BRADLEY, Terriell vs Western Kentucky (1/26/18)
	4	GOODHART, Grace vs Charlotte (1/13/18)
	4	BRADLEY, Terriell vs Old Dominion (1/11/18)
	4	BRADLEY, Terriell at UIC (12/18/17)
	4	HOLMES, Lauren vs MACU (11/10/17)
3-Point FG Att.	12	HOLMES, Lauren vs Tulsa (12/2/17)
	10	HOLMES, Lauren vs Rice (1/5/18)
	10	HOLMES, Lauren vs MACU (11/10/17)
3-Pt FG Pct (min 2 made)	1.000 (2-2)	BRADLEY, Terriell vs COASTAL CAROLINA (11/23/17)
	1.000 (2-2)	BRADLEY, Terriell vs K-State (11/19/17)
	1.000 (2-2)	SMITH, Brittany vs MACU (11/10/17)
Free Throws Made	13	BRADLEY, Terriell vs Western Kentucky (1/26/18)
	10	BRADLEY, Terriell vs DETROIT (11/24/17)
Free Throw Att.	15	BRADLEY, Terriell vs Western Kentucky (1/26/18)
	11	BRADLEY, Terriell vs DETROIT (11/24/17)
FT Pct (min 3 made)	1.000 (5-5)	GOODHART, Grace at Eastern Illinois (12/20/17)
	1.000 (5-5)	BRADLEY, Terriell vs SMU (11/29/17)
	1.000 (4-4)	HOLMES, Lauren at UIC (12/18/17)
	1.000 (4-4)	HENDERSON, Adrianna vs La Salle (12/09/17)
	1.000 (4-4)	SMITH, Brittany vs La Salle (12/09/17)
	1.000 (4-4)	BRADLEY, Terriell at Indiana (12-5-17)
Rebounds	13	HOLMES, Lauren vs Oklahoma Panhandle St. Univ. (12/30/17)
	12	BUCKNER, Micayla at Louisiana Tech (01/03/18)
	12	HOLMES, Lauren vs MACU (11/10/17)
Assists	7	MIMS, Trena vs UTEP (1/28/18)
	7	SMITH, Brittany vs Charlotte (1/13/18)
	7	SMITH, Brittany at Louisiana Tech (01/03/18)
Steals	6	HOLMES, Lauren vs Rice (1/5/18)
	5	HOLMES, Lauren vs Oklahoma Panhandle St. Univ. (12/30/17)
	5	BRADLEY, Terriell at Eastern Illinois (12/20/17)
	5	HOLMES, Lauren vs La Salle (12/09/17)
	5	GOODHART, Grace vs COASTAL CAROLINA (11/23/17)
Blocked Shots	4	BUCKNER, Micayla vs Oklahoma Panhandle St. Univ. (12/30/17)
	4	BUCKNER, Micayla at UIC (12/18/17)
	4	BUCKNER, Micayla vs K-State (11/19/17)
Turnovers	6	BRADLEY, Terriell at UAB (01/20/18)
	6	BRADLEY, Terriell at Indiana (12-5-17)
Fouls	5	POLAND, Jada at UTSA (2/2/18)
	5	TERRELL, Deja vs UTEP (1/28/18)
	5	BUCKNER, Micayla at Middle Tennessee (01/18/18)
	5	BUCKNER, Micayla vs Oklahoma Panhandle St. Univ. (12/30/17)

## 2017-18 Team Highs

POINTS	86	MACU (11/10/17)
	73	CHARLOTTE (1/13/18)
	70	LA SALLE (12/09/17)
	67	at UIC (12/18/17)
	66	TULSA (12/2/17)
FIELD GOALS MADE	34	MACU (11/10/17)
	27	CHARLOTTE (1/13/18)
	27	TEXAS A&M INTERNATIONAL (11/14/17)
FIELD GOAL ATTEMPTS	72	MACU (11/10/17)
	67	OKLAHOMA PANHANDLE ST. UNIV. (12/30/17)
FIELD GOAL PERCENTAG	.529 (27-51)	CHARLOTTE (1/13/18)
	.472 (34-72)	MACU (11/10/17)
3 PT FIELD GOALS MADE	10	CHARLOTTE (1/13/18)
	10	OLD DOMINION (1/11/18)
3 PT FG ATTEMPTS	29	MACU (11/10/17)
	28	OLD DOMINION (1/11/18)
3 PT FG PERCENTAGE	.556 (10-18)	CHARLOTTE (1/13/18)
	.500 (5-10)	WESTERN KENTUCKY (1/26/18)
FREE THROWS MADE	22	at Eastern Illinois (12/20/17)
	19	vs DETROIT (11/24/17)
FREE THROW ATTEMPTS	30	at Eastern Illinois (12/20/17)
	26	at UTSA (2/2/18)
FREE THROW PERCENTA	.842 (16-19)	WESTERN KENTUCKY (1/26/18)
	.792 (19-24)	vs DETROIT (11/24/17)
REBOUNDS	48	MACU (11/10/17)
	42	TULSA (12/2/17)
	41	OKLAHOMA PANHANDLE ST. UNIV. (12/30/17)
ASSISTS	20	CHARLOTTE (1/13/18)
	20	at UIC (12/18/17)
STEALS	17	TEXAS A&M INTERNATIONAL (11/14/17)
	15	OKLAHOMA PANHANDLE ST. UNIV. (12/30/17)
	15	LA SALLE (12/09/17)
BLOCKED SHOTS	7	OKLAHOMA PANHANDLE ST. UNIV. (12/30/17)
	6	at Louisiana Tech (01/03/18)
	6	at UIC (12/18/17)
	6	K-STATE (11/19/17)
TURNOVERS	22	at Eastern Illinois (12/20/17)
	21	WESTERN KENTUCKY (1/26/18)
FOULS	28	at UTSA (2/2/18)
	27	vs DETROIT (11/24/17)

## 2017-18 Starters

<b>GAME</b>	<b>1</b>	<b>2</b>	<b>3</b>	<b>4</b>	<b>5</b>	<b>RESULT</b>
vs. TWU (exhibition)	Smith	Goodhart	Holmes	Bradley	Buckner	W, 69-66
vs. MACU	Smith	Goodhart	Holmes	Bradley	Buckner	W, 86-52
vs. Texas A&M Int'l	Mims	Goodhart	Holmes	Bradley	Buckner	W, 64-38
vs. K-State	Mims	Goodhart	Holmes	Bradley	Buckner	L, 55-54
vs. Coastal Carolina	Mims	Goodhart	Holmes	Bradley	Buckner	W, 50-34
vs. Detroit Mercy	Mims	Goodhart	Holmes	Bradley	Buckner	W, 63-57
vs. SMU	Smith	Mims	Holmes	Bradley	Buckner	W, 47-40
vs. Tulsa	Smith	Mims	Holmes	Bradley	Buckner	W, 66-43
at Indiana	Smith	Mims	Holmes	Bradley	Buckner	L, 68-63
vs. La Salle	Smith	Mims	Holmes	Bradley	Buckner	W, 70-44
at UIC	Smith	Mims	Holmes	Bradley	Buckner	L, 70-67
at Eastern Illinois	Smith	Mims	Goodhart	Bradley	Buckner	W, 63-61 (ot)
vs. Okla. Panhandle St. Univ.	Smith	Mims	Holmes	Bradley	Buckner	W, 63-41
at LA Tech	Smith	Mims	Holmes	Bradley	Buckner	L, 61-53
vs. Rice	Smith	Goodhart	Holmes	Bradley	Buckner	L, 50-49
vs. Old Dominion	Smith	Goodhart	Holmes	Bradley	Buckner	W, 64-46
vs. Charlotte	Smith	Goodhart	Holmes	Bradley	Buckner	W, 73-68
at Middle Tennessee	Smith	Goodhart	Holmes	Bradley	Buckner	L, 56-48
at UAB	Smith	Goodhart	Holmes	Bradley	Buckner	L, 68-52
vs. WKU	Smith	Mims	Bradley	Poland	Buckner	L, 79-65
vs. UTEP	Smith	Mims	Bradley	Poland	Buckner	L, 50-48
at UTSA	Smith	Mims	Bradley	Poland	Buckner	L, 70-58

## STARTING 5 STATS

<b>1</b>	<b>2</b>	<b>3</b>	<b>4</b>	<b>5</b>	<b>NUMBER STARTS</b>	<b>UNT PPG</b>	<b>OPP. PPG</b>	<b>W/L RECORD</b>
Smith	Mims	Holmes	Bradley	Buckner	7	61.3	52.4	4-3
Smith	Goodhart	Holmes	Bradley	Buckner	6	61.8	56.7	3-3
Mims	Goodhart	Holmes	Bradley	Buckner	4	57.8	46.0	3-1
Smith	Mims	Bradley	Poland	Buckner	3	56.8	67.2	0-3
Smith	Mims	Goodhart	Bradley	Buckner	1	63	61	1-0



## 2017-18 C-USA STATS

#	Player	gp-gs	min	avg	Total		3-Point		F-Throw		Rebounds				pf	dq	a	to	blk	stl	pts	avg		
					fg-fga	fg%	3fg-fga	3fg%	ft-fa	ft%	off	def	tot	avg										
23	BRADLEY, Terriell	9-9	327	36.3	49-131	.374	20-45	.444	64-79	.810	19	37	56	6.2	22	0	15	24	6	14	182	20.2		
34	BUCKNER, Micayla	9-9	221	24.6	28-59	.475	0-2	.000	7-16	.438	20	24	44	4.9	30	1	2	19	7	6	63	7.0		
03	SMITH, Brittany	9-9	274	30.4	18-53	.340	4-12	.333	11-22	.500	5	22	27	3.0	22	0	33	20	1	8	51	5.7		
33	HOLMES, Lauren	8-6	203	25.4	16-72	.222	8-39	.205	4-6	.667	14	14	28	3.5	21	0	2	9	5	15	44	5.5		
02	GOODHART, Grace	9-5	176	19.6	15-46	.326	9-28	.321	5-10	.500	1	11	12	1.3	16	0	13	12	0	6	44	4.9		
10	HENDERSON, Adriann	9-0	105	11.7	14-34	.412	4-14	.286	8-11	.727	5	8	13	1.4	13	0	3	12	0	4	40	4.4		
24	MIMS, Trena	9-4	243	27.0	16-51	.314	2-5	.400	1-2	.500	8	10	18	2.0	11	0	20	10	3	4	35	3.9		
21	TERRELL, Deja	9-0	110	12.2	10-21	.476	0-3	.000	6-12	.500	10	9	19	2.1	25	1	1	9	9	5	26	2.9		
12	POLAND, Jada	9-3	139	15.4	8-15	.533	1-2	.500	7-16	.438	10	23	33	3.7	20	1	2	7	3	5	24	2.7		
13	SHILLOW, Orianna	1-0	2	2.0	0-0	.000	0-0	.000	0-0	.000	0	0	0	0.0	0	0	0	0	0	0	0	0.0		
Team											18	24	42											
Total.....		9	1800		174-482	.361	48-150	.320	113-174	.649	110	182	292	32.4	180	3	91	124	34	67	509	56.6		
Opponents.....		9	1800		183-435	.421	50-130	.385	132-182	.725	96	225	321	35.7	172	3	101	158	24	61	548	60.9		

**TEAM STATISTICS**

	NT	OPP
SCORING	509	548
Points per game	56.6	60.9
Scoring margin	-4.3	-
FIELD GOALS-ATT	174-482	183-435
Field goal pct	.361	.421
3 POINT FG-ATT	48-150	50-130
3-point FG pct	.320	.385
3-pt FG made per game	5.3	5.6
FREE THROWS-ATT	113-174	132-182
Free throw pct	.649	.725
F-Throws made per game	12.6	14.7
REBOUNDS	292	321
Rebounds per game	32.4	35.7
Rebounding margin	-3.2	-
ASSISTS	91	101
Assists per game	10.1	11.2
TURNOVERS	124	158
Turnovers per game	13.8	17.6
Turnover margin	+3.8	-
Assist/turnover ratio	0.7	0.6
STEALS	67	61
Steals per game	7.4	6.8
BLOCKS	34	24
Blocks per game	3.8	2.7
ATTENDANCE	5318	5953
Home games-Avg/Game	5-1064	4-1488
Neutral site-Avg/Game	-	0-0

Date	Opponent	Score	Att.
* 01/03/18	at Louisiana Tech	L 53-61	1749
* 1/5/18	RICE	L 49-50	1211
* 1/11/18	OLD DOMINION	W 63-46	1028
* 1/13/18	CHARLOTTE	W 73-68	643
* 01/18/18	at Middle Tennessee	L 48-56	3230
* 01/20/18	at UAB	L 52-68	369
* 1/26/18	WESTERN KENTUCKY	L 65-79	1134
* 1/28/18	UTEP	L 48-50	1302
* 2/2/18	at UTSA	L 58-70	605

\* = Conference game

Score by Periods	1st	2nd	3rd	4th	Totals
North Texas	110	124	135	140	509
Opponents	140	136	150	122	548

## 2017-18 SEASON STATS

#	Player	gp-gs	min	avg	Total		3-Point		F-Throw		Rebounds						pts	avg				
					fg-fga	fg%	3fg-fga	3fg%	ft-fa	ft%	off	def	tot	avg	pf	dq			a	to	blk	stl
23	BRADLEY, Terriell	21-21	728	34.7	120-297	.404	33-85	.388	110-134	.821	41	81	122	5.8	54	1	46	56	8	37	383	18.2
33	HOLMES, Lauren	19-17	528	27.8	64-202	.317	28-109	.257	19-22	.864	46	45	91	4.8	46	0	11	19	13	45	175	9.2
34	BUCKNER, Micayla	21-21	523	24.9	73-146	.500	0-6	.000	14-40	.350	44	79	123	5.9	68	3	5	42	26	17	160	7.6
24	MIMS, Trena	21-15	583	27.8	49-131	.374	3-12	.250	18-31	.581	24	33	57	2.7	43	1	46	30	3	15	119	5.7
02	GOODHART, Grace	21-11	451	21.5	40-121	.331	21-75	.280	12-18	.667	2	32	34	1.6	36	0	29	29	2	21	113	5.4
03	SMITH, Brittany	19-17	553	29.1	37-104	.356	10-28	.357	27-46	.587	12	44	56	2.9	50	2	62	46	3	20	111	5.8
10	HENDERSON, Adriann	20-0	251	12.6	26-68	.382	8-25	.320	18-24	.750	15	20	35	1.8	30	1	7	25	1	12	78	3.9
21	TERRELL, Deja	21-0	257	12.2	29-68	.426	1-11	.091	18-38	.474	34	26	60	2.9	50	1	4	20	16	11	77	3.7
12	POLAND, Jada	21-3	301	14.3	16-42	.381	1-4	.250	14-30	.467	21	54	75	3.6	46	1	6	18	8	12	47	2.2
13	SHILLOW, Orianna	9-0	50	5.6	0-14	.000	0-14	.000	2-2	1.000	0	1	1	0.1	3	0	1	0	0	1	2	0.2
Team											39	47	86				6					
Total.....		21	4225		454-1193	.381	105-369	.285	252-385	.655	278	462	740	35.2	426	10	217	291	80	191	1265	60.2
Opponents.....		21	4225		387-1009	.384	103-311	.331	274-406	.675	233	522	755	36.0	391	8	210	416	58	136	1151	54.8

**TEAM STATISTICS**

	NT	OPP
SCORING	1265	1151
Points per game	60.2	54.8
Scoring margin	+5.4	-
FIELD GOALS-ATT	454-1193	387-1009
Field goal pct	.381	.384
3 POINT FG-ATT	105-369	103-311
3-point FG pct	.285	.331
3-pt FG made per game	5.0	4.9
FREE THROWS-ATT	252-385	274-406
Free throw pct	.655	.675
F-Throws made per game	12.0	13.0
REBOUNDS	740	755
Rebounds per game	35.2	36.0
Rebounding margin	-0.7	-
ASSISTS	217	210
Assists per game	10.3	10.0
TURNOVERS	291	416
Turnovers per game	13.9	19.8
Turnover margin	+6.0	-
Assist/turnover ratio	0.7	0.5
STEALS	191	136
Steals per game	9.1	6.5
BLOCKS	80	58
Blocks per game	3.8	2.8
ATTENDANCE	14121	8967
Home games-Avg/Game	12-1177	7-1256
Neutral site-Avg/Game	-	2-88

Date	Opponent	Score	Att.
11/10/17	MACU	W 86-52	1007
11/14/17	TEXAS A&M INTERNATIONAL	W 64-38	807
11/19/17	K-STATE	L 54-55	1172
11/23/17	vs COASTAL CAROLINA	W 50-34	0
11/24/17	vs DETROIT	W 63-57	175
11/29/17	SMU	W 47-40	3243
12/2/17	TULSA	W 66-43	1181
12-5-17	at Indiana	L 63-68	2303
12/09/17	LA SALLE	W 70-44	996
12/18/17	at UIC	L 67-70	249
12/20/17	at Eastern Illinois	Wot 63-61	287
12/30/17	OKLAHOMA PANHANDLE ST. UNI	W 63-41	397
* 01/03/18	at Louisiana Tech	L 53-61	1749
* 1/5/18	RICE	L 49-50	1211
* 1/11/18	OLD DOMINION	W 63-46	1028
* 1/13/18	CHARLOTTE	W 73-68	643
* 01/18/18	at Middle Tennessee	L 48-56	3230
* 01/20/18	at UAB	L 52-68	369
* 1/26/18	WESTERN KENTUCKY	L 65-79	1134
* 1/28/18	UTEP	L 48-50	1302
* 2/2/18	at UTSA	L 58-70	605

\* = Conference game

Score by Periods	1st	2nd	3rd	4th	OT	Totals
North Texas	303	309	314	331	8	1265
Opponents	290	292	278	285	6	1151