

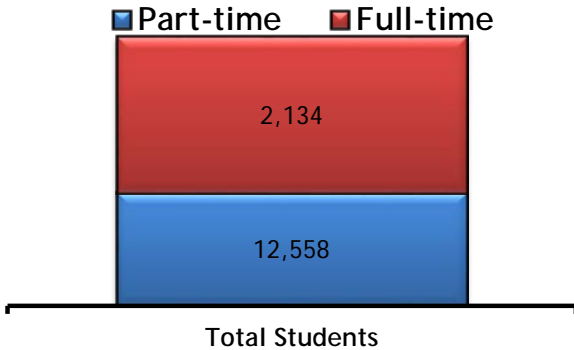


DIVISION OF STUDENT AFFAIRS Recreational Sports, Summer 2016

The purpose of the **Recreational Sports Department** at UNT is the provision of programs, services, and facilities, which support the recreational and fitness needs of the university community (students, faculty, staff and their families and guests) and support the educational goals of the University of North Texas. The goal is to provide a positive environment to assist those individuals in exploring and learning about recreation and fitness activities, in order to enhance a better quality of life and to become active members of the community. The activities are provided through intramural sports, informal recreation, group exercise, sport clubs, fitness, faculty/staff fitness, special events, outdoor pursuits and aquatics. *The Pohl Recreation Center is a NIRSA Outstanding Sports Facility.*

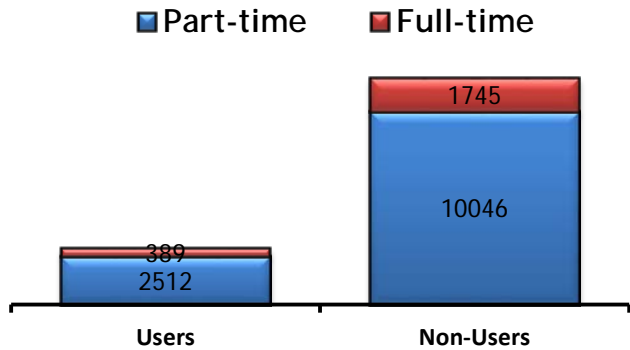
UNT Student Characteristics (Summer 2016)

TOTAL NUMBER OF STUDENTS 14,692

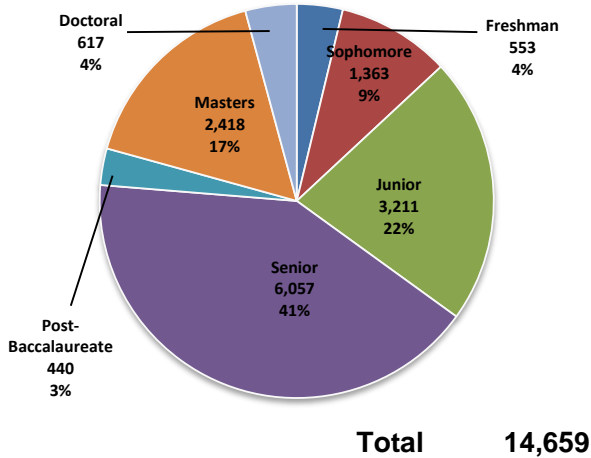


Recreational Sports User Characteristics (Summer 2016)

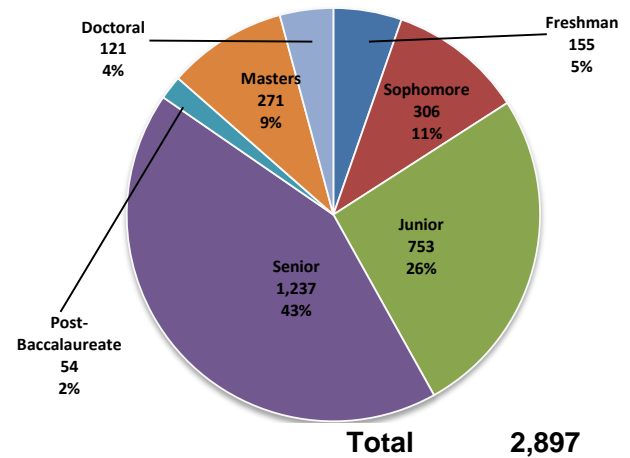
TOTAL NUMBER OF STUDENT USERS 2,901



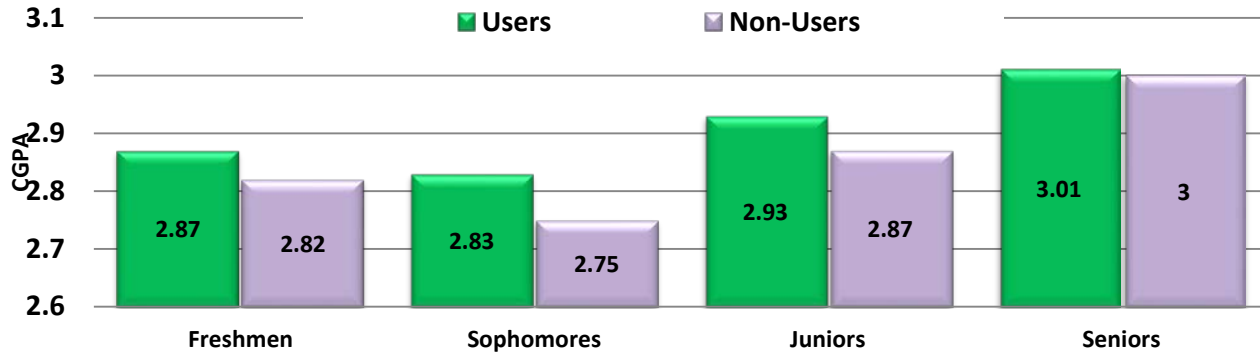
UNT Undergraduate Profile

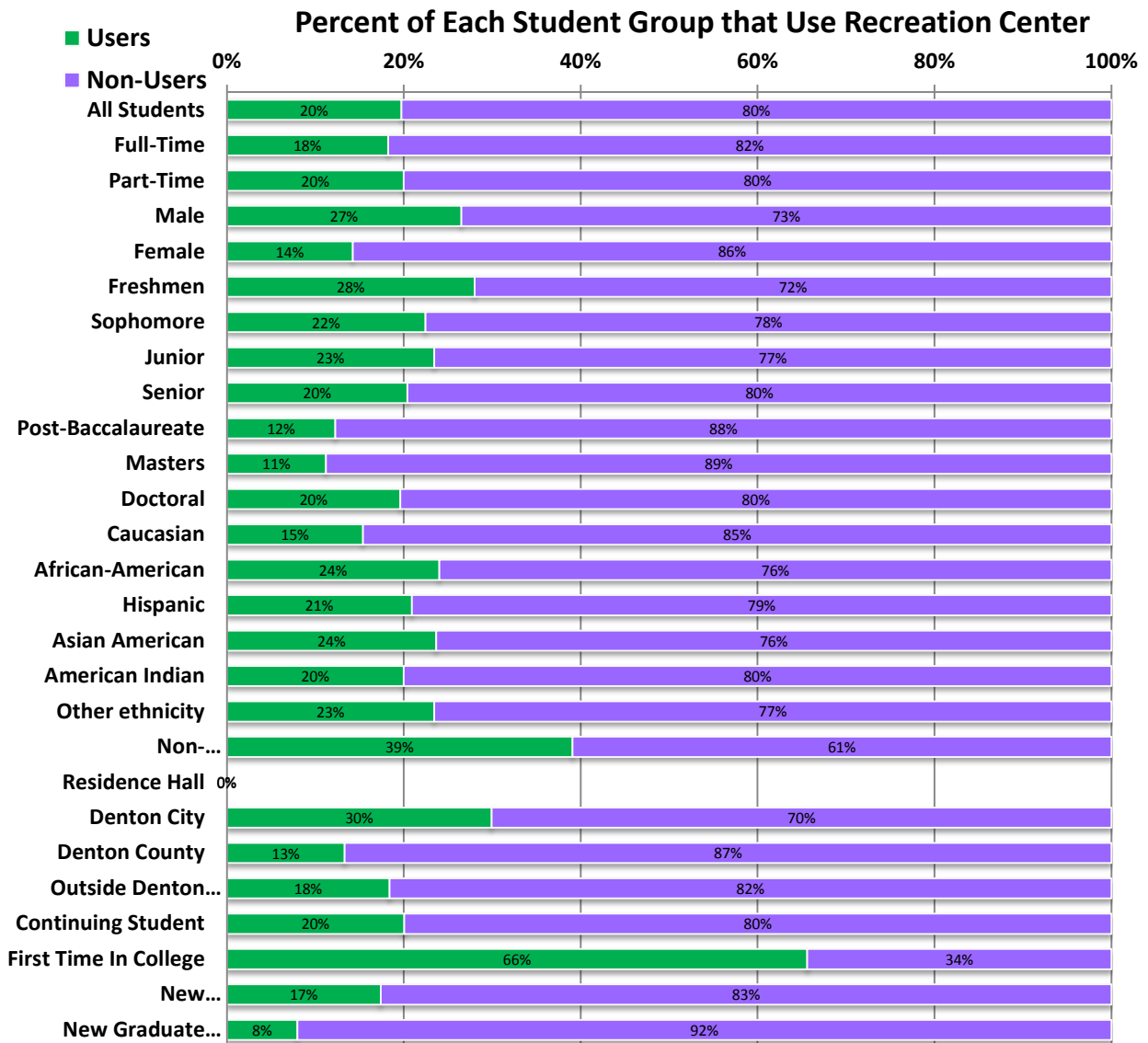


Recreation Center User Profile By Class



CGPA of Recreation Center Users vs. Non-Users





UNT STUDENT PROFILE

Total		14,692
Gender		
Male	6,591	45%
Female	8,101	55%
Classification		
Freshmen	553	4%
Sophomore	1,363	9%
Junior	3,211	22%
Senior	6,057	41%
Undergraduate	11,184	76%
Post-Baccalaureate	440	3%
Masters	2,418	16%
Doctoral	617	4%
Graduate	3,475	24%

RECREATIONAL SPORTS STUDENT USER PROFILE

Total		2,901
Gender		
Male	1,747	60%
Female	1,154	40%
Classification		
Freshmen	155	5%
Sophomore	306	11%
Junior	753	26%
Senior	1,237	43%
Undergraduate	2,451	84%
Post-Baccalaureate	54	2%
Masters	271	9%
Doctoral	121	4%
Graduate	446	15%

UNT STUDENT PROFILE**Admit Status**

Continuing Student	13,634	93%
First Time In College	96	1%
New Undergraduate Transfer	276	2%
New Graduate Student	526	4%
Transient Student	160	1%

Race/Ethnicity

Caucasian	7,680	52%
African-American	1,968	13%
Hispanic	2,821	19%
Asian American	917	6%
American Indian	260	2%
Other	145	1%
Non-Resident	901	6%

Residence

Residence Hall	0	0%
Denton City	2,712	18%
Denton County	2,244	15%
Outside Denton County	9,736	66%

RECREATIONAL SPORTS STUDENT USER PROFILE**Admit Status**

Continuing Student	2,734	94%
First Time In College	63	2%
New Undergraduate Transfer	48	2%
New Graduate Student	42	1%
Transient Student	14	0%

Race/Ethnicity

Caucasian	1,183	41%
African-American	473	16%
Hispanic	590	20%
Asian American	217	7%
American Indian	52	2%
Other	34	1%
Non-Resident	352	12%

Residence

Residence Hall	0	0%
Denton City	812	28%
Denton County	299	10%
Outside Denton County	1,790	62%

20% of all UNT students use the Rec Center.

18% of all full-time UNT students use the Rec Center.

20% of all part-time UNT students use the Rec Center.

Gender

27% of all male UNT students use the Rec Center.

14% of all female UNT students use the Rec Center.

Classification

28% of all UNT Freshmen students use the Rec Center.

22% of all UNT Sophomore students use the Rec Center.

23% of all UNT Junior students use the Rec Center.

20% of all UNT Senior students use the Rec Center.

12% of all UNT Post-Baccalaureate students use the Rec Center.

11% of all UNT Masters students use the Rec Center.

20% of all UNT Doctoral students use the Rec Center.

Admit Status

20% of all UNT continuing students use the Rec Center.

66% of all UNT first-time-in-college students use the Rec Center.

17% of all UNT new undergraduate transfer students use the Rec Center.

8% of all UNT new graduate students use the Rec Center.

Race/Ethnicity

15% of all Caucasian UNT students use the Rec Center.

24% of all African-American UNT students use the Rec Center.

21% of all Hispanic UNT students use the Rec Center.

24% of all Asian American UNT students use the Rec Center.

20% of all American Indian UNT students use the Rec Center.

23% of all Other UNT students use the Rec Center.

39% of all Non-Resident UNT students use the Rec Center.

Residence

of all UNT students who live in Residence Halls use the Rec Center.

30% of all UNT students who live in the City of Denton use the Rec Center.

13% of all UNT students who live in Denton County use the Rec Center.

18% of all UNT students who live outside Denton County use the Rec Center.