



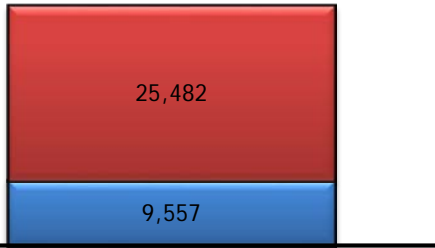
DIVISION OF STUDENT AFFAIRS Recreational Sports, Spring 2016

The purpose of the **Recreational Sports Department** at UNT is the provision of programs, services, and facilities, which support the recreational and fitness needs of the university community (students, faculty, staff and their families and guests) and support the educational goals of the University of North Texas. The goal is to provide a positive environment to assist those individuals in exploring and learning about recreation and fitness activities, in order to enhance a better quality of life and to become active members of the community. The activities are provided through intramural sports, informal recreation, group exercise, sport clubs, fitness, faculty/staff fitness, special events, outdoor pursuits and aquatics. *The Pohl Recreation Center is a NIRSA Outstanding Sports Facility.*

UNT Student Characteristics (Spring 2016)

TOTAL NUMBER OF STUDENTS 35,039

■ Part-time ■ Full-time

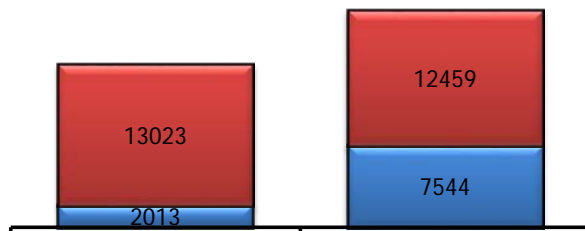


Total Students

Recreational Sports User Characteristics (Spring 2016)

TOTAL NUMBER OF STUDENT USERS 15,036

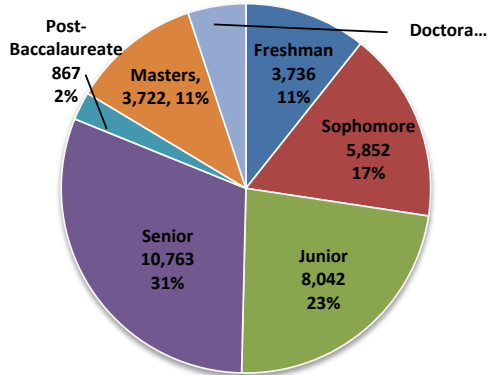
■ Part-time ■ Full-time



Users

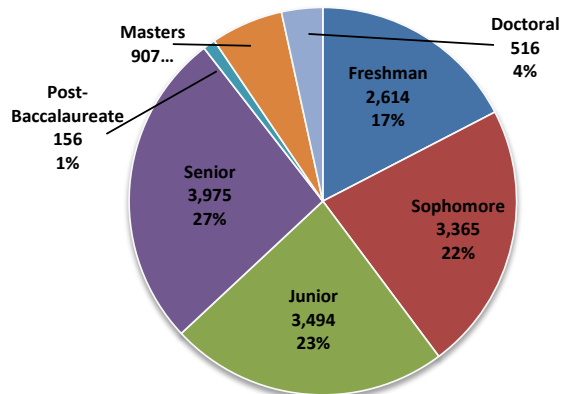
Non-Users

UNT Undergraduate Profile



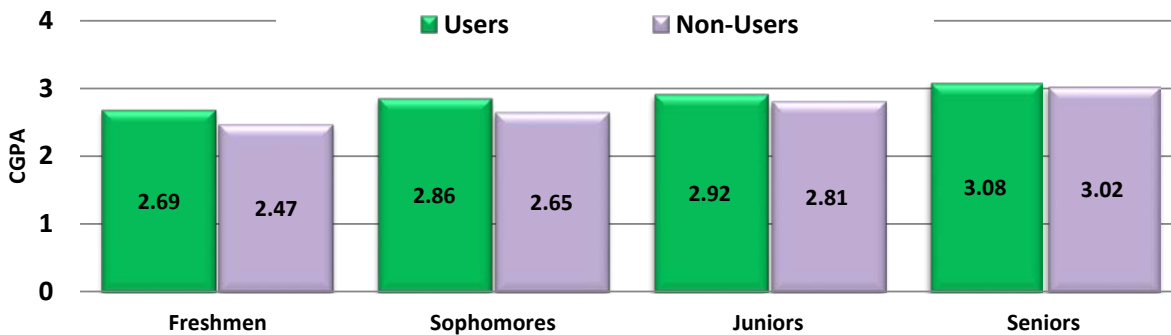
Total 34,998

Recreation Center User Profile By Class

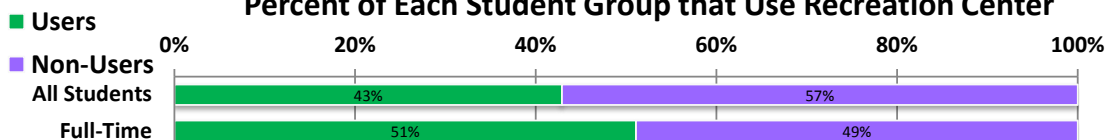


Total 15,027

CGPA of Recreation Center Users vs. Non-Users



Percent of Each Student Group that Use Recreation Center





UNT STUDENT PROFILE

Total	35,039
Gender	
Male	16,505 47%
Female	18,534 53%
Classification	
Freshmen	3,736 11%
Sophomore	5,852 17%
Junior	8,042 23%
Senior	10,763 31%
Undergraduate	28,393 81%
Post-Baccalaureate	867 2%
Masters	3,964 11%
Doctoral	1,774 5%
Graduate	6,605 19%

UNT STUDENT PROFILE

Admit Status		
Continuing Student	32,391	92%
First Time In College	117	0%
New Undergraduate Transfer	1,636	5%
New Graduate Student	873	2%
Transient Student	22	0%
Race/Ethnicity		
Caucasian	17,514	50%
African-American	4,809	14%
Hispanic	7,300	21%
Asian American	2,363	7%
American Indian	528	2%

RECREATIONAL SPORTS STUDENT USER PROFILE

Total	15,036
Gender	
Male	7,828 52%
Female	7,208 48%
Classification	
Freshmen	2,614 17%
Sophomore	3,365 22%
Junior	3,494 23%
Senior	3,975 26%
Undergraduate	13,448 89%
Post-Baccalaureate	156 1%
Masters	907 6%
Doctoral	516 3%
Graduate	1,579 11%

RECREATIONAL SPORTS STUDENT USER PROFILE

Admit Status		
Continuing Student	14,164	94%
First Time In College	69	0%
New Undergraduate Transfer	597	4%
New Graduate Student	202	1%
Transient Student	4	0%
Race/Ethnicity		
Caucasian	6,397	43%
African-American	2,474	16%
Hispanic	3,432	23%
Asian American	1,160	8%
American Indian	196	1%

Other	333	1%	Other	128	1%
Non-Resident	2,192	6%	Non-Resident	1,249	8%
Residence			Residence		
Residence Hall	5,894	17%	Residence Hall	4,497	30%
Denton City	6,310	18%	Denton City	3,069	20%
Denton County	4,498	13%	Denton County	1,148	8%
Outside Denton County	18,337	52%	Outside Denton County	6,322	42%

43% of all UNT students use the Rec Center.

51% of all full-time UNT students use the Rec Center.

21% of all part-time UNT students use the Rec Center.

Gender

47% of all male UNT students use the Rec Center.

39% of all female UNT students use the Rec Center.

Classification

70% of all UNT Freshmen students use the Rec Center.

58% of all UNT Sophomore students use the Rec Center.

43% of all UNT Junior students use the Rec Center.

37% of all UNT Senior students use the Rec Center.

18% of all UNT Post-Baccalaureate students use the Rec Center.

23% of all UNT Masters students use the Rec Center.

29% of all UNT Doctoral students use the Rec Center.

Admit Status

44% of all UNT continuing students use the Rec Center.

59% of all UNT first-time-in-college students use the Rec Center.

36% of all UNT new undergraduate transfer students use the Rec Center.

23% of all UNT new graduate students use the Rec Center.

Race/Ethnicity

37% of all Caucasian UNT students use the Rec Center.

51% of all African-American UNT students use the Rec Center.

47% of all Hispanic UNT students use the Rec Center.

49% of all Asian American UNT students use the Rec Center.

37% of all American Indian UNT students use the Rec Center.

38% of all Other UNT students use the Rec Center.

57% of all Non-Resident UNT students use the Rec Center.

Residence

76% of all UNT students who live in Residence Halls use the Rec Center.

49% of all UNT students who live in the City of Denton use the Rec Center.

26% of all UNT students who live in Denton County use the Rec Center.

34% of all UNT students who live outside Denton County use the Rec Center.