

Journalism, Media, Communication & Design Internship & Career Fair

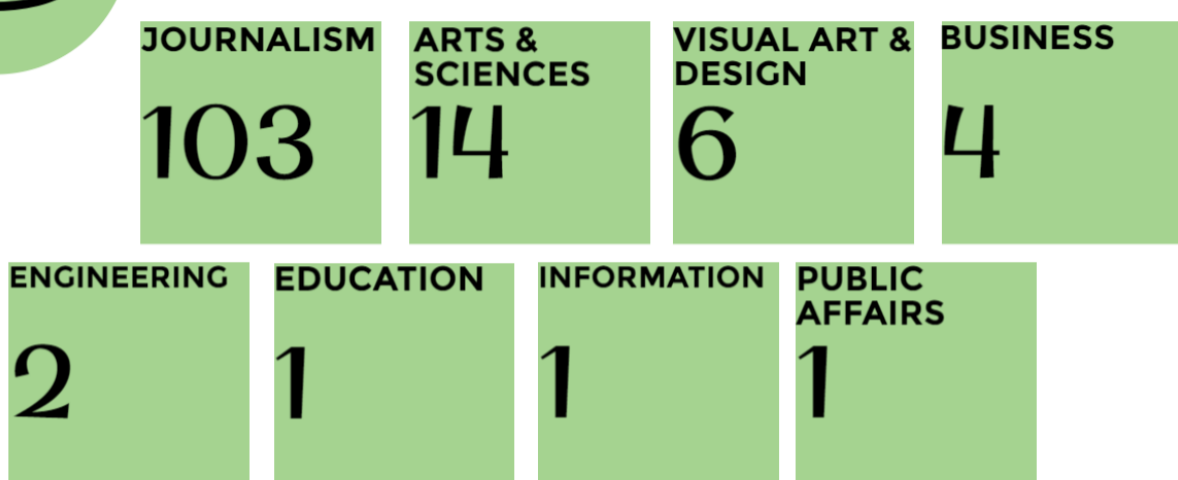
37 Employers

132 Students

1



Student Attendance by College



2

Student Attendance by Classification



Senior	72
Junior	33
Grad Student	13
Sophomore	8
Freshman	5
Alumni	1

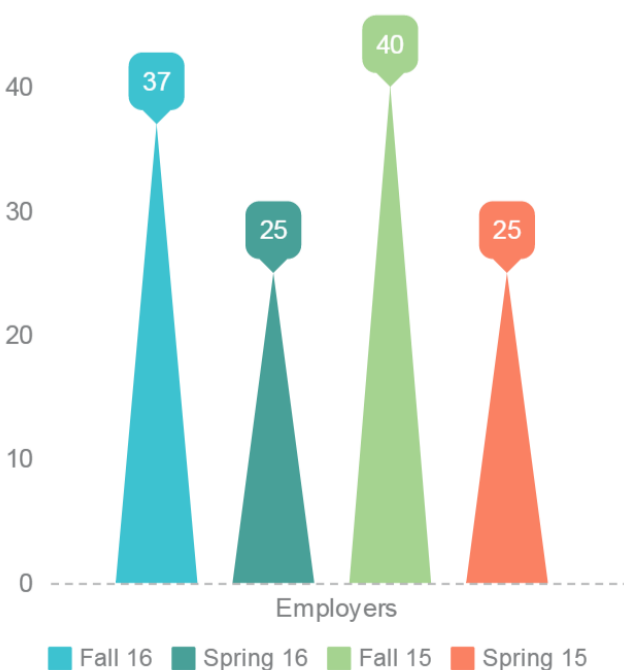
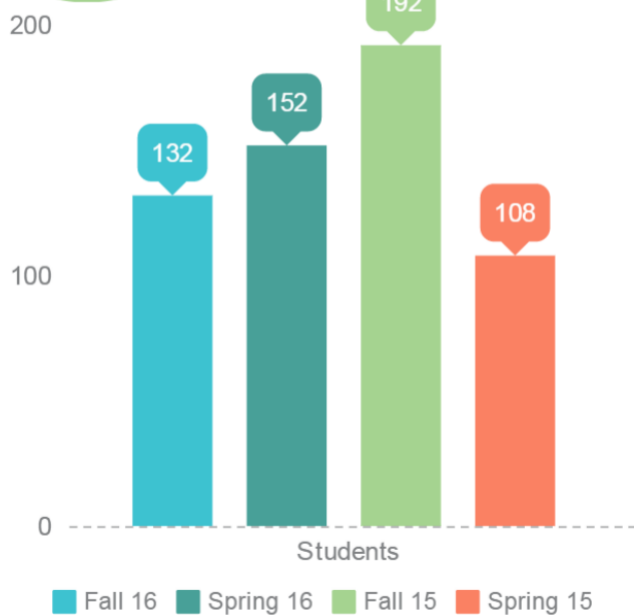
■ Freshman(3.79%)
 ■ Sophomore(6.06%)
 ■ Junior(25%)
 ■ Senior(54.55%)
 ■ Grad Student(9.85%)
 ■ Alumni(0.76%)

3

How Does This Compare?



Employers
 48% increase from Spring 16
 7.5% decrease from Fall 15
 48% increase from Spring 15



Students
 13.15% decrease from Spring 16
 31.25% decrease from Fall 15
 22.22% increase from Spring 15