

UNT
EST. 1890

2017-18 WOMEN'S
BASKETBALL FACT
& RECORDS BOOK



University of North Texas Athletic Department

1301 South Bonnie Brae
Denton, TX 76207
Office: 940-565-2662

Shipping Address
Use this for overnight FED EX / UPS
1251 South Bonnie Brae
Shipping Dock Denton, TX 76207

Mailing Address
US Postal Service ONLY
1155 Union Circle #311397
Denton, TX 76203

Credits: North Texas Media Relations Department
Photography: Rick Yeatts

Mean Green Mission Statement

* BUILDING CHAMPIONS and PREPARING LEADERS through the pursuit of perfection in academics, athletics and life.



2 COACHES

Head Coach.....2
 Assistant Coaches and Support Staff.....3

6 PLAYERS

2016-17 Roster6
 Returner Profiles.....7
 Transfer Profiles.....26
 Freshmen Profiles.....27

28 IN REVIEW

Game-by-Game Results.....29
 2016-17 Statistics30
 All-Time Series31
 2016-17 Superlatives32
 Box Scores33

41 RECORDS

Single-Game Records.....41
 Single-Season Records43
 Career Records.....44
 Single-Game Team Records45
 Single-Season Team Records46
 Team Records.....47
 Overtime Games/Last Times48
 Season-by-Season Leaders50
 Conference Awards53
 Seasonal Statistics54
 Retired Numbers56
 1,000 Point Club57
 All-Time Letterwinners59
 Conference Tourney Results60
 North Texas in Postseason61
 Coaching Records62
 All-Time Results.....63

General Information

Location..... Denton, Texas
 Enrollment 37,175
 Founded.....1890
 Colors.....Green and White
 Nickname Mean Green
 President..... Dr. Neal Smatresk
 Director of Athletics..... Wren Baker
 Conference Affiliation..... Conference USA
 National Affiliation..... NCAA Division I
 Facility..... Super Pit
 Capacity 10,500

COACHING INFORMATION

Head Coach..... Jalie Mitchell
 Alma Mater North Texas '02
 Record at North Texas.....23-38 (Third Year)
 Overall Record23-38 (Third Year)
 Office 940-565-3654
 Assoc. Head Coach..... Bobby Brasel (UTPB '93)
 Assistant Coach Carlos Knox (IUPUI '98)
 Assistant Coach Kasondra Foreman (North Texas '12)
 Director of Operations.....Becca Neu (Texas '14)
 Video Coordinator Ryan Vargo (North Texas '16)

TEAM INFORMATION

2016-17 Overall Record..... 12-19
 Conference Record8-10
 Non-Conference Record 3-8
 Home Record 6-7
 Away Record 5-9
 Starters Returning/Lost 2/3
 Letterwinners Returning/Lost 11/4
 Last Postseason Berth2002 WNIT

SPORTS INFORMATION

Athletic Comm. Assistant Luke Della
 E-Mail Luke.Della@unt.edu
 Office 940-565-3671
 Cell 510-725-2130
 Fax 940-369-8408
 Press Row..... 940-565-4674
 Senior Assoc. AD/Media Relations..... Eric Capper
 Office 940-565-2476
 E-Mail Eric.Capper@unt.edu



Jalie Mitchell

Head Coach

**Third Year
(North Texas '02)**

Jalie Mitchell begins her third season as head coach of the North Texas women's basketball team.

The Mean Green have seen improvement in each of her first two seasons. She enters her third season with the most road wins and second-most total wins in program history by a coach with two full seasons under their belt.

In her first season in 2015-16, North Texas more than doubled its win total from the previous season and beat the No. 17 ranked Oklahoma Sooners in Oklahoma for their first win of the year. It was the first time a Mean Green team had beaten a ranked opponent in program history.

They proceeded to post a 11-19 record and win five regular season conference games and reach the second-round of the C-USA Championship.

In 2016-17, the Mean Green improved on their overall record by a game and set program records and firsts. They won eight Conference-USA games, the most since joining the conference in the 2013-14 season. They defeated UTEP in El Paso for the first time in program history and they reached the quarterfinals of the C-USA Championship for the first time as well.

North Texas' three-game road winning streak in February of 2017 was its longest road winning streak since the 2001-02 season when Mitchell was a senior at North Texas and its overall five game winning streak in February was the longest since the 2012-13 season..

When hired, Mitchell described North Texas as her dream job. The 2002 Mean Green graduate is the program's greatest player and boasts numerous records as a four-year letter winner. She is the program's all-time leading scorer with 1,764 points and tops the list of career free throws made and attempted. In 2002, Mitchell was named Sun Belt Conference Player of the Year when she averaged 19.4 points per game.

She earned all-conference honors all four years at North Texas and was a part of the winningest senior class in program history, compiling a

77-39 record -- including a 42-4 mark at the Super Pit -- and making back-to-back WNIT appearances in 2001 and 2002.

Mitchell's No. 44 is one of two women's basketball numbers that has been retired by the Mean Green and her spectacular playing career culminated in 2007 when she was inducted into the North Texas Athletic Hall of Fame.

Under Mitchell, North Texas has had a noticeable increase in offense and defense. In her first season, the Mean Green improved their field goal percentage by 7.23 percent — the largest improvement in the country. It was also the sixth-highest shooting percentage in North Texas history. In total, the Mean Green averaged nearly 10 more points per game in 2015-16 than the year before. In 2016-17, North Texas held conference opponents to 62.9 points per game and typically held the opposition's leading scorer to 10 or more points below their season average.

Prior to becoming the Mean Green's head coach, Mitchell had two stints as an assistant in Denton. Most recently under then head coach Karen Aston for the 2011-12 campaign. In that campaign, the team went 15-16.

When Aston left the Mean Green to coach the University of Texas in 2012, Mitchell followed. In her three seasons at Texas, the team combined for a 60-41 overall record. The Longhorns made the NCAA Tournament field the last two seasons, including a Sweet 16 appearance in 2015 -- their first since 2008.

Mitchell began her collegiate coaching career in 2008 as an assistant coach with the Mean Green under Shanice Stephens. She spent two seasons at North Texas under Stephens before taking on the same position at UNC-Wilmington for the 2010-11 season. Mitchell helped the Seahawks finish with a 24-9 record and reach the second round of the WNIT, both program bests.

In addition to the North Texas Athletics Hall of Fame, Mitchell was inducted into the Duncanville ISD Athletic Hall of Honor in October of 2015.

Mitchell Quick Facts

Age: 36
Alma Mater: North Texas '02
UNT Record: 23-38 (Third season)
All-Time Record: 23-38 (Third season)

Non-Conference: 8-13

C-USA Record: 13-23

Home Record: 11-16

Away Record: 10-18

Neutral Record: 2-4

Overtime Record: 4-2

vs. Power-Five: 2-2

Mitchell Coaching Experience

Year	School	Position
2015-	North Texas	Head Coach
2012-15	Texas	Asst. Coach
2011-12	North Texas	Asst. Coach
2010-11	UNC-Wilmington	Asst. Coach
2008-10	North Texas	Asst. Coach

Mitchell Playing Experience 1998-2002 North Texas

- * Mean Green's all-time leading scorer
- * Four-year all-conference player
- * Winningest senior class in program history
- * 2002 Sun Belt Conference Player of the Year
- * Back-to-Back WNIT appearances (2001-02)

Career Accolades

- * Had her number (44) retired at North Texas
- * Was inducted into the North Texas Athletics Hall of Fame in 2007
- * Was inducted into the Duncanville ISD Athletic Hall of Honor in October of 2015



**Bobby
Brasel**

Assoc. Head Coach

**Third Year
(UT-Permian Basin '93)**

Bobby Brasel enters his third season as associate head coach with the North Texas women's basketball program.

For the Mean Green, his duties include recruiting, opponent scouting, game preparation and scheduling.

In two full seasons at North Texas, Brasel helped guide the Mean Green and their players to many accomplishments.

In his first season North Texas more than double their win total from a season prior and improved its offensive field goal percentage by a NCAA-best 7.23 percent. Under his assistance, North Texas also defeated No. 17 Oklahoma on the road for the program's first win over a ranked team. At the end of the season in the Conference USA tournament, the Mean Green reached the second round for the first time.

North Texas built on that in year two by winning a program-best eight C-USA games, reaching the quarterfinals of the C-USA Championship and improving on its overall record by a game.

Brasel had been with Arkansas-Little Rock for two years prior to coming to Denton, serving as an assistant coach with a special emphasis on Texas and junior college recruiting, as well as guard development.

With the Trojans, Brasel helped guide the team to a program-record 29 wins in the 2014-15 season. Of those wins included victories over No. 24 LSU, Oklahoma and No. 6 seeded Texas A&M in the NCAA Tournament. Overall, UALR went 47-18 in his two years on the staff, including a 30-8 record in Sun Belt play and a 25-5 home record. Brasel recruited Alexius Dawn, who earned Sun Belt All-Conference honors last season and set the Tournament record with 15 three-pointers made.

Before Little Rock, Brasel was on the South Alabama coaching staff for seven seasons, where he was responsible for scheduling and junior college recruiting. Overall, he coached six players who combined for eight Sun Belt All-Conference honors.

During his seven years in Mobile, the Jaguars consistently had one of the best defenses in the Sun Belt. The team was top-two in scoring defense four times, while leading the Sun Belt in field-goal percentage defense three times and three-point defense twice. In the 2011-12 season, USA allowed only a program-record 52.8 points per game, which was 11th in the nation.

From 1999-2007, Brasel was the head coach at Garden City Community College, resurrecting the Lady Bronbuster program. Prior to his arrival, Garden City had an all-time winning percentage of 38-percent. Under Brasel, the Lady Bronbusters were ranked in the NJCAA top-20 in four consecutive seasons. In total, the Lady Bronbusters made six postseason appearances, including Jayhawk Conference and Region 6 titles in 2003, culminating in a trip to the NJCAA Final Four.

In his seven seasons at Garden City, Brasel accumulated a 111-108 overall record, which makes him the winningest coach in program history. He recruited and coached two NJCAA All-Americans, eight Academic All-Americans and sent at least one player to the Division I level every year. In 2003, he earned Coach of the Year honors from the Kansas Basketball Coaches Association, the Jayhawk Conference and the NJCAA District E.

Overall, his student-athletes at Garden City compiled a 98-percent graduation rate. Originally from Big Spring, Brasel himself earned a bachelor's degree in mass communication from the University of Texas of the Permian Basin in 1993.



**Carlos
Knox**

Assistant Coach

**First Year
(IUPUI '98)**

Carlos Knox joined the Mean Green coaching staff in May of 2017. He brings to North Texas 15 years of coaching experience on both the collegiate and professional levels.

Prior to joining North Texas, Knox served as director of training for Jonathan Byrd Fieldhouse, Indiana's state-of-the-art basketball facility and worked for seven seasons as an assistant coach with the WNBA's Indiana Fever. His responsibilities included scouting, player development, post-injury rehabilitation training, video editing, practice planning, and game preparation. A member of the 2012 Indiana Fever WNBA Championship team coaching staff led by Women's Basketball Hall of Fame coach Lin Dunn, Knox's worked with four-time Olympic gold medalist Tamika Catchings and five-time WNBA All-Star Katie Douglas. He played a vital role in the team's long-term success and second trip to the WNBA Finals in 2015 under head coach Stephanie White.

Knox began his coaching career as an assistant with his alma mater, Indiana University-Purdue University, Indianapolis (IUPUI); under current Georgia State head coach Ron Hunter. There, he was instrumental in the recruitment and development of nine-year NBA veteran George Hill. In 2010 Knox joined the coaching staff at San Diego State University where he served as an assistant.

Professionally, Knox played briefly with the Indiana Pacers and spent eight years overseas playing in Croatia, Germany, Venezuela, and Italy. As head coach in Canada's NBL league, he earned honorable mention as coach of the month and produced six of the leagues 18 players of the week honors. He also served as a head coach in the International Basketball League (FIBA), Continental Basketball Association (CBA), American Basketball Association (ABA), and International Basketball League (IBL).

Knox earned his degree from IUPUI in 1998 where he is lauded as the most prolific men's basketball player in the school's history. A three-time All-American, two-time NCAA scoring champion, and NCAA Player of the Year, Knox currently holds all of IUPUI's major scoring records, including career points (2,556), single-season points (927), single-game points (51), single-season scoring average (32.0), and career scoring average (30.1). He remains in the top-10 for career assists (297) and free throw percentage (.833), and is the only player IUPUI history to hit more than 200 free throws in a single season; which he accomplished three times. His No. 34 jersey was retired after his final game, marking the first time in school history an athlete's jersey had been retired.

Knox is credited as the impetus behind IUPUI's reclassification of its men's basketball program to Division I the year after his graduation. He was inducted into the IUPUI Athletics Hall of Fame in 2004. In 2016, Knox was recognized as IUPUI Men's Basketball Legend; the first athlete to receive the honor.

A native of Dayton, Ohio, Knox maintained residency in Indianapolis after his graduation from IUPUI. He founded Knox ProTrain in 2008 — training elite athletes including NBA veterans Zach Randolph, George Hill, Daequan Cook, Lance Stephenson, Norris Cole, and numerous FIBA players. In 2009, he created and administered the Knox Indy Pro Am, an annual summer basketball league. Dubbed one of the country's top pro-am programs the Knox Indy Pro Am attracted nearly 200 professional and collegiate athletes from around the country. The Knox Indy Pro Am spawned two national pro-am championships; 2013 AND1 Summer Remix and 2014 Red Bull Midnight Run were both coached by Knox.



Kasondra Foreman

Assistant Coach

**Third Year
(North Texas '12)**

Kasondra Foreman will begin her third season as assistant coach with the North Texas women's basketball program. Her duties include game planning, guard devel-

opment and recruiting.

In her first two seasons at North Texas, Foreman helped guide North Texas to more wins each season than the last and been part of a number of program firsts. In her first season, North Texas defeated No. 17 Oklahoma on the road. It was the first time a Mean Green team had defeated a ranked opponent. They reached the second round of the Conference USA tournament for the first time as well. Additionally, North Texas was nationally recognized for its improvement on offense. The Mean Green owned a 41.7 field goal percentage. It was a 7.23 percent increase from the previous season — the largest improvement in the country. It was also the sixth-highest shooting percentage in North Texas history.

In year two, North Texas saw an improvement in wins and won a program-best eight C-USA games and reached the quarterfinals of the C-USA tournament for the first time.

Before joining North Texas, Foreman had been with Northwestern State for the previous two years, serving as an assistant coach with a special emphasis on recruiting and guard development.

In the 2013-14 season, Foreman helped guide the Lady Demons to a program-record 21 wins, as they reached the NCAA Tournament for the first time ever. With a 19-15 record last year and another Southland tournament championship, NSU reached the NCAA Tournament once again. In Foreman's two seasons in Natchitoches, the Lady Demons compiled a 40-28 overall record, including 21-15 in Southland play and 7-0 in Southland Tournament games.

At NSU, Foreman was responsible for recruiting stellar Texas talent, including Emerald Mayfield from Bowie High School in Arlington. Mayfield was District 7-5A MVP, as well as First Team All-District and Offensive Player of the Year. Another incoming recruit, Brynae Thompson from Cy-Fair High School in Houston, was a two-time All-District Honoree and won MVP awards at the AAU Georgetown Invitational and the 2012 Insiders Tournament.

Foreman donned the green and white on the Super Pit court not that long ago. She played at North Texas from 2010-12, making 31 starts in 59 career appearances for the Mean Green. In the 2010-11 season, she averaged 6.6 points and 3.6 rebounds per game, while leading the team with 99 assists - 3.3 per game. For her performance, she was named the team's 2011 Newcomer of the Year.

During the 2011-12 season, she was coached by Karen Aston and Jalie Mitchell and the Mean Green improved to 15-16, following a 5-25 record the previous year. Oddly enough, Mitchell actually recruited her to North Texas from Weatherford CC, where she averaged 10 points, 5.6 rebounds and 4.5 assists per game. To this day, Foreman considers Mitchell "one of the most influential young ladies" in her life, which makes their reunion with the Mean Green even more special.

She graduated from North Texas in 2012 with a bachelor's degree in kinesiology and a minor in communication. Foreman was also a member of the Student-Athlete Advisory Committee and helped run summer camps for young players. She also graduated from NSU with a master's degree in health and human performance.

Her parents are Bunnie and Sonja Foreman and she has four siblings: Krystal, Kourtney, Jasmine and James.



Becca Neu

Director of Ops

**Second Year
(Texas '14)**

Becca Neu enters her second season as director of basketball operations for the North Texas women's basketball program and her third year overall.

In her current role, Neu is in charge of budgeting, travel, recruiting, alumni communications, video presentations, North Texas camps, marketing efforts and oversight of the team's managers while handling other organizational duties related to the program.

Neu joined North Texas for the 2015-16 season as a graduate assistant. Throughout the year, she was integral in the coordination of UNT's travel plans and played a large role in the program's external and recruit-based efforts.

She made her way to North Texas from the University of Texas, where she served as a student manager for three seasons and built a relationship with Jalie Mitchell. At UT, Neu handled mailouts for recruits, managed the team's travel protocol, assisted with all camps and oversaw the team's undergraduate managers. The Longhorns improved in each of the three seasons that Neu was on staff, with the team earning a trip to the Sweet 16 in 2014-15.

Neu earned her bachelor's degree in advertising from UT in 2014. She earned a master's degree in sports management from North Texas in December of 2016.



Ryan Vargo

Video Coordinator

**Second Year
(North Texas '16)**

Ryan Vargo enters his second season as a video coordinator for the North Texas women's basketball team.

In this role, he oversees all video and analytics, the oversight of film and practice player management, while also having other specific practice and gameday duties.

Vargo joined head coach Jalie Mitchell's staff after serving as video coordinator and head student manager for the North Texas men's basketball team for four seasons. While on the men's staff he oversaw all video operations of the team and was an integral part in the scouting of opponents through the evaluation of personnel, set plays and offensive/defensive tendencies. He also oversaw and coordinated the activities for as many as six Mean Green student managers.

In addition to his involvement with North Texas Athletics, Vargo previously worked as a production assistant with Synergy Sports Technology, a company that creates web-based, on-demand basketball analytics for the purposes of scouting and development.

Vargo graduated from North Texas in May 2016 with a degree in history and political science.



Rick Lefebvre

Strength & Conditioning

Sixth Year
(Wisconsin-Stevens Point '03)

Rick Lefebvre returned to North Texas on August 1, 2017 to become the program's first ever full-time strength and conditioning coach.

Lefebvre spent five seasons from 2006-2011 as the Mean Green men's basketball strength and conditioning coach. During that time he also worked with women's basketball, which is where he built a relationship with current women's coach Jalie Mitchell as she was an assistant under Shanice Stephens and later Karen Aston.

Lefebvre rejoins the Mean Green after spending nearly five years at Louisiana State University as their men's basketball strength coach. In 2017, Lefebvre earned his Master of Science degree from LSU.

During his professional career he has worked with athletes such as 2016 NBA Draft first overall Ben Simmons, Olympic hurdler Lolo Jones and countless NFL players.



↳ Alphabetical Roster

No.	Player	Pos.	Ht.	Cl.	Hometown (Last School)
23	Terriell Bradley	G	5-10	RS JR	New Orleans, LA (Kansas)
34	Micayla Buckner	P	6-4	RS JR	Garland, TX (Collin College)
2	Grace Goodhart	G	5-9	JR	Sunnyvale, TX (Loyal Univ. Chicago)
10	Adrianna Henderson	G	5-8	SO	Topeka, KS (Topeka HS)
33	Lauren Holmes	G	5-9	FR	Fayetteville, AR (Fayetteville HS)
15	Hannah Hopkins	P	6-3	SO	Humble, TX (Atascocita HS)
24	Trena Mims	PG	5-5	FR	Muskogee, OK (Muskogee HS)
0	Callie Owens	G	5-8	SO	Plano, TX (Pacific)
12	Jada Poland	F	6-0	SO	St. Louis, MO (Fort Zumwalt West HS)
13	Orianna Shillow	G	5-8	JR	Round Rock, TX (Stony Point HS)
3	Brittany Smith	PG	5-6	JR	Houston, TX (South Plains College)
11	Justis Szczepanski	P	6-3	RS SO	Portland, OR (Baylor)
21	Deja Terrell	F	6-1	FR	Dallas, TX (Life Oak Cliff HS)
41	Madison Townley	F	6-0	SO	Duncanville, TX (Duncanville HS)
1	Tyara Warren	G	5-9	RS JR	Plano, TX (West Virginia)

↳ Numerical Roster

No.	Player	Pos.	Ht.	Cl.	Hometown (Last School)
0	Callie Owens	G	5-10	SO	Plano, TX (Pacific)
1	Tyara Warren	G	5-9	RS JR	Plano, TX (West Virginia)
2	Grace Goodhart	G	5-9	JR	Sunnyvale, TX (Loyal Univ. Chicago)
3	Brittany Smith	PG	5-6	JR	Houston, TX (South Plains College)
10	Adrianna Henderson	G	5-8	SO	Topeka, KS (Topeka HS)
11	Justis Szczepanski	P	6-3	RS SO	Portland, OR (Baylor)
12	Jada Poland	F	6-0	SO	St. Louis, MO (Fort Zumwalt West HS)
13	Orianna Shillow	G	5-8	JR	Round Rock, TX (Stony Point HS)
15	Hannah Hopkins	P	6-3	SO	Humble, TX (Atascocita HS)
21	Deja Terrell	F	6-1	FR	Dallas, TX (Life Oak Cliff HS)
23	Terriell Bradley	G	5-10	RS JR	New Orleans, LA (Kansas)
24	Trena Mims	PG	5-5	FR	Muskogee, OK (Muskogee HS)
33	Lauren Holmes	G	5-9	FR	Fayetteville, AR (Fayetteville HS)
34	Micayla Buckner	P	6-3	RS JR	Garland, TX (Collin College)
41	Madison Townley	F	6-0	SO	Duncanville, TX (Duncanville HS)



Micayla Buckner

Post

**RS Jr., 6-4
Garland, TX**

↳ CAREER HIGHS (NORTH TEXAS)

Points:	10 (2x), last vs. UAB (March 8, 2017)
Rebounds:	10, vs. UTRGV (Nov. 18, 2016)
Assists:	1 (3x), last vs. Florida Atlantic (Feb. 9, 2017)
Steals:	4, at SMU (Nov. 30, 2016)
Blocks:	3, vs. UAB (March 8, 2017)
Three-pointers:	—
Double-doubles:	—
10-point games:	2, last vs. UAB (March 8, 2017)
10-reb. games:	1, vs. UTRGV (Nov. 18, 2016)

2016-17

- Scored a season-high 10 points twice, most recently versus UAB in the first round of the C-USA Championship on March 8.
- Had a career-high 10 rebounds versus UT-Rio Grande Valley on Nov. 18.
- Had three blocks versus UAB in the first round of the C-USA Championship on March 8.

2015-16 (Collin College)

- Averaged 11.6 points, 8.1 rebounds and 1.6 assists in 32 games played, shooting 48.4 percent
- Was an NJCAA First Team All-Region V selection
- The Lady Cougars finished with a school-record 26-6 record to capture a conference title
- Named the third-best junior college post in the nation by Dan Olsen of the Collegiate Girls Basketball Report

2014-15 (Baylor)

- Suited up, but never saw action as Baylor won the Big XII Championship for the fifth consecutive year

High School Highlights

- Averaged 11 points, 12 rebounds, two assists and one block per game as a senior at Naaman Forest High School
- Was a McDonald's All-America nominee
- Three-time first team all-district selection
- District 11-5A Defensive Player of the Year in 2011-12
- Also played volleyball and was named the district's Most Valuable Defensive Blocker in 2012-13



↳ 2016-17 Stats

#34 BUCKNER, Micayla

Opponent	Date	gs	min	Total		3-Pointers		Free throws		Rebounds				pf	a	t/o	blk	stl	pts	avg
				fg-fga	pct	3fg-fga	pct	ft-fa	pct	off	def	tot	avg							
at Little Rock	11/11/16		25	3-5	.600	0-0	.000	0-0	.000	2	3	5	5.0	4	1	2	2	1	6	6.0
vs UT Rio Grande Valley	11/18/16		22	3-6	.500	0-0	.000	3-5	.600	4	6	10	7.5	3	0	0	0	1	9	7.5
vs Omaha	11/19/16	*	16	4-5	.800	0-0	.000	0-0	.000	1	3	4	6.3	4	0	3	0	1	8	7.7
at Arizona	11/18/16	*	18	2-4	.500	0-0	.000	0-0	.000	1	5	6	6.3	4	1	2	1	0	4	6.8
IONA	11/26/16	*	27	5-5	1.000	0-0	.000	0-2	.000	2	6	8	6.6	3	0	4	1	2	10	7.4
at SMU	11/30/16	*	30	2-10	.200	0-0	.000	0-2	.000	1	5	6	6.5	3	0	1	1	4	4	6.8
at Tulsa	12/03/16	*	8	0-0	.000	0-0	.000	0-0	.000	0	1	1	5.7	2	0	3	0	1	0	5.9
INDIANA	12/6/16		11	1-1	1.000	0-0	.000	1-2	.500	1	0	1	5.1	3	0	5	0	0	3	5.5
INCARNATE WORD	12/10/16		11	2-6	.333	0-0	.000	2-2	1.000	4	0	4	5.0	1	0	0	1	0	6	5.6
at Missouri State	12-17-16	*	13	1-2	.500	0-0	.000	0-1	.000	2	3	5	5.0	1	0	0	0	0	2	5.2
TEXAS STATE	12/22/16		20	1-2	.500	0-0	.000	0-0	.000	2	3	5	5.0	4	0	4	0	1	2	4.9
CHARLOTTE	12/30/16		4	0-0	.000	0-0	.000	0-0	.000	0	0	0	4.6	3	0	1	0	0	0	4.5
OLD DOMINION	1/1/17		4	1-3	.333	0-0	.000	0-0	.000	1	0	1	4.3	2	0	1	0	0	2	4.3
at UAB	01/05/17		4	2-4	.500	0-0	.000	0-0	.000	1	1	2	4.1	3	0	0	0	0	4	4.3
at Middle Tennessee	01/07/17		16	3-5	.600	0-0	.000	0-2	.000	2	1	3	4.1	2	0	1	0	1	6	4.4
RICE	1/14/17		dnp	-	-	-	-	-	-	-	-	-	-	-	-	-	-	-	-	-
SOUTHERN MISS	1/19/17		19	3-5	.600	0-0	.000	1-1	1.000	1	1	2	3.9	3	0	1	0	1	7	4.6
LOUISIANA TECH	1/21/17		19	1-3	.333	0-0	.000	2-2	1.000	1	2	3	3.9	3	0	1	0	0	4	4.5
at Charlotte	01/26/17		14	2-6	.333	0-0	.000	1-2	.500	1	2	3	3.8	4	0	0	0	0	5	4.6
at Old Dominion	01/28/17		14	1-3	.333	0-0	.000	0-0	.000	0	0	0	3.6	2	0	2	0	0	2	4.4
at Rice	02/04/17		10	1-3	.333	0-0	.000	0-0	.000	1	3	4	3.7	1	0	0	0	0	2	4.3
FLORIDA ATLANTIC	2/9/17		21	2-7	.286	0-0	.000	0-0	.000	1	1	2	3.6	2	1	3	2	0	4	4.3
FIU	2/11/17		12	4-9	.444	0-0	.000	1-4	.250	2	1	3	3.5	1	0	1	0	1	9	4.5
at UTEP	2/16/17		9	1-1	1.000	0-0	.000	2-2	1.000	1	1	2	3.5	5	0	2	0	0	4	4.5
at UTSA	2/18/17		21	3-4	.750	0-0	.000	0-2	.000	1	2	3	3.5	2	0	1	1	2	6	4.5
at Louisiana Tech	02/23/17		10	2-7	.286	0-0	.000	1-2	.500	1	0	1	3.4	4	0	2	0	0	5	4.6
at Southern Miss	2/25/17		13	3-4	.750	0-0	.000	0-0	.000	0	1	1	3.3	3	0	1	0	1	6	4.6
WESTERN KENTUCKY	3/2/17		6	0-1	.000	0-0	.000	0-0	.000	0	0	0	3.1	0	0	0	0	0	0	4.4
MARSHALL	3/4/17		2	0-0	.000	0-0	.000	0-0	.000	0	0	0	3.0	1	0	0	0	0	0	4.3
vs UAB	03/08/17		22	5-12	.417	0-0	.000	0-1	.000	1	0	1	3.0	3	0	2	3	2	10	4.5
vs Western Kentucky	03/09/17		11	1-3	.333	0-0	.000	2-2	1.000	2	2	4	3.0	4	0	3	1	0	4	4.5
Totals		6	432	59-126	.468	0-0	.000	16-34	.471	37	53	90	3.0	80	3	46	13	19	134	4.5

Games played: 30
 Minutes/game: 14.4
 Points/game: 4.5
 FG Pct: 46.8
 FT Pct: 47.1

Rebounds/game: 3.0
 Assists/game: 0.1
 Turnovers/game: 1.5
 Assist/turnover ratio: 0.1
 Steals/game: 0.6
 Blocks/game: 0.4

↳ Career Stats

BUCKNER, Micayla

Season	gp-gs	min/avg	Total		3-Point		F-Throws		Rebounds				Scoring							
			fg-fga	pct	fg-fga	pct	ft-fa	pct	off	def	tot	avg	pf	fo	ast	to	blk	stl	pts	avg
2016-17	30-6	432/14.4	59-126	.468	0-0	.000	16-34	.471	37	53	90	3.0	80	1	3	46	13	19	134	4.5
TOTAL	30-6	432/14.4	59-126	.468	0-0	.000	16-34	.471	37	53	90	3.0	80	1	3	46	13	19	134	4.5



**Terriell
Bradley**

Guard

**RS Jr., 5-10
New Orleans, LA**

↳ **CAREER HIGHS (NORTH TEXAS)**

Points:	22 (2x), last vs. ODU (Jan. 1, 2017)
Rebounds:	13, vs. FIU (Feb. 11, 2017)
Assists:	5, vs. Southern Miss (Jan. 19, 2017)
Steals:	5, at ODU (Jan. 28, 2017)
Blocks:	3, vs. Marshall (March 4, 2017)
Three-pointers:	3 (4x), last vs. Marshall (March. 4, 2017)
Double-doubles:	2, last vs. UAB (March 8, 2017)
10-point games:	19, last vs. UAB (March 8, 2017)
10-reb. games:	2, last vs. UAB (March 8, 2017)

2017-18

- 2017 Preseason All-Conference

2016-17

- Averaged 13.7 points per game in conference, which led the team.
- Averaged 12.8 points per game during the season, which led the team
- Scored a career-high 22 points twice, most recently versus ODU on Jan. 1
- Had a career-high 13 rebounds versus FIU on Feb. 11
- Recorded two double-doubles
- Had a career-high five assists versus Southern Miss on Jan. 19
- Three 20 plus scoring outings
- Made 121 made free throws, which is the fifth most in program history for a single season
- Made 78 percent of her free throws, which was the fifth highest in C-USA
- Earned a spot on the C-USA Commissioner's List for having a 3.0 or higher GPA

2015-16

- Redshirted due to NCAA transfer regulations
- Earned a spot on the C-USA Commissioner's Honor Roll for maintaining a GPA of 3.0 or better

Kansas 2014-15

- Played in all 32 games for the Jayhawks
- Registered at least 11 minutes in every contest
- Averaged 6.4 points and scored in double-figures six times
- Scored a career-high 21 points at Creighton on December 22
- Shot 40.6-percent from beyond the arc, which led the team

High School Highlights

- Went to Mansfield Timberview in Arlington
- Nominated for McDonald's All-American honors
- 95 overall scouting grade by ESPN.com and ranked No. 56 nationally
- Ranked No. 6 in Texas, No. 9 regionally and No. 11 nationally at her position
- Averaged 16.3 points, 4.1 rebounds and 3.8 assists per game
- Three-time all-Texas selection and three-time academic all-district
- Named District offensive MVP as a senior



↳ 2016-17 STATS

#23 BRADLEY, Terriell

Opponent	Date	gs	min	Total		3-Pointers		Free throws		Rebounds				pf	a	t/o	blk	stl	pts	avg	
				fg-fga	pct	3fg-fga	pct	ft-fta	pct	off	def	tot	avg								
at Little Rock	11/11/16	*	18	1-5	.200	1-3	.333	2-2	1.000	0	2	2	2.0	1	0	3	0	0	5	5.0	
vs UT Rio Grande Valley	11/18/16	*	34	7-20	.350	3-10	.300	4-4	1.000	3	1	4	3.0	4	2	1	1	1	21	13.0	
vs Omaha	11/19/16	*	25	2-12	.167	1-2	.500	1-2	.500	2	0	2	2.7	0	4	3	0	2	6	10.7	
at Arizona	11/18/16		23	5-6	.833	2-2	1.000	5-8	.625	0	2	2	2.5	2	2	3	0	2	17	12.3	
IONA	11/26/16	*	19	2-4	.500	0-0	.000	3-3	1.000	0	3	3	2.6	4	1	4	0	1	7	11.2	
at SMU	11/30/16	*	36	6-16	.375	2-6	.333	8-10	.800	3	3	6	3.2	3	3	5	1	1	22	13.0	
at Tulsa	12/03/16	*	27	2-11	.182	0-4	.000	5-5	1.000	1	2	3	3.1	2	1	5	0	4	9	12.4	
INDIANA	12/6/16	*	22	1-9	.111	0-4	.000	2-3	.667	0	1	1	2.9	4	1	3	0	2	4	11.4	
INCARNATE WORD	12/10/16	*	26	6-12	.500	2-3	.667	3-4	.750	3	2	5	3.1	2	2	2	1	1	17	12.0	
at Missouri State	12-17-16	*	15	1-6	.167	0-2	.000	0-0	.000	0	0	0	2.8	4	2	2	0	0	2	11.0	
TEXAS STATE	12/22/16	*	36	4-12	.333	2-4	.500	9-10	.900	1	1	2	2.7	2	0	2	0	1	19	11.7	
CHARLOTTE	12/30/16	*	23	4-9	.444	1-3	.333	5-7	.714	0	0	0	2.5	4	0	2	0	1	14	11.9	
OLD DOMINION	1/1/17	*	38	7-16	.438	2-3	.667	6-8	.750	2	4	6	2.8	2	0	3	0	2	22	12.7	
at UAB	01/05/17	*	25	2-7	.286	0-0	.000	3-3	1.000	0	0	0	2.6	4	4	3	0	0	7	12.3	
at Middle Tennessee	01/07/17	*	40	3-11	.273	1-2	.500	11-14	.786	3	6	9	3.0	4	2	6	0	3	18	12.7	
RICE	1/14/17	*	34	5-15	.333	1-3	.333	4-4	1.000	3	2	5	3.1	4	2	2	0	0	15	12.8	
SOUTHERN MISS	1/19/17	*	36	4-10	.400	2-5	.400	5-6	.833	0	0	0	2.9	2	5	5	0	3	15	12.9	
LOUISIANA TECH	1/21/17	*	32	6-14	.429	1-5	.200	6-8	.750	1	5	6	3.1	5	1	5	0	0	19	13.3	
at Charlotte	01/26/17	*	20	3-12	.250	1-6	.167	0-0	.000	1	1	2	3.1	3	0	2	0	0	7	12.9	
at Old Dominion	01/28/17	*	40	6-21	.286	2-8	.250	2-3	.667	1	2	3	3.1	4	2	3	0	5	16	13.1	
at Rice	02/04/17	*	36	6-15	.400	0-4	.000	6-8	.750	2	1	3	3.0	5	2	1	0	2	18	13.3	
FLORIDA ATLANTIC	2/9/17	*	32	6-14	.429	0-3	.000	2-2	1.000	4	5	9	3.3	3	4	2	0	3	14	13.4	
FIU	2/11/17	*	36	7-13	.538	3-5	.600	2-2	1.000	6	7	13	3.7	2	4	2	1	2	19	13.6	
at UTEP	2/16/17	*	26	4-6	.667	0-1	.000	10-13	.769	1	6	7	3.9	2	3	5	0	1	18	13.8	
at UTSA	2/18/17	*	30	3-9	.333	1-2	.500	0-2	.000	1	2	3	3.8	3	1	1	1	0	7	13.5	
at Louisiana Tech	02/23/17	*	28	1-10	.100	0-3	.000	2-2	1.000	0	0	0	3.7	3	1	1	0	0	4	13.2	
at Southern Miss	2/25/17		15	0-2	.000	0-1	.000	2-2	1.000	0	1	1	3.6	1	1	3	0	0	2	12.7	
WESTERN KENTUCKY	3/2/17	*	31	6-11	.545	3-6	.500	3-4	.750	0	0	0	3.5	3	2	2	0	0	18	12.9	
MARSHALL	3/4/17	*	26	5-9	.556	1-3	.333	3-6	.500	1	4	5	3.5	4	1	6	3	0	14	13.0	
vs UAB	03/08/17	*	45	5-11	.455	0-3	.000	6-7	.857	2	9	11	3.8	3	2	2	1	0	16	13.1	
vs Western Kentucky	03/09/17	*	16	2-6	.333	1-1	1.000	1-2	.500	2	0	2	3.7	3	0	0	1	0	6	12.8	
Totals			29	890	122-334	.365	33-107	.308	121-154	.786	43	72	115	3.7	92	55	89	10	37	398	12.8

Games played: 31
 Minutes/game: 28.7
 Points/game: 12.8
 FG Pct: 36.5

Rebounds/game: 3.7
 Assists/game: 1.8
 Turnovers/game: 2.9
 Assist/turnover ratio: 0.6

↳ Career Stats

BRADLEY, Terriell

Season	gp-gs	min/avg	Total		3-Point		F-Throws		Rebounds				Scoring							
			fg-fga	pct	fg-fga	pct	ft-fta	pct	off	def	tot	avg	pf	fo	ast	to	blk	stl	pts	avg
2016-17	31-29	890/28.7	122-334	.365	33-107	.308	121-154	.786	43	72	115	3.7	92	2	55	89	10	37	398	12.8
TOTAL	31-29	890/28.7	122-334	.365	33-107	.308	121-154	.786	43	72	115	3.7	92	2	55	89	10	37	398	12.8



**Tyara
Warren**

Guard

**RS Jr., 5-9
Plano, TX**

↳ **CAREER HIGHS (NORTH TEXAS)**

Points:	19, vs. Marshall (March 4, 2017)
Rebounds:	9, vs. Florida Atlantic (Feb. 9, 2017)
Assists:	6, at La Tech (Feb. 23, 2017)
Steals:	4 (2x), last vs. Florida Atlantic (Feb. 9, 2017)
Blocks:	1 (6x), last vs. WKU (March 9, 2017)
Three-pointers:	2 (3x), last vs. Marshall (March 4, 2017)
Double-doubles:	—
10-point games:	10, last vs. WKU (March 9, 2017)
10-reb. games:	—

2016-17

- Started 23 games and played in all 31 games
- Started the final 13 games
- Scored a career-high 19 points vs. Marshall on March 4
- Had a career-high 9 rebounds vs. FAU on Feb. 9
- Fell one rebound shy of her first career double-double on Feb. 9 vs. FAU
- Played all 40 minutes versus Middle Tennessee on Jan. 7
- Had 15 steals in the final 11 games
- Led the team in scoring five times

2015-16

- Redshirted due to NCAA transfer rules

West Virginia 2014-15

- Appeared in 18 games for the Mountaineers
- Scored a career-high 10 points twice, at Marshall and at Oklahoma
- Played a career-high 24 minutes at the Sooners on January 4 and added four steals
- Shot 10-15 (40-percent) from three-point range, which ranked third on the team

High School Highlights

- Went to Plano West in Plano
- Coached by Don Patterson at Plano West
- Averaged 12.8 points, three rebounds, four assists and four steals as a junior
- Led the Wolves to a 36-4 record and a trip to the 2013 regionals semifinals
- Team was district champions for three consecutive seasons
- Reached No. 32 in the national rankings during her junior season
- 90 overall scouting grade by ESPN.com and ranked No. 25 nationally at her position



↳ 2016-17 Stats

#01 WARREN, Tyara

Opponent	Date	gs	min	Total		3-Pointers		Free throws		Rebounds				pf	a	t/o	blk	stl	pts	avg	
				fg-fga	pct	3fg-fga	pct	ft-fa	pct	off	def	tot	avg								
at Little Rock	11/11/16	*	13	0-4	.000	0-2	.000	1-2	.500	1	1	2	2.0	5	0	2	0	0	1	1.0	
vs UT Rio Grande Valley	11/18/16	*	31	5-12	.417	1-5	.200	6-9	.667	1	4	5	3.5	3	1	1	0	0	17	9.0	
vs Omaha	11/19/16	*	9	0-3	.000	0-1	.000	1-2	.500	3	0	3	3.3	0	0	0	0	0	1	6.3	
at Arizona	11/18/16		8	1-1	1.000	0-0	.000	0-0	.000	0	0	0	2.5	0	0	0	0	0	2	5.3	
IONA	11/26/16		29	5-13	.385	2-4	.500	2-4	.500	2	2	4	2.8	2	0	1	1	1	14	7.0	
at SMU	11/30/16	*	22	0-6	.000	0-1	.000	2-4	.500	0	1	1	2.5	2	2	1	1	0	2	6.2	
at Tulsa	12/03/16		22	1-8	.125	0-1	.000	2-2	1.000	1	1	2	2.4	4	0	1	0	1	4	5.9	
INDIANA	12/6/16		13	1-3	.333	1-1	1.000	0-0	.000	0	0	0	2.1	4	1	2	0	2	3	5.5	
INCARNATE WORD	12/10/16		20	5-8	.625	1-2	.500	2-2	1.000	0	5	5	2.4	2	1	4	0	0	13	6.3	
at Missouri State	12-17-16	*	15	1-6	.167	0-2	.000	0-0	.000	0	1	1	2.3	1	1	0	0	0	2	5.9	
TEXAS STATE	12/22/16		21	1-4	.250	0-1	.000	0-0	.000	0	3	3	2.4	2	1	3	0	4	2	5.5	
CHARLOTTE	12/30/16	*	37	6-16	.375	1-4	.250	1-2	.500	3	1	4	2.5	4	2	3	0	1	14	6.3	
OLD DOMINION	1/1/17	*	22	3-9	.333	2-3	.667	2-3	.667	0	1	1	2.4	4	0	1	0	0	10	6.5	
at UAB	01/05/17	*	38	4-9	.444	0-0	.000	0-0	.000	2	4	6	2.6	4	0	0	0	0	8	6.6	
at Middle Tennessee	01/07/17	*	40	3-12	.250	0-2	.000	3-4	.750	1	3	4	2.7	4	5	2	0	1	9	6.8	
RICE	1/14/17	*	36	3-11	.273	1-3	.333	1-2	.500	1	1	2	2.7	3	2	2	1	2	8	6.9	
SOUTHERN MISS	1/19/17		18	2-6	.333	1-3	.333	0-0	.000	0	1	1	2.6	3	0	2	0	1	5	6.8	
LOUISIANA TECH	1/21/17		17	0-3	.000	0-1	.000	0-0	.000	0	2	2	2.6	3	1	1	0	0	0	6.4	
at Charlotte	01/26/17	*	37	2-8	.250	1-4	.250	0-0	.000	0	4	4	2.6	2	2	4	0	2	5	6.3	
at Old Dominion	01/28/17	*	23	4-10	.400	0-2	.000	0-0	.000	2	3	5	2.8	3	1	0	0	1	8	6.4	
at Rice	02/04/17	*	23	1-2	.500	0-0	.000	1-1	1.000	0	2	2	2.7	5	1	0	0	2	3	6.2	
FLORIDA ATLANTIC	2/9/17	*	27	8-13	.615	0-1	.000	2-2	1.000	2	7	9	3.0	1	3	3	0	4	18	6.8	
FIU	2/11/17	*	30	4-13	.308	0-2	.000	4-4	1.000	0	2	2	3.0	2	1	2	0	1	12	7.0	
at UTEP	2/16/17	*	22	5-10	.500	0-3	.000	2-2	1.000	0	2	2	2.9	3	0	0	0	1	12	7.2	
at UTSA	2/18/17	*	25	2-10	.200	0-1	.000	4-7	.571	3	1	4	3.0	4	0	2	1	2	8	7.2	
at Louisiana Tech	02/23/17	*	37	3-8	.375	2-5	.400	0-0	.000	1	3	4	3.0	1	6	2	0	2	8	7.3	
at Southern Miss	2/25/17	*	25	1-7	.143	0-3	.000	1-2	.500	1	2	3	3.0	3	1	1	1	0	3	7.1	
WESTERN KENTUCKY	3/2/17	*	26	0-5	.000	0-2	.000	4-4	1.000	2	2	4	3.0	1	0	1	0	0	4	7.0	
MARSHALL	3/4/17	*	38	8-12	.667	2-4	.500	1-1	1.000	1	2	3	3.0	1	2	3	0	1	19	7.4	
vs UAB	03/08/17	*	28	1-6	.167	1-2	.500	0-0	.000	0	1	1	3.0	2	1	0	0	0	3	7.3	
vs Western Kentucky	03/09/17	*	36	5-8	.625	1-1	1.000	4-5	.800	1	3	4	3.0	1	0	2	1	1	15	7.5	
Totals			23	788	85-246	.346	17-66	.258	46-64	.719	28	65	93	3.0	79	35	46	6	30	233	7.5

Games played: 31
 Minutes/game: 25.4
 Points/game: 7.5
 FG Pct: 34.6
 3FG Pct: 25.8
 FT Pct: 71.9

Rebounds/game: 3.0
 Assists/game: 1.1
 Turnovers/game: 1.5
 Assist/turnover ratio: 0.8
 Steals/game: 1.0
 Blocks/game: 0.2

↳ Career Stats

WARREN, Tyara

Season	gp-gs	min/avg	Total		3-Point		F-Throws		Rebounds				Scoring							
			fg-fga	pct	fg-fga	pct	ft-fa	pct	off	def	tot	avg	pf	fo	ast	to	blk	stl	pts	avg
2016-17	31-23	788/25.4	85-246	.346	17-66	.258	46-64	.719	28	65	93	3.0	79	2	35	46	6	30	233	7.5
TOTAL	31-23	788/25.4	85-246	.346	17-66	.258	46-64	.719	28	65	93	3.0	79	2	35	46	6	30	233	7.5



**Grace
Goodhart**

Guard

**Jr., 5-9
Sunnyvale, TX**

↳ CAREER HIGHS (NORTH TEXAS)	
Points:	9, vs. Indiana (Dec. 6, 2016)
Rebounds:	4, vs. ODU (Jan. 1, 2017)
Assists:	2 (6x), last at Southern Miss (Feb. 25, 2017)
Steals:	2, vs. Incarnate Word (Dec. 10, 2016)
Blocks:	1, at SMU (Nov. 30, 2016)
Three-pointers:	2 (2x), vs. Florida Atlantic (Feb. 9, 2017)
Double-doubles:	—
10-point games:	—
10-reb. games:	—

2016-17

- Played in 28 games
- Scored a Mean Green career-high nine points versus Indiana on Dec. 6
- Played a season-high 24 minutes in the Mean Green's 10-point win over Old Dominion on Jan. 1
- Had a season-high four rebounds versus Old Dominion on Jan. 1
- Earned a spot on the C-USA Commissioner's List for having a 3.0 or higher GPA

Loyola 2015-16

- Played in all 30 contests for the Ramblers, averaging 6.6 points and 1.1 assists per game
- Was a Missouri Valley Conference All-Freshman Team selection
- Led Loyola with 40 made three-pointers on the season

High School Highlights

- Averaged 17.1 points, 6 rebounds and 3.5 steals per game as a senior at Sunnyvale High
- Named the Texas 3A State Championship MVP after leading SHS to a title in 2014-15
- Was the TABC Class 3A Player of the Year and a McDonald's All-American nominee



↳ 2016-17 Stats

#02 GOODHART, Grace

Opponent	Date	gs	min	Total		3-Pointers		Free throws		Rebounds				pf	a	t/o	blk	stl	pts	avg
				fg-fga	pct	3fg-fga	pct	ft-fa	pct	off	def	tot	avg							
at Little Rock	11/11/16		21	1-8	.125	1-4	.250	2-2	1.000	1	0	1	1.0	3	2	2	0	0	5	5.0
vs UT Rio Grande Valley	11/18/16		8	0-2	.000	0-0	.000	0-0	.000	0	2	2	1.5	0	1	1	0	0	0	2.5
vs Omaha	11/19/16		17	1-8	.125	0-5	.000	0-0	.000	0	0	0	1.0	2	2	0	0	0	2	2.3
at Arizona	11/18/16	*	18	1-6	.167	1-4	.250	1-4	.250	0	2	2	1.3	1	0	1	0	0	4	2.8
IONA	11/26/16		15	1-2	.500	0-1	.000	0-0	.000	0	1	1	1.2	2	2	0	0	0	2	2.6
at SMU	11/30/16		16	1-2	.500	0-1	.000	0-0	.000	0	0	0	1.0	3	1	1	1	0	2	2.5
at Tulsa	12/03/16		15	1-8	.125	1-7	.143	2-2	1.000	0	1	1	1.0	0	0	1	0	0	5	2.9
INDIANA	12/6/16		20	3-7	.429	2-5	.400	1-2	.500	0	1	1	1.0	2	0	1	0	1	9	3.6
INCARNATE WORD	12/10/16		15	1-3	.333	0-1	.000	2-2	1.000	0	1	1	1.0	0	2	2	0	2	4	3.7
at Missouri State	12-17-16		14	1-5	.200	0-3	.000	0-0	.000	0	0	0	0.9	1	1	0	0	0	2	3.5
TEXAS STATE	12/22/16		6	0-1	.000	0-0	.000	0-0	.000	0	0	0	0.8	0	0	0	0	0	0	3.2
CHARLOTTE	12/30/16		11	3-6	.500	2-5	.400	0-0	.000	0	0	0	0.8	2	2	0	0	0	8	3.6
OLD DOMINION	1/1/17		24	1-9	.111	1-5	.200	0-0	.000	1	3	4	1.0	2	0	1	0	1	3	3.5
at UAB	01/05/17		17	1-5	.200	0-2	.000	2-6	.333	0	0	0	0.9	2	1	2	0	0	4	3.6
at Middle Tennessee	01/07/17		dnp	-	-	-	-	-	-	-	-	-	-	-	-	-	-	-	-	-
RICE	1/14/17		2	0-1	.000	0-0	.000	0-0	.000	0	0	0	0.9	0	0	0	0	0	0	3.3
SOUTHERN MISS	1/19/17		1	0-0	.000	0-0	.000	0-0	.000	0	0	0	0.8	0	0	0	0	0	0	3.1
LOUISIANA TECH	1/21/17		dnp	-	-	-	-	-	-	-	-	-	-	-	-	-	-	-	-	-
at Charlotte	01/26/17		3	0-1	.000	0-0	.000	0-0	.000	0	0	0	0.8	0	1	0	0	0	0	2.9
at Old Dominion	01/28/17		3	0-1	.000	0-0	.000	0-0	.000	0	0	0	0.7	0	0	0	0	0	0	2.8
at Rice	02/04/17		21	1-3	.333	0-0	.000	0-0	.000	0	2	2	0.8	4	1	1	0	0	2	2.7
FLORIDA ATLANTIC	2/9/17		11	3-7	.429	2-2	1.000	0-0	.000	0	1	1	0.8	0	1	0	0	1	8	3.0
FIU	2/11/17		8	0-4	.000	0-2	.000	0-0	.000	0	2	2	0.9	1	0	0	0	0	0	2.9
at UTEP	2/16/17		7	1-1	1.000	1-1	1.000	1-2	.500	0	1	1	0.9	1	0	3	0	0	4	2.9
at UTSA	2/18/17		1	0-0	.000	0-0	.000	0-0	.000	0	0	0	0.8	0	0	1	0	0	0	2.8
at Louisiana Tech	02/23/17		3	0-1	.000	0-1	.000	0-0	.000	0	0	0	0.8	0	0	0	0	0	0	2.7
at Southern Miss	2/25/17		12	0-5	.000	0-4	.000	0-0	.000	0	2	2	0.8	2	2	0	0	0	0	2.6
WESTERN KENTUCKY	3/2/17		9	0-2	.000	0-0	.000	0-0	.000	0	0	0	0.8	0	1	1	0	0	0	2.5
MARSHALL	3/4/17		12	0-2	.000	0-2	.000	0-0	.000	0	1	1	0.8	1	1	1	0	1	0	2.4
vs UAB	03/08/17		dnp	-	-	-	-	-	-	-	-	-	-	-	-	-	-	-	-	-
vs Western Kentucky	03/09/17		8	0-1	.000	0-1	.000	0-0	.000	0	0	0	0.8	3	0	0	0	0	0	2.3
Totals		1	318	21-101	.208	11-56	.196	11-20	.550	2	20	22	0.8	32	21	19	1	6	64	2.3

Games played: 28
 Minutes/game: 11.4
 Points/game: 2.3
 FG Pct: 20.8
 3FG Pct: 19.6
 FT Pct: 55.0

Rebounds/game: 0.8
 Assists/game: 0.8
 Turnovers/game: 0.7
 Assist/turnover ratio: 1.1
 Steals/game: 0.2
 Blocks/game: 0.0

↳ Career Stats

GOODHART, Grace

Season	gp-gs	min/avg	Total		3-Point		F-Throws		Rebounds				Scoring							
			fg-fga	pct	fg-fga	pct	ft-fa	pct	off	def	tot	avg	pf	fo	ast	to	blk	stl	pts	avg
2016-17	28-1	318/11.4	21-101	.208	11-56	.196	11-20	.550	2	20	22	0.8	32	0	21	19	1	6	64	2.3
TOTAL	28-1	318/11.4	21-101	.208	11-56	.196	11-20	.550	2	20	22	0.8	32	0	21	19	1	6	64	2.3



**Orianna
Shillow**

Guard

**Jr., 5-8
Round Rock, TX**

↳ **CAREER HIGHS (NORTH TEXAS)**

Points:	16, vs. Rice (Jan. 30, 2016)
Rebounds:	2, vs. Rice (Jan. 30, 2016)
Assists:	2, at Charlotte (March 5, 2016)
Steals:	2 (2x), last at FIU (Feb. 18, 2016)
Blocks:	—
Three-pointers:	5, vs. Rice (Jan. 30, 2016)
Double-doubles:	—
10-point games:	1, vs. Rice (Jan. 30, 2016)
10-reb. games:	—

2016-17

- Played in four games
- Played in the first half at Middle Tennessee on Jan. 7
- Earned a spot on the C-USA Commissioner's List for having a 3.0 or higher GPA

2015-16

- Appeared in nine games and made three starts on the year
- Nailed five 3-pointers against Rice, a single-game high for NT this season
- Saw first substantial playing time against Rice, playing 36 minutes after playing a total of two minutes all season prior
- Joined the team as a walk on in the fall, suiting up for the first time at Texas State
- Earned a spot on the C-USA Commissioner's Honor Roll for maintaining a GPA of 3.0 or better

High School Highlights

- Played for head coach Keith Allen
- Named First Team All-District 13-6A as a senior
- Was an all-around threat, averaging 8.3 points, 5 rebounds, 2.4 assists and 2.2 steals per game in 2014-15
- Was second in team history for three-pointers made in a season (75)
- Earned Offensive Player of the Year honors from Stony Point



↳ 2016-17 Stats

#13 SHILLOW, Orianna

Opponent	Date	gs	min	Total		3-Pointers		Free throws		Rebounds				pf	a	t/o	blk	stl	pts	avg
				fg-fga	pct	3fg-fga	pct	ft-fa	pct	off	def	tot	avg							
at Little Rock	11/11/16	dnp		-	-	-	-	-	-	-	-	-	-	-	-	-	-	-	-	-
vs UT Rio Grande Valley	11/18/16	dnp		-	-	-	-	-	-	-	-	-	-	-	-	-	-	-	-	-
vs Omaha	11/19/16	0		0-1	.000	0-1	.000	0-0	.000	0	0	0	0.0	0	0	0	0	0	0	0.0
at Arizona	11/18/16	dnp		-	-	-	-	-	-	-	-	-	-	-	-	-	-	-	-	-
IONA	11/26/16	dnp		-	-	-	-	-	-	-	-	-	-	-	-	-	-	-	-	-
at SMU	11/30/16	dnp		-	-	-	-	-	-	-	-	-	-	-	-	-	-	-	-	-
at Tulsa	12/03/16	dnp		-	-	-	-	-	-	-	-	-	-	-	-	-	-	-	-	-
INDIANA	12/6/16	dnp		-	-	-	-	-	-	-	-	-	-	-	-	-	-	-	-	-
INCARNATE WORD	12/10/16	dnp		-	-	-	-	-	-	-	-	-	-	-	-	-	-	-	-	-
at Missouri State	12-17-16	dnp		-	-	-	-	-	-	-	-	-	-	-	-	-	-	-	-	-
TEXAS STATE	12/22/16	dnp		-	-	-	-	-	-	-	-	-	-	-	-	-	-	-	-	-
CHARLOTTE	12/30/16	dnp		-	-	-	-	-	-	-	-	-	-	-	-	-	-	-	-	-
OLD DOMINION	1/1/17	dnp		-	-	-	-	-	-	-	-	-	-	-	-	-	-	-	-	-
at UAB	01/05/17	dnp		-	-	-	-	-	-	-	-	-	-	-	-	-	-	-	-	-
at Middle Tennessee	01/07/17	0		0-0	.000	0-0	.000	0-0	.000	0	0	0	0.0	0	0	0	0	0	0	0.0
RICE	1/14/17	dnp		-	-	-	-	-	-	-	-	-	-	-	-	-	-	-	-	-
SOUTHERN MISS	1/19/17	dnp		-	-	-	-	-	-	-	-	-	-	-	-	-	-	-	-	-
LOUISIANA TECH	1/21/17	dnp		-	-	-	-	-	-	-	-	-	-	-	-	-	-	-	-	-
at Charlotte	01/26/17	dnp		-	-	-	-	-	-	-	-	-	-	-	-	-	-	-	-	-
at Old Dominion	01/28/17	dnp		-	-	-	-	-	-	-	-	-	-	-	-	-	-	-	-	-
at Rice	02/04/17	dnp		-	-	-	-	-	-	-	-	-	-	-	-	-	-	-	-	-
FLORIDA ATLANTIC	2/9/17	1		0-0	.000	0-0	.000	0-0	.000	0	0	0	0.0	0	0	0	0	0	0	0.0
FIU	2/11/17	2		0-0	.000	0-0	.000	0-0	.000	0	0	0	0.0	0	0	0	0	0	0	0.0
at UTEP	2/16/17	dnp		-	-	-	-	-	-	-	-	-	-	-	-	-	-	-	-	-
at UTSA	2/18/17	dnp		-	-	-	-	-	-	-	-	-	-	-	-	-	-	-	-	-
at Louisiana Tech	02/23/17	dnp		-	-	-	-	-	-	-	-	-	-	-	-	-	-	-	-	-
at Southern Miss	2/25/17	dnp		-	-	-	-	-	-	-	-	-	-	-	-	-	-	-	-	-
WESTERN KENTUCKY	3/2/17	dnp		-	-	-	-	-	-	-	-	-	-	-	-	-	-	-	-	-
MARSHALL	3/4/17	dnp		-	-	-	-	-	-	-	-	-	-	-	-	-	-	-	-	-
vs UAB	03/08/17	dnp		-	-	-	-	-	-	-	-	-	-	-	-	-	-	-	-	-
vs Western Kentucky	03/09/17	dnp		-	-	-	-	-	-	-	-	-	-	-	-	-	-	-	-	-
Totals		0	3	0-1	.000	0-1	.000	0-0	.000	0	0	0	0.0	0	0	0	0	0	0	0.0

Games played: 4
 Minutes/game: 0.8
 FG Pct: 0.0
 3FG Pct: 0.0

↳ Career Stats

SHILLOW, Orianna

Season	gp-gs	min/avg	Total		3-Point		F-Throws		Rebounds				Scoring							
			fg-fga	pct	fg-fga	pct	ft-fa	pct	off	def	tot	avg	pf	fo	ast	to	blk	stl	pts	avg
2015-16	9-3	105/11.7	8-20	.400	6-17	.353	1-1	1.000	0	3	3	0.3	6	0	3	2	0	4	23	2.6
2016-17	4-0	3/0.8	0-1	.000	0-1	.000	0-0	.000	0	0	0	0.0	0	0	0	0	0	0	0	0.0
TOTAL	13-3	108/8.3	8-21	.381	6-18	.333	1-1	1.000	0	3	3	0.2	6	0	3	2	0	4	23	1.8



**Justis
Szczepanski**

Post

**RS Soph., 6-3
Portland, OR**

↳ **CAREER HIGHS (NORTH TEXAS)**

Points:	—
Rebounds:	—
Assists:	—
Steals:	—
Blocks:	—
Three-pointers:	—
Double-doubles:	—
10-point games:	—
10-reb. games:	—

2016-17

- Redshirted due to NCAA transfer rules

2015-16 (Baylor)

- Played in 18 games for a Lady Bears team that reached the Elite Eight of the NCAA Tournament
- Played in three of Baylor's four NCAA Tournament games
- Big 12 Commissioner's Honor Roll List Fall 2015

High School Highlights

- Four-star recruit
- Nominee for the 2015 McDonald's All-American Game
- Nominee for the 2015 Elite Basketball Classic
- As a junior at Aledo High School was All-District 7-4A and MVP of the Granbury Tournament



Adrianna Henderson

Guard

**Soph., 5-8
Topeka, KS**

↳ **CAREER HIGHS (NORTH TEXAS)**

Points:	10, vs. Iona (Nov. 27, 2016)
Rebounds:	4, at UAB (Jan. 5, 2017)
Assists:	4 (2x), last at Southern Miss (Feb. 25, 2017)
Steals:	2 (2x), last at UTSA (Feb. 18, 2017)
Blocks:	1 (2x), last at UAB (Jan. 5, 2017)
Three-pointers:	3, at La Tech (Feb. 23, 2017)
Double-doubles:	—
10-point games:	1, vs. Iona (Nov. 27, 2016)
10-reb. games:	—

2016-17

- Saw playing time in 18 games
- Played in 10 of the Mean Green's final 11 games
- Averaged two assists per 10 minutes in conference games
- Had the highest +/- on the team in conference play
- Scored a season-high 10 points versus Iona on Nov. 26
- Had a season-high four assists in just seven minutes of playing time versus FIU on Feb. 11
- Played a season-high 20 minutes at Southern Miss on Feb. 25
- Earned a C-USA Academic Medal for having a 4.0 GPA

High School Highlights

- Tallied 1,248 points in her career and led the city in scoring as a junior (22.1 ppg) and senior (21.6)
- Four-time All-Topeka honoree, including two first-team selections
- Second-Team All-Class 6A (Kansas) selection
- Explosive scorer; Dropped a career-high 39 points in a game during junior year



↳ 2016-17 Stats

#10 HENDERSON, Adrianna

Opponent	Date	gs	min	Total		3-Pointers		Free throws		Rebounds				pf	a	t/o	blk	stl	pts	avg
				fg-fga	pct	3fg-fga	pct	ft-fa	pct	off	def	tot	avg							
at Little Rock	11/11/16	dnp		-	-	-	-	-	-	-	-	-	-	-	-	-	-	-	-	-
vs UT Rio Grande Valley	11/18/16	dnp		-	-	-	-	-	-	-	-	-	-	-	-	-	-	-	-	-
vs Omaha	11/19/16	10		2-6	.333	0-1	.000	0-0	.000	1	0	1	1.0	0	0	1	0	1	4	4.0
at Arizona	11/18/16	dnp		-	-	-	-	-	-	-	-	-	-	-	-	-	-	-	-	-
IONA	11/26/16	11		2-3	.667	1-1	1.000	5-5	1.000	0	1	1	1.0	2	0	3	0	1	10	7.0
at SMU	11/30/16	1		0-1	.000	0-0	.000	0-0	.000	0	0	0	0.7	0	0	0	0	0	0	4.7
at Tulsa	12/03/16	5		1-1	1.000	0-0	.000	0-0	.000	0	0	0	0.5	0	0	0	0	0	2	4.0
INDIANA	12/6/16	6		0-0	.000	0-0	.000	0-0	.000	0	0	0	0.4	1	0	2	0	0	0	3.2
INCARNATE WORD	12/10/16	5		1-1	1.000	1-1	1.000	1-2	.500	0	0	0	0.3	1	1	2	0	2	4	3.3
at Missouri State	12-17-16	15		2-6	.333	0-0	.000	1-1	1.000	1	0	1	0.4	1	1	1	1	1	5	3.6
TEXAS STATE	12/22/16	dnp		-	-	-	-	-	-	-	-	-	-	-	-	-	-	-	-	-
CHARLOTTE	12/30/16	dnp		-	-	-	-	-	-	-	-	-	-	-	-	-	-	-	-	-
OLD DOMINION	1/1/17	dnp		-	-	-	-	-	-	-	-	-	-	-	-	-	-	-	-	-
at UAB	01/05/17	20		2-5	.400	0-1	.000	2-2	1.000	0	4	4	0.9	1	3	3	1	1	6	3.9
at Middle Tennessee	01/07/17	dnp		-	-	-	-	-	-	-	-	-	-	-	-	-	-	-	-	-
RICE	1/14/17	dnp		-	-	-	-	-	-	-	-	-	-	-	-	-	-	-	-	-
SOUTHERN MISS	1/19/17	dnp		-	-	-	-	-	-	-	-	-	-	-	-	-	-	-	-	-
LOUISIANA TECH	1/21/17	dnp		-	-	-	-	-	-	-	-	-	-	-	-	-	-	-	-	-
at Charlotte	01/26/17	dnp		-	-	-	-	-	-	-	-	-	-	-	-	-	-	-	-	-
at Old Dominion	01/28/17	dnp		-	-	-	-	-	-	-	-	-	-	-	-	-	-	-	-	-
at Rice	02/04/17	4		0-1	.000	0-0	.000	1-2	.500	0	0	0	0.8	1	0	1	0	0	1	3.6
FLORIDA ATLANTIC	2/9/17	7		1-1	1.000	0-0	.000	0-0	.000	0	1	1	0.8	0	4	1	0	0	2	3.4
FIU	2/11/17	3		0-0	.000	0-0	.000	0-0	.000	0	0	0	0.7	2	0	0	0	0	0	3.1
at UTEP	2/16/17	15		2-4	.500	2-2	1.000	1-2	.500	0	2	2	0.8	2	3	3	0	0	7	3.4
at UTSA	2/18/17	14		2-4	.500	0-1	.000	0-0	.000	2	0	2	0.9	1	2	1	0	2	4	3.5
at Louisiana Tech	02/23/17	11		3-4	.750	3-3	1.000	0-0	.000	0	0	0	0.9	1	2	2	0	0	9	3.9
at Southern Miss	2/25/17	20		1-4	.250	0-1	.000	2-2	1.000	0	2	2	0.9	2	4	6	0	1	4	3.9
WESTERN KENTUCKY	3/2/17	15		1-3	.333	0-0	.000	5-6	.833	0	1	1	0.9	2	0	3	0	0	7	4.1
MARSHALL	3/4/17	4		0-0	.000	0-0	.000	0-0	.000	0	0	0	0.9	0	1	0	0	1	0	3.8
vs UAB	03/08/17	dnp		-	-	-	-	-	-	-	-	-	-	-	-	-	-	-	-	-
vs Western Kentucky	03/09/17	11		1-1	1.000	0-0	.000	0-2	.000	0	1	1	0.9	2	0	3	0	0	2	3.7
Totals		0	177	21-45	.467	7-11	.636	18-24	.750	4	12	16	0.9	19	21	32	2	10	67	3.7

Games played: 18
 Minutes/game: 9.8
 Points/game: 3.7
 FG Pct: 46.7
 3FG Pct: 63.6
 FT Pct: 75.0

Rebounds/game: 0.9
 Assists/game: 1.2
 Turnovers/game: 1.8
 Assist/turnover ratio: 0.7
 Steals/game: 0.6
 Blocks/game: 0.1

↳ Career Stats

HENDERSON, Adrianna

Season	gp-gs	min/avg	Total		3-Point		F-Throws		Rebounds				Scoring							
			fg-fga	pct	fg-fga	pct	ft-fa	pct	off	def	tot	avg	pf	fo	ast	to	blk	stl	pts	avg
2016-17	18-0	177/9.8	21-45	.467	7-11	.636	18-24	.750	4	12	16	0.9	19	0	21	32	2	10	67	3.7
TOTAL	18-0	177/9.8	21-45	.467	7-11	.636	18-24	.750	4	12	16	0.9	19	0	21	32	2	10	67	3.7



Hannah Hopkins

Post

**Soph., 6-3
Humble, TX**

↳ CAREER HIGHS (NORTH TEXAS)

Points:	2 (3x), last vs. WKU (March 2, 2017)
Rebounds:	3, vs. UTRGV (Nov. 18, 2016)
Assists:	—
Steals:	1, vs. Iona (Nov. 27, 2016)
Blocks:	3, vs. Rice (Jan. 14, 2017)
Three-pointers:	—
Double-doubles:	—
10-point games:	—
10-reb. games:	—

2016-2017

- Tallest North Texas true freshman in eight years
- First North Texas true freshman to start a season opener since 2010
- Fifth most blocks by a true freshman in C-USA
- Led the team with 16 blocks
- Recorded three blocks in the second quarter versus Rice on Jan. 14
- Had three multi-blocks games
- Missed 10 games with an injury
- Earned a C-USA Academic Medal for having a 4.0 GPA

High School Highlights

- District 16-6A Defensive MVP as a senior
- Named Newcomer of the Year in District 13-5A as a sophomore
- Two-time first team all-district selection



↳ 2016-17 Stats

#15 HOPKINS, Hannah

Opponent	Date	gs	min	Total		3-Pointers		Free throws		Rebounds				pf	a	t/o	blk	stl	pts	avg	
				fg-fga	pct	3fg-fga	pct	ft-fa	pct	off	def	tot	avg								
at Little Rock	11/11/16	*	13	1-1	1.000	0-0	.000	0-0	.000	1	1	2	2.0	2	0	1	2	0	2	2.0	
vs UT Rio Grande Valley	11/18/16	*	13	0-1	.000	0-0	.000	0-0	.000	0	3	3	2.5	1	0	3	1	0	0	1.0	
vs Omaha	11/19/16		3	1-1	1.000	0-0	.000	0-0	.000	0	0	0	1.7	2	0	0	0	0	2	1.3	
at Arizona	11/18/16		7	0-1	.000	0-0	.000	0-0	.000	0	1	1	1.5	4	0	3	1	0	0	1.0	
IONA	11/26/16		11	0-2	.000	0-0	.000	0-0	.000	0	1	1	1.4	2	0	0	0	1	0	0.8	
at SMU	11/30/16		9	0-1	.000	0-0	.000	0-2	.000	0	2	2	1.5	1	0	1	2	0	0	0.7	
at Tulsa	12/03/16		6	0-2	.000	0-0	.000	0-0	.000	2	0	2	1.6	2	0	0	1	0	0	0.6	
INDIANA	12/6/16		11	0-1	.000	0-0	.000	0-0	.000	0	0	0	1.4	2	0	0	1	1	0	0.5	
INCARNATE WORD	12/10/16	dnp	-	-	-	-	-	-	-	-	-	-	-	-	-	-	-	-	-	-	
at Missouri State	12-17-16		12	1-1	1.000	0-0	.000	0-0	.000	0	2	2	1.4	2	0	0	1	0	2	0.7	
TEXAS STATE	12/22/16		2	0-0	.000	0-0	.000	0-0	.000	0	0	0	1.3	1	0	0	0	0	0	0.6	
CHARLOTTE	12/30/16		14	1-1	1.000	0-0	.000	0-0	.000	0	0	0	1.2	1	0	1	1	0	2	0.7	
OLD DOMINION	1/1/17		2	0-0	.000	0-0	.000	0-0	.000	0	0	0	1.1	2	0	1	0	0	0	0.7	
at UAB	01/05/17	dnp	-	-	-	-	-	-	-	-	-	-	-	-	-	-	-	-	-	-	
at Middle Tennessee	01/07/17		9	1-2	.500	0-0	.000	0-0	.000	1	1	2	1.2	3	0	1	1	0	2	0.8	
RICE	1/14/17		9	0-0	.000	0-0	.000	0-0	.000	0	0	0	1.1	0	0	0	3	0	0	0.7	
SOUTHERN MISS	1/19/17		2	0-0	.000	0-0	.000	0-0	.000	0	1	1	1.1	1	0	0	0	0	0	0.7	
LOUISIANA TECH	1/21/17	dnp	-	-	-	-	-	-	-	-	-	-	-	-	-	-	-	-	-	-	
at Charlotte	01/26/17	dnp	-	-	-	-	-	-	-	-	-	-	-	-	-	-	-	-	-	-	
at Old Dominion	01/28/17	dnp	-	-	-	-	-	-	-	-	-	-	-	-	-	-	-	-	-	-	
at Rice	02/04/17	dnp	-	-	-	-	-	-	-	-	-	-	-	-	-	-	-	-	-	-	
FLORIDA ATLANTIC	2/9/17	dnp	-	-	-	-	-	-	-	-	-	-	-	-	-	-	-	-	-	-	
FIU	2/11/17	dnp	-	-	-	-	-	-	-	-	-	-	-	-	-	-	-	-	-	-	
at UTEP	2/16/17	dnp	-	-	-	-	-	-	-	-	-	-	-	-	-	-	-	-	-	-	
at UTSA	2/18/17	dnp	-	-	-	-	-	-	-	-	-	-	-	-	-	-	-	-	-	-	
at Louisiana Tech	02/23/17	dnp	-	-	-	-	-	-	-	-	-	-	-	-	-	-	-	-	-	-	
at Southern Miss	2/25/17	dnp	-	-	-	-	-	-	-	-	-	-	-	-	-	-	-	-	-	-	
WESTERN KENTUCKY	3/2/17		6	1-1	1.000	0-0	.000	0-0	.000	0	2	2	1.1	0	0	0	1	0	2	0.8	
MARSHALL	3/4/17		2	0-1	.000	0-0	.000	0-0	.000	0	0	0	1.1	0	0	0	0	0	0	0.7	
vs UAB	03/08/17		5	0-2	.000	0-0	.000	0-0	.000	0	0	0	1.0	0	0	0	1	0	0	0.7	
vs Western Kentucky	03/09/17		9	0-1	.000	0-0	.000	1-2	.500	1	2	3	1.1	0	0	0	0	0	1	0.7	
Totals			2	145	6-19	.316	0-0	.000	1-4	.250	5	16	21	1.1	26	0	11	16	2	13	0.7

Games played: 19
 Minutes/game: 7.6
 Points/game: 0.7
 FG Pct: 31.6
 FT Pct: 25.0

Rebounds/game: 1.1
 Turnovers/game: 0.6
 Steals/game: 0.1
 Blocks/game: 0.8

↳ Career Stats

HOPKINS, Hannah

Season	gp-gs	min/avg	Total		3-Point		F-Throws		Rebounds				Scoring							
			fg-fga	pct	fg-fga	pct	ft-fa	pct	off	def	tot	avg	pf	fo	ast	to	blk	stl	pts	avg
2016-17	19-2	145/7.6	6-19	.316	0-0	.000	1-4	.250	5	16	21	1.1	26	0	0	11	16	2	13	0.7
TOTAL	19-2	145/7.6	6-19	.316	0-0	.000	1-4	.250	5	16	21	1.1	26	0	0	11	16	2	13	0.7



**Jada
Poland**

Forward

**Soph., 6-0
St. Louis, MO**

↳ **CAREER HIGHS (NORTH TEXAS)**

Points:	8, at Rice (Feb. 4, 2017)
Rebounds:	10, vs. WKU (March 2, 2017)
Assists:	1 (2x), last vs. Marshall (March 4, 2017)
Steals:	4, vs. Marshall (March 4, 2017)
Blocks:	1 (2x), last vs. UAB (March 8, 2017)
Three-pointers:	—
Double-doubles:	—
10-point games:	—
10-reb. games:	1, vs. WKU (March 2, 2017)

2016-17

- Scored a season-high eight points at Rice on Feb. 4
- Saw playing time in 20 games
- Had a season-high 10 rebounds versus WKU on March 2
- Played a season-high 20 minutes three times
- Averaged 4.5 rebounds per game in the final 10 games of the season, which was the third highest on the team, while only averaging 13.5 minutes per game
- Grabbed 28 percent of the team's defensive rebounds when on the court over the final 10 games of the season
- Had a season-high 4 steals versus Marshall on March 4
- Earned a spot on the C-USA Commissioner's List for having a 3.0 or higher GPA

High School Highlights

- Had a clip of 15.7 points per game as a senior and averaged a double-double in her final two seasons
- Was a four-year letterwinner at Fort Zumwalt HS, finishing as the team's all-time leading scorer with more than 1,400 points
- An explosive scorer; Set a school single-game record with 40 points vs. Metro High
- Multiple selections to the Class 5, District 3 all-district team



↳ 2016-17 Stats

#12 POLAND, Jada

Opponent	Date	gs	min	Total		3-Pointers		Free throws		Rebounds				pf	a	t/o	blk	stl	pts	avg
				fg-fga	pct	3fg-fga	pct	ft-fa	pct	off	def	tot	avg							
at Little Rock	11/11/16	dnp		-	-	-	-	-	-	-	-	-	-	-	-	-	-	-	-	-
vs UT Rio Grande Valley	11/18/16	dnp		-	-	-	-	-	-	-	-	-	-	-	-	-	-	-	-	-
vs Omaha	11/19/16	12		2-6	.333	0-0	.000	0-0	.000	1	1	2	2.0	1	0	1	0	0	4	4.0
at Arizona	11/18/16	2		0-0	.000	0-0	.000	0-0	.000	0	0	0	1.0	1	0	1	0	0	0	2.0
IONA	11/26/16	2		0-0	.000	0-0	.000	0-0	.000	0	0	0	0.7	0	0	0	0	0	0	1.3
at SMU	11/30/16	6		1-2	.500	0-0	.000	0-0	.000	1	0	1	0.8	1	0	0	0	0	2	1.5
at Tulsa	12/03/16	dnp		-	-	-	-	-	-	-	-	-	-	-	-	-	-	-	-	-
INDIANA	12/6/16	3		0-0	.000	0-0	.000	0-0	.000	0	0	0	0.6	2	0	0	0	0	0	1.2
INCARNATE WORD	12/10/16	10		0-2	.000	0-0	.000	0-0	.000	1	3	4	1.2	2	1	0	0	0	0	1.0
at Missouri State	12-17-16	3		0-0	.000	0-0	.000	0-0	.000	0	1	1	1.1	2	0	0	0	0	0	0.9
TEXAS STATE	12/22/16	3		0-1	.000	0-0	.000	0-0	.000	0	0	0	1.0	0	0	0	0	0	0	0.8
CHARLOTTE	12/30/16	dnp		-	-	-	-	-	-	-	-	-	-	-	-	-	-	-	-	-
OLD DOMINION	1/1/17	dnp		-	-	-	-	-	-	-	-	-	-	-	-	-	-	-	-	-
at UAB	01/05/17	dnp		-	-	-	-	-	-	-	-	-	-	-	-	-	-	-	-	-
at Middle Tennessee	01/07/17	2		0-0	.000	0-0	.000	0-0	.000	0	0	0	0.9	1	0	1	0	1	0	0.7
RICE	1/14/17	dnp		-	-	-	-	-	-	-	-	-	-	-	-	-	-	-	-	-
SOUTHERN MISS	1/19/17	dnp		-	-	-	-	-	-	-	-	-	-	-	-	-	-	-	-	-
LOUISIANA TECH	1/21/17	dnp		-	-	-	-	-	-	-	-	-	-	-	-	-	-	-	-	-
at Charlotte	01/26/17	dnp		-	-	-	-	-	-	-	-	-	-	-	-	-	-	-	-	-
at Old Dominion	01/28/17	1		0-0	.000	0-0	.000	0-0	.000	1	0	1	0.9	0	0	0	0	0	0	0.6
at Rice	02/04/17	16		1-2	.500	0-0	.000	6-8	.750	1	7	8	1.5	3	1	2	0	0	8	1.3
FLORIDA ATLANTIC	2/9/17	20		2-4	.500	0-0	.000	0-0	.000	5	2	7	2.0	1	0	3	0	0	4	1.5
FIU	2/11/17	7		0-0	.000	0-0	.000	0-0	.000	0	2	2	2.0	1	0	0	0	0	0	1.4
at UTEP	2/16/17	7		0-0	.000	0-0	.000	0-0	.000	1	0	1	1.9	0	1	0	0	1	0	1.3
at UTSA	2/18/17	dnp		-	-	-	-	-	-	-	-	-	-	-	-	-	-	-	-	-
at Louisiana Tech	02/23/17	13		0-1	.000	0-0	.000	0-0	.000	1	2	3	2.0	2	0	1	0	0	0	1.2
at Southern Miss	2/25/17	4		0-0	.000	0-0	.000	1-2	.500	1	1	2	2.0	0	0	0	0	0	1	1.2
WESTERN KENTUCKY	3/2/17	20		2-5	.400	0-0	.000	0-0	.000	4	6	10	2.5	1	0	0	1	1	4	1.4
MARSHALL	3/4/17	18		0-1	.000	0-0	.000	2-2	1.000	1	4	5	2.6	1	1	1	0	4	2	1.4
vs UAB	03/08/17	9		0-1	.000	0-0	.000	0-0	.000	0	2	2	2.6	1	0	0	1	0	0	1.3
vs Western Kentucky	03/09/17	20		1-4	.250	0-0	.000	0-1	.000	0	5	5	2.7	1	1	2	1	0	2	1.4
Totals		0	178	9-29	.310	0-0	.000	9-13	.692	18	36	54	2.7	21	5	12	3	7	27	1.4

Games played: 20
 Minutes/game: 8.9
 Points/game: 1.4
 FG Pct: 31.0
 FT Pct: 69.2

Rebounds/game: 2.7
 Assists/game: 0.3
 Turnovers/game: 0.6
 Assist/turnover ratio: 0.4
 Steals/game: 0.4
 Blocks/game: 0.2

↳ Career Stats

POLAND, Jada

Season	gp-gs	min/avg	Total		3-Point		F-Throws		Rebounds				Scoring							
			fg-fga	pct	fg-fga	pct	ft-fa	pct	off	def	tot	avg	pf	fo	ast	to	blk	stl	pts	avg
2016-17	20-0	178/8.9	9-29	.310	0-0	.000	9-13	.692	18	36	54	2.7	21	0	5	12	3	7	27	1.4
TOTAL	20-0	178/8.9	9-29	.310	0-0	.000	9-13	.692	18	36	54	2.7	21	0	5	12	3	7	27	1.4



**Madison
Townley**

Forward

**Soph., 6-0
Duncanville, TX**

↳ **CAREER HIGHS (NORTH TEXAS)**

Points:	8, at Southern Miss (Feb. 25, 2017)
Rebounds:	13, at ODU (Jan. 28, 2017)
Assists:	2, at Arizona (Nov. 22, 2016)
Steals:	1 (5x) last vs. Rice (Jan. 14, 2017)
Blocks:	1 (2x), last vs. Incarnate Word (Dec 10, 2017)
Three-pointers:	—
Double-doubles:	—
10-point games:	—
10-reb. games:	1, at ODU (Jan. 28, 2017)

2016-17

- Played in 25 games
- Made two starts
- Recorded a season-high 13 rebounds at Old Dominion on Jan. 28
- Scored a season-high eight points at Southern Miss on Feb. 25
- Had a combined 22 rebounds in North Texas' two games versus Old Dominion
- Missed six games with an injury, including the final four games
- Earned a spot on the C-USA Commissioner's List for having a 3.0 or higher GPA

High School Highlights

- District 8-6A's Defensive Player of the Year as a senior
- Named to the five-person 6A Girls Basketball State All-Tournament Team in her senior year, her third trip to the tournament with the Pantherettes
- As a junior, was a first team all-district pick and the area's second-highest rebounder (9.6 rpg)
- Completed an undefeated season that culminated in a state championship as a senior; Lost only seven games in four years at Duncanville High



↳ 2016-17 Stats

#41 TOWNLEY, Madi

Opponent	Date	gs	min	Total		3-Pointers		Free throws		Rebounds				pf	a	t/o	blk	stl	pts	avg
				fg-fga	pct	3fg-fga	pct	ft-fa	pct	off	def	tot	avg							
at Little Rock	11/11/16		15	3-6	.500	0-0	.000	0-0	.000	1	2	3	3.0	0	0	2	0	0	6	6.0
vs UT Rio Grande Valley	11/18/16		6	1-2	.500	0-0	.000	0-0	.000	1	0	1	2.0	1	0	0	0	0	2	4.0
vs Omaha	11/19/16		15	1-3	.333	0-0	.000	2-2	1.000	3	2	5	3.0	1	0	1	0	0	4	4.0
at Arizona	11/18/16		21	1-4	.250	0-0	.000	0-2	.000	1	3	4	3.3	2	2	2	0	1	2	3.5
IONA	11/26/16		9	1-3	.333	0-0	.000	0-0	.000	0	0	0	2.6	0	0	0	0	1	2	3.2
at SMU	11/30/16		16	0-2	.000	0-0	.000	0-0	.000	0	2	2	2.5	1	0	0	1	0	0	2.7
at Tulsa	12/03/16		12	1-1	1.000	0-0	.000	0-0	.000	1	1	2	2.4	1	0	0	0	0	2	2.6
INDIANA	12/6/16		9	1-3	.333	0-0	.000	2-4	.500	0	1	1	2.3	0	1	1	0	1	4	2.8
INCARNATE WORD	12/10/16	*	17	0-1	.000	0-0	.000	2-2	1.000	1	2	3	2.3	1	0	1	1	0	2	2.7
at Missouri State	12-17-16		16	1-4	.250	0-0	.000	1-2	.500	1	2	3	2.4	0	1	2	0	0	3	2.7
TEXAS STATE	12/22/16		9	0-1	.000	0-0	.000	0-0	.000	1	2	3	2.5	3	0	1	0	0	0	2.5
CHARLOTTE	12/30/16		18	0-1	.000	0-0	.000	0-0	.000	0	2	2	2.4	0	1	1	0	1	0	2.3
OLD DOMINION	1/1/17		32	0-1	.000	0-0	.000	2-2	1.000	5	4	9	2.9	1	1	0	0	0	2	2.2
at UAB	01/05/17		23	1-2	.500	0-0	.000	1-2	.500	1	2	3	2.9	0	1	1	0	0	3	2.3
at Middle Tennessee	01/07/17		29	0-2	.000	0-0	.000	0-0	.000	0	7	7	3.2	2	0	2	0	1	0	2.1
RICE	1/14/17		20	0-4	.000	0-0	.000	1-2	.500	4	3	7	3.4	1	1	2	0	1	1	2.1
SOUTHERN MISS	1/19/17		17	2-4	.500	0-0	.000	0-0	.000	1	3	4	3.5	0	0	0	0	0	4	2.2
LOUISIANA TECH	1/21/17		4	0-0	.000	0-0	.000	0-0	.000	1	1	2	3.4	2	0	0	0	0	0	2.1
at Charlotte	01/26/17		7	0-1	.000	0-0	.000	1-2	.500	2	0	2	3.3	1	0	0	0	0	1	2.0
at Old Dominion	01/28/17		29	2-5	.400	0-0	.000	0-2	.000	7	6	13	3.8	2	1	0	0	0	4	2.1
at Rice	02/04/17		dnp	-	-	-	-	-	-	-	-	-	-	-	-	-	-	-	-	-
FLORIDA ATLANTIC	2/9/17		dnp	-	-	-	-	-	-	-	-	-	-	-	-	-	-	-	-	-
FIU	2/11/17		12	2-2	1.000	0-0	.000	1-1	1.000	2	0	2	3.7	2	1	1	0	0	5	2.2
at UTEP	2/16/17		22	0-1	.000	0-0	.000	0-0	.000	0	6	6	3.8	0	0	0	0	1	0	2.1
at UTSA	2/18/17		12	0-0	.000	0-0	.000	0-0	.000	1	1	2	3.7	0	0	0	0	0	0	2.0
at Louisiana Tech	02/23/17		18	1-3	.333	0-0	.000	0-0	.000	0	2	2	3.7	2	0	1	0	0	2	2.0
at Southern Miss	2/25/17	*	29	3-4	.750	0-0	.000	2-3	.667	2	6	8	3.8	0	0	0	0	0	8	2.3
WESTERN KENTUCKY	3/2/17		dnp	-	-	-	-	-	-	-	-	-	-	-	-	-	-	-	-	-
MARSHALL	3/4/17		dnp	-	-	-	-	-	-	-	-	-	-	-	-	-	-	-	-	-
vs UAB	03/08/17		dnp	-	-	-	-	-	-	-	-	-	-	-	-	-	-	-	-	-
vs Western Kentucky	03/09/17		dnp	-	-	-	-	-	-	-	-	-	-	-	-	-	-	-	-	-
Totals		2	417	21-60	.350	0-0	.000	15-26	.577	36	60	96	3.8	23	10	18	2	7	57	2.3


Games played: 25
 Minutes/game: 16.7
 Points/game: 2.3
 FG Pct: 35.0
 FT Pct: 57.7

Rebounds/game: 3.8
 Assists/game: 0.4
 Turnovers/game: 0.7
 Assist/turnover ratio: 0.6
 Steals/game: 0.3
 Blocks/game: 0.1

↳ Career Stats

TOWNLEY, Madi

Season	gp-gs	min/avg	Total		3-Point		F-Throws		Rebounds				Scoring							
			fg-fga	pct	fg-fga	pct	ft-fa	pct	off	def	tot	avg	pf	fo	ast	to	blk	stl	pts	avg
2016-17	25-2	417/16.7	21-60	.350	0-0	.000	15-26	.577	36	60	96	3.8	23	0	10	18	2	7	57	2.3
TOTAL	25-2	417/16.7	21-60	.350	0-0	.000	15-26	.577	36	60	96	3.8	23	0	10	18	2	7	57	2.3



**Brittany
Smith**

Point Guard

**Jr., 5-6
Houston, TX**



**Callie
Owens**

Guard

**Soph., 5-10
Plano, TX**

2015-17 (South Plains College)

- 2017 Western Junior College Conference Defensive Player of the Year
- 2017 WJCC First Team All-Conference
- Her 15 assists on Feb. 23 against Clarendon College is a program record for a single game
- Led the Lady Texans to the second round of the 32-team NJCAA Tournament and a 28-6 record
- Finished the 2016-17 year with a 1.6 assist/turnover ratio
- Averaged 10 points, 5.5 rebounds and 4.1 assists per game
- Scored a career-best 22 points versus Midland College on Feb. 2
- Grabbed a career-high 12 rebounds at Odessa College on Feb. 9
- Recorded her first double-double on Feb. 23 versus Clarendon College with 11 points and 15 assists

High School Highlights (Spring High School)

- Four-time first team all-district selection
- 2013 Newcomer of the Year
- 2014 GHAGBA Preseason Top 50
- Averaged 14 points, 5 rebounds and 3.3 assists per game as a senior in 2015

2017-18

- Redshirting due to NCAA transfer rules

2016-17 (Pacific)

- Played in 27 games for the Tigers and started one game
- Averaged 5.8 points per game and made 30 percent of her 3-point attempts
- Scored a season-high 20 points and grabbed seven rebounds versus Pepperdine on Feb. 4
- Made a season-high six 3-pointers versus Pepperdine on Feb. 4
- Scored 10 points and had five rebounds versus Marquette on Nov. 26.

High School Highlights


- Attended Plano West Senior High
- Led the Wolves to a 33-5 record as a senior and reached the UIL 6A Regional Final
- The No. 97 ranked guard in the country by ESPN
- In 2014 earned District Newcomer of the Year award
- Wolves went undefeated in district as a junior



**Lauren
Holmes**

Guard

**Fr., 5-9
Fayetteville, AR**



**Trena
Mims**

Point Guard

**Fr., 5-5
Muskogee, OK**

High School Highlights

- Named 2016-17 Arkansas Prep Female Athlete of the Year
- Won nine state championships between team and individual awards
- Won five team state championships in three different sports
- Claimed three team state titles her senior year
- Two-time state champ in basketball (sophomore and senior seasons)
- Two-time state champ in track and field (junior and senior season)
- Won a volleyball state championship her senior season
- Won a individual state title in the long jump and 4x100 relay her senior year
- Won individual state titles in hurdles and long jump as a junior
- 2016 Adidas Basketball 3-Stripe All-American
- Two-time Arkansas All-State selectee for basketball
- Fayetteville High School finished the 2016-17 season ranked No. 33 in the country for basketball
- 2015 All-NWADG Girls Basketball Newcomer of the Year
- 2015, 2016, 2017 NWA Track Athlete of the Year

High School Highlights

- 2017 OGBCA All-State selectee
- 2017 Frontier Conference Offensive Player of the Year
- 2017 First Team All-Conference
- As a senior was a Vype Oklahoma Basketball Player of the Year Nominee
- Averaged 19.2 points per game as a senior
- 2016 All-State Honorable Mention
- Reached either the state semifinals or finals in her freshman, sophomore and junior seasons



**Deja
Terrell**

Forward

**Fr., 6-1
Dallas, TX**

High School Highlights

- No. 19 ranked Texas recruit
- McDonald's High School All-American Nominee
- First girls basketball player from Life Oak Cliff to earn a DI scholarship
- Averaged 18.2 points, 10.8 rebounds and 2.8 blocks per game as a senior
- Named 2017 All-District Offensive MVP
- Named 2017 All-Region
- Averaged 14.2 points and 8.3 rebounds per game as a junior
- Won more than 90 percent of her district games
- Two time first team all-district in volleyball



IN REVIEW

Game-by-Game Results

DATE	OPP.	W/L	SCORE	SCORING	REBOUNDING
11-11-16	at Little Rock#	L	55-44	Candice Adams (9)	Terra Ellison (9)
11-18-16	vs. UTRGV#	L	74-69	Terriell Bradley (21)	Micayla Buckner (10)
11-19-16	vs. Nebraska-Omaha#	L	85-57	Candice Adams (8)	
				Micayla Buckner (8)	Micayla Buckner (5)
				Kelsey Criner (8)	Tosin Mabodu (5)
				Terra Ellison (8)	
11-22-16	at Arizona	W	62-58	Terriell Bradley (17)	Terra Ellison (7)
11-26-16	vs. Iona	W	66-55	Tyara Warren (14)	Micayla Buckner (8)
1-30-16	at SMU	L	65-51	Terriell Bradley (22)	Terra Ellison (8)
12-3-16	at Tulsa	L	63-58	Tosin Mabodu (10)	Tosin Mabodu (18)
12-6-16	vs. Indiana	L	94-64	Kelsey Criner (17)	Terra Ellison (3)
12-10-16	vs. Incarnate Word	W	84-61	Terra Ellison (19)	Terra Ellison (8)
12-17-16	at Missouri State	L	63-54	Candice Adams (11)	Kelsey Criner (6)
				Kelsey Criner (11)	
12-22-16	vs. Texas State	L	59-58	Terriell Bradley (19)	Micayla Buckner (5)
12-30-16	vs. Charlotte*	L	78-63	Terriell Bradley (14)	Terra Ellison (15)
				Terra Ellison (14)	
				Tyara Warren (14)	
1-1-17	vs. Old Dominion*	W	65-55	Terriell Bradley (22)	Madison Townley (9)
1-5-17	at UAB*	W	59-58(OT)	Terra Ellison (11)	Toain Mabodu (7)
1-7-17	at Middle Tennessee*	L	60-52	Terriell Bradley (18)	Terriell Bradley (9)
1-14-17	vs. Rice*	L	51-49	Terriell Bradley (15)	Madison Townley (7)
1-19-17	vs. Southern Miss*	W	75-62	Candice Adams (16)	Terra Ellison (8)
1-21-17	vs. Louisiana Tech*	L	72-65	Terriell Bradley (19)	Terra Ellison (7)
1-26-17	at Charlotte*	L	66-49	Terra Ellison (14)	Terra Ellison (10)
					Tosin Mabodu (10)
1-28-17	at Old Dominion*	L	62-47	Terriell Bradley (16)	Madison Townley (13)
2-4-17	at Rice*	W	77-69(OT)	Kelsey Criner (25)	Jada Poland (8)
2-9-17	vs. Florida Atlantic*	W	79-57	Tyara Warren (18)	Terriell Bradley (9)
					Tyara Warren (9)
2-16-17	at UTEP*	W	76-69	Terriell Bradley (18)	Terriell Bradley (7)
2-18-17	at UTSA*	W	58-55(OT)	Kelsey Criner (15)	Terra Ellison (8)
2-23-17	at Louisiana Tech*	L	65-49	Kelsey Criner (9)	Terra Ellison (4)
					Tyara Warren (4)
2-25-17	at Southern Miss*	L	70-48	Terra Ellison (13)	Madison Townley (8)
3-2-17	vs. Western Kentucky*	L	75-55	Terriell Bradley (18)	Jada Poland (10)
3-4-17	vs. Marshall*	L	60-57	Tyara Warren (19)	Terra Ellison (8)
3-8-17	vs. UAB ^	W	65-62 (2OT)	Terra Ellison (21)	Terriell Bradley (11)
3-9-17	vs. Western Kentucky ^	L	78-51	Tyara Warren (15)	Jada Poland (5)

Preseason WNIT

* Conference Opponent

^ Conference USA Tournament

ATTENDANCE SUMMARY	GAMES	TOTAL	AVERAGE
HOME	13	13,154	1,012
AWAY	14	26,235	1,874
NEUTRAL	4	892	223
TOTAL	31	40,281	1,299



RECORD:	OVERALL	HOME	AWAY	NEUTRAL
ALL GAMES	12-19	6-7	5-9	1-3
CONFERENCE	8-10	4-5	4-5	0-0
NON-CONFERENCE	4-9	2-2	1-4	1-3

#	Player	gp-gs	min	Total		3-Point		F-Throw		Rebounds				pf	dq	a	to	blk	stl	pts	avg	
				fg-fga	fg%	3fg-fga	3fg%	ft-fa	ft%	off	def	tot	avg									
23	BRADLEY, Terriell	31-29	890	28.7	122-334	.365	33-107	.308	121-154	.786	43	72	115	3.7	92	2	55	89	10	37	398	12.8
20	ELLISON, Terra	31-31	1002	32.3	141-289	.488	12-24	.500	42-52	.808	71	118	189	6.1	95	6	26	65	9	28	336	10.8
03	CRINER, Kelsey	29-26	852	29.4	92-231	.398	15-60	.250	56-80	.700	25	68	93	3.2	72	0	105	113	2	49	255	8.8
01	WARREN, Tyara	31-23	788	25.4	85-246	.346	17-66	.258	46-64	.719	28	65	93	3.0	79	2	35	46	6	30	233	7.5
14	ADAMS, Candice	29-24	871	30.0	80-219	.365	58-165	.352	11-12	.917	9	40	49	1.7	63	3	38	50	2	27	229	7.9
34	BUCKNER, Micayla	30-6	432	14.4	59-126	.468	0-0	.000	16-34	.471	37	53	90	3.0	80	1	3	46	13	19	134	4.5
10	HENDERSON, Adriann	18-0	177	9.8	21-45	.467	7-11	.636	18-24	.750	4	12	16	0.9	19	0	21	32	2	10	67	3.7
02	GOODHART, Grace	28-1	318	11.4	21-101	.208	11-56	.196	11-20	.550	2	20	22	0.8	32	0	21	19	1	6	64	2.3
30	MABODU, Tosin	21-11	254	12.1	24-43	.558	0-0	.000	14-29	.483	26	33	59	2.8	47	1	3	26	2	10	62	3.0
41	TOWNLEY, Madi	25-2	417	16.7	21-60	.350	0-0	.000	15-26	.577	36	60	96	3.8	23	0	10	18	2	7	57	2.3
12	POLAND, Jada	20-0	178	8.9	9-29	.310	0-0	.000	9-13	.692	18	36	54	2.7	21	0	5	12	3	7	27	1.4
15	HOPKINS, Hannah	19-2	145	7.6	6-19	.316	0-0	.000	1-4	.250	5	16	21	1.1	26	0	0	11	16	2	13	0.7
13	SHILLOW, Orianna	4-0	3	0.8	0-1	.000	0-1	.000	0-0	.000	0	0	0	0.0	0	0	0	0	0	0	0	0.0
Team											56	64	120				13					
Total.....		31	6327		681-1743	.391	153-490	.312	360-512	.703	360	657	1017	32.8	649	15	322	540	68	232	1875	60.5
Opponents.....		31	6325		694-1617	.429	138-448	.308	479-676	.709	357	772	1129	36.4	571	-	330	573	111	274	2005	64.7

TEAM STATISTICS	NT	OPP	Date	Opponent	Score	Att.																
SCORING	1875	2005	11/11/16	at Little Rock	L 44-55	1725																
Points per game	60.5	64.7	11/18/16	vs UT Rio Grande Valley	L 69-74	892																
Scoring margin	-4.2	-	11/19/16	vs Omaha	L 57-85	0																
FIELD GOALS-ATT	681-1743	694-1617	11/18/16	at Arizona	W 62-58	8442																
Field goal pct	.391	.429	11/26/16	IONA	W 66-55	1178																
3 POINT FG-ATT	153-490	138-448	11/30/16	at SMU	L 51-65	833																
3-point FG pct	.312	.308	12/03/16	at Tulsa	L 58-63	211																
3-pt FG made per game	4.9	4.5	12/6/16	INDIANA	L 64-94	2164																
FREE THROWS-ATT	360-512	479-676	12/10/16	INCARNATE WORD	W 84-61	363																
Free throw pct	.703	.709	12-17-16	at Missouri State	L 54-63	2176																
F-Throws made per game	11.6	15.5	12/22/16	TEXAS STATE	L 58-59	725																
REBOUNDS	1017	1129	* 12/30/16	CHARLOTTE	L 63-78	1283																
Rebounds per game	32.8	36.4	* 1/1/17	OLD DOMINION	W 65-55	811																
Rebounding margin	-3.6	-	* 01/05/17	at UAB	Wot 59-58	522																
ASSISTS	322	330	* 01/07/17	at Middle Tennessee	L 52-60	3632																
Assists per game	10.4	10.6	* 1/14/17	RICE	L 49-51	1073																
TURNOVERS	540	573	* 1/19/17	SOUTHERN MISS	W 75-62	826																
Turnovers per game	17.4	18.5	* 1/21/17	LOUISIANA TECH	L 65-72	1098																
Turnover margin	+1.1	-	* 01/26/17	at Charlotte	L 49-66	1163																
Assist/turnover ratio	0.6	0.6	* 01/28/17	at Old Dominion	L 47-62	1827																
STEALS	232	274	* 02/04/17	at Rice	Wot 77-69	510																
Steals per game	7.5	8.8	* 2/9/17	FLORIDA ATLANTIC	W 79-57	667																
BLOCKS	68	111	* 2/11/17	FIU	W 69-49	953																
Blocks per game	2.2	3.6	* 2/16/17	at UTEP	W 76-69	1512																
ATTENDANCE	13154	27127	* 2/18/17	at UTSA	Wot 58-55	606																
Home games-Avg/Game	13-1012	14-1874	* 02/23/17	at Louisiana Tech	L 49-65	1648																
Neutral site-Avg/Game	-	4-223	* 2/25/17	at Southern Miss	L 48-70	1428																
			* 3/2/17	WESTERN KENTUCKY	L 55-75	1037																
			* 2/4/17	MARSHALL	L 57-60	976																
Score by Periods	1st	2nd	3rd	4th	OT	OT2	Totals															
North Texas	473	366	483	512	35	6	1875	03/08/17	vs UAB	Wot2	65-62	0										
Opponents	494	458	485	542	23	3	2005	03/09/17	vs Western Kentucky	L	51-78	0										

* = Conference game



IN REVIEW

All-Time Series

Opponent	W	L	First Mtg.	Last Mtg.
Abilene Christian	4	2	1-17-80	11-23-13
Air Force	2	0	11-28-99	12-2-00
Alabama	1	1	12-7-11	11-19-12
Alcorn State	4	2	12-2-88	11-29-02
American	0	1	12-17-95	12-17-95
Angelo State	2	1	1-28-77	1-3-86
Arizona	1	4	12-21-10	11-22-16
Arizona State	0	1	11-30-91	11-30-91
Arkansas	2	2	2-8-80	2-22-07
Arkansas-Little Rock	11	13	2-14-86	11-11-16
Arkansas-Monticello	1	0	11-21-07	11-21-07
Arkansas State	11	20	2-12-83	2-27-13
Austin College	2	0	12-13-97	12-13-98
Baylor	12	17	11-22-76	11-10-06
Bethune-Cookman	1	0	11-24-13	11-24-13
Binghamton	1	1	11-30-03	11-19-04
Boise State	5	3	1-23-97	2-27-00
Boston College	0	1	11-26-05	11-26-05
Cal Poly	2	2	2-14-97	1-23-00
Cal State-Fullerton	2	2	2-9-97	2-20-00
Cal State-Northridge	1	0	12-4-86	12-4-86
Cameron	1	3	11-22-79	1-4-14
Canisius	1	0	11-29-03	11-29-03
Central Connecticut State	1	0	11-25-89	11-25-89
Charleston Southern	0	1	11-29-08	11-29-08
Charlotte	0	7	1-11-14	1-26-17
Colorado State	0	1	11-19-81	11-19-81
Columbia	1	0	12-31-99	12-31-99
Cornell	1	0	11-30-05	11-30-05
Davidson	0	1	11-26-10	11-26-10
Denver	9	17	1-13-01	12-28-14
Drake	0	2	1-11-77	11-30-10
East Carolina	0	1	2-15-14	2-15-14
East Central State	0	2	1-27-83	2-8-83
Eastern Illinois	0	1	11-23-14	11-23-14
East Texas State	2	0	2-5-77	2-24-78
Florida	0	2	12-3-83	12-6-96
Florida Atlantic	5	9	1-20-07	2-9-17
FIU	11	10	1-18-01	2-11-17
Fordham	1	0	12-9-78	12-9-78
Fresno State	1	0	11-26-89	11-26-89
George Washington	0	2	11-17-09	11-21-10
Georgia State	1	0	12-12-87	12-12-87
Grand Canyon	0	1	11-26-13	11-26-13
Hampton	2	0	12-8-04	11-17-06
Harvard	0	1	12-17-94	12-17-94
Hawaii	1	0	11-21-81	11-21-81
Houston	6	14	12-10-77	11-14-14
Idaho	2	6	1-25-97	2-24-00
Illinois	0	1	12-7-02	12-7-02
Incarinate Word	2	0	12-21-15	12-10-16
Indiana	0	3	12-11-02	12-6-16
Indiana State	1	0	11-22-03	11-22-03
Iona	1	1	12-13-15	11-26-16
IPFW	1	0	12-6-01	12-6-01
IUPUI	1	0	12-5-15	12-15-15

Opponent	W	L	First Mtg.	Last Mtg.
Jackson State	1	0	12-3-88	12-3-88
Kansas State	0	1	11-25-83	11-25-83
Lamar	8	8	1-28-80	12-17-90
La Salle	1	1	12-8-90	12-16-15
Long Beach State	1	4	2-2-97	1-16-00
Louisiana-Lafayette	18	17	2-4-84	3-8-13
Louisiana-Monroe	10	29	2-5-83	2-14-13
Louisiana Tech	0	11	1-8-90	2-23-17
Louisville	0	1	12-11-92	12-11-92
Loyola Chicago	1	0	11-25-06	11-25-06
LSU	0	3	12-30-00	11-30-04
Marshall	3	3	12-4-07	3-4-17
Mary Hardin-Baylor	1	0	2-24-77	2-24-77
Massachusetts	0	1	11-21-14	11-21-14
McNeese State	14	13	1-22-83	2-15-96
Memphis	1	0	11-17-01	11-17-01
Michigan	1	0	12-4-93	12-4-93
Middle Tennessee	4	19	1-6-01	1-7-17
Midwestern State	2	4	2-24-78	11-23-07
Mississippi	0	1	12-17-77	12-17-77
Mississippi College	0	1	3-2-84	3-2-84
Mississippi State	0	2	12-15-77	12-4-10
Missouri	0	2	12-11-87	12-28-09
Missouri State	0	3	12-11-11	12-17-16
Montana	0	1	12-7-90	12-7-90
Navy	1	0	11-11-07	11-11-07
Nebraska	0	1	12-20-98	12-20-98
Nebraska-Omaha	0	1	11-19-16	11-19-16
Nevada	4	4	1-19-97	3-4-00
New Mexico	3	3	12-18-93	11-23-12
New Mexico State	11	8	12-3-95	2-2-05
New Orleans	16	8	12-6-79	2-10-10
Nicholls	8	2	1-25-92	12-20-11
Northern Arizona	1	1	11-29-91	12-19-92
Northern Colorado	1	2	12-13-82	11-17-14
Northern Illinois	1	0	12-7-96	12-7-96
Northwestern State	3	17	1-24-81	12-21-06
Ohio State	1	0	12-16-77	12-16-77
Old Dominion	2	6	2-8-14	1-28-17
Oklahoma	3	21	2-2-79	11-16-15
Oklahoma City	2	3	11-29-80	1-15-85
Oklahoma State	1	12	2-12-79	12-1-13
Oral Roberts	3	7	3-8-78	11-16-11
Oregon State	1	0	12-2-11	12-2-11
Pacific	2	3	1-31-97	3-8-00
Phillips University	0	1	1-13-78	1-13-78
Prairie View A&M	2	0	12-22-05	11-28-06
Providence	0	1	12-8-78	12-8-78
Purdue	0	3	1-5-83	12-8-01
Ranger College	2	0	12-4-76	1-20-77
Rhode Island	1	0	12-10-78	12-10-78
Rice	4	6	1-14-87	2-4-17
Sacramento State	0	1	12-3-93	12-3-93
Samford	0	1	11-27-09	11-27-09
Sam Houston State	22	12	3-3-78	12-8-10
San Diego State	0	1	11-23-96	11-23-96
San Francisco	1	2	11-24-89	11-13-15
Savannah State	0	1	12-16-77	12-16-77
SMU	16	31	2-25-77	11-30-16

Opponent	W	L	First Mtg.	Last Mtg.
South Alabama	14	8	1-2-00	2-23-13
Southeastern La.	0	3	1-28-78	1-9-85
Southeastern Okla.	3	0	11-28-80	1-16-82
Southern Arkansas	1	0	11-22-05	11-22-05
Southern Mississippi	2	4	3-5-14	2-25-17
Southwestern	0	2	1-7-83	1-28-84
Stephen F. Austin	2	27	3-3-78	11-12-10
St. Bonaventure	1	0	11-24-12	11-24-12
St. Mary's (TX)	2	0	2-13-82	1-4-97
Tarleton State	1	1	11-30-76	12-10-76
TCU	15	8	2-17-77	12-31-03
Temple College	1	0	11-30-78	11-30-78
Texas	0	11	12-2-78	12-17-11
Texas A&M	4	13	11-21-78	12-31-14
Texas A&M-CC	7	2	11-19-99	12-3-11
Texas Southern	4	3	3-2-78	11-20-98
Texas State	8	17	1-28-77	12-22-16
Texas Tech	2	10	1-11-78	12-2-01
Texas Wesleyan	7	5	1-14-77	11-16-97
Texas Woman's	9	5	12-6-76	2-15-88
Troy	10	4	12-12-92	2-16-13
Tulane	0	5	12-9-79	2-5-14
Tulsa	0	7	1-20-83	12-3-16
UAB	6	1	12-1-00	3-8-17
UCF	2	0	11-18-00	12-17-01
UC-Irvine	4	3	12-21-94	12-20-05
UC-Riverside	1	0	12-8-02	12-8-02
UC-Santa Barbara	0	5	1-10-97	1-20-00
UMBC	1	0	11-17-00	11-17-00
UMKC	6	0	12-8-00	12-14-14
USF	0	1	12-18-94	12-18-94
UT Arlington	21	22	1-26-77	12-21-14
UTEP	4	6	11-14-80	2-16-17
UTRGV	5	2	12-10-98	11-18-16
UTSA	16	9	2-5-82	2-18-17
Valparaiso	1	1	12-8-07	12-6-08
Vanderbilt	0	1	11-30-97	11-30-97
VCU	0	2	12-19-95	12-20-96
Washington	0	1	3-12-86	3-12-86
Washington State	1	0	12-30-88	12-30-88
Wayland Baptist	0	3	12-15-78	1-11-82
Weatherford College	0	2	1-22-77	2-21-77
Weber State	1	2	1-7-03	12-4-15
West Texas State	2	5	2-22-79	2-10-86
Western Kentucky	6	17	2-3-01	3-9-17
Western Michigan	1	0	12-6-97	12-6-97
William & Mary	0	1	11-19-06	11-19-06
Wyoming	0	1	11-26-83	11-26-83
Winthrop	0	1	11-9-07	11-9-07
Xavier (La.)	0	2	12-6-80	1-10-81
Yale	1	0	11-22-00	11-22-00



↳ Individual Highs

POINTS

25 K. Criner at Rice (2/4/17)
 22 T. Bradley vs Old Dominion (1/1/17)
 22 T. Bradley at SMU (11/30/16)
 21 T. Ellison vs. UAB (3/8/17)
 21 T. Bradley vs. UTRGV (11/18/16)

FIELD GOALS MADE

10 T. Ellison vs. UAB (3/8/17)
 8 T. Warren vs. Marshall (3/4/17)
 8 T. Warren vs. Florida Atlantic (2/9/17)
 8 K. Criner at Rice (2/4/17)
 8 T. Ellison vs. Incarnate Word (12/10/16)

FIELD GOAL ATTEMPTS

21 T. Bradley at Old Dominion (1/28/17)
 20 T. Bradley vs. UTRGV (11/18/16)

FIELD GOAL PERCENTAGE (min 5 made)

1.000 (5-5) T. Ellison vs. Florida Atlantic (2/9/17)
 1.000 (5-5) M. Buckner vs. Iona (11/26/16)
 .778 (7-8) T. Mabodu at Tulsa (12/3/16)

3 PT FIELD GOALS MADE

6 C. Adams vs. LA Tech (1/21/17)
 4 C. Adams at UTSA (2/18/17)
 4 C. Adams vs. Southern Miss (1/19/17)

3 PT FG ATTEMPTS

13 C. Adams vs. LA Tech (1/21/17)
 10 C. Adams at UTSA (2/18/17)
 10 T. Bradley vs. UTRGV (11/18/16)

3 PT FG PERCENTAGE (min 3 made)

1.000 (3-3) A. Henderson at LA Tech (2/23/17)
 .750 (3-4) C. Adams at SMU (11/30/16)
 .600 (3-5) T. Bradley vs. FIU (2/11/17)
 .600 (3-5) C. Adams at Little Rock (11/11/16)

FREE THROWS MADE

11 T. Bradley at Middle Tennessee (1/7/17)
 10 T. Bradley at UTEP (2/16/17)
 10 T. Ellison at Old Dominion (1/28/17)

FREE THROW ATTEMPTS

14 T. Bradley at Middle Tennessee (1/7/17)
 13 T. Bradley at UTEP (2/16/17)
 12 K. Criner at Rice (2/4/17)

FT Pct (min 6 made)

1.00 (10-10) T. Ellison at Old Dominion (1/28/17)
 1.00 (6-6) K. Criner at UTEP (2/16/17)
 .900 (9-10) T. Bradley vs Texas State (12/22/16)

REBOUNDS

15 T. Ellison vs. Charlotte (12/30/16)
 13 T. Bradley vs. FIU (2/11/17)
 13 M. Townley at Old Dominion (1/28/17)

ASSISTS

9 K. Criner vs. FIU (2/11/17)
 8 K. Criner vs. UAB (3/8/17)
 7 K. Criner at Arizona (11/18/16)

STEALS

5 T. Bradley at Old Dominion (1/28/17)
 4 (10x) last J. Poland vs. Marshall (3/4/17)

BLOCKED SHOTS

3 (3x) last M. Buckner vs. UAB (3/8/17)
 2 (4x) last M. Buckner vs. Florida Atlantic (2/9/17)

↳ North Texas Best

POINTS

84 vs. Incarnate Word (12/10/16)
 79 vs. Florida Atlantic (2/9/17)
 77(ot) at Rice (2/4/17)

FIELD GOALS MADE

35 vs. Florida Atlantic (2/9/17)
 30 vs. Incarnate Word (12/10/16)
 28 vs. UAB (3/8/17)

FIELD GOAL ATTEMPTS

68 vs. Florida Atlantic (2/9/17)
 67 vs. FIU (2/11/17)
 67 vs. Omaha (11/19/16)
 67 vs. UTRGV (11/18/16)

FIELD GOAL PERCENTAGE

.560 (28-50) vs. Southern Miss (1/19/17)
 .515 (35-68) vs. Florida Atlantic (2/9/17)

3 PT FIELD GOALS MADE

10 vs. Southern Miss (1/19/17)
 9 vs. Incarnate Word (12/10/16)
 8(3x) last at LA Tech (2/23/17)

3 PT FG ATTEMPTS

22 vs. LA Tech (1/24/17)
 21 vs. Marshall (3/4/17)
 21 vs. FIU (2/11/17)

3 PT FG PERCENTAGE

.529 (9-17) vs. Incarnate Word (12/10/16)
 .526 (10-19) vs. Southern Miss (1/19/17)

FREE THROWS MADE

24 at Rice (2/4/17)
 22 at UTEP (2/16/17)
 18 vs. UTRGV (11/18/16)

FREE THROW ATTEMPTS

38 at Rice (2/4/17)
 27 at UTEP (2/16/17)
 25 vs. UTRGV (11/18/16)

FREE THROW PERCENTAGE

1.000 (6-6) vs. Florida Atlantic (2/9/17)
 .933 (14-15) at Tulsa (12/3/16)

REBOUNDS

45 at Charlotte (1/26/17)
 43 vs. Florida Atlantic (2/9/17)
 42 vs. UTRGV (11/18/16)

ASSISTS

17 vs. FIU (2/11/17)
 16 at LA Tech (2/23/17)
 16 vs. Southern Miss (1/19/17)

STEALS

13 vs. Indiana (12/6/16)
 11 vs. FIU (2/11/17)
 11 at Tulsa (12/3/16)

BLOCKED SHOTS

7 vs. UAB (3/8/17)
 7 at SMU (11/30/16)

TURNOVERS (LOW)

11 at Missouri State (12/17/16)
 12 vs. FIU (2/11/17)

FOULS (LOW)

13 vs. Incarnate Word (12/10/16)
 13 vs. UAB (3/8/17)

↳ Opposition Worst

POINTS

49 vs. FIU (2/11/17)
 51 vs. Rice (1/14/17)
 55(3x) last at UTSA (2/18/17)

FIELD GOALS MADE

15 at Middle Tennessee (1/7/17)
 17 at Little Rock (11/11/16)
 17 vs. FIU (2/11/17)

FIELD GOAL ATTEMPTS

39 at LA Tech (2/23/17)
 40 vs. FIU (2/11/17)
 42 at Tulsa (12/3/16)

FIELD GOAL PERCENTAGE

.306 (19-62) vs. Florida Atlantic (2/9/17)
 .341 (15-44) at Middle Tennessee (1/7/17)

3 PT FIELD GOALS MADE

1(3x) last vs. FIU (2/11/17)

3 PT FG ATTEMPTS

3 at LA Tech (2/23/17)
 6 at SMU (11/30/16)
 8(2x) last at UTEP (2/16/17)

3 PT FG PERCENTAGE

.067 (1-15) vs. Iona (11/26/16)
 .083 (1-12) vs. FIU (2/11/17)

FREE THROWS MADE

3 vs. Rice (1/14/17)
 6 vs. Iona (11/26/16)
 8(3x) last at UTSA (2/18/17)

FREE THROW ATTEMPTS

5 vs. Rice (1/14/17)
 10 vs. Incarnate Word (12/10/16)
 12(2x) last vs. Texas State (12/22/16)

FREE THROW PERCENTAGE

.500 (6-12) vs. Iona (11/26/16)
 .533 (8-15) vs. Southern Miss (1/19/17)

REBOUNDS

21 vs. Incarnate Word (12/10/16)
 25 vs. Texas State (12/22/16)
 26 vs. LA Tech (1/21/17)

ASSISTS

4 vs. FIU (2/11/17)
 5 at UTSA (2/18/17)
 6(2x) last vs. Florida Atlantic (2/9/17)

STEALS

5(4x) last at Rice (2/4/17)

BLOCKED SHOTS

0 at Arizona (11/18/16)
 0 vs. Southern Miss (1/19/17)

TURNOVERS (HIGH)

28 vs. Indiana (12/6/16)
 27 at Tulsa (12/3/16)
 26 vs. Old Dominion (1/1/17)

FOULS (MOST)

31 at Rice (2/4/17)
 30 at UTEP (2/16/17)



IN REVIEW

Box Scores

1

Little Rock 55 - North Texas 44

Denton, TX • 11/11/16

North Texas 44 • 0-1

#	Player	Total			3-Ptr			Rebounds			PF	TP	A	TO	Blk	Stl	Min
		FG	FGA	FT	FTA	Off	Def	Off	Def	Tot							
15	HOPKINS, Hannah	f	1-1	0-0	0-0	1	1	2	2	2	0	1	2	0	0	13	
01	WARREN, Tyara	g	0-4	0-2	1-2	1	1	2	5	1	0	2	0	0	13		
03	CRINER, Kelsey	g	1-8	0-1	0-2	1	1	2	1	2	6	3	0	2	39		
20	ELLISON, Terra	g	4-10	0-0	0-0	3	6	9	4	8	2	0	0	1	33		
23	BRADLEY, Terriell	g	1-5	1-3	2-2	0	2	2	1	5	0	3	0	0	18		
02	GOODHART, Grace	g	1-8	1-4	2-2	1	0	1	3	5	2	2	0	0	21		
14	ADAMS, Candice	g	3-7	3-5	0-0	0	0	0	3	9	2	5	0	1	21		
30	MABODU, Tosin	g	0-0	0-0	0-0	0	0	0	0	0	0	0	0	0	2		
34	BUCKNER, Micayla	g	3-5	0-0	0-0	2	3	5	4	6	1	2	2	1	25		
41	TOWNLEY, Madi	g	3-6	0-0	0-0	1	2	3	0	6	0	2	0	0	15		
Team						4	2	6									
Totals			17-54	5-15	5-8	14	18	32	23	44	13	20	4	5	200		

1st FG %:	4-10	40.0%	2nd:	5-16	31.3%	3rd:	3-12	25.0%	4th:	5-16	31.3%	Game:	17-54	31.5%	Deadball	
3FG %:	2-3	66.7%		1-4	25.0%		1-2	50.0%		1-6	16.7%		5-15	33.3%	Rebounds	
FT %:	2-4	50.0%		0-0	0.0%		0-0	0.0%		3-4	75.0%		5-8	62.5%		1

Little Rock 55 • 1-0

#	Player	Total			3-Ptr			Rebounds			PF	TP	A	TO	Blk	Stl	Min
		FG	FGA	FT	FTA	Off	Def	Off	Def	Tot							
00	DeGray, Ronjanae	f	2-5	0-0	1-4	4	3	7	3	5	0	2	2	1	32		
30	DeGray, Raeyana	f	0-2	0-1	0-0	0	1	1	2	0	0	2	0	0	18		
04	Pratt, Kaitlyn	f	3-10	0-0	8-11	5	9	14	1	14	2	5	0	3	39		
02	Townson, Monique	g	0-2	0-1	9-10	0	2	2	3	13	4	3	2	0	36		
13	Collins, Sharde'	g	7-14	2-4	1-2	0	4	4	1	17	0	4	0	1	39		
12	Chastain, Sydney	g	1-1	0-0	0-0	0	1	1	0	2	0	0	0	0	7		
23	Collier, Kyra	g	0-3	0-0	0-0	1	1	2	1	0	0	0	0	0	3		
24	Lytle, Emily	g	2-5	0-3	0-0	2	0	2	3	4	0	1	0	0	21		
25	Hurlburt, Anna	g	0-0	0-0	0-0	1	1	2	0	0	0	1	0	0	5		
Team						4	3	7									
Totals			17-47	2-9	19-27	17	25	42	14	55	6	18	4	5	200		

1st FG %:	5-17	29.4%	2nd:	4-11	36.4%	3rd:	3-6	50.0%	4th:	5-13	38.5%	Game:	17-47	36.2%	Deadball	
3FG %:	1-3	33.3%		0-2	0.0%		1-2	50.0%		0-2	0.0%		2-9	22.2%	Rebounds	
FT %:	2-5	40.0%		2-2	100.0%		3-4	75.0%		12-16	75.0%		19-27	70.4%		3

Officials: Michelle Kramer, Jake Coody, LaShonda Kidd
 Technical fouls: North Texas-None. Little Rock-None.
 Attendance: 1725

Score by periods	1st	2nd	3rd	4th	Total
North Texas	12	11	7	14	44
Little Rock	13	10	12	22	55

Last FG - NT 4th-00:56, LR 4th-02:06.
 Largest lead - NT by 3 3rd-05:00, LR by 12 4th-02:06.
 NT led for 05:00. LR led for 28:59. Game was tied for 06:01.

Points	In	Off	2nd	Fast	
	Paint	T/O	Chance	Break	
NT	20	17	11	0	26
LR	14	19	14	6	6

Score tied - 6 times.
 Lead changed - 10 times.

2

UTRGV 74 - North Texas 69

Abilene, TX • 11/18/16

North Texas 69 • 0-2

#	Player	Total			3-Ptr			Rebounds			PF	TP	A	TO	Blk	Stl	Min
		FG	FGA	FT	FTA	Off	Def	Off	Def	Tot							
15	HOPKINS, Hannah	c	0-1	0-0	0-0	0	3	3	1	0	0	3	1	0	0	13	
01	WARREN, Tyara	g	5-12	1-5	6-9	1	4	5	3	17	1	1	0	0	31		
14	ADAMS, Candice	g	1-3	1-2	0-0	0	0	0	1	3	0	0	0	0	21		
20	ELLISON, Terra	g	3-10	0-1	2-2	1	5	6	3	8	3	1	1	1	38		
23	BRADLEY, Terriell	g	7-20	3-10	4-4	3	1	4	4	21	2	1	1	1	34		
02	GOODHART, Grace	g	0-2	0-0	0-0	0	2	2	0	0	1	1	0	0	8		
03	CRINER, Kelsey	g	3-10	0-2	3-5	3	4	7	4	9	2	5	1	4	25		
30	MABODU, Tosin	g	0-1	0-0	0-0	1	0	1	0	1	0	1	0	0	2		
34	BUCKNER, Micayla	g	3-6	0-0	3-5	4	6	10	3	9	0	0	0	1	22		
41	TOWNLEY, Madi	g	1-2	0-0	0-0	1	0	1	1	2	0	0	0	0	6		
Team						1	2	3									
Totals			23-67	5-20	18-25	15	27	42	21	69	9	13	4	7	200		

1st FG %:	6-16	37.5%	2nd:	3-14	21.4%	3rd:	6-17	35.3%	4th:	8-20	40.0%	Game:	23-67	34.3%	Deadball	
3FG %:	2-6	33.3%		2-2	100.0%		0-5	0.0%		1-7	14.3%		5-20	25.0%	Rebounds	
FT %:	3-7	42.9%		0-0	0.0%		8-10	80.0%		7-8	87.5%		18-25	72.0%		3

UT Rio Grande Valley 74 • 1-1

#	Player	Total			3-Ptr			Rebounds			PF	TP	A	TO	Blk	Stl	Min
		FG	FGA	FT	FTA	Off	Def	Off	Def	Tot							
05	Kjartansdottir, Hild	f	2-10	0-4	3-3	4	7	11	4	7	3	1	0	0	31		
43	Murphy, Tristan	f	2-6	0-0	2-2	2	1	3	5	6	1	2	0	0	21		
01	Peters, Bernesha	g	1-6	1-2	4-4	0	3	3	0	7	3	0	0	3	35		
04	Turk, Idil	g	4-13	3-11	0-0	1	1	2	2	11	1	1	0	1	25		
11	Goff, Shawnt'e	g	9-13	4-5	7-14	0	11	11	2	29	2	4	1	3	34		
03	Villarreal, Angela	g	0-1	0-1	0-0	0	0	0	0	0	0	0	0	0	12		
15	Hyman, Nichele	g	0-1	0-1	0-0	0	0	0	0	0	0	1	2	0	7		
23	Graham, Amara	g	0-0	0-0	0-0	0	0	0	0	1	0	0	2	0	1		
32	Havili, Lile	g	2-4	0-0	2-4	0	3	3	2	6	0	2	0	0	15		
33	Savoy, Mary	g	2-8	0-1	0-0	3	3	6	5	4	0	3	1	0	8		
34	Johnson, Megan	g	1-1	0-0	0-0	1	3	4	2	2	0	0	0	0	9		
44	Van Tilburg, Laura	g	1-1	0-0	0-0	0	0	0	2	2	0	0	1	0	2		
Team						6	1	7									
Totals			24-64	8-25	18-27	17	33	50	25	74	11	17	3	7	200		

1st FG %:	9-20	45.0%	2nd:	4-13	30.8%	3rd:	5-17	29.4%	4th:	6-14	42.9%	Game:	24-64	37.5%	Deadball	
3FG %:	3-8	37.5%		2-5	40.0%		2-5	40.0%		1-7	14.3%		8-25	32.0%	Rebounds	
FT %:	2-2	100.0%		0-0	0.0%		7-12	58.3%		9-13	69.2%		18-27	66.7%		5

Officials: Chaney Muench, Travis Jones, Bobby Jarmon
 Technical fouls: North Texas-None. UT Rio Grande Valley-None.
 Attendance: 892
 WNIT Consolation Game No. 2

Score by periods	1st	2nd	3rd	4th	Total
North Texas	17	8	20	24	69
UT Rio Grande Valley	23	10	19	22	74

Last FG - NT 4th-00:03, UTRGV 4th-01:52.
 Largest lead - NT by 3 1st-09:04, UTRGV by 13 4th-08:03.
 NT led for 02:04. UTRGV led for 27:27. Game was tied for 00:28.

Points	In	Off	2nd	Fast	
	Paint	T/O	Chance	Break	
NT	26	8	20	2	20
UTRGV	18	11	22	7	14

Score tied - 0 times.
 Lead changed - 1 time.

3

Omaha 85 - North Texas 57

Abilene, TX • 11/19/16

North Texas 57 • 0-3

#	Player	Total			3-Ptr			Rebounds			PF	TP	A	TO	Blk	Stl	Mi
		FG	FGA	FT	FTA	Off	Def	Off	Def	Tot							
34	BUCKNER, Micayla	f	4-5	0-0	0-0	1	3	4	4	8	0	3	0	1	1		
01	WARREN, Tyara	g	0-3	0-1	1-2	3	0	3	0	1	0	0	0	0	3		
03	CRINER, Kelsey	g	3-6	2-3	0-0	0	3	3	1	8	4	4	0	3	3		
20	ELLISON, Terra	g	4-8	0-0	0-0	1	4	5	4	8	0	3	0	0	2		
23	BRADLEY, Terriell	g	2-12	1-2	1-2	0	2	2	0	6	4	3	0	2	2		
02	GOODHART, Grace	g	1-8	0-5	0-0	0	0	0	2	2	2	0	0	0	1		
10	HENDERSON, Adrianna	g	2-6	0-1	0-0	1	0	1	0	4	0	1	0	1	1		
12	POLAND, Jada	g	2-6	0-0	0-0	1	1	2	1	4	0	1	0	0	1		
13	SHILLOW, Orianna	g	0-1	0-1	0-0	0	0	0	0	0	0	0	0	0	0		
14	ADAMS, Candice	g	3-8	2-5	0-0	0	2	2	1	8	2	1	0	0	2		
15	HOPKINS, Hannah	g	1-1	0-0	0-0	0	0	0	2	2	0	0	0	0	0		
30	MABODU, Tosin	g	0-0	0-0	2-2	1	0	1	1	2	0	0	0	0	0		
41	TOWNLEY, Madi	g	1-3	0-0	2-2	3	2	5	1	4	0	1	0	0	1		
Team						2	0	2									
Totals			23-67	5-18	6-8	15	15	30	17	57	12	17	0	7	20		

1st FG %:	5-19	26.3%	2nd:	3-13	23.1%	3rd:	7-20	35.0%	4th:	8-15	53.3%	Game:	23-67	34.3%	Deadball	
3FG %:	1-3	33.3%		0-6	0.0%		4-6	66.7%		0-3	0.0%		5-18	27.8%</		



5

North Texas 66 - Iona 55

Denton, TX • 11/26/16

IONA 55 • 2-3

#	Player	Total			3-Ptr			Rebounds			PF	TP	A	TO	Blk	Stl	Min
		FG-FGA	FG-FGA	FT-FTA	FG-FGA	FG-FGA	FT-FTA	Off	Def	Tot							
10	DuPree, Karynda	f	5-11	0-0	1-2	1	4	5	2	11	0	1	2	0	29		
22	Clay, Treyanna	f	0-0	0-0	0-0	1	0	1	4	0	0	3	0	2	22		
33	Lesko, Tori	f	1-1	0-0	1-4	0	4	4	3	3	2	3	0	4	37		
01	Lizarazu, Marina	g	7-15	1-4	0-0	0	2	2	4	15	4	7	0	3	40		
20	Lewis, Alexis	g	11-20	0-5	2-4	5	5	10	3	24	1	3	0	1	39		
03	Mahoney, Kristin	g	0-0	0-0	0-0	0	1	1	0	0	0	0	0	0	6		
11	Atkins-Gilmore, P.	g	0-4	0-2	0-0	2	0	2	1	0	1	1	0	0	9		
23	Motz, Amelia	g	0-2	0-1	2-2	1	0	1	0	2	1	1	0	0	11		
34	Okey-Williams, T.	g	0-3	0-3	0-0	0	1	1	1	0	1	0	0	0	7		
Team						3	3	6									
Totals			24-56	1-15	6-12	13	20	33	18	55	10	20	2	10	200		

1st - FG %: 6-14 42.9% 2nd: 5-12 41.7% 3rd: 5-11 45.5% 4th: 8-19 42.1% Game: 24-56 42.9% Deadball Rebounds 4
 3FG %: 0-5 0.0% 0-4 0.0% 0-2 0.0% 1-4 25.0% 1-15 6.7%
 FT %: 2-4 50.0% 0-0 0.0% 2-4 50.0% 2-4 50.0%

North Texas 66 • 2-3

#	Player	Total			3-Ptr			Rebounds			PF	TP	A	TO	Blk	Stl	Min
		FG-FGA	FG-FGA	FT-FTA	FG-FGA	FG-FGA	FT-FTA	Off	Def	Tot							
20	ELLISON, Terra	f	5-9	0-1	1-1	2	1	3	1	11	1	2	0	1	31		
34	BUCKNER, Micayla	f	5-5	0-0	0-2	2	6	8	3	10	0	4	1	2	27		
03	CRINER, Kelsey	g	1-3	0-0	5-5	0	3	3	1	7	3	4	0	0	25		
14	ADAMS, Candice	g	1-4	1-3	0-0	1	0	1	2	3	3	2	0	0	21		
23	BRADLEY, Terriell	g	2-4	0-0	3-3	0	3	3	4	7	1	4	0	1	19		
01	WARREN, Tyara	g	5-13	2-4	2-4	2	2	4	2	14	0	1	1	1	29		
02	GOODHART, Grace	g	2-2	0-1	0-0	0	1	1	2	2	2	0	0	0	15		
10	HENDERSON, Adrianna	g	1-3	1-1	5-5	0	1	1	2	10	0	3	0	1	11		
12	POLAND, Jada	g	0-0	0-0	0-0	0	0	0	0	0	0	0	0	0	2		
15	HOPKINS, Hannah	g	0-2	0-0	0-0	0	1	1	2	0	0	0	0	1	11		
41	TOWNLEY, Madi	g	1-3	0-0	0-0	0	0	0	2	0	0	0	0	1	9		
Team						0	3	3									
Totals			23-48	4-10	16-20	7	21	28	19	66	10	20	2	8	200		

1st - FG %: 8-13 61.5% 2nd: 6-15 40.0% 3rd: 3-11 27.3% 4th: 6-9 66.7% Game: 23-48 47.9% Deadball Rebounds 2
 3FG %: 1-2 50.0% 0-2 0.0% 1-4 25.0% 2-2 100.0% 4-10 40.0%
 FT %: 2-4 50.0% 1-1 100.0% 5-5 100.0%

Officials: Bob Trammell, Scott Yarbrough, Stacie Blow
 Technical fouls: IONA-None. North Texas-None.
 Attendance: 1178

Score by periods	1st	2nd	3rd	4th	Total
IONA	14	10	12	19	55
North Texas	19	13	12	22	66

	In	Off	2nd	Fast	Bench
Points	Paint	T/O	Chance	Break	
IONA	28	15	13	6	2
NT	30	17	10	8	28

6

SMU 65 - North Texas 51

Dallas, TX • 11/30/16

North Texas 51 • 2-4

#	Player	Total			3-Ptr			Rebounds			PF	TP	A	TO	Blk	Stl	Min
		FG-FGA	FG-FGA	FT-FTA	FG-FGA	FG-FGA	FT-FTA	Off	Def	Tot							
01	WARREN, Tyara	*	0-6	0-1	2-4	0	1	1	2	2	2	1	1	0	22		
03	CRINER, Kelsey	*	2-6	0-3	0-0	0	1	1	1	4	3	7	0	2	20		
20	ELLISON, Terra	*	3-5	0-0	0-0	2	6	8	5	6	0	1	0	2	19		
23	BRADLEY, Terriell	*	6-16	2-6	8-10	3	3	6	3	22	3	5	1	1	36		
34	BUCKNER, Micayla	*	2-10	0-0	0-2	1	5	6	3	4	0	1	1	4	30		
02	GOODHART, Grace	*	1-2	0-1	0-0	0	0	0	3	2	1	1	1	0	16		
10	HENDERSON, Adrianna	*	0-1	0-0	0-0	0	0	0	0	0	0	0	0	0	1		
12	POLAND, Jada	*	1-2	0-0	0-0	1	0	1	1	2	0	0	0	0	6		
14	ADAMS, Candice	*	3-5	3-4	0-0	0	1	1	1	9	1	2	0	1	25		
15	HOPKINS, Hannah	*	0-1	0-0	0-2	0	2	2	1	0	0	1	2	0	9		
41	TOWNLEY, Madi	*	0-2	0-0	0-0	0	2	2	1	0	0	0	1	0	16		
Team						3	0	3									
Totals			18-56	5-15	10-18	10	21	31	21	51	10	21	7	10	200		

1st - FG %: 4-14 28.6% 2nd: 5-15 33.3% 3rd: 6-15 40.0% 4th: 3-12 25.0% Game: 18-56 32.1% Deadball Rebounds 5
 3FG %: 1-3 33.3% 2-5 40.0% 1-5 20.0% 5-15 33.3%
 FT %: 5-8 62.5% 1-2 50.0% 1-2 50.0% 3-6 50.0%

SMU 65 • 5-2

#	Player	Total			3-Ptr			Rebounds			PF	TP	A	TO	Blk	Stl	Min
		FG-FGA	FG-FGA	FT-FTA	FG-FGA	FG-FGA	FT-FTA	Off	Def	Tot							
00	PERRY, Kiara	*	5-7	0-0	2-4	2	7	9	3	12	4	4	1	2	33		
03	ADAMS, McKenzie	*	0-7	0-0	0-2	1	1	2	2	0	2	1	0	1	29		
10	FROLING, Alicia	*	6-10	0-1	11-12	1	9	10	2	23	6	4	5	5	36		
12	BOLTON, Morgan	*	1-5	1-3	3-4	0	1	1	1	6	2	6	0	3	33		
20	THOMAS, Dal'ja	*	4-7	0-0	1-2	0	5	5	4	9	2	2	1	0	21		
01	OWENS, Devri	*	1-2	1-2	0-0	0	0	0	3	0	1	0	1	0	9		
04	REESE, Mikayla	*	1-4	0-0	0-0	0	2	2	3	2	3	3	0	1	20		
13	BRADSHAW, Klara	*	1-3	0-0	0-0	1	2	2	2	1	0	1	0	0	8		
15	COLLINS, Stephanie	*	4-4	0-0	0-0	0	2	2	1	8	0	0	1	0	11		
Team						3	2	5									
Totals			23-49	2-6	17-24	8	31	29	18	65	20	22	9	13	200		

1st - FG %: 7-13 53.8% 2nd: 5-11 45.5% 3rd: 3-12 25.0% 4th: 8-13 61.5% Game: 23-49 46.9% Deadball Rebounds 4
 3FG %: 1-2 50.0% 1-2 50.0% 0-1 0.0% 0-1 0.0%
 FT %: 0-2 0.0% 6-8 87.5% 7-8 87.5%

Officials: Chaney Muench, Marc Merritt, Fatou Cissoko-Stephens
 Technical fouls: North Texas-None. SMU-None.
 Attendance: 833

Score by periods	1st	2nd	3rd	4th	Total
North Texas	14	13	14	10	51
SMU	15	17	13	20	65

	In	Off	2nd	Fast	Bench
Points	Paint	T/O	Chance	Break	
NT	16	16	6	0	13
SMU	38	28	4	18	15

7

Tulsa 63 - North Texas 58

Tulsa, OK • 12/3/16

North Texas 58 • 2-5

#	Player	Total			3-Ptr			Rebounds			PF	TP	A	TO	Blk	Stl	Min
		FG-FGA	FG-FGA	FT-FTA	FG-FGA	FG-FGA	FT-FTA	Off	Def	Tot							
34	BUCKNER, Micayla	f	0-0	0-0	0-0	0	1	1	2	0	3	0	1	1	8		
03	CRINER, Kelsey	g	1-7	0-1	0-0	0	4	4	2	2	4	3	0	2	28		
14	ADAMS, Candice	g	3-7	1-4	1-1	0	0	0	5	8	2	0	3	23			
20	ELLISON, Terra	g	4-10	0-1	0-0	3	2	5	3	8	1	1	0	0	31		
23	BRADLEY, Terriell	g	2-11	0-4	5-5	1	2	3	2	9	1	5	0	4	27		
01	WARREN, Tyara	g	1-8	0-1	2-2	1	1	2	4	4	0	1	0	1	22		
02	GOODHART, Grace	g	1-8	1-7	2-2	0	1	1	0	5	0	1	0	0	15		
10	HENDERSON, Adrianna	g	1-1	0-0	0-0	0	0	0	2	0	0	0	0	0	5		
15	HOPKINS, Hannah	g	0-2	0-0	0-0	2	0	2	2	0	0	1	0	0	6		
30	MABODU, Tosin	g	7-8	0-0	4-5	6	4	10	4	18	0	2	0	0	23		
41	TOWNLEY, Madi	g	1-1	0-0	0-0	1	1	2	1	2	0	0	0	0	12		
Team						2	0	2									
Totals			21-63	2-18	14-15	16	16	32	25	58	6	18	2	11	200		

1st - FG %: 4-20 20.0% 2nd: 3-14 21.4% 3rd: 5-10 50.0% 4th: 9-19 47.4% Game: 21-63 33.3% Deadball Rebounds 0
 3FG %: 0-5 0.0% 0-4 0.0% 1-7 14.3% 2-18 11.1%
 FT %: 1-1 100.0% 4-4 100.0% 5-5 100.0%

Tulsa 63 • 3-5

#	Player	Total			3-Ptr			Rebounds			PF	TP	A	TO	Blk	Stl	Min
		FG-FGA	FG-FGA	FT-FTA	FG-FGA	FG-FGA	FT-FTA	Off	Def	Tot							
33	POLK, Crystal	f	2-5	0-0	2-4	1	6	7	2	6	0	3	2	0	19		
35	SPOERL, Liesl	f	1-2	0-0	0-0	0	2	2	1	2	0	3	0	0	26		
02	PEREZ, Tatyana	g															



IN REVIEW
Box Scores

9

North Texas 84 - Incarnate Word 61
Denton, TX • 12/10/16

Incarnate Word 61 • 0-7

Box score table for Incarnate Word vs North Texas, showing player stats, totals, and shooting percentages.

North Texas 84 • 3-6

Box score table for North Texas vs Incarnate Word, showing player stats, totals, and shooting percentages.

Officials: Lisa Jones, Brian Garland, Blanca Burns
Technical fouls: Incarnate Word-None. North Texas-None.
Attendance: 363

Score by periods table for the game between Incarnate Word and North Texas.

Points in the paint, 2nd chance, and fast break statistics for the game.

10

Missouri State 63 - North Texas 54
Springfield, MO • 12/17/16

North Texas 54 • 3-7

Box score table for North Texas vs Missouri State, showing player stats, totals, and shooting percentages.

1st - FG %: 5-13 38.5% 2nd: 6-15 40.0% 3rd: 4-16 25.0% 4th: 6-16 37.5% Game: 21-60 35.0% Deadball Rebounds 5

Missouri State 63 • 4-6

Box score table for Missouri State vs North Texas, showing player stats, totals, and shooting percentages.

1st - FG %: 9-16 56.3% 2nd: 2-7 28.6% 3rd: 5-20 25.0% 4th: 4-15 26.7% Game: 20-58 34.5% Deadball Rebounds 2,1

Officials: Nick Marshall, Jake Coody, Nicole Brannon
Technical fouls: North Texas-None. Missouri State-None.
Attendance: 2176

11

Texas State 59 - North Texas 58
Denton, TX • 12/22/17

Texas State 59 • 5-6

Box score table for Texas State vs North Texas, showing player stats, totals, and shooting percentages.

1st - FG %: 7-13 53.8% 2nd: 9-11 81.8% 3rd: 4-11 36.4% 4th: 2-8 25.0% Game: 22-43 51.2% Deadball Rebounds 2

North Texas 58 • 3-8

Box score table for North Texas vs Texas State, showing player stats, totals, and shooting percentages.

1st - FG %: 2-8 25.0% 2nd: 4-11 36.4% 3rd: 10-18 55.6% 4th: 4-11 36.4% Game: 20-48 41.7% Deadball Rebounds 1

Officials: Scott Yarbrough, Dawn Marsh, Marc Merritt
Technical fouls: Texas State-None. North Texas-BUCKNER, Micayla.
Attendance: 725

Score by periods table and points in the paint, 2nd chance, and fast break statistics for the game between Texas State and North Texas.

12

Charlotte 78 - North Texas 63
Denton, TX • 12/30/16

Charlotte 78 • 9-3

Box score table for Charlotte vs North Texas, showing player stats, totals, and shooting percentages.

1st - FG %: 5-14 35.7% 2nd: 11-17 64.7% 3rd: 8-17 47.1% 4th: 6-14 42.9% Game: 30-62 48.4% Deadball Rebounds 2

North Texas 63 • 3-9

Box score table for North Texas vs Charlotte, showing player stats, totals, and shooting percentages.

1st - FG %: 1-3 33.3% 2nd: 5-13 38.5% 3rd: 5-19 26.3% 4th: 6-12 50.0% Game: 26-60 43.3% Deadball Rebounds 1

Officials: Tina Napier, Beverly Roberts, Bob Trammell
Technical fouls: Charlotte-None. North Texas-None.
Attendance: 1283
FIRST CONFERENCE USA GAME OF THE SEASON.
THE 49ERS LEAD THE ALL-TIME SERIES 5-0.

Score by periods table and points in the paint, 2nd chance, and fast break statistics for the game between Charlotte and North Texas.

1st - FG %: 10-16 62.5% 2nd: 5-13 38.5% 3rd: 5-19 26.3% 4th: 6-12 50.0% Game: 26-60 43.3% Deadball Rebounds 1

Score tied - 4 times.
Lead changed - 4 times.



21

North Texas 77 - Rice 69 (OT)
Denton, TX • 2/4/17

North Texas 77 • 7-14, 4-6

Table with columns: # Player, Total (FG-FGA, FT-FTA), Rebounds (Off, Def, Tot), PF, TP, A TO Blk Stl, Min. Rows include players like ELLISON, Terra and WARREN, Tyara.

Rice 69 • 12-9, 3-7

Table with columns: # Player, Total (FG-FGA, FT-FTA), Rebounds (Off, Def, Tot), PF, TP, A TO Blk Stl, Min. Rows include players like DUCAT, Lexie and RAINY, Shani.

Officials: Scotty Herrmann, Chaney Muench, Brian Garland
Technical fouls: North Texas-None. Rice-None.
Attendance: 510

Score by periods table with columns: 1st, 2nd, 3rd, 4th, OT, Total. Rows for North Texas and Rice.

22

North Texas 79 - FAU 57
Denton, TX • 2/9/17

Florida Atlantic 57 • 4-18 (0-11)

Table with columns: # Player, Total (FG-FGA, FT-FTA), Rebounds (Off, Def, Tot), PF, TP, A TO Blk Stl, Min. Rows include players like BAILEY, Jacey and MYERS, Melinda.

North Texas 79 • 8-14 (5-6)

Table with columns: # Player, Total (FG-FGA, FT-FTA), Rebounds (Off, Def, Tot), PF, TP, A TO Blk Stl, Min. Rows include players like ELLISON, Terra and WARREN, Tyara.

Officials: Jules Gallien, Travis Jones, Michelle Kramer
Technical fouls: Florida Atlantic-None. North Texas-None.
Attendance: 667

Score by periods table with columns: 1st, 2nd, 3rd, 4th, Total. Rows for North Texas and Florida Atlantic.

23

North Texas 69 - FIU 49
Denton, TX • 2/11/17

FIU 49 • 5-18 (3-9)

Table with columns: # Player, Total (FG-FGA, FT-FTA), Rebounds (Off, Def, Tot), PF, TP, A TO Blk Stl, Min. Rows include players like POUND, Klandre'a and HEGEDUS, Janka.

North Texas 69 • 9-14 (6-6)

Table with columns: # Player, Total (FG-FGA, FT-FTA), Rebounds (Off, Def, Tot), PF, TP, A TO Blk Stl, Min. Rows include players like ELLISON, Terra and WARREN, Tyara.

Officials: Bob Trammell, Kelly Johnson, Paulani Spurlock
Technical fouls: FIU-None. North Texas-None.
Attendance: 953

NORTH TEXAS IS 10-10 ALL-TIME vs FIU

Score by periods table with columns: 1st, 2nd, 3rd, 4th, Total. Rows for FIU and North Texas.

24

North Texas 76 - UTEP 69
El Paso, TX • 2/16/17

North Texas 76 • 10-14, 7-6 C-USA

Table with columns: # Player, Total (FG-FGA, FT-FTA), Rebounds (Off, Def, Tot), PF, TP, A TO Blk Stl, Min. Rows include players like ELLISON, Terra and WARREN, Tyara.

UTEP 69 • 6-19, 3-10 C-USA

Table with columns: # Player, Total (FG-FGA, FT-FTA), Rebounds (Off, Def, Tot), PF, TP, A TO Blk Stl, Min. Rows include players like PUC, Zuzanna and SEDA, Tamara.

Officials: Esrael Silva, Rochelle Bennett, Ashley Gilpin
Technical fouls: North Texas-None. UTEP-None.
Attendance: 1512

NORTH TEXAS IS 10-10 ALL-TIME vs UTEP

Score by periods table with columns: 1st, 2nd, 3rd, 4th, Total. Rows for North Texas and UTEP.



RECORDS

Single-Game Records

Points

	TOTAL	PLAYER	OPPONENT	DATE
1.	42	J'Lynne Johnston	SMU	12-16-81
2.	39	Isalene Jones	Southwestern	1-7-83
	39	Sheila Stowe	Arkansas State	1-28-85
4.	38	Jaquita Deaton	Michigan	12-4-93
5.	37	Althea Toliver	TCU	2-17-77
	37	Jalie Mitchell	New Orleans	1-3-02
7.	35	Jaquita Deaton	Northwestern State	12-31-92
8.	34	Sharon Shelton	Texas Wesleyan	11-29-77
	34	Lisa Risinger	Baylor	12-3-77
	34	Isalene Jones	Baylor	2-22-82
	34	Nelda Roy	Northeast Louisiana	1-21-89
	34	Andi Jackson	McNeese State	1-25-91
	34	Brittney James	Charleston Southern	11-29-08
	34	Kelsey Criner	Rice	1-10-16

Field Goals

	TOTAL	PLAYER	OPPONENT	DATE
1.	18	Althea Toliver	TCU	2-17-77
2.	16	Sharon Shelton	Texas Wesleyan	11-29-77
	16	Sheila Stowe	Arkansas State	1-28-85
	16	Jaquita Deaton	Northwestern State	12-31-92
	16	Jaquita Deaton	Michigan	12-4-93
6.	15	Althea Toliver	Texas Wesleyan	1-14-77
	15	Lisa Risinger	Baylor	12-3-77
	15	Lisa Risinger	Texas Southern	3-2-78
	15	Nelda Roy	Northeast Louisiana	1-21-89
	15	Jalie Mitchell	Arkansas-Little Rock	1-3-02

Field Goal Attempts

	TOTAL	PLAYER	OPPONENT	DATE
1.	36	Althea Toliver	UT Arlington	1-31-77
2.	35	Althea Toliver	Texas Wesleyan	2-15-77
3.	33	Althea Toliver	Mary Hardin-Baylor	2-24-77
4.	32	Lisa Risinger	Savannah State	12-16-77
5.	31	Sharon Shelton	Baylor	3-9-78
6.	30	Sheila Stowe	McNeese State	2-14-85
7.	29	Isalene Jones	Northern Colorado	12-13-82
	29	Isalene Jones	Southwestern	1-7-83
	29	Lesa Cooper	Northeast Louisiana	1-2-93
10	28	Althea Toliver	Texas Wesleyan	1-14-77
	28	Lisa Risinger	Oklahoma	2-2-79
	28	Ramona Black	TCU	12-8-87
	28	Nikki Ryan	Cal State Sacramento	12-3-93

Field Goal Percentage (min 6 made)

	PCT.	PLAYER	OPPONENT	DATE
1.	1.000	Acheil Tac	Texas State (8-8)	11-21-15
	1.000	Alexis Hyder	St. Bonaventure (6-6)	11-24-12
	1.000	Mia Ajekwu	Indiana State (6-6)	11-22-03
4.	.909	Mia Ajekwu	UTPA (10-11)	12-8-05
5.	.900	Jasmine Godbolt	Arkansas State (9-10)	1-7-12
6.	.889	Sara Stanley	FIU (8-9)	2-9-12
7.	.875	Jo Hall	Rice (7-8)	11-10-07
	.875	Alexis Hyder	Florida Atlantic (7-8)	1-25-14
	.875	Tosin Mabodu	Tulsa (7-8)	12-3-16
10.	.857	Desiree Nelson	Stephen F. Austin (6-7)	11-12-10
	.857	Sara Stanley	Middle Tennessee (6-7)	2-2-12
	.857	Terra Ellison	Arizona (6-7)	11-18-16

Three-Point Field Goals

	TOTAL	PLAYER	OPPONENT	DATE
1.	8	Allison Clark	Texas Southern	11-21-97
2.	7	Loryn Goodwin	FIU	2-9-13
	7	Loryn Goodwin	Louisiana-Monroe	2-14-13
4.	6	Nicole Thomas	Long Beach State	3-5-99
	6	Ashley Norris	SMU	12-21-99
	6	Sanetra Jackson	Louisiana-Lafayette	1-11-07
	6	Laura McCoy	Western Kentucky	1-11-11
	6	Laura McCoy	Arkansas-Little Rock	1-9-13
	6	Janis Peterson	SMU	12-21-13
	6	Candice Adams	Louisiana Tech	1-21-17

Three-Point Field Goal Attempts

	TOTAL	PLAYER	OPPONENT	DATE
1.	15	Ashley Norris	Tulsa	12-15-96
2.	13	Shannon Bloxom	UTSA	1-4-92
	13	Ashley Norris	New Mexico State	12-3-95
	13	Janis Peterson	SMU	12-21-13
	13	Candice Adams	Louisiana Tech	1-21-17
6.	12	Ashley Norris	Texas Tech	12-1-96
	12	Loryn Goodwin	Western Kentucky	2-7-13
	12	Loryn Goodwin	ULM	2-14-13
	12	Hannah Christian	Louisiana Tech	3-11-14
	12	Candice Adams	Rice	1-10-16

Three-Point Field Goal Percentage (min 4 made)

	PCT.	PLAYER	OPPONENT	DATE
1.	1.000	Tamara Torru	South Alabama (4-4)	1-20-10
2.	.857	Laura McCoy	Arkansas-Little Rock (6-7)	1-9-13
3	.833	Jaquita Deaton	Nicholls (5-6)	2-3-94
	.833	Nicole Thomas	UC Irvine (5-6)	2-5-99
5.	.800	Patrice Purvey	Texas State (4-5)	1-28-88
	.800	Ramona Black	TCU (4-5)	11-29-88
	.800	Delaine Taylor	Oklahoma State (4-5)	12-1-93
	.800	Ashley Norris	UTSA (4-5)	3-2-96
	.800	Jill Medlock	New Orleans (4-5)	2-26-04
	.800	Jill Medlock	Indiana State (4-5)	11-22-03
	.800	Tamara Torru	Arizona (4-5)	11-28-11

Free Throws

	TOTAL	PLAYER	OPPONENT	DATE
1.	16	Isalene Jones	SMU	12-16-81
	16	Sherronda Williams	McNeese State	12-7-91
3.	15	Isalene Jones	Hawaii	11-21-81
4.	14	Lisa Risinger	Houston	12-10-77
	14	Christi Washington	UTSA	1-22-96
	14	Rosalyn Reades	UC Irvine	2-13-00
	14	Kristin Tramonte	UCF	11-18-00
	14	Brittney James	New Orleans	1-9-10
	14	Denetra Kellum	FIU	1-13-11
10.	13	Isalene Jones	Southwestern	1-7-83

Free Throw Attempts

	TOTAL	PLAYER	OPPONENT	DATE
1.	21	J'Lynne Johnston	SMU	12-16-81
2.	19	Isalene Jones	Hawaii	11-21-81
3.	18	Sherronda Williams	McNeese State	12-7-90
4.	17	Christi Washington	UTSA	1-22-96
	17	Rosalyn Reades	UC Irvine	2-13-00
	17	Brittney James	New Orleans	1-9-10
7.	16	Lisa Risinger	Houston	12-10-77
	16	Kristin Tramonte	UCF	11-18-00
9.	15	5 tied, most recently		
	15	Jalie Mitchell	Louisiana-Lafayette	2-22-01



↳ Free Throw Percentage (min 8 made)

	PCT.	PLAYER	OPPONENT	DATE
1.	1.000	Denetra Kellum	FIU (14-14)	1-13-11
	1.000	Teri Gunnels	Oral Roberts (12-12)	12-30-97
	1.000	Lesa Cooper	McNeese State (11-11)	1-16-93
	1.000	J'Lynne Johnston	Oklahoma (10-10)	12-3-80
	1.000	Empress Drane	Texas A&M-CC (10-10)	11-19-00
	1.000	Denetra Kellum	Florida Atlantic (10-10)	2-3-11
	1.000	Terra Ellison	Old Dominion (10-10)	1-28-17
	1.000	J'Lynne Johnston	Southeastern Okla. (9-9)	11-28-80
	1.000	Kristin Von Netzer	TCU (9-9)	12-1-92
	1.000	Delaine Taylor	UTSA (9-9)	3-4-95
	1.000	Jalie Mitchell	South Alabama (9-9)	2-2-01
	1.000	Brittney James	New Orleans (9-9)	2-10-10
	16 tied at (8-8) last BreAnna Dawkins Western Kentucky (8-8)			2-7-13

↳ Rebounds

	TOTAL	PLAYER	OPPONENT	DATE
1.	26	Beverly Sampey	SMU	11-10-79
2.	22	Sharon Shelton	Savannah State	12-16-77
	22	Sharon Shelton	Mississippi	12-17-77
	22	Sharon Shelton	Baylor	3-9-78
	22	Nikki Jackson	SMU	12-1-90
6.	21	Sharon Shelton	UT Arlington	1-13-78
7.	20	Sharon Shelton	UT Arlington	1-21-78
	20	Diane Williams	Northwestern State	1-24-81
	20	June Hervey	Lamar	2-18-84
	20	Nelda Roy	Alcorn State	1-3-90
	20	Nelda Roy	McNeese State	2-24-90
	20	Freda Deckard	Nicholls	2-18-95

↳ Assists

	TOTAL	PLAYER	OPPONENT	DATE
1.	14	Delaine Taylor	Nicholls State	2-3-94
2.	12	Cherie Hallren	UT Arlington	11-28-78
	12	Delaine Taylor	Northwestern State	2-17-94
	12	Christi Washington	New Mexico State	12-3-95
5.	11	Lisa Risinger	Texas Wesleyan	11-29-77
	11	K. Von Netzer	Troy State	12-12-92
	11	Teri Gunnels	UC Irvine	1-9-98
	11	Kelsey Criner	Incarnate Word	12-21-16
9.	10	12 times, most recently		
		Kelsey Criner	Rice	1-10-16

↳ Blocked Shots

	TOTAL	PLAYER	OPPONENT	DATE
1.	8	Clara Campbell	Sam Houston State	2-18-86
2.	6	Sheila Stowe	Sam Houston State	1-6-86
	6	Nikki Jackson	TCU	11-29-88
	6	Corey McKizzie	Nevada	1-30-98
5.	5	9 times, most recently		
		Bria Frierson	San Francisco	11-13-16

↳ Steals

	TOTAL	PLAYER	OPPONENT	DATE
1.	9	Regina Woods	Texas State	2-20-85
	9	Brittney Hudson	Tulane	12-9-11
3.	8	Regina Woods	McNeese State	1-19-85
	8	Patrice Purvey	Oral Roberts	2-29-88
	8	Jalie Mitchell	Louisiana-Lafayette	1-20-01
	8	Loryn Goodwin	New Mexico	11-23-12

7.	7	Sheila Stowe	McNeese State	2-14-85
	7	Clara Campbell	Texas State	2-10-87
	7	Patrice Purvey	Texas State	1-28-88
	7	Gwen Westbrook	UT Arlington	3-3-88
	7	Kristin Von Netzer	West Virginia	12-5-92
	7	Teri Gunnels	Western Michigan	12-6-97
	7	Teri Gunnels	Long Beach State	1-18-98
	7	Rosalyn Reades	New Mexico State	2-6-00
	7	Deedra Alex	Cal State Fullerton	2-20-00
	7	Rosalyn Reades	Boise State	2-27-00
	7	Erika Bobo	Southern Arkansas	11-22-05
	7	Brittney James	Arkansas-Monticello	11-21-07
	7	Denetra Kellum	Samford	11-27-10
	7	Loryn Goodwin	Western Kentucky	12-29-12
	7	Briesha Wynn	Rice	1-10-15



RECORDS

Single-Season Records

↳ Points

	Total	Player	Year
1.	611	Clara Campbell	1985-86
2.	585	Lisa Risinger	1977-78
3.	562	Jalie Mitchell	2001-02
4.	526	Sharon Shelton	1977-78
5.	516	Lisa Risinger	1978-79
6.	471	Amber Jackson	2008-09
7.	462	Ramona Black	1987-88
	462	Nikki Ryan	1993-94
9.	461	Jalie Mitchell	2000-01
10.	455	Denetra Kellum	2010-11

↳ Scoring Average

	Avg.	Player	Year
1.	20.4	Clara Campbell	1985-86
2.	19.5	Althea Toliver	1976-77
	19.5	Lisa Risinger	1977-78
4.	19.4	Jalie Mitchell	2001-02
5.	18.2	Nelda Roy	1988-89
6.	17.5	Sharon Shelton	1977-78
7.	17.2	Lisa Risinger	1978-79
8.	17.1	Nikki Ryan	1993-94
9.	16.9	Isalene Jones	1982-83
10.	16.8	Ashley Norris	1995-96
	16.8	Amber Jackson	2008-09

↳ Field Goals

	Total	Player	Year
1.	254	Clara Campbell	1985-86
2.	244	Lisa Risinger	1977-78
3.	224	Sharon Shelton	1977-78
4.	213	Lisa Risinger	1978-79
5.	209	Jalie Mitchell	2001-02
6.	199	Amber Jackson	2008-09
7.	195	Althea Toliver	1976-77
8.	183	Ramona Black	1987-88
	183	Amber Jackson	2007-08
10.	180	Nikki Ryan	1993-94

↳ Field Goal Attempts

	Total	Player	Year
1.	510	Lisa Risinger	1977-78
2.	494	Althea Toliver	1976-77
3.	482	Sharon Shelton	1977-78
4.	478	Ramona Black	1987-88
5.	476	Clara Campbell	1985-86
6.	466	Lisa Risinger	1978-79
7.	463	Sheila Stowe	1984-85
8.	446	Cherie Hallren	1977-78
9.	440	Isalene Jones	1983-84
10.	427	Denetra Kellum	2010-11

↳ Field Goal Percentage

	Pct.	Player	Year
1.	.677	Freda Deckard	1994-95
2.	.603	Acheil Tac	2013-14
3.	.569	Acheil Tac	2015-16
4.	.541	Clara Campbell	1986-87
5.	.537	Diane Williams	1981-82
6.	.536	Valerie Gilbert	1995-96
7.	.534	Clara Campbell	1985-86
8.	.527	Freda Deckard	1995-96
9.	.517	Karen Lee	1998-99
10.	.511	Alexis Hyder	2013-14

↳ Three-Point FG

	Total	Player	Year
1.	65	Loryn Goodwin	2012-13
2.	61	Jill Medlock	2003-04
3.	60	Ashley Norris	1995-96
4.	58	Candice Adams	2016-17
5.	55	Laura McCoy	2012-13
	55	Allison Clark	1997-98
	55	Nicole Thomas	2001-02
8.	54	Delaine Taylor	1994-95
9.	49	Candice Adams	2015-16
10.	47	Nicole Thomas	1998-99

↳ Three-Point FG Attempts

	Total	Player	Year
1.	177	Loryn Goodwin	2012-13
2.	170	Ashley Norris	1996-97
3.	165	Candice Adams	2016-17
4.	162	Allison Clark	1997-98
	162	Jill Medlock	2003-04
	160	Laura McCoy	2012-13
7.	157	Candice Adams	2015-16
8.	155	Ashley Norris	1995-96
9.	153	Nicole Thomas	2001-02
10.	148	Laura McCoy	2011-12

↳ Three-Point FG Pct.

	Pct.	Player	Year
1.	.446	Delaine Taylor	1994-95
2.	.422	Yari Escalera	2008-09
3.	.414	Ashley Norris	1999-00
4.	.407	Ash Lynne Evans	2010-11
5.	.400	Kelsey Criner	2015-16
6.	.389	Jalie Mitchell	2001-02
7.	.387	Ashley Norris	1995-96
8.	.386	Jaquita Deaton	1993-94
	.386	Sanetra Jackson	2006-07
10.	.385	Desiree Nelson	2010-11

↳ Free Throws

	Total	Player	Year
1.	135	S. Williams	1991-92
2.	133	Ashley Norris	1995-96
3.	123	Jalie Mitchell	2001-02
4.	122	Jalie Mitchell	2000-01
5.	121	Terriell Bradley	2016-17
6.	108	Ashley Norris	1997-98
	108	Jasmine Godbolt	2009-10
8.	106	Rosalyn Reades	1999-00
9.	105	Nelda Roy	1989-90
10.	104	Brittney James	2009-10

↳ Free Throw Attempts

	Total	Player	Year
1.	208	S. Williams	1991-92
2.	191	Jasmine Godbolt	2010-11
3.	183	Jasmine Godbolt	2009-10
4.	180	Clara Campbell	1985-86
5.	170	Nelda Roy	1989-90
6.	169	Ashley Norris	1995-96
7.	164	Nikki Ryan	1993-94
8.	158	Jalie Mitchell	2000-01
9.	157	Jasmine Godbolt	2011-12
10.	154	Jalie Mitchell	2001-02
	154	Terriell Bradley	2016-17

↳ Free Throw Pct.

	Pct.	Player	Year
1.	.940	Laura McCoy	2011-12
2.	.909	Jill Medlock	2003-04
3.	.857	Ashley Norris	1997-98
4.	.853	Sanetra Jackson	2006-07
5.	.850	Nicole Thomas	2001-02
6.	.829	Yarie Escalera	2007-08
7.	.822	Jalie Mitchell	1999-00
8.	.820	Shannon Bloxom	1991-92
9.	.818	Emily Britt	2002-03
	.818	Amanda Quattrocchi	2006-07
	.818	Laura McCoy	2012-13

↳ Rebounds

	Total	Player	Year
1.	364	Sharon Shelton	1977-78
2.	352	Clara Campbell	1985-86
3.	291	Diane Williams	1980-81
4.	284	Barbara Williams	1985-86
5.	280	Clara Campbell	1986-87
6.	278	Diane Williams	1981-82
7.	272	Nikki Ryan	1993-94
8.	266	Lesia Cooper	1992-93
9.	265	Amber Jackson	2008-09
10.	263	Nelda Roy	1989-90
	263	Alexis Hyder	2012-13

↳ Rebounding Avg.

	Avg.	Player	Year
1.	12.1	Sharon Shelton	1977-78
2.	11.8	Clara Campbell	1985-86
3.	11.2	Diane Williams	1980-81
4.	10.7	Althea Toliver	1976-77
	10.7	Beverly Sampey	1979-80
6.	10.2	Lesia Cooper	1992-93
7.	10.1	Nikki Ryan	1993-94
8.	10.0	Clara Campbell	1986-87
9.	9.9	Diane Williams	1981-82
	9.9	Nelda Roy	1989-90

↳ Assists

	Total	Player	Year
1.	159	K. Von Netzer	1992-93
2.	149	Kelsey Criner	2015-16
3.	133	Delaine Taylor	1994-95
4.	132	Lora Sawyer	1981-82
5.	131	Rosalyn Reades	2001-02
6.	127	Rosalyn Reades	1999-00
7.	125	Ramona Black	1989-90
8.	121	Delaine Taylor	1993-94
9.	120	Nelda Roy	1988-89
10.	110	K. Von Netzer	1991-92

↳ Blocked Shots

	Total	Player	Year
1.	69	Clara Campbell	1985-86
2.	67	Clara Campbell	1986-87
3.	53	V. Grismanauskaite	2002-03
4.	46	Nikki Jackson	1989-90
5.	45	Nikki Jackson	1988-89
6.	40	V. Grismanauskaite	2001-02
7.	37	June Hervey	1983-84
8.	34	Andi Jackson	1990-91
9.	33	Sally Lindemann	1982-83
10.	32	Talicia Sanders	2006-07

↳ Steals

	Total	Player	Year
1.	92	Lisa Risinger	1978-79
2.	87	Rosalyn Reades	1999-00
	86	Loryn Goodwin	2012-13
4.	83	Regina Woods	1985-86
5.	82	Ramona Black	1987-88
6.	80	Patrice Purvey	1987-88
	80	Rosalyn Reades	2001-02
8.	78	Kelsey Criner	2015-16
9.	77	K. Von Netzer	1992-93
10.	74	Rosalyn Reades	1998-99



↳ Points

	Total	Player	Years
1.	1,764	Jalie Mitchell	1998-02
2.	1,687	Isalene Jones	1980-84
3.	1,452	Ramona Black	1987-91
4.	1,451	Ashley Norris	1995-00
5.	1,394	Amber Jackson	2005-09
6.	1,359	Brittney James	2006-10
7.	1,239	J'Lynne Johnston	1978-82
8.	1,101	Lisa Risinger	1977-79
9.	1,080	Jasmine Godbolt	2009-12
10.	1,060	Nicole Thomas	1998-02
11.	1,042	Jaquita Deaton	1992-95
12.	1,036	Erika Bobo	2002-06
13.	1,032	Clara Campbell	1985-87
14.	895	Nelda Roy	1988-90
15.	877	Candice Adams	2013-17
16.	848	Erica Howard	2004-08
17.	820	Marlo Maryak	1987-91
18.	799	Freda Deckard	1994-99
19.	789	Terra Ellison	2013-17
20.	770	Barbara Williams	1984-86
21.	761	Diane Williams	1980-82
22.	758	Tamara Torru	2008-12
23.	710	Athea Toliver	1976-79
24.	699	Sharon Shelton	1977-79
25.	698	Sheilia Stowe	1984-86
26.	683	Acheil Tac	2012-16
27.	653	Talicia Sanders	2004-08

↳ Scoring Average

	Avg.	Player	Years
1.	18.4	Lisa Risinger	1977-79
2.	17.8	Clara Campbell	1985-87
3.	17.0	Sharon Shelton	1977-79
4.	16.9	Nelda Roy	1988-90
5.	15.7	Denetra Kellum	2010-11
6.	15.6	Isalene Jones	1980-84
7.	15.4	Jalie Mitchell	1998-02
8.	14.3	Barbara Williams	1984-86
9.	14.1	Diane Williams	1980-82
10.	14.0	Ramona Black	1987-91

↳ Field Goals

	Total	Player	Years
1.	661	Isalene Jones	1980-84
2.	633	Jalie Mitchell	1998-02
3.	601	Ramona Black	1987-91
4.	582	Amber Jackson	2005-09
5.	491	J'Lynne Johnston	1978-82
6.	477	Brittney James	2006-10
7.	457	Lisa Risinger	1977-79
8.	439	Ashley Norris	1995-00
9.	431	Clara Campbell	1985-87
10.	420	Jaquita Deaton	1992-95

↳ Field Goal Attempts

	Total	Player	Years
1.	1,570	Ramona Black	1987-90
2.	1,466	Isalene Jones	1980-84
3.	1,385	Jalie Mitchell	1998-02
4.	1,303	Brittney James	2006-10
5.	1,257	Amber Jackson	2005-09
6.	1,214	Ashley Norris	1995-00
7.	1,118	J'Lynne Johnston	1978-82
8.	1,092	Nicole Thomas	1998-02
9.	1,046	Erika Bobo	2002-06
10.	976	Lisa Risinger	1977-79

↳ Field Goal Percentage

	Pct.	Player	Years
1.	.583	Freda Deckard	1994-98
2.	.537	Isalene Jones	1980-84
3.	.536	Acheil Tac	2012-16
4.	.507	Diane Williams	1980-82
5.	.496	Alexis Hyder	2012-14
6.	.491	Johnna Brandt	1987-91
7.	.487	Sally Lindemann	1981-83
8.	.486	Sara Stanley	2011-13
9.	.468	Lisa Risinger	1977-79
10.	.467	Barbara Williams	1984-86
	.467	Nelda Roy	1988-90

↳ Three-Point FG

	Total	Player	Years
1.	197	Ashley Norris	1995-00
2.	164	Laura McCoy	2010-14
3.	159	Nicole Thomas	1998-02
4.	157	Candice Adams	2013-17
5.	112	Brittney James	2006-10
6.	97	Delaine Taylor	1993-95
7.	87	Jalie Mitchell	1998-02
8.	84	Ramona Black	1987-91
9.	78	Tricia Lee	2005-09
10.	75	Tamara Torru	2008-12

↳ Three-Point FG Attempts

	Total	Player	Years
1.	586	Ashley Norris	1995-99
2.	525	Laura McCoy	2010-14
3.	500	Candice Adams	2013-17
4.	472	Nicole Thomas	1998-02
5.	400	Brittney James	2006-10
6.	268	Tricia Lee	2005-09
7.	261	Jalie Mitchell	1998-02
8.	256	Ramona Black	1987-91
9.	252	Tamara Torru	2008-12
10.	242	Delaine Taylor	1993-95

↳ Three-Point FG Pct.

	Pct.	Player	Years
1.	.401	Delaine Taylor	1993-95
2.	.377	Jill Medlock	2003-04
3.	.367	Loryn Goodwin	2012-13
4.	.358	Jaquita Deaton	1992-95
5.	.346	Sanetra Jackson	2005-07
6.	.339	Yari Escalera	2007-09
7.	.337	Nicole Thomas	1998-02
8.	.336	Ashley Norris	1995-00
9.	.333	Jalie Mitchell	1998-02
10.	.330	Janis Peterson	2013-14
11.	.328	Ramona Black	1987-91

↳ Free Throws

	Total	Player	Years
1.	411	Jalie Mitchell	1998-02
2.	378	Ashley Norris	1995-00
3.	365	Isalene Jones	1980-84
4.	302	Rosalyn Reades	1998-02
5.	293	Brittney James	2006-10
6.	277	Jasmine Godbolt	2009-12
7.	257	J'Lynne Johnston	1978-82
8.	252	C. Washington	1993-97
9.	240	Empress Drane	1996-00
10.	226	Erika Bobo	2002-06

↳ Free Throw Attempts

	Total	Player	Years
1.	533	Jalie Mitchell	1998-02
2.	518	Jasmine Godbolt	2009-12
3.	489	Isalene Jones	1980-84
4.	481	Ashley Norris	1995-00
5.	452	Rosalyn Reades	1998-02
6.	391	Brittney James	2006-10
7.	383	Empress Drane	1996-00
8.	374	Jasmine Godbolt	2009-12
9.	359	Erika Bobo	2002-06
10.	350	Johnna Brandt	1987-91

↳ Free Throw Pct.

	Pct.	Player	Years
1.	.909	Jill Medlock	2003-04
2.	.847	Laura McCoy	2010-14
3.	.841	Yari Escalera	2007-09
4.	.794	Sanetra Jackson	2005-07
5.	.793	Denetra Kellum	2010-11
6.	.786	Ashley Norris	1995-00
7.	.779	V. Grismanauskaitė	2001-03
8.	.771	Jalie Mitchell	1998-02
9.	.763	Candice Adams	2013-17
10.	.761	Jaquita Deaton	1992-95
	.761	Delaine Taylor	1993-95

↳ Rebounds

	Total	Player	Years
1.	761	Amber Jackson	2005-09
2.	716	Empress Drane	1996-00
3.	711	Talicia Sanders	2004-07
4.	700	Isalene Jones	1980-84
5.	661	Jasmine Godbolt	2009-12
6.	652	Rosalyn Reades	1998-02
7.	648	Marlo Maryak	1987-91
8.	632	Clara Campbell	1985-87
9.	585	Acheil Tac	2012-16
10.	569	Diane Williams	1980-82

↳ Rebounding Avg.

	Avg.	Player	Year
1.	12.4	Sharon Shelton	1977-79
2.	10.9	Clara Campbell	1985-87
3.	10.5	Diane Williams	1980-82
4.	9.8	Nelda Roy	1988-90
5.	9.3	Barbara Williams	1984-86
6.	8.6	Althea Toliver	1976-79
	8.6	Lesa Cooper	1991-93
8.	8.0	June Hervey	1983-85
	8.0	Christye Boyd	1991-93
	8.0	Jasmine Godbolt	2009-12

↳ Assists

	Total	Player	Years
1.	458	Rosalyn Reades	1998-02
2.	416	Ramona Black	1987-91
3.	337	Erika Bobo	2002-06
4.	297	Jalie Mitchell	1998-02
5.	279	Regina Woods	1983-87
6.	269	K. Von Netzer	1991-93
7.	265	Teri Gunnels	1995-99
8.	254	Delaine Taylor	1993-95
	254	Kelsey Criner	2015-17
10.	248	C. Washington	1993-97

↳ Blocked Shots

	Total	Player	Years
1.	136	Clara Campbell	1985-87
2.	108	Nikki Jackson	1988-91
3.	103	Talicia Sanders	2004-07
4.	94	Corey McKizzie	1995-99
5.	93	V. Grismanauskaitė	2001-03
6.	73	Amber Jackson	2005-09
7.	66	Jalie Mitchell	1998-02
8.	54	Erica Howard	2004-07
9.	51	June Hervey	1983-85
10.	50	Marlo Maryak	1987-91

↳ Steals

	Total	Player	Years
1.	296	Rosalyn Reades	1998-02
2.	263	Ramona Black	1987-91
3.	251	Regina Woods	1983-87
4.	224	Erika Bobo	2002-06
5.	217	Brittney James	2006-10
6.	203	Jalie Mitchell	1998-02
7.	168	Isalene Jones	1980-84
8.	160	Teri Gunnels	1995-99
9.	152	Tricia Lee	2005-09
10.	149	Empress Drane	1996-00

↳ Games Started

	Total	Player	Years
1.	111	Jalie Mitchell	1998-02
	111	Rosalyn Reades	1998-02
3.	108	Isalene Jones	1980-84
4.	107	Erica Bobo	2002-06
5.	101	Candice Adams	2013-17
	99	Ashley Norris	1995-00
7.	99	Amber Jackson	2006-10
	99	Brittney James	2007-11
9.	89	Talicia Sanders	2004-08
10..	84	Christi Washington	1993-97

↳ Games Played

	Total	Player	Years
1.	123	Brittney James	2006-10
2.	119	Laura McCoy	2010-14
3.	118	Tricia Lee	2005-09
4.	117	Desiree Nelson	2010-14
5.	116	Amber Jackson	2005-09
	116	Nicole Thomas	1998-02
	116	Karen Lee	1998-02
8.	115	Rosalyn Reades	1998-02
9.	114	Jalie Mitchell	1998-02
	114	Tamara Torru	2008-12
11.	111	Ashley Norris	1995-00
12.	110	Erika Bobo	2002-06
	110	Candice Adams	2013-17



RECORDS

Single-Game Team Records

↳ Points

	Total	Opponent	Date
1.	116	Texas Southern	11-21-97
2.	107	Troy State	12-12-92
3.	105	Nicholls	2-3-94
4.	102	Oral Roberts	1-5-89
5.	99	Baylor	12-3-77
	99	New Mexico	12-18-93
	99	Nicholls	1-18-96
8.	98	UMKC	12-8-00
9.	97	Nicholls	1-8-94
	97	Rice	1-10-16

↳ Field Goals

	Total	Opponent	Date
1.	45	Lamar	11-22-80
	45	Troy State	12-12-92
3.	44	TCU	11-29-88
	44	Texas Southern	11-21-97
5.	43	Baylor	12-3-77
	43	Oral Roberts	1-5-89
	43	Nicholls	2-3-94
8.	41	UT Arlington	11-28-78
	41	UMKC	12-8-00
10.	40	Texas Women's	12-11-81
	40	Lamar	1-13-86

↳ Field Goal Attempts

	Total	Opponent	Date
1.	101	Lamar	11-22-80
2.	94	Phillips	1-13-78
	94	Southwestern	1-28-88
	94	McNeese State	2-2-89
5.	93	Savannah State	12-16-77
	93	UT Arlington	1-31-77
	93	TCU	2-17-77
8.	92	Baylor	12-4-78
	92	West Texas State	2-22-79
10.	91	Oklahoma City	1-15-85

↳ Field Goal Percentage

	Pct.	Opponent	Date
1.	.673	Louisiana-Monroe	2-4-95
2.	.623	Sam Houston State	3-3-78
3.	.607	UTSA	3-2-96
4.	.600	Troy State	12-12-92
5.	.596	Texas Southern	1-29-82
6.	.595	Texas State	11-21-16
7.	.583	Middle Tennessee	1-6-00
	.583	Middle Tennessee	2-8-06
9.	.579	Texas Southern	11-21-97
10.	.577	Sam Houston State	2-23-95

↳ Three-Point Field Goals

	Total	Opponent	Date
1.	11	Texas Southern	11-21-97
	11	SMU	12-21-99
	11	Louisiana-Lafayette	1-11-07
	11	at Troy	1-15-11
5.	10	at Louisiana-Monroe	2-14-13
	10	at UALR	1-9-13
	10	Stephen F. Austin	1-26-95
	10	Southwestern	11-21-98
	10	UC Riverside	12-8-02
	10	Arkansas-Little Rock	1-15-03
	10	New Mexico State	1-10-04
	10	New Orleans	1-29-05
	10	UTPA	11-25-09
	10	at Oral Roberts	11-14-10
	10	Southern Miss	1-19-17

↳ Three-Point FG Attempts

	Total	Opponent	Date
1.	31	vs. Louisiana Tech	3-11-14
2.	28	vs. SMU	12-21-13
3.	27	at Oklahoma	12-6-12
	27	at George Washington	11-21-10
5.	26	Western Kentucky	2-7-13
	26	New Mexico State	12-3-95
	26	Tulsa	12-15-96
	26	New Orleans	1-29-05
9.		5 times, most recently	
	25	vs. Louisiana-Lafayette	3-8-13

↳ Three-Point FG Percentage

	Pct.	Opponent	Date
1.	.800	Texas State	1-28-88
	.800	Stephen F. Austin	2-4-89
	.800	Louisiana-Monroe	3-1-93
4.	.714	Troy	2-23-06
5.	.700	Sam Houston State	2-23-95
6.	.688	SMU	12-21-99
7.	.667	Northwestern State	2-27-88
	.667	TCU	11-29-88
	.667	New Orleans	1-23-03
10.	.636	VCU	12-19-95
	.636	Pacific	1-16-98

↳ Free Throws

	Total	Opponent	Date
1.	38	Texas A&M	11-15-98
2.	36	UCF	11-18-00
3.	34	Oral Roberts	12-30-97
4.	34	New Orleans	1-9-10
5.	33	Troy	1-2-13
	33	McNeese State	12-7-91
7.	32	Northwestern State	12-31-05
8.	31	McNeese State	2-22-92
	31	Columbia	12-31-99
	31	Southern Arkansas	11-22-05
	31	Stephen F. Austin	11-18-05

↳ Free Throw Attempts

	Total	Opponent	Date
1.	51	Southern Arkansas	11-22-05
2.	46	Oral Roberts	12-30-97
	46	Texas A&M	11-15-98
	46	Northwestern State	12-31-05
5.	45	Columbia	12-31-99
	45	UCF	11-18-00
7.	44	Houston	12-4-99
	44	Stephen F. Austin	11-14-09
9.	43	UT Arlington	2-1-86
	43	Arkansas	12-4-92
	43	Stephen F. Austin	11-18-05
	43	New Orleans	1-9-10

↳ Free Throw Percentage

	Pct.	Opponent	Date
1.	.949	SMU	12-14-08
2.	.944	at Marshall	1-14-16
3.	.933	at Tulsa	12-3-16
4.	.929	at SMU	11-15-12
	.929	Baylor	12-17-82
6.	.926	at Western Kentucky	12-29-12
7.	.917	Louisiana-Lafayette	12-1-12
	.917	Nevada	2-21-97
9.	.905	TCU	2-11-92
10.	.885	Denver	2-2-02
11.	.882	Northwestern State	2-6-84
	.882	FIU	1-9-02
	.882	Arkansas State	3-4-06
	.882	New Orleans	2-7-07



↳ **Points**

	Total	Year
1.	2,202	1985-86
2.	2,192	2001-02
3.	2,093	2007-08
4.	2,082	1977-78
5.	2,068	2000-01
6.	2,060	2008-09
7.	2,036	1978-79
8.	2,029	1987-88
9.	2,025	2009-10
10.	2,000	2012-13

↳ **Scoring Average**

	Average	Year
1.	73.4	1985-86
2.	73.1	2001-02
3.	72.6	1988-89
4.	72.5	1987-88
5.	72.1	1994-95
6.	71.4	1993-94
7.	70.8	1998-99
8.	69.6	1980-81
	69.6	1995-96
10.	69.3	1986-87

↳ **Field Goals**

	Total	Year
1.	919	1985-86
2.	863	1978-79
3.	860	1977-78
4.	818	2007-08
5.	812	1986-87
6.	804	2001-02
7.	794	1987-88
8.	791	1981-82
9.	780	1988-89
10.	779	1980-81

↳ **Field Goal Attempts**

	Total	Year
1.	2,142	1977-78
2.	2,136	1985-86
3.	2,125	1978-79
4.	2,028	2007-08
5.	1,947	2001-02
6.	1,944	1987-88
7.	1,924	1980-81
8.	1,898	2008-09
9.	1,891	1986-87
10.	1,874	2010-11

↳ **Field Goal Percentage**

	Percentage	Year
1.	.462	1981-82
2.	.461	1994-95
3.	.430	1985-86
4.	.429	1986-87
5.	.418	1993-94
6.	.417	2015-16
7.	.416	1995-96
8.	.413	2001-02
9.	.408	1982-83
	.408	1987-88
	.408	2000-01

↳ **Three-Point FG**

	Total	Year
1.	168	2012-13
2.	153	2016-17
3.	149	2013-14
4.	141	2015-16
5.	134	2001-02
6.	131	2008-09
7.	129	2011-12
8.	126	2009-10
9.	125	2010-11
10.	117	1994-95

↳ **Three-Point FG Attempts**

	Total	Year
1.	533	2012-13
	533	2013-14
3.	490	2016-17
4.	450	2010-11
5.	435	2011-12
6.	425	2015-16
7.	420	2004-05
8.	413	2008-09
9.	410	2007-08
10.	407	2001-02

↳ **Three-Point FG Pct.**

	Percentage	Year
1.	.382	1994-95
2.	.359	1995-96
3.	.332	2015-16
4.	.329	2001-02
5.	.322	1997-98
6.	.321	1999-00
7.	.317	1986-87
	.317	2000-01
	.317	2006-07
	.317	2008-09

↳ **Free Throws**

	Total	Year
1.	531	2000-01
2.	518	1999-00
3.	499	1995-96
4.	498	1998-99
5.	475	1991-92
6.	472	2005-06
7.	465	2009-10
8.	450	2001-02
9.	443	2008-09
10.	426	2012-13

↳ **Free Throw Attempts**

	Total	Year
1.	758	1999-00
2.	750	1998-99
3.	741	2000-01
4.	732	1995-96
	732	2009-10
6.	705	1991-92
7.	700	2005-06
8.	637	2008-09
9.	628	1987-88
10.	625	1980-81

↳ **Free Throw Pct.**

	Percentage	Year
1.	.735	2001-02
2.	.723	2012-13
3.	.717	2000-01
4.	.703	2016-17
5.	.695	2008-09
6.	.686	2015-16
7.	.683	1999-00
8.	.682	1995-96
9.	.679	2007-08
10.	.678	1997-98

↳ **Rebounds**

	Total	Year
1.	1,448	1977-78
2.	1,444	1978-79
3.	1,428	1985-86
4.	1,316	2007-08
5.	1,280	2001-02
6.	1,272	2011-12
6.	1,249	1989-90
7.	1,244	1980-81
8.	1,236	2010-11
9.	1,235	2002-03

↳ **Rebound Average**

	Average	Year
1.	48.3	1977-78
2.	47.6	1985-86
3.	46.6	1978-79
4.	46.3	1989-90
	46.3	1992-93
6.	45.0	1994-95
7.	44.4	1980-81
8.	44.1	2002-03
9.	44.0	1986-87
10.	43.5	2005-06

↳ **Assists**

	Total	Year
1.	459	1985-86
2.	446	1994-95
3.	407	1988-89
4.	404	1987-88
5.	398	1993-94
	398	2007-08
7.	390	2001-02
8.	386	1986-87
9.	381	1981-82
10.	365	2008-09

↳ **Blocked Shots**

	Total	Year
1.	112	1985-86
2.	104	1986-87
3.	103	2002-03
4.	96	1988-89
	96	1990-91
6.	87	2006-07
7.	95	2001-02
8	84	2007-08
9	82	2008-09
10.	81	2004-05

↳ **Steals**

	Total	Year
1.	370	1987-88
2.	352	1984-85
3.	344	1986-87
4.	341	1999-00
5.	318	2008-09
6.	315	1985-86
7.	314	2012-13
8.	311	1988-89
9.	293	1998-99
10.	292	2009-10



RECORDS

↳ Team Records

↳ Points

Game: 116 vs. Texas Southern (11/21/97)
 Season: 2,202 (73.4 avg. in 1985-86)

↳ Field Goals

Game: 45 (vs. Lamar, 11/22/80; Troy State, 12/12/92)
 Season: 919 (2,136 attempts in 1985-86)

↳ Field Goal Attempts

Game: 101 (vs. Lamar, 11/22/80)
 Season: 2,142 (860 made in 1977-78)

↳ Field Goal Percentage

Game: .673 (vs. Northwestern St., 2/4/95)
 Season: .462 (791-1,714 in 1981-82)

↳ Three-Point Field Goals

Game: 11 (vs. Texas Southern, 11/21/97; SMU, 12-21-99;
 Louisiana-Lafayette, 1/11/07)
 Season: 168 (533 attempts in 2012-13)

↳ Three-Point Field Goal Attempts

Game 31 (vs. Louisiana Tech, 3/11/14)
 Season 533 (168 made in 2012-13; 149 made in 2013-14)

↳ Three-Point Field Goal Percentage

Game: .800 (vs. Southwest Texas State, 1/28/88;
 Stephen F. Austin, 2/4/89; Northwestern State, 3/1/93)
 Season: .382 (117-306 in 1994-95)

↳ Free Throws

Game: 38 (vs. Texas A&M, 11/15/98)
 Season: 531 (741 attempts in 2000-01)

↳ Free Throw Attempts

Game: 51 (vs. Southern Arkansas, 11/22/05)
 Season: 758 (518 made in 1999-00)

↳ Free Throw Percentage

Game: .949 (SMU, 12/14/08)
 Season: .735 (450-612 in 2001-02)

↳ Rebounds

Game: 71 (vs. Arkansas State, 1/20/86)
 Season: 1,448 (48.3 avg. in 1977-78)

↳ Assists

Game: 33 (vs. Nicholls, 2/3/94)
 Season: 459 in 1985-86

↳ Blocked Shots

Game 10 (vs. Sam Houston State, 2/18/86; TCU, 11/29/88)
 Season 112 in 1985-86

↳ Steals

Game: 24 (vs. SMU, 11/16/84; TCU, 11/29/88; Boise State, 2/27/00)
 Season: 370 in 1987-88

↳ Miscellaneous Statistics

All-Time Record (40 seasons) 474-682
 All-Time Wins At The Super Pit (40 seasons) 263
 Most Double-Digit Wins in a Season 13 (1985-86, 2000-01, 2005-06)
 Most Consecutive Wins..... 8 (2000-01)
 Most Consecutive Losses..... 17 (1983-84)
 Most Consecutive Home Wins..... 14 (2001-02)
 Most Consecutive Road Wins..... 4 (2005-06, 2000-01)
 Most Consecutive Home Losses..... 11 (1984-85)
 Most Consecutive Road Losses 13 (1984-85)
 Most Wins to Begin Season 8 (2000-01)
 Number of 20-Win Seasons 3
 Number of Winning Seasons..... 10
 Last OT Game.....3/8/17 (North Texas 65, UAB 62)
 Last 2OT Game.....3/8/17 (North Texas 65, UAB 62)
 Last 3OT Game..... 1/10/16 (Rice 100, NT 97)
 Southland Conference Record (13 seasons) 73-119
 Big West Conference Record (4 seasons) 25-31
 Sun Belt Conference Record (12 seasons)..... 96-119
 Conference USA Record (4 season)..... 23-47

Best Single-Season Record 20-8 (.714 in 1998-99)
 Seasons With 2,000 Points..... 10
 Seasons With 100 3-Point FGs..... 15
 Seasons With .700 FT Percentage..... 4
 Seasons With 1,200 Rebounds..... 16
 Seasons With 45 Rebound Average..... 6
 Seasons With 400 Assists..... 4
 Seasons With 100 Blocks 3
 Seasons With 300 Steals..... 6
 Fewest Turnovers in a Season 490 (2005-06)
 Most Fouls in a Season 649 (2016-17)
 Highest Scoring Average 73.4 (1985-86)
 Lowest Scoring Average Allowed 57.7 (2011-12)
 Most Points on Home Floor..... 116 vs Texas Southern (11/21/97)
 Most Points on Opponent Floor 107 at Troy State (12/12/92)
 Most Combined Points in a Game..... 197 (Rice 100, NT. 97) 1/10/16
 Most 100-Point Games in a Season..... 1 (4 times)
 Largest Margin of Victory .. 77 (NT 116, Texas Southern 39, 11/21/97)



↳ Record In Overtime Games

Overall: 10-26
 Home: 2-10
 Road: 6-13
 Neutral: 1-4
 The Super Pit: 2-10

↳ Overtime Games

Triple Overtime Games (0-2)

11/19/12	@ Alabama	L	83-88
1/10/16	@ Rice	L	100-97

Double Overtime Games (4-2)

12/3/77	@ Baylor	W	99-97
12/16/81	@ SMU	W	91-85
11/24/12	vs. St. Bonaventure	W	72-71
3/8/13	vs. Louisiana-Lafayette	L	74-80
1/30/16	vs. Rice	L	79-73
3/8/17	vs. UAB	W	65-62

Single Overtime Games (6-22)

12/15/77	vs. Mississippi State	L	62-66
1/31/78	@ Texas Wesleyan	L	58-60
2/8/83	East Central State	L	70-73
2/27/86	@ UT Arlington	L	76-82
1/20/90	@ Northwestern State	L	89-93
1/30/92	@ Northwestern State	L	93-96
12/31/92	@ Northwestern State	L	87-94
1/2/93	@ Northeast Louisiana	L	67-69
1/31/97	@ Pacific	L	77-83
1/10/99	Pacific	W	82-77
1/23/03	New Orleans	L	72-74
1/25/03	South Alabama	W	74-67
2/8/03	@ Western Kentucky	L	85-89
3/6/05	vs. Middle Tennessee	L	58-59
2/10/07	@ Louisiana-Monroe	W	71-67
1/28/09	Troy	L	78-80
2/21/09	Arkansas-Little Rock	L	52-57
1/22/11	Arkansas State	L	59-62
12/17/11	@ Nicholls	L	64-67
1/7/12	@ Arkansas State	L	64-70
2/15/12	Louisiana-Monroe	L	67-70
11/26/13	Grand Canyon	L	65-67
12/21/13	SMU	L	79-84
11/23/14	Eastern Illinois	L	59-57
2/1/15	@ Rice	L	58-55
1/5/17	@ UAB	W	59-58
2/4/17	@ Rice	W	77-69
2/18/17	@ UTSA	W	58-55

↳ Last Time a Mean Green Player...

- Had 30 or more points
34 -- Kelsey Criner at Rice, 1/10/2016
- Had 15 or more rebounds
15 -- Terra Ellison vs. Charlotte, 12/30/2016
- Had 20 or more rebounds
20 -- Freda Deckard vs. Nicholls, 2/18/1995
- Had 10 or more assists
10 -- Kelsey Criner at Rice, 1/10/2016
- Had 5 or more blocks
5 -- Bria Frierson vs. USEF, 11/13/15
- Had 5 or more steals
5 -- Terriell Bradley at Old Dominion, 1/28/17
- Made 80% or more FGAs (min 7 made)
.875 (7-8) -- Tosin Mabodu at Tulsa, 12/3/2016
- Made 100% of FTAs (min 10 made)
(10-10) -- Terra Ellison at Old Dominion, 1/28/2017
- Made 8 or more three-point FGs
8 -- Allison Clark vs. Texas Southern, 11/21/1997

↳ Last Time A Mean Green Team...

- Scored 100 or more points
116 -- vs. Texas Southern, 11/21/1997
- Scored 90 or more points
97 (3ot) -- at Rice, 1/10/2016
- Allowed 100 or more points
100 (3ot) -- at Rice, 1/10/2016
- Scored 50 or fewer points
48 -- at Southern Miss, 2/25/2017
- Allowed 50 or fewer points
49 -- vs. FIU, 2/11/2017
- Won an overtime game
65-62 (2OT) vs. UAB, 3/8/2017
- Had 50 or more rebounds
50 -- at La Salle, 12/16/2015
- Had 20 or more assists
22 -- vs. Tulsa, 11/27/20 10
- Had 15 or more steals
15 -- at FIU, 1/17/2013
- Had 5 or more blocks
7 -- vs. UAB, 3/8/2017
- Five or more players in double figures
5 -- vs. Florida Atlantic, 3/8/2016
- Made 60% or higher FGAs (min 20)
.607 -- vs. UTSA, 3/2/1996
- Made 50% or higher three-point FGAs (min 12)
.526 (10-19) -- vs. Southern Miss, 1/19/2017
- Made 90% or higher FTAs (min 15)
.933 (14-15) -- at Tulsa, 12/3/2016



↳ Last Time A Mean Green Team. . .

Won 3 or more road games in a row

2/4/2017-2/18/2017 -- (at Rice, at UTEP, at UTSA)

Won 4 or more road games in a row

2/1/2001-2/22/2001 -- (at Little Rock, at USA, at Arkansas St., at ULL)

Won 5 or more road games in a row

Never

Won 5 or more games in a row

2/4/2017-2/18/2017 -- (at Rice, vs. FAU, vs. FIU, at UTEP, at UTSA)

Won 6 or more games in a row

1/17/2002-2/7/2002 -- (Denver, at MT, ULL, NM St., at Denver, at UNO)

Won 7 or more games in a row

11/17/2000-12/16/2000 -- (Maryland-Baltimore County, UCF, Yale, at TCU, UAB, Air Force, UM-Kansas City, TAM-Corpus Christi)

Won 8 or more games in a row

11/17/2000-12/16/2000 -- (Maryland-Baltimore County, UCF, Yale, at TCU, UAB, Air Force, UM-Kansas City, TAM-Corpus Christi)

Won 9 or more games in a row

Never

Beat a ranked team

Nov. 16, 2015 (North Texas 61, No. 17 Oklahoma 57)

Was ranked

Never



RECORDS

Season-by-Season Leaders

↳ Points

Year	Player	Total
1976-77	Althea Toliver	429
1977-78	Lisa Risinger	585
1978-79	Lisa Risinger	516
1979-80	Beverly Sampey	287
1980-81	Isalene Jones	417
1981-82	Isalene Jones	411
1982-83	Isalene Jones	423
1983-84	Isalene Jones	436
1984-85	Sheila Stowe	415
1985-86	Clara Campbell	611
1986-87	Clara Campbell	421
1987-88	Ramona Black	462
1988-89	Nelda Roy	472
1989-90	Nelda Roy	423
1990-91	Johna Brandt	308
1991-92	Sherronda Williams	389
1992-93	Lesa Cooper	386
1993-94	Nikki Ryan	462
1994-95	Freda Deckard	368
1995-96	Ashley Norris	453
1996-97	Ashley Norris	311
1997-98	Ashley Norris	422
1998-99	Jalie Mitchell	437
1999-00	Jalie Mitchell	304
2000-01	Jalie Mitchell	461
2001-02	Jalie Mitchell	562
2002-03	Kim Blanton	337
2003-04	Kim Blanton	325
2004-05	Erika Bobo	364
2005-06	Erika Bobo	300
2006-07	Sanetra Jackson	300
2007-08	Amber Jackson	416
2008-09	Amber Jackson	471
2009-10	Brittney James	430
2010-11	Denetra Kellum	455
2011-12	Tamara Torru	337
2012-13	Alexis Hyder	423
2013-14	Briesha Wynn	340
2014-15	BreAnna Dawkins	312
2015-16	Kelsey Criner	390
2016-17	Terriell Bradley	398

↳ Scoring Average

Year	Player	Avg.
1976-77	Althea Toliver	19.5
1977-78	Lisa Risinger	19.5
1978-79	Lisa Risinger	17.2
1979-80	J'Lynne Johnston	15.0
1980-81	Isalene Jones	14.9
1981-82	Isalene Jones	14.7
1982-83	Isalene Jones	16.9
1983-84	Isalene Jones	16.1
1984-85	Sheila Stowe	16.2
1985-86	Clara Campbell	20.4
1986-87	Clara Campbell	15.0
1987-88	Ramona Black	16.5
1988-89	Nelda Roy	18.2
1989-90	Nelda Roy	16.3
1990-91	Ramona Black	12.4
1991-92	Sherronda Williams	15.0
1992-93	Christye Boyd	15.0
1993-94	Nikki Ryan	17.1
1994-95	Freda Deckard	13.6
1995-96	Ashley Norris	16.8
1996-97	Ashley Norris	12.0
1997-98	Ashley Norris	15.6
1998-99	Jalie Mitchell	15.6
1999-00	Jalie Mitchell	11.3

2000-01	Jalie Mitchell	15.4
2001-02	Jalie Mitchell	19.4
2002-03	Kim Blanton	12.5
2003-04	Kim Blanton	11.6
2004-05	Erika Bobo	13.0
2005-06	Mia Ajekwu	10.7
	Erika Bobo	10.7
2006-07	Sanetra Jackson	10.7
2007-08	Amber Jackson	13.0
2008-09	Amber Jackson	16.8
2009-10	Brittney James	13.9
2010-11	Denetra Kellum	15.7
2011-12	Jasmine Godbolt	12.3
2012-13	Alexis Hyder	14.2
2013-14	Alexis Hyder	11.3
	Briesha Wynn	11.3
2014-15	BreAnna Dawkins	10.8
2015-16	Kelsey Criner	13.0
2016-17	Terriell Bradley	12.8

↳ Field Goals

Year	Player	Total
1976-77	Althea Toliver	195
1977-78	Lisa Risinger	244
1978-79	Lisa Risinger	213
1979-80	Beverly Sampey	124
1980-81	Isalene Jones	161
1981-82	Diane Williams	173
1982-83	Isalene Jones	165
1983-84	Isalene Jones	174
1984-85	Sheila Stowe	171
1985-86	Clara Campbell	254
1986-87	Clara Campbell	177
1987-88	Ramona Black	183
1988-89	Nelda Roy	195
1989-90	Nelda Roy	159
1990-91	Ramona Black	124
	Johnna Brandt	124
1991-92	Sherronda Williams	127
1992-93	Lesa Cooper	146
1993-94	Nikki Ryan	180
1994-95	Freda Deckard	147
1995-96	Ashley Norris	130
1996-97	Ashley Norris	90
1997-98	Ashley Norris	136
1998-99	Jalie Mitchell	164
1999-00	Nicole Thomas	108
2000-01	Jalie Mitchell	157
2001-02	Jalie Mitchell	209
2002-03	Kim Blanton	133
2003-04	Kim Blanton	128
2004-05	Erika Bobo	132
2005-06	Erika Bobo	112
2006-07	Amber Jackson	121
2007-08	Amber Jackson	183
2008-09	Amber Jackson	199
2009-10	Brittney James	148
2010-11	Denetra Kellum	173
2011-12	Jasmine Godbolt	123
2012-13	Alexis Hyder	158
2013-14	Briesha Wynn	128
2014-15	BreAnna Dawkins	115
2015-16	Acheil Tac	145
2016-17	Terra Ellison	141

↳ Field Goal Attempts

Year	Player	Total
1976-77	Althea Toliver	494
1977-78	Lisa Risinger	510
1978-79	Lisa Risinger	466

1979-80	Becky Sparks	305
1980-81	Isalene Jones	333
1981-82	Isalene Jones	333
1982-83	Isalene Jones	360
1983-84	Isalene Jones	440
1984-85	Sheila Stowe	463
1985-86	Clara Campbell	476
1986-87	Joy Roberts	410
1987-88	Ramona Black	478
1988-89	Nelda Roy	399
1989-90	Nelda Roy	367
1990-91	Ramona Black	337
1991-92	Sherronda Williams	356
1992-93	Lesa Cooper	322
1993-94	Nikki Ryan	395
1994-95	Jaquita Deaton	276
1995-96	Ashley Norris	334
1996-97	Ashley Norris	319
1997-98	Ashley Norris	340
1998-99	Jalie Mitchell	388
1999-00	Nicole Thomas	296
2000-01	Jalie Mitchell	348
2001-02	Jalie Mitchell	422
2002-03	Kim Blanton	293
2003-04	Jamie Armstrong	320
2004-05	Erika Bobo	370
2005-06	Erika Bobo	263
2006-07	Amber Jackson	305
2007-08	Brittney James	394
2008-09	Amber Jackson	396
2009-10	Brittney James	390
2010-11	Denetra Kellum	427
2011-12	Jasmine Godbolt	287
2012-13	Loryn Goodwin	338
2013-14	Briesha Wynn	327
2014-15	BreAnna Dawkins	323
2015-16	Kelsey Criner	329
2016-17	Terriell Bradley	334

↳ Field Goal Percentage

Year	Player	Pct.
1976-77	Althea Toliver	.395
1977-78	Lisa Risinger	.478
1978-79	Lori Foreman	.492
1979-80	J'Lynne Johnston	.454
1980-81	Isalene Jones	.483
1981-82	Diane Williams	.537
1982-83	Sally Lindemann	.500
1983-84	Isalene Jones	.395
1984-85	Barbara Williams	.474
1985-86	Clara Campbell	.534
1986-87	Clara Campbell	.541
1987-88	Johnna Brandt	.480
1988-89	Nelda Roy	.489
1989-90	Johnna Brandt	.478
1990-91	Johnna Brandt	.488
1991-92	Lesa Cooper	.457
1992-93	Jaquita Deaton	.481
1993-94	Nikki Ryan	.456
1994-95	Freda Deckard	.677
1995-96	Valerie Gilbert	.536
1996-97	An'Dionne Smith	.436
1997-98	Empress Drane	.449
1998-99	Karen Lee	.517
1999-00	Jalie Mitchell	.454
2000-01	Karen Lee	.478
2001-02	Jalie Mitchell	.495
2002-03	Kim Blanton	.454
2003-04	Kennethia Wilson	.429
2004-05	Mia Ajekwu	.432

2005-06	Mia Ajekwu	.472
2006-07	Jo Hall	.456
2007-08	Amber Jackson	.500
2008-09	Amber Jackson	.503
2009-10	Torrian Timms	.486
2010-11	Jasmine Godbolt	.483
2011-12	Sara Stanley	.491
2012-13	Alexis Hyder	.485
2013-14	Acheil Tac	.605
2014-15	Eboniyer Jeter	.455
2015-16	Acheil Tac	.569
2016-17	Terra Ellison	.488

↳ Three-Point FGs

Year	Player	Total
1986-87	Georgia Brown	9
1987-88	Patrice Purvey	22
1988-89	Patrice Purvey	21
1989-90	Ramona Black	27
1990-91	Ramona Black	20
1991-92	Shannon Bloxom	26
1992-93	Kristin Von Netzer	15
1993-94	Delaine Taylor	43
1994-95	Delaine Taylor	54
1995-96	Ashley Norris	60
1996-97	Ashley Norris	44
1997-98	Allison Clark	55
1998-99	Nicole Thomas	47
1999-00	Ashley Norris	46
2000-01	Nicole Thomas	32
2001-02	Nicole Thomas	55
2002-03	Heather Trout	32
2003-04	Jill Medlock	61
2004-05	Mian Williams	29
2005-06	Natalie Mireles	28
2006-07	Sanetra Jackson	32
2007-08	Brittney James	38
2008-09	Yari Escalera	38
2009-10	Brittney James	30
2010-11	Tamara Torru	28
2011-12	Laura McCoy	46
2012-13	Loryn Goodwin	65
2013-14	Janis Peterson	38
2014-15	Candice Adams	33
2015-16	Candice Adams	49
2016-17	Candice Adams	58

↳ Three-Point FG Attempts

Year	Player	Total
1986-87	Georgia Brown	27
1987-88	Patrice Purvey	85
1988-89	Patrice Purvey	71
1989-90	Ramona Black	72
1990-91	Ramona Black	74
1991-92	Shannon Bloxom	77
1992-93	Kristin Von Netzer	67
1993-94	Delaine Taylor	121
1994-95	Delaine Taylor	121
1995-96	Ashley Norris	155
1996-97	Ashley Norris	170
1997-98	Allison Clark	162
1998-99	Nicole Thomas	133
1999-00	Ashley Norris	111
2000-01	Nicole Thomas	95
2001-02	Nicole Thomas	153
2002-03	Heather Trout	103
2003-04	Jill Medlock	162
2004-05	Mian Williams	112
2005-06	Natalie Mireles	78
2006-07	Sanetra Jackson	83



2007-08	Brittney James	131
2008-09	Tricia Lee	99
2009-10	Brittney James	106
2010-11	Tamara Torru	105
2011-12	Laura McCoy	148
2012-13	Loryn Goodwin	177
2013-14	Laura McCoy	128
2014-15	Candice Adams	108
2015-16	Candice Adams	157
2016-17	Candice Adams	165

↳ Three-Point FG Pct.

Year	Player	Pct.
1986-87	Georgia Brown	.333
1987-88	Ramona Black	.313
1988-89	Ramona Black	.372
1989-90	Ramona Black	.375
1990-91	Ramona Black	.270
1991-92	Shannon Bloxom	.338
1992-93	Kristin Von Netzer	.224
1993-94	Jaquita Deaton	.386
1994-95	Delaine Taylor	.446
1995-96	Ashley Norris	.387
1996-97	Tonia Thomas	.288
1997-98	Allison Clark	.340
1998-99	Nicole Thomas	.353
1999-00	Ashley Norris	.414
2000-01	Jalie Mitchell	.362
2001-02	Jalie Mitchell	.389
2002-03	Angel Lewis	.347
2003-04	Jill Medlock	.377
2004-05	Kennethia Wilson	.279
2005-06	Natalie Mireles	.359
2006-07	Sanetra Jackson	.386
2007-08	Brittney James	.290
2008-09	Yari Escalera	.422
2009-10	Denetra Kellum	.381
2010-11	Desiree Nelson	.385
2011-12	Tamara Torru	.353
2012-13	Loryn Goodwin	.367
2013-14	Janis Peterson	.330
2014-15	Candice Adams	.306
2015-16	Kelsey Criner	.400
2016-17	Candice Adams	.352

↳ Free Throws

Year	Player	Total
1976-77	Dixie Krueger	42
1977-78	Lisa Risinger	78
1978-79	Lisa Risinger	90
1979-80	Becky Sparks	51
1980-81	Isalene Jones	95
1981-82	Isalene Jones	89
1982-83	Isalene Jones	93
1983-84	Isalene Jones	88
1984-85	Barbara Williams	81
1985-86	Clara Campbell	103
1986-87	Patti Hayes	72
1987-88	Marlo Hartman	79
1988-89	Nelda Roy	82
1989-90	Nelda Roy	105
1990-91	Sherronda Williams	71
1991-92	Sherronda Williams	135
1992-93	Lesa Cooper	94
1993-94	Nikki Ryan	98
1994-95	Freda Deckard	74
1995-96	Ashley Norris	133
1996-97	Ashley Norris	87
1997-98	Ashley Norris	108
1998-99	Empress Drane	102

1999-00	Rosalyn Reades	106
2000-01	Jalie Mitchell	122
2001-02	Jalie Mitchell	123
2002-03	Kim Blanton	71
2003-04	Kim Blanton	69
2004-05	Erika Bobo	87
2005-06	Mian Williams	76
2006-07	Sanetra Jackson	64
2007-08	Erica Howard	77
2008-09	Brittney James	86
2009-10	Jasmine Godbolt	108
2010-11	Denetra Kellum	92
2011-12	Jasmine Godbolt	87
2012-13	Alexis Hyder	97
2013-14	Alexis Hyder	78
2014-15	BreAnna Dawkins	64
2015-16	Kelsey Criner	76
2016-17	Terriell Bradley	121

↳ Free Throw Attempts

Year	Player	Total
1976-77	Dixie Krueger	72
1977-78	Lisa Risinger	178
1978-79	Lisa Risinger	122
1979-80	Becky Sparks	79
1980-81	Isalene Jones	130
1981-82	Isalene Jones	118
1982-83	Isalene Jones	125
1983-84	Isalene Jones	116
1984-85	Barbara Williams	137
1985-86	Clara Campbell	180
1986-87	Clara Campbell	134
1987-88	Marlo Hartman	113
1988-89	Nelda Roy	138
1989-90	Nelda Roy	170
1990-91	Johnna Brandt	124
1991-92	Sherronda Williams	208
1992-93	Lesa Cooper	144
1993-94	Nikki Ryan	164
1994-95	Melody Crosby	118
1995-96	Ashley Norris	169
1996-97	Ashley Norris	125
1997-98	Ashley Norris	126
1998-99	Empress Drane	137
1999-00	Rosalyn Reades	150
2000-01	Jalie Mitchell	158
2001-02	Jalie Mitchell	154
2002-03	Kim Blanton	122
2003-04	Kim Blanton	110
2004-05	Erika Bobo	121
2005-06	Erika Bobo	106
2006-07	Amber Jackson	93
2007-08	Erica Howard	114
2008-09	Brittney James	112
2009-10	Jasmine Godbolt	183
2010-11	Jasmine Godbolt	191
2011-12	Jasmine Godbolt	157
2012-13	Alexis Hyder	147
2013-14	Alexis Hyder	127
2014-15	BreAnna Dawkins	94
2015-16	Kelsey Criner	114
2016-17	Terriell Bradley	154

↳ Free Throw Percentage

Year	Player	Pct.
1976-77	Patsy Aldrete	.727
1977-78	Lisa Risinger	.703
1978-79	Lisa Risinger	.738
1979-80	J'Lynne Johnston	.656
1980-81	J'Lynne Johnston	.810

1981-82	J'Lynne Johnston	.765
1982-83	Isalene Jones	.744
1983-84	Angie Lyons	.763
1984-85	Sheila Stowe	.640
1985-86	Barbara Williams	.674
1986-87	Marsha Morneau	.610
1987-88	Marlo Hartman	.699
1988-89	Ramona Black	.673
1989-90	Ramona Black	.781
1990-91	Andi Jackson	.652
1991-92	Shannon Bloxom	.820
1992-93	Jaquita Deaton	.732
1993-94	Jaquita Deaton	.795
1994-95	Delaine Taylor	.750
1995-96	Ashley Norris	.787
1996-97	Tonia Thomas	.765
1997-98	Ashley Norris	.857
1998-99	Karen Lee	.773
1999-00	Jalie Mitchell	.822
2000-01	Jalie Mitchell	.772
2001-02	Jalie Mitchell	.799
2002-03	V. Grismanauskaite	.818
2003-04	Jill Medlock	.909
2004-05	Mia Ajekwu	.746
2005-06	Natalie Mireles	.857
2006-07	Sanetra Jackson	.853
2007-08	Yari Escalera	.829
2008-09	Yari Escalera	.851
2009-10	Brittney James	.748
2010-11	Denetra Kellum	.793
2011-12	Laura McCoy	.940
2012-13	Laura McCoy	.818
2013-14	Ash'Lynne Evans	.745
2014-15	Candice Adams	.750
2015-16	Acheil Tac	.806
2016-17	Terriell Bradley	.786

↳ Rebounds

Year	Player	Total
1976-77	Althea Toliver	235
1977-78	Sharon Shelton	364
1978-79	Althea Toliver	219
1979-80	Beverly Sampey	245
1980-81	Diane Williams	291
1981-82	Diane Williams	278
1982-83	Isalene Jones	197
1983-84	June Hervey	204
1984-85	Barbara Williams	220
1985-86	Clara Campbell	352
1986-87	Clara Campbell	280
1987-88	Patrice Purvey	196
1988-89	Nelda Roy	256
1989-90	Nelda Roy	263
1990-91	Johna Brandt	205
1991-92	Lesa Cooper	183
1992-93	Lesa Cooper	266
1993-94	Nikki Ryan	272
1994-95	Freda Deckard	192
1995-96	Freda Deckard	202
1996-97	An'Dionne Smith	173
1997-98	Empress Drane	173
1998-99	Empress Drane	230
1999-00	Rosalyn Reades	183
2000-01	Ashley Roberson	150
2001-02	Shannan Stephenson	194
2002-03	Angel Lewis	175
2003-04	Kim Blanton	183
2004-05	Talicia Sanders	202
2005-06	Erika Bobo	169

2006-07	Talicia Sanders	192
2007-08	Amber Jackson	193
2008-09	Amber Jackson	265
2009-10	Jasmine Godbolt	256
2010-11	Jasmine Godbolt	228
2011-12	Tamara Torru	228
2012-13	Alexis Hyder	263
2013-14	Briesha Wynn	209
2014-15	Eboniey Jeter	164
2015-16	Acheil Tac	250
2016-17	Terra Ellison	189

↳ Rebounding Average

Year	Player	Avg.
1976-77	Althea Toliver	10.7
1977-78	Sharon Shelton	12.1
1978-79	Althea Toliver	7.1
1979-80	Beverly Sampey	10.7
1980-81	Diane Williams	11.2
1981-82	Diane Williams	9.9
1982-83	Isalene Jones	7.9
1983-84	June Hervey	7.8
1984-85	Barbara Williams	8.8
1985-86	Clara Campbell	11.7
1986-87	Clara Campbell	10.0
1987-88	Patrice Purvey	7.0
1988-89	Nelda Roy	9.8
1989-90	Nelda Roy	9.9
1990-91	Johna Brandt	7.9
1991-92	Christye Boyd	7.2
1992-93	Lesa Cooper	10.2
1993-94	Nikki Ryan	10.1
1994-95	Freda Deckard	7.1
1995-96	Freda Deckard	8.1
1996-97	An'Dionne Smith	6.7
1997-98	Empress Drane	6.4
1998-99	Empress Drane	8.2
1999-00	Rosalyn Reades	6.8
2000-01	Ashley Roberson	5.0
2001-02	Shannan Stephenson	6.4
2002-03	Angel Lewis	7.3
2003-04	Kim Blanton	6.5
2004-05	Talicia Sanders	7.2
2005-06	Erika Bobo	6.0
2006-07	Talicia Sanders	6.6
2007-08	Amber Jackson	6.0
2008-09	Amber Jackson	9.5
2009-10	Jasmine Godbolt	8.3
2010-11	Jasmine Godbolt	7.9
2011-12	Tamara Torru	7.4
2012-13	Alexis Hyder	8.8
2013-14	Acheil Tac	7.1
2014-15	Acheil Tac	6.8
2015-16	Acheil Tac	8.3
2016-17	Terra Ellison	6.1

↳ Assists

Year	Player	Total
1977-78	Lisa Risinger	84
1978-79	Lisa Risinger	81
1979-80	Becky Sparks	51
1980-81	Francine Blackburn	62
1981-82	Lora Sawyer	132
1982-83	Debbie Giles	88
1983-84	Debbie Giles	59
1984-85	Debbie Giles	73
1985-86	Regina Woods	101
1986-87	Regina Woods	78
1987-88	Patrice Purvey	109
1988-89	Ramona Black	120



RECORDS

↳ Season-By-Season Leaders

1989-90	Ramona Black	125
1990-91	Ami Sylvester	81
1991-92	Kristen Von Netzer	110
1992-93	Kristin Von Netzer	159
1993-94	Delaine Taylor	121
1994-95	Delaine Taylor	133
1995-96	Christi Washington	84
1996-97	Teri Gunnels	59
1997-98	Teri Gunnels	100
1998-99	Rosalyn Reades	101
1999-00	Rosalyn Reades	127
2000-01	Rosalyn Reades	99
2001-02	Rosalyn Reades	131
2002-03	Erika Bobo	100
2003-04	Erika Bobo	72
2004-05	Erika Bobo	78
2005-06	Erika Bobo	87
2006-07	Amanda Quattrocchi	73
2007-08	Yari Escalera	78
2008-09	Mansa El	72
2009-10	Brittney James	74
2010-11	Kasondra Foreman	99
2011-12	Laura McCoy	60
2012-13	Laura McCoy	76
2013-14	Briesha Wynn	51
2014-15	BreAnna Dawkins	70
2015-16	Kelsey Criner	149
2016-17	Kelsey Criner	113

↳ Blocked Shots

Year	Player	Total
1981-82	Theresa Green	7
1982-83	Sally Lindemann	33
1983-84	June Hervey	37
1984-85	June Hervey	14
1985-86	Clara Campbell	69
1986-87	Clara Campbell	67
1987-88	Patrice Purvey	25
1988-89	Nikki Jackson	45
1989-90	Nikki Jackson	46
1990-91	Andi Jackson	34
1991-92	Shannon Bloxom	8
1992-93	Christye Boyd	10
	Kristin Von Netzer	10
1993-94	Cessa Booker	6
	Melody Crosby	6
1994-95	LaFreda Deckard	19
1995-96	Corey McKizzie	24
1996-97	Corey McKizzie	16
1997-98	Corey McKizzie	31
1998-99	Jalie Mitchell	26
1999-00	Jalie Mitchell	12
2000-01	Ashley Roberson	20
2001-02	V. Grismanauskaite	40
2002-03	V. Grismanauskaite	53
2003-04	Kelsie Edwards	13
2004-05	Talicia Sanders	22
	Erica Howard	22
2005-06	Talicia Sanders	29
2006-07	Talicia Sanders	32
2007-08	Talicia Sanders	20
2008-09	Amber Jackson	28
2009-10	Jasmine Godbolt	15
2010-11	Ash'Lynne Evans	18
2011-12	Braylah Blakely	24
2012-13	Alexis Hyder	30
2013-14	Janis Peterson	12
2014-15	Joh'Vonna Darrington	24
2015-16	Acheil Tac	17
2016-17	Hannah Hopkins	16

↳ Steals

Year	Player	Total
1981-82	Lora Sawyer	64
1982-83	Marlea Simonton	40
1983-84	Debbie Giles	40
1984-85	Sheila Stowe	63
1985-86	Regina Woods	83
1986-87	Regina Woods	70
1987-88	Ramona Black	82
1988-89	Nelda Roy	65
1989-90	Nelda Roy	62
1990-91	Ramona Black	57
1991-92	Sherronda Williams	51
1992-93	Kristin Von Netzer	77
1993-94	Jaquita Deaton	50
1994-95	Delaine Taylor	39
1995-96	Ashley Norris	50
1996-97	Terri Gunnels	36
1997-98	Teri Gunnels	55
1998-99	Rosalyn Reades	74
1999-00	Rosalyn Reades	87
2000-01	Rosalyn Reades	55
2001-02	Rosalyn Reades	80
2002-03	Erika Bobo	59
2003-04	Kim Blanton	53
2004-05	Erika Bobo	54
2005-06	Erika Bobo	68
2006-07	Tricia Lee	48
2007-08	Brittney James	57
2008-09	Tricia Lee	59
2009-10	Brittney James	71
2010-11	Denetra Kellum	43
2011-12	Brittney Hudson	50
2012-13	Loryn Goodwin	86
2013-14	Briesha Wynn	43
2014-15	Candice Adams	43
2015-16	Kelsey Criner	78
2016-17	Kelsey Criner	49



↳ All-Conference Selections

Southland Conference

1986	Clara Campbell, First Team Barbara Williams, Second Team
1987	Clara Campbell, Second Team
1988	Ramona Black, Second Team
1989	Nelda Roy, Second Team
1990	Ramona Black, Second Team Nelda Roy, Second Team
1994	Nikki Ryan, Second Team
1996	Ashley Norris, Second Team

Big West Conference

1998	Ashley Norris, Honorable Mention
1999	Jalie Mitchell, First Team Empress Drane, Second Team
2000	Jalie Mitchell, Second Team Rosalyn Reades, Second Team

Sun Belt Conference

2001	Jalie Mitchell, First Team
2002	Jalie Mitchell, First Team Shannan Stephenson, First Team Rosalyn Reades, Honorable Mention
2003	Kim Blanton, First Team
2004	Kim Blanton, Honorable Mention
2005	Erika Bobo, Honorable Mention
2006	Erika Bobo, Second Team Mia Ajekwu, Third Team
2008	Amber Jackson, Second Team
2009	Amber Jackson, First Team
2010	Brittney James, Third Team
2011	Denetra Kellum, Third Team
2012	Jasmine Godbolt, Third Team
2013	Alexis Hyder, Third Team Loryn Goodwin, Third Team

Conference-USA

2016	Kelsey Criner, First Team Defense
2017	Terriell Bradley, Preseason

↳ Conference Award Winners

Player of the Year

2002	Jalie Mitchell, Sun Belt
------	--------------------------

Newcomer of the Year

1986	Clara Campbell, Southland
------	---------------------------

Freshman of the Year

1995	Freda Deckard, Southland
2010	Jasmine Godbolt, Sun Belt
2013	Loryn Goodwin, Sun Belt

Defensive Player of the Year

2002	Rosalyn Reades, Sun Belt
------	--------------------------

All-Freshman Team

1998	Allison Clark, Big West
1999	Jalie Mitchell, Big West

Coach of the Year

1999	Tina Slinker, Big West
------	------------------------

↳ All-Tournament Team

Big West Conference

1999	Nicole Thomas
------	---------------

Sun Belt Conference

2001	Jalie Mitchell
2002	Jalie Mitchell Nicole Thomas



RECORDS

↳ Seasonal Statistics

↳ North Texas Team Totals

YEAR	W	L	PCT.	FG	FGA	PCT	3FG	3FGA	PCT	FT	FTA	PCT	REB	AVG	PF	A	TO	BLK	ST	PTS	AVG
1976-77	11	13	.458	564	1705	.331	----	----	----	260	432	.602	991	41.3	----	----	----	----	----	1388	57.8
1977-78	16	14	.533	860	2142	.401	----	----	----	316	532	.594	1448	48.3	576	223	----	----	----	2036	67.9
1978-79	16	15	.516	863	2125	.406	----	----	----	356	541	.658	1444	46.6	583	297	----	----	----	2082	67.2
1979-80	4	20	.167	617	1638	.389	----	----	----	243	450	.562	988	41.2	520	----	----	----	----	1477	61.6
1980-81	9	19	.321	779	1924	.405	----	----	----	391	625	.626	1244	44.4	637	308	----	----	----	1949	69.6
1981-82	14	14	.500	791	1714	.461	----	----	----	356	548	.650	1063	38.0	557	381	637	32	274	1938	69.2
1982-83	6	19	.240	625	1533	.408	----	----	----	341	554	.616	985	39.4	508	287	537	57	205	1591	63.6
1983-84	2	25	.074	609	1730	.352	----	----	----	354	530	.668	1091	40.4	610	317	704	77	290	1572	58.2
1984-85	4	22	.154	679	1829	.371	----	----	----	296	517	.573	1061	40.8	575	317	----	----	----	1654	63.6
1985-86	20	10	.667	919	2136	.430	----	----	----	364	617	.590	1428	47.6	585	459	536	112	315	2202	73.4
1986-87	15	13	.536	812	1891	.429	20	63	.317	297	538	.552	1232	44.0	602	386	556	104	344	1941	69.3
1987-88	14	14	.500	794	1944	.408	57	204	.279	384	628	.611	1171	41.8	580	404	594	63	370	2029	72.5
1988-89	11	15	.423	780	1845	.423	61	196	.311	267	482	.554	1111	42.7	559	407	521	96	311	1888	72.6
1989-90	16	11	.593	700	1725	.406	44	742	.059	332	567	.586	1249	46.3	----	----	----	----	----	1856	68.74
1990-91	6	20	.231	659	1733	.380	44	176	.250	294	478	.615	1057	40.7	598	321	597	96	262	1656	63.7
1991-92	8	18	.308	601	1587	.379	47	170	.276	475	705	.674	1038	39.9	529	278	545	35	280	1724	66.3
1992-93	9	17	.346	684	1739	.393	35	143	.245	386	608	.635	1204	46.3	546	363	590	37	290	1789	68.8
1993-94	10	17	.370	723	1729	.418	95	309	.307	386	610	.633	1215	45.0	527	398	590	27	241	1927	71.4
1994-95	10	17	.370	715	1551	.461	117	306	.382	399	609	.655	1054	39.0	486	446	560	33	194	1946	72.1
1995-96	11	16	.407	634	1525	.416	112	312	.359	499	732	.682	1062	39.3	546	330	633	55	257	1879	69.6
1996-97	5	21	.192	516	1554	.332	85	340	.250	390	624	.625	1086	41.8	579	249	594	37	215	15.7	58.0
1997-98	10	17	.370	613	1580	.388	116	360	.322	405	597	.678	1044	38.7	565	347	603	68	263	1747	64.7
1998-99	20	8	.714	692	1705	.406	99	327	.303	498	750	.664	1136	40.6	595	342	525	79	293	1983	70.8
1999-00	17	11	.607	651	1659	.392	104	324	.321	518	758	.683	1108	39.6	550	353	567	47	341	1924	68.7
2000-01	19	11	.633	711	1743	.408	115	363	.317	531	741	.717	1223	40.8	607	359	556	66	284	2068	68.9
2001-02	21	9	.700	804	1947	.413	134	407	.329	450	612	.735	1280	42.7	575	390	515	95	271	2192	73.1
2002-03	12	16	.428	694	1831	.379	106	358	.296	333	519	.642	1235	44.1	527	358	547	103	266	1827	65.2
2003-04	11	17	.392	630	1729	.364	113	365	.310	363	551	.659	1177	42.0	563	298	548	63	243	1736	62.0
2004-05	14	14	.500	568	1679	.338	114	420	.271	457	705	.665	1162	41.5	542	303	563	81	261	1617	57.8
2005-06	19	9	.679	658	1676	.393	84	304	.276	472	700	.674	1218	43.5	507	355	490	78	242	1872	66.9
2006-07	9	20	.310	667	1775	.376	106	334	.317	387	576	.672	1197	41.3	501	331	557	87	245	1827	63.0
2007-08	14	18	.438	818	2028	.403	108	410	.263	349	514	.679	1316	41.1	529	398	583	84	258	2093	65.4
2008-09	11	20	.355	743	1898	.391	131	413	.317	443	637	.695	1195	38.5	624	365	627	82	318	2060	66.5
2009-10	9	22	.290	717	1796	.399	126	399	.316	465	732	.635	1168	37.7	621	283	709	78	292	2025	65.3
2010-11	5	25	.125	715	1874	.382	125	450	.278	372	604	.616	1237	41.2	604	304	566	64	224	1927	64.2
2011-12	15	16	.484	665	1744	.381	129	435	.297	419	623	.673	1272	41.0	581	333	622	73	230	1878	60.6
2012-13	11	19	.367	703	1776	.396	168	533	.315	426	589	.723	1185	39.5	575	344	583	72	314	2000	66.7
2013-14	12	18	.400	705	1827	.386	149	533	.280	372	579	.642	1223	40.8	615	308	516	49	248	1931	64.4
2014-15	5	24	.172	571	1659	.344	87	356	.244	274	451	.608	1071	36.9	568	223	533	64	236	1503	51.8
2015-16	11	19	.366	686	1647	.417	141	425	.332	325	474	.686	1060	35.3	591	360	584	49	197	1838	61.3
2016-17	12	19	.387	681	1743	.391	153	490	.312	360	512	.703	1017	32.8	649	322	540	68	232	1875	60.5



↳ Opponent Team Totals

YEAR	W	L	PCT.	FG	FGA	PCT	3FG	3FGA	PCT	FT	FTA	PCT	REB	AVG	PF	A	TO	BLK	ST	PTS	AVG
1976-77	13	11	.542	618	1575	.392	----	----	----	277	430	.644	1432	59.7	----	----	----	----	----	1513	63.0
1977-78	14	16	.467	838	1948	.430	----	----	----	319	535	.596	1376	45.9	519	214	----	----	----	1995	66.5
1978-79	15	16	.484	849	2009	.423	----	----	----	360	568	.634	1371	44.2	556	336	----	----	----	2058	66.4
1979-80	20	4	.833	760	1593	.477	----	----	----	354	546	.648	1172	48.8	475	----	----	----	----	1874	78.1
1980-81	19	9	.679	859	1904	.504	----	----	----	464	728	.637	1309	46.8	604	349	----	----	----	2182	77.9
1981-82	14	14	.500	805	1918	.420	----	----	----	321	535	.600	1063	41.8	567	362	554	62	352	1931	69.0
1982-83	19	6	.760	774	1758	.440	----	----	----	284	488	.582	1175	47.0	441	344	483	66	309	1832	73.3
1983-84	25	2	.926	871	1805	.483	----	----	----	415	698	.595	1245	46.1	566	464	624	94	385	2157	79.9
1984-85	2	22	.484	826	1863	.491	----	----	----	393	627	.627	1231	47.3	415	425	----	----	----	2045	78.7
1985-86	10	20	.333	787	1859	.423	----	----	----	461	688	.670	1186	39.5	566	401	591	90	285	2035	67.8
1986-87	13	15	.464	735	1707	.431	23	60	.383	422	659	.640	1149	41.0	517	390	609	77	312	1915	68.4
1987-88	14	14	.500	824	1804	.457	51	162	.315	399	598	.667	1255	44.8	535	503	711	88	295	2098	74.9
1988-89	15	11	.577	744	1692	.440	39	118	.331	411	620	.663	1159	44.6	446	392	603	61	239	1938	74.5
1989-90	10	17	.370	----	----	----	----	----	----	----	----	----	----	----	----	----	----	----	----	----	----
1990-91	20	6	.769	697	1659	.420	76	226	.336	430	596	.721	1177	45.3	462	373	511	73	291	1900	73.1
1991-92	18	8	.692	739	1672	.442	92	245	.376	347	548	.633	1229	47.3	549	356	515	62	285	1917	73.7
1992-93	17	9	.654	713	1716	.416	100	268	.373	404	586	.689	1109	42.7	530	368	518	85	256	1930	74.2
1993-94	17	10	.630	768	1849	.415	85	312	.272	377	587	.642	1179	43.7	552	390	501	53	291	1998	74.0
1994-95	17	10	.630	765	1796	.426	102	339	.301	351	508	.691	1076	39.9	538	400	448	65	286	1983	73.4
1995-96	16	11	.593	777	1803	.431	103	340	.303	443	625	.709	1144	42.4	597	399	506	54	346	2100	77.8
1996-97	21	5	.808	642	1534	.419	117	328	.357	440	671	.656	1158	44.5	577	341	545	86	301	1841	70.8
1997-98	17	10	.630	658	1635	.402	112	343	.327	446	666	.670	1122	41.6	507	362	576	77	287	1874	69.4
1998-99	8	20	.286	642	1659	.387	115	349	.330	449	708	.634	1184	42.3	599	327	626	95	248	1848	66.0
1999-00	11	17	.393	658	1623	.405	139	416	.334	389	595	.654	1119	40.0	597	355	659	129	271	1844	65.9
2000-01	11	19	.367	665	1688	.394	108	383	.282	440	637	.691	1072	35.7	615	333	591	134	250	1878	62.6
2001-02	9	21	.300	675	1799	.375	159	500	.318	429	613	.700	1183	39.4	535	358	592	123	222	1938	64.6
2002-03	16	12	.571	639	1707	.374	174	530	.328	399	562	.710	1171	41.8	460	320	570	81	229	1851	66.1
2003-04	17	11	.608	681	1662	.410	120	429	.280	379	509	.643	1145	40.9	501	353	517	112	237	1861	66.5
2004-05	14	14	.500	609	1624	.375	107	416	.257	385	558	.690	1173	41.9	499	316	557	123	266	1710	61.1
2005-06	9	19	.321	605	1649	.367	123	444	.277	338	499	.677	1059	37.8	555	273	502	100	238	1671	59.7
2006-07	20	9	.690	738	1841	.401	162	480	.338	344	512	.672	1206	41.6	509	390	517	133	281	1982	68.3
2007-08	18	14	.563	781	1939	.403	156	537	.291	349	514	.679	1316	41.1	529	398	583	84	258	2093	65.4
2008-09	20	11	.645	812	1854	.438	134	420	.319	458	685	.669	1238	39.9	556	435	624	82	318	2216	71.5
2009-10	22	9	.710	864	1973	.438	157	507	.310	548	727	.754	1261	40.7	615	452	586	125	335	2433	78.5
2010-11	25	5	.875	785	1874	.419	137	438	.313	491	733	.670	1272	42.4	558	423	515	106	240	2198	73.3
2011-12	16	15	.516	642	1689	.380	105	371	.283	401	607	.661	1084	35.0	575	299	575	101	272	1790	57.7
2012-13	19	11	.633	751	1865	.403	173	591	.293	380	574	.662	1204	40.1	506	405	548	117	258	2055	68.5
2013-14	18	12	.600	675	1776	.380	176	605	.291	452	670	.675	1246	41.5	555	345	516	91	239	1978	65.9
2014-15	24	5	.828	642	1574	.408	144	483	.298	367	567	.647	1182	40.8	485	362	531	110	249	1795	61.9
2015-16	19	11	.633	695	1678	.414	159	506	.314	403	547	.737	1020	34.0	540	302	515	95	286	1952	65.1
2016-17	19	12	.612	694	1617	.429	138	448	.308	479	676	.709	1129	36.4	571	330	573	111	274	2005	64.7



ROSALYN READES
(1999-2002)

25

Rosalyn Reades

Reades, a four-year letterwinner, was a 5-5 guard who ended her NT career ranked No. 1 in assists (458) and steals (296). A two-time all-conference pick and the Sun Belt Conference Defensive Player of the Year in 2001-02, Reades also ranks in the top 10 in career rebounds, free throws and free throw attempts. She was inducted into the North Texas Athletic Hall of Fame in 2007 along with her former teammate Jalie Mitchell.

JALIE MITCHELL
(1999-2002)

44

Jalie Mitchell

Mitchell was named all-conference all four years at North Texas, concluding her career as the Player of the Year in the Sun Belt Conference in 2001-02. She is the Mean Green's all-time leading scorer with 1,764 career points and ranks No. 1 in free throws and attempts. She also ranks in the top 10 in school history in 10 other categories. Now the head coach of the women's basketball team, Mitchell was inducted into the North Texas Athletic Hall of Fame in 2007 along with her former teammate Rosalyn Reades. In her first season as the Mean Green's head coach, North Texas more than doubled its win total from the previous season and defeated then No. 17 Oklahoma on the road for the program's first ever victory over a ranked opponent.



1

Jalie Mitchell

Forward

5-10

Duncanville, TX ▶ (Duncanville HS)

Season	G	FG-FGA	FG%	FT-FTA	FT%	PTS	AVG
1998-99	28	164-388	.423	83-120	.692	437	15.6
1999-00	27	103-227	.454	83-101	.822	304	11.3
2000-01	30	157-348	.451	122-158	.772	461	15.4
2001-02	29	209-422	.495	123-154	.799	562	19.4
Totals	114	633-1385	.457	411-533	.771	1,764	15.4

2

Isalene Jones

Post/Forward

5-9

Killeen, TX ▶ (Killeen HS)

Season	G	FG-FGA	FG%	FT-FTA	FT%	PTS	AVG
1980-81	28	161-333	.483	95-130	.731	417	14.9
1981-82	28	161-333	.483	89-118	.754	411	14.7
1982-83	25	165-360	.458	93-125	.744	423	16.9
1983-84	27	174-440	.395	88-116	.758	436	16.1
Totals	108	661-1466	.451	365-489	.746	1,687	15.6

3

Ramona Black

Guard

5-7

Plainview, TX ▶ (Plainview HS)

Season	G	FG-FGA	FG%	FT-FTA	FT%	PTS	AVG
1987-88	28	183-478	.383	75-112	.670	462	16.5
1988-89	26	137-360	.381	37-55	.673	327	12.6
1989-90	27	157-423	.371	36-52	.692	377	13.9
1990-91	23	124-337	.368	18-29	.621	286	12.4
Totals	104	601-1598	.376	166-248	.669	1,452	13.9

4

Ashley Norris

Guard

5-10

Mesquite, TX ▶ (Poteet HS)

Season	G	FG-FGA	FG%	FT-FTA	FT%	PTS	AVG
1995-96	27	130-334	.389	133-169	.787	453	16.8
1996-97	26	90-319	.282	87-125	.696	311	12.0
1997-98	27	136-340	.400	108-126	.857	422	15.6
1998-99	3	14-31	.452	5-7	.714	38	12.7
1999-00	28	69-190	.363	43-54	.796	227	8.1
Totals	111	439-1214	.362	376-481	.781	1,451	13.1

5

Amber Jackson

Forward

6-2

Indianapolis, IN ▶ (Brebeuf HS)

Season	G	FG-FGA	FG%	FT-FTA	FT%	PTS	AVG
2005-06	27	82-195	.421	47-66	.712	211	7.8
2006-07	29	121-305	.397	54-93	.581	296	10.2
2007-08	32	183-366	.500	48-62	.774	416	13.0
2008-09	28	199-396	.503	73-103	.703	471	16.8
Totals	116	585-1252	.463	222-324	.685	1,388	11.9

6

Brittney James

Guard

5-8

Orange, TX ▶ (West Orange Stark HS)

Season	G	FG-FGA	FG%	FT-FTA	FT%	PTS	AVG
2006-07	29	80-208	.385	54-70	.771	233	8.0
2007-08	32	145-394	.368	49-70	.700	377	11.8
2008-09	31	104-311	.334	86-112	.768	319	10.3
2009-10	31	148-390	.379	104-139	.748	430	13.9
Totals	123	477-1303	.366	293-391	.749	1,359	11.0

7

J'Lynne Johnston

Forward

5-9

Whitesboro, TX ▶ (Whitesboro HS)

Season	G	FG-FGA	FG%	FT-FTA	FT%	PTS	AVG
1978-79	30	123-305	.403	58-81	.716	304	10.1
1979-80	18	115-253	.454	40-61	.656	270	15.0
1980-81	28	124-274	.453	81-100	.810	329	11.8
1981-82	28	129-286	.451	78-102	.765	336	12.0
Totals	104	491-1118	.439	257-344	.747	1,239	11.9

8

Lisa Risinger

Forward

5-11

Bula, TX ▶ (Bula HS)

Season	G	FG-FGA	FG%	FT-FTA	FT%	PTS	AVG
1977-78	30	244-510	.478	97-138	.703	585	19.5
1978-79	30	213-466	.457	90-122	.738	516	17.2
Totals	60	457-976	.468	187-260	.719	1,101	18.4



9

Jasmine Godbolt

Forward

6-0

Garland, TX ▶ (Naaman Forest HS)

Season	G	FG-FGA	FG%	FT-FTA	FT%	PTS	AVG
2009-10	31	128-268	.478	33-49	.590	364	11.7
2010-11	29	146-302	.483	32-51	.476	383	13.2
2011-12	27	123-287	.429	16-23	.554	333	12.3
Totals	87	397-857	.463	286-531	.539	1,080	12.4

10

Nicole Thomas

Center

5-8

Dallas, TX ▶ (Skyline HS)

Season	G	FG-FGA	FG%	FT-FTA	FT%	PTS	AVG
1998-99	28	89-253	.352	33-49	.673	258	9.2
1999-00	28	108-296	.365	32-51	.627	273	9.8
2000-01	30	84-237	.354	16-23	.696	216	7.2
2001-02	30	112-306	.366	34-40	.850	313	10.4
Totals	116	393-1092	.359	115-163	.705	1,060	9.1

11

Jaquita Deaton

Forward

5-11

Dallas, TX ▶ (First Baptist Academy)

Season	G	FG-FGA	FG%	FT-FTA	FT%	PTS	AVG
1992-93	26	138-287	.481	41-56	.732	323	12.4
1993-94	27	159-351	.453	70-88	.795	415	15.4
1994-95	27	95-213	.446	29-40	.725	304	11.3
Totals	80	392-851	.461	140-184	.761	1,042	13.0

12

Erika Bobo

Guard

5-8

Garland, TX ▶ (Eagle Charter HS)

Season	G	FG-FGA	FG%	FT-FTA	FT%	PTS	AVG
2002-03	27	69-206	.335	38-67	.567	195	7.2
2003-04	28	70-207	.338	33-65	.508	177	6.3
2004-05	28	132-370	.357	87-121	.719	364	13.0
2005-06	28	112-263	.426	68-106	.642	300	10.7
Totals	111	383-1,046	.366	226-359	.629	1,036	9.3

13

Clara Campbell

Post

6-2

Dallas, TX ▶ (Carter HS)

Season	G	FG-FGA	FG%	FT-FTA	FT%	PTS	AVG
1985-86	30	254-476	.534	103-180	.572	611	20.4
1986-87	28	177-327	.541	67-134	.500	421	15.0
Totals	58	431-803	.537	170-314	.541	1,032	17.8



↳ A

Kathy Acker '77 '78 '79
Candice Adams '14 '15 '16 '17
Mia Ajekwu '04, '05, '06
Sheila Akins '79 '80
Patricia Aldrete '77
Deedra Alex '97 '98 '99 '00
Becky Anderson '77
Sherry Anderson '87
Lisa Angus '77
Aleshia Armstead '96
Jamie Armstrong '03, '04
Shannon Armstrong '88
Dana Arnold '83

↳ B

Brittiani Bailey '09
Leslie Beck '80 '81
Ramona Black '88 '89 '90 '91
Francine Blackburn '81
Atavia Blake '12
Braylah Blakely '12, '13
Kim Blanton '01 '02 '03, '04
Shannon Bloxom '92
Erika Bobo '03, '04, '05 '06
Cessa Booker '94
Christye Boyd '92 '93
Terriell Bradley '17
Johnna Brandt '88 '89 '90 '91
Emily Britt '03
Karla Broussard '78
Yogi Broussard '00 '01 '02
Ravven Brown '10, '11 '12
Georgia Brown '86 '87
Nahagony Brown '03
Micayla Buckner '17
Kelli Buckley '08, '09
Brenda Burges '80
Chynna Burwell '10

↳ C

Clara Campbell '86 '87
Marquita Carter '03, '04
Andrea Chenault '88
Hannah Christian '13 '14
Allison Clark '98
Lesa Cooper '92 '93
Kelsey Criner '16 '17
Melody Crosby '93 '94 '95 '96
Raquel Cuffie '10, '11

↳ D

Terri Dansby '80
Joh'Vonna Darrington '14 '15
Kiara Davis '14 '15 '16
BreAnna Dawkins '13 '14 '15
Jaquita Deaton '93 '94 '95
Freda Deckard '95 '96 '98
Lyndy Doyle '87
Empress Drane '97 '98 '99 '00

↳ E

Kelsie Edwards '04, '05
Mansa El '09
Ninye El '09
Terra Ellison '14 '15 '16 '17
Nancy Erickson '77 '78
Yari Escalera '08, '09
Teri Estes '91
Ash'Lynne Evans '11, '12, '13 '14

↳ F

Teniqua Fagans '96
Shea Ferguson '96
Katina Flournoy '92 '93 '94 '95
Paula Ford '87
Kasondra Foreman '11, '12
Lori Foreman '79
Lorrie French '87
Lyndy French '86
Bria Frierson '15 '16

↳ G

Leisa Gettys '79
Valerie Gilbert '94 '95 '96 '97
Debbie Giles '82 '83 '84 '85
Jasmine Godbolt '10, '11, '12
Grace Goodhart '17
Mimi Goodman '07, '08, '09
Loryn Goodwin '13
Theresa Green '81 '82
Wilma Grismanauskaitė '02 '03
Teri Gunnels '96 '97 '98 '99
Becky Gustamante '81

↳ H

Mandy Hale '94 '95 '96
Cherie Hallren '78 '79
Jo Hall '06, '07, '08, '09
Alyssa Hankins '11, '12
Karolyn Haskin '01 '02 '03, '04
Caitlin Hawkins '10, '11
Patti Hayes '87 '88
Jacquelyn Hearne '11
Adrianna Henderson '17
June Hervey '84 '85
Leslie Hicks '84
Donita Hines '83
Jan Hnatek '80 '81
Renee Holland '86 '87
Wanetta Holmes '84
Linda Holubec '82 '83
Taylor Hooker '14
Hannah Hopkins '17
Erica Howard '05, '06, '07, '08
Brittney Hudson, '10, '11, '12
Niq'ky Hughes '10
Alexis Hyder '13 '14
Nikki Hyles '94 '95

↳ I

Suzanne Ingram '80

↳ J

Andi Jackson '89 '90 '91
Amber Jackson '06, '07, '08, '09
Nikki Jackson '89 '90 '91
Sanetra Jackson '06, '07
Brittney James '07, '08, '09, '10
Anita Jerrell '81 '82 '83
Eboniey Jeter '14 '15
Jearlynn Johnson '85
J'Lynne Johnston '79 '80 '81 '82
Brooke Jolivet '16
Ialene Jones '81 '82 '83 '84
Teadra Jones '15 '16

↳ K

Dorota Klat '04, '05
Denetra Kellum, '10, '11
Shelby Kettle '79 '80
Kristin Klvac '86

Barbara Scott-Kolb '12
Lyza Koubiteb '07, '08
Dixie Krueger '77 '78 '79 '80
Kit Kyle '89

↳ L

Kelly Leake '84
Karen Lee '99 '00 '01 '02
Tricia Lee '06, '07, '08, '09
Angel Lewis '00 '01 '02 '03
Sally Lindemann '82 '83
Michele Longoria '85
Margaret Lundy '81
Angie Lyons '84

↳ M

Tosin Mabodu '16 '17
Marlo Maryak '88 '89 '90 '91
Michelle Maryak '88
Stephanie McComis '97
Laura McCoy '11, '12, '13 '14
Corey McKizzie '96 '97 '98 '99
Jill Medlock '04
Sarah Meier '98
JoDee Minter '80 '88
Natalie Mireles '03, '04, '05, '06
Jalie Mitchell '99 '00 '01 '02
Brandee Moffat '90 '91
Marsha Morneau '87
Stacy Murphree '87

↳ N

Julie Nahrgang '99
Desiree Nelson '11, '12, '13 '14
Ashley Norris '96 '97 '98 '00

↳ O

Leisa Overton '80

↳ P

Robbie Jo Peters '90 '91 '92
Janis Peterson '14
Sarina Phillips '93
Jada Poland '17
Patrice Purvey '88 '89

↳ Q

Amanda Quattrocchi '05, '06, '07
Cindy Quintanilla '85 '86

↳ R

Rosalyn Reades '99 '00 '01 '02
Samantha Rhoten '95 '96
Valerie Richard '98 '99 '00 '01
Lisa Risinger '78 '79
Ashley Roberson '00 '01
Kristal Robeson '08
Joy Roberts '86 '87
Jackie Roseberry '78
Nelda Roy '89 '90
Nikki Ryan '93 '94

↳ S

Beverly Sampey '80
Robiena Sanders '84
Talia Sanders '05, '06, '07, '08
Lora Sawyer '82
Christy Schwall '92
Sharon Shelton '78 '79
Aundra Shepard '77 '78 '80

Frances Shepard '81
Orianna Shillow '16 '17
MarLea Simonton '82 '83 '84
Shelle Sivley '87 '88
An'Dionne Smith '97 '98
Becky Sparks '80 '81
Kim Spriggs '91 '92 '93
Sara Stanley '12, '13
Shannan Stephenson '98 '00 '01 '02
Sheila Stowe '85 '86
Regina Stredic '89 '91
Ami Sylvester '88 '89 '90 '91

↳ T

Acheil Tac '13 '14 '15, '16
Delaine Taylor '94 '95
Torrian Timms '07, '08, '09, '10
Katina Thomas '92 '93 '94 '95
Nicole Thomas '99 '00 '01 '02
Tonia Thomas '97
Jeanee' Thompson '09
Joanna Thompson '90 '91
Althea Toliver '77 '79
Tamara Torru '09, '10, '11, '12
Madison Townley '17
Kristin Tramonte '01 '02
Venessa Trevino '99 '00 '01
Heather Trout '00 '01 '02 '03

↳ U

Christina Uzzolino '92 '93 '94

↳ V

Paige Vann '86 '87
Ashley Vation '06, '07
Cindy Vogelpohl '84
Kristin Von Netzer '92 '93

↳ W

Andi Wade '93
DiDi Wali '04, '05, '06, '07
Julie Walker '77
Susan Waltersheid '85
Darla Wardlaw '78
Tyara Warren '17
Christi Washington '94 '95 '96 '97
Tina Weber '79
Tanya Wells '82 '83
Gwen Westbrook '88 '89 '90
Barbara Williams '85 '86
Diane Williams '81 '82
Jasmine Williams '03
Kasiney Williams '15 '16
Mian Williams '03, '04, '05, '06
Sherronda Williams '91 '92
Kennethia Wilson '03, '04, '05, '06
Megan Womack '15
Cheryl Woodruff '85
Regina Woods '84 '85 '86 '87
Jane Wray '98
Briesha Wynn '14 '15



↳ Conference Tournament Results

Southland Tournament (0-4)

3/8/1986	McNeese State	W, 71-63	Monroe, La. (Fant-Ewing Coliseum)	Playoff**
3/11/1988	at [1] Stephen F. Austin	L, 66-101	Nacogdoches, Texas (Johnson Coliseum)	Semifinal
3/10/1994	[2] ULM	L, 62-78	Nacogdoches, Texas (Johnson Coliseum)	Quarterfinal
3/6/1995	at [4] McNeese State	L, 67-72	Lake Charles, La. (Burton Coliseum)	Quarterfinal
3/6/1996	[3] Sam Houston State	L, 73-97	Shreveport, La. (Hirsch Memorial Coliseum)	Quarterfinal

Big West Tournament (1-3)

3/4/1998	UC Santa Barbara	L, 64-94	Reno, Nev. (Lawlor Events Center)	Quarterfinal
3/3/1999	UC Irvine	W, 71-68	Reno, Nev. (Lawlor Events Center)	Quarterfinal
3/5/1999	Long Beach State	L, 68-88	Reno, Nev. (Lawlor Events Center)	Semifinal
3/8/2000	Pacific	L, 56-74	Reno, Nev. (Lawlor Events Center)	Quarterfinal

Sun Belt Tournament (8-12)

3/3/2001	Middle Tennessee	W, 72-54	Mobile, Ala. (Mitchell Center)	Quarterfinal
3/5/2001	Louisiana Tech	L, 57-74	Mobile, Ala. (Mitchell Center)	Semifinal
3/2/2002	at New Orleans	W, 75-49	New Orleans, La. (Lakefront Arena)	Quarterfinal
3/4/2002	Western Kentucky	W, 84-52	New Orleans, La. (Lakefront Arena)	Semifinal
3/5/2002	FIU	L, 49-66	New Orleans, La. (Lakefront Arena)	Final
3/6/2003	UALR	W, 70-59	Bowling Green, Ky. (E. A. Diddle Arena)	First Round
3/8/2003	at Western Kentucky	L, 53-65	Bowling Green, Ky. (E. A. Diddle Arena)	Quarterfinal
3/7/2004	Middle Tennessee	L, 66-81	Bowling Green, Ky. (E. A. Diddle Arena)	Quarterfinal
3/6/2005	Middle Tennessee	L (ot), 58-59	Denton, Texas (The Super Pit)	Quarterfinal
3/4/2006	Arkansas State	L, 62-78	Murfreesboro, Tenn. (Murphy Center)	Quarterfinal
2/28/2007	at South Alabama	L, 44-52	Mobile, Ala. (Mitchell Center)	First Round
3/5/2008	New Orleans	W, 75-62	Denton, Texas (The Super Pit)	First Round
3/8/2008	Western Kentucky	L, 53-61	Mobile, Ala. (Mitchell Center)	Quarterfinal
3/4/2009	[6] at Arkansas State	W, 80-74	Jonesboro, Ark. (Convocation Center)	First Round
3/7/2009	[3] Denver	L, 63-67	Hot Springs, Ark. (Summit Arena)	Quarterfinal
3/6/2010	[7] FIU	W, 61-51	Hot Springs, Ark. (Convention Center Court)	First Round
3/7/2010	[2] Middle Tennessee	L, 66-106	Hot Springs, Ark. (Summit Arena)	Quarterfinal
3/5/2011	[E3] Western Kentucky	L, 66-81	Hot Springs, Ark. (Summit Arena)	First Round
3/3/2012	[E6] Troy	W, 75-61	Hot Springs, Ark. (Summit Arena)	First Round
3/4/2012	[E2] Florida Atlantic	L, 55-56	Hot Springs, Ark. (Convention Center Court)	Quarterfinal
3/8/2013	[W5] Louisiana-Lafayette	L (2ot), 74-80	Hot Springs, Ark. (Summit Arena)	First Round

Conference USA Tournament (2-3)

3/11/2014	Louisiana Tech	L, 59-77	El Paso, Tex. (Memorial Gym)	First Round
3/8/2016	Florida Atlantic	W, 79-74	Birmingham, Al. (Bartow Arena)	First Round
3/9/2016	Old Dominion	L, 62-55	Birmingham, Al. (Bartow Arena)	Second Round
3/8/2017	UAB	W, 65-62 (2ot)	Birmingham, AL (Bartow Arena)	First Round
3/9/2017	Western Kentucky	L, 78-51	Birmingham, AL (Bartow Arena)	Quarterfinals

** - Southland Conference Playoff in 1986 resolved a tie for a NCAA Tournament bid, but is not included in tournament records

Overall: 11-22

First Round: 7-4

Second Round 0-1

Quarterfinals: 3-14

Semifinals: 1-3

Final: 0-1

Home: 1-1

Road: 2-4

Neutral: 6-16

Overtime: 0-2



↳ 1985-86

Head Coach: Judy Nelson

Record: 20-10

The '85-86 Lady Eagles captured the school's first-ever berth to the NCAA's post-season basketball tournament. After winning a one-game playoff (a 71-63 win over McNeese St.) to claim the Southland Conference's automatic berth to the NCAA, North Texas traveled to Seattle, Wash., to face the University of Washington. The Huskies ended NT's dream season with a 69-54 victory over the Lady Eagles in their first-round match-up.

↳ 2000-01

Head Coach: Tina Slinker

Record: 19-11

Closing out the regular season with four straight victories in the school's debut year in the Sun Belt Conference, the '00-01 Lady Eagles earned a first-round bye in the league's post-season tournament. North Texas defeated Middle Tennessee (72-54) in the second round before falling to nationally-ranked Louisiana Tech (74-57) in the semi-finals. Still, the Lady Eagles received the school's first-ever invitation to the Women's National Invitational Tournament and were matched against Oklahoma State. In Stillwater, Okla., the Lady Eagles fell to the Cowgirls, 79-67. At the time, North Texas' final 19-11 record was the third-best in school history.

↳ 2001-02

Head Coach: Tina Slinker

Record: 21-9

Compiling the most victories in a season in the history of North Texas women's basketball, the '01-02 Lady Eagles earned a second consecutive trip to the post-season with a second WNIT bid. Led by Sun Belt Conference Player of the Year Jalie Mitchell and SBC Defensive Player of the Year Rosalyn Reades, the Lady Eagles went 12-0 at home, won 14 of 16 during one stretch, and earned a first-round bye in the SBC tournament. After advancing to the tournament finals (a 66-49 loss to Florida International), North Texas opened WNIT play in Seattle against the University of Washington. The Huskies defeated NT, 82-61.



RECORDS

Coaching Records

Season	Head Coach	Overall	Conf.
1976-77	Cherri Rapp	11-13	
1977-78	Cherri Rapp	16-14	
1978-79	Cherri Rapp	16-15	
1979-80	Denise Smith	4-20	
1980-81	Denise Smith	9-19	
1981-82	Denise Smith	14-14	
1982-83	Denise Smith	6-19	
SOUTHLAND CONFERENCE			
1983-84	Judy Nelson	2-25	0-12
1984-85	Judy Nelson	4-22	1-11
1985-86	Judy Nelson	20-10	7-3
1986-87	Judy Nelson	15-13	6-6
1987-88	Judy Nelson	14-14	7-7
1988-89	Judy Nelson	11-15	4-10
1989-90	Tina Slinker	16-11	7-7
1990-91	Tina Slinker	6-20	4-10
1991-92	Tina Slinker	8-18	5-13
1992-93	Tina Slinker	9-17	6-12
1993-94	Tina Slinker	10-17	7-11
1994-95	Tina Slinker	10-17	10-8
1995-96	Tina Slinker	11-16	9-9
BIG WEST CONFERENCE			
1996-97	Tina Slinker	5-21	2-12
1997-98	Tina Slinker	10-17	4-10
1998-99	Tina Slinker	20-8	11-3
1999-00	Tina Slinker	17-11	8-6
SUN BELT CONFERENCE			
2000-01	Tina Slinker	19-11	10-6
2001-02	Tina Slinker	21-9	12-3
2002-03	Tina Slinker	12-16	6-9
2003-04	Tina Slinker	11-17	7-8
2004-05	Tina Slinker	14-14	9-6
2005-06	Tina Slinker	19-9	9-6
2006-07	Tina Slinker	9-20	6-12
2007-08	Tina Slinker	14-18	8-10
2008-09	Shanice Stephens	11-20	6-12
2009-10	Shanice Stephens	9-22	5-13
2010-11	Shanice Stephens	5-25	2-14
2011-12	Karen Aston	15-16	7-9
2012-13	Mike Petersen	11-19	10-10
CONFERENCE USA			
2013-14	Mike Petersen	12-18	6-10
2014-15	Mike Petersen	5-24	4-14
2015-16	Jalie Mitchell	11-19	5-13
2016-17	Jalie Mitchell	12-19	8-10

↳ CAREER COACHING RECORDS

Name	Years	Career Record	PCT.
Cherri Rapp	3	43-42	.505
Karen Aston	1	15-16	.483
Tina Slinker	19	241-287	.456
Judy Nelson	6	66-99	.400
Jalie Mitchell	2	23-38	.377
Mike Petersen	3	28-61	.315
Denise Smith	4	33-72	.314
Shanice Stephens	3	25-67	.272

↳ WINNING SEASONS

Name	Season
Tina Slinker	6
Judy Nelson	2
Cherri Rapp	2

↳ SINGLE-SEASON COACHING VICTORIES

Name	Year	Record	Conference
Tina Slinker	2001-02	21-9	12-3
Tina Slinker	1998-99	20-8	11-3
Judy Nelson	1985-86	20-10	7-3
Tina Slinker	2005-06	19-9	9-6
Tina Slinker	2000-01	19-11	10-6
Tina Slinker	1999-00	17-11	8-6
Tina Slinker	1989-90	16-11	7-7
Cherri Rapp	1977-78	16-14	N/A
Cherri Rapp	1978-79	16-15	N/A
Judy Nelson	1986-87	15-13	6-6
Karen Aston	2011-12	15-16	7-9

↳ CAREER WINS

Name	Wins
Tina Slinker	241
Judy Nelson	66
Cherri Rapp	43
Denise Smith	33
Mike Petersen	28
Shanice Stephens	25
Jalie Mitchell	23
Karen Aston	15



↳ The Cherri Rapp Era 43-42 Career

1976-77 (11-13)

11/22.....L.....66.....at Baylor.....115	
11/30.....W.....67.....Tarleton State.....57	
12/4.....W.....71.....Ranger JC.....57	
12/6.....W.....66.....Texas Woman's.....53	
12/8.....L.....50.....Baylor.....80	
12/10.....L.....55.....at Tarleton State.....74	
1/11.....L.....46.....Drake.....75	
1/14.....W.....64.....Texas Wesleyan.....49	
1/20.....W.....62.....at Ranger JC.....35	
1/22.....L.....62.....Weatherford J.C.....74	
1/26.....L.....73.....at UTA.....83	
Texas-Arlington Classic; Arlington, Texas ^	
1/28.....L.....48.....vs. Angelo State ^.....55	
1/28.....L.....56.....vs. Texas State ^.....58	
1/31.....W.....65.....UTA.....60	
2/5.....W.....65.....East Texas State.....61	
2/8.....L.....54.....at Texas Woman's.....72	
2/15.....L.....50.....at Texas Wesleyan.....62	
2/17.....W.....59.....TCU.....47	
2/21.....L.....30.....at Weatherford JC.....59	
TIAAW North Zone Champ.; Waco, Texas #	
2/24.....W.....51.....vs. Mary Hardin-Baylor #.....48	
2/24.....L.....49.....vs. Texas Wesleyan #.....71	
2/25.....W.....59.....vs. TCU #.....39	
2/25.....W.....56.....vs. SMU #.....54	
2/25.....L.....64.....vs. Texas Woman's #.....75	

1977-78 (16-14)

11/29.....W.....72.....Texas Wesleyan.....44	
12/3.....W, 2ot.....99.....at Baylor.....97	
12/5.....W.....57.....at UTA.....52	
12/8.....W.....74.....SMU.....55	
12/10.....W.....73.....Houston.....62	
Mississippi Invitational; Columbus, Miss. \$	
12/15.....L.....62.....vs. Mississippi State \$.....66 OT	
12/16.....W.....59.....vs. Ohio State \$.....54	
12/16.....L.....69.....vs. Savannah State \$.....77	
12/17.....L.....62.....vs. Mississippi \$.....69	
1/11.....L.....57.....at Texas Tech.....68	
1/13.....L.....76.....Phillips University.....83	
1/21.....W.....71.....UTA.....59	
1/24.....W.....61.....at SMU.....41	
% Texas Classic; Austin, Texas	
1/26.....W.....59.....vs. Houston %.....47	
1/27.....L.....57.....at Texas %.....81	
1/28.....L.....44.....vs. Southeastern Louisiana %.....91	
1/31.....L.....58.....at Texas Wesleyan.....60 OT	
2/2.....W.....72.....at Texas Woman's.....56	
2/6.....W.....76.....Baylor.....68	
2/9.....W.....66.....at TCU.....50	
2/13.....L.....66.....at Houston.....73	
TIAAW North Zone Ch.; Wichita Falls, Texas ^	
2/24.....W.....84.....vs. East Texas State ^.....40	
2/24.....W.....63.....vs. Midwestern State ^.....62	
2/25.....L.....80.....vs. Baylor ^.....84	
TIAAW State Champ.; San Angelo, Texas &	
3/2.....W.....84.....vs. Texas Southern &.....70	
3/3.....L.....53.....vs. Stephen F. Austin &.....69	
3/3.....W.....93.....vs. Sam Houston State &.....66	
3/4.....L.....76.....vs. Baylor &.....91	
SWAW Regional Champ.; Nacogdoches, Texas *	
3/8.....L.....48.....vs. Oral Roberts *.....73	
3/9.....L.....65.....vs. Baylor *.....90	

1978-79 (16-15)

11/11.....W.....80.....Texas Woman's.....75
11/21.....L.....71.....at Texas A&M.....72
11/28.....W.....92.....at UTA.....82
11/30.....W.....67.....Temple JC.....45
12/2.....L.....49.....at Texas.....81

12/4.....W.....80.....Baylor.....56	
Southern Connecticut Invit.; New Haven, Conn. @	
12/8.....L.....62.....vs. Providence @.....63	
12/9.....W.....73.....vs. Fordham @.....70	
12/10.....W.....89.....vs. Rhode Island @.....65	
South Oak Cliff Classic; Dallas, Texas #	
12/15.....L.....62.....vs. Wayland Baptist #.....78	
12/16.....W.....77.....vs. SMU #.....40	
1/16.....W.....65.....Texas Tech.....58	
1/20.....L.....55.....Oral Roberts.....63	
Texas Classic; Austin, Texas \$	
1/25.....W.....67.....vs. Texas A&M \$.....53	
1/26.....L.....48.....at Texas \$.....84	
1/27.....W.....71.....vs. Houston \$.....60	
1/30.....W.....75.....at Baylor.....74	
Mean Green Classic; Denton, Texas %	
2/2.....W.....80.....Oklahoma %.....62	
2/3.....L.....70.....Texas Woman's %.....72	
2/6.....L.....73.....at Houston.....88	
2/8.....L.....68.....UTA.....70	
2/12.....L.....56.....at Oklahoma State.....62	
2/13.....L.....44.....at Oklahoma.....45	
^ TIAAW State Championship; Dallas, Texas	
^2/22.....W.....70.....West Texas State ^.....56	
^2/22.....L.....59.....Houston ^.....71	
^2/23.....W.....78.....UTA.....69	
^2/23.....W.....78.....Texas A&M.....72	
^2/24.....W.....67.....Texas Tech.....63	
3/1.....L.....56.....at Stephen F. Austin.....78	
3/2.....L.....48.....Texas (at S. F. Austin).....69	
& SWIAAW Regional Championship; Tulsa, Okla.	
&3/7.....L.....55.....Oral Roberts.....62	

↳ The Denise Smith Era 33-72 Career

1979-80 (4-20)

11/10.....L.....66.....SMU.....67	
11/12.....L.....46.....UTA.....81	
11/16.....L.....47.....at Houston.....84	
11/19.....L.....53.....at Texas Tech.....111	
11/22.....L.....67.....at Cameron.....75	
11/29.....L.....44.....at Oklahoma.....91	
12/1.....L.....59.....Oklahoma State.....62	
12/3.....L.....66.....Midwestern State.....90	
12/6.....W.....85.....at New Orleans.....64	
12/9.....L.....44.....at Tulane.....84	
12/13.....W.....78.....at SMU.....74	
12/15.....L.....56.....Wayland Baptist.....90	
1/12.....L.....66.....at UTA.....73	
1/14.....L.....45.....Oklahoma.....67	
1/17.....L.....81.....at Abilene Christian.....88	
1/20.....L.....50.....at Texas A&M.....82	
1/22.....L.....60.....Houston.....83	
1/24.....W.....75.....Baylor.....56	
1/28.....L.....83.....Lamar.....93	
2/1.....L.....65.....at Midwestern State.....77	
2/5.....L.....73.....at Baylor.....84	
* Mean Green Classic; Denton, Texas	
*2/8.....W.....59.....Arkansas.....50	
*2/9.....L.....53.....Texas A&M.....75	
2/15.....L.....56.....at Texas Woman's.....70	

1980-81 (9-19)

11/14.....W.....70.....Texas-El Paso.....62	
11/15.....W.....61.....SMU.....57	
11/18.....L.....48.....at Oklahoma State.....60	
11/21.....W.....81.....Abilene Christian.....77	
11/22.....W.....94.....at Lamar.....90	
11/24.....W.....81.....at Sam Houston State.....72	
@ SE Okla. Thanksgiving Classic; Durant, Okla.	
@11/28.....W.....63.....Southeastern Oklahoma.....61	
@11/29.....W.....87.....Oklahoma City.....86	
12/3.....L.....81.....at Oklahoma.....101	

12/6.....L.....65.....Xavier (La.).....68	
12/8.....L.....74.....Cameron.....86	
12/9.....L.....82.....at Baylor.....88	
12/12.....L.....62.....at Texas Southern.....79	
12/13.....L.....57.....at Houston.....96	
1/10.....L.....62.....at Xavier (La.).....90	
1/12.....L.....68.....at Tulane.....84	
1/15.....L.....64.....at SMU.....83	
1/17.....W.....76.....at UTA.....61	
1/19.....L.....66.....Texas Tech.....79	
1/22.....L.....64.....Baylor.....74	
1/24.....L.....73.....Northwestern State.....87	
1/26.....L.....79.....Midwestern State.....81	
1/28.....L.....58.....at Oklahoma City.....72	
2/3.....L.....64.....UTA.....76	
# Mean Green Classic; Denton, Texas	
#2/6.....L.....53.....Oklahoma.....84	
#2/7.....W.....77.....Texas Woman's.....68	
2/10.....L.....68.....at TCU.....75	
\$ TIAAW State Championship; Denton, Texas	
\$2/14.....L.....61.....Texas Woman's.....91	

1981-82 (14-14)

11/14.....W.....62.....SMU.....58	
11/17.....W.....62.....at UTA.....53	
% Utah State Invitational; Logan, Utah	
%11/19.....L.....63.....Colorado State.....78	
%11/21.....W.....80.....Hawaii.....76	
11/24.....L.....55.....Texas A&M.....61	
12/1.....L.....56.....at Baylor.....80	
12/3.....L.....69.....at Oklahoma City.....84	
12/5.....L.....63.....West Texas State.....70	
12/8.....W.....56.....TCU.....48	
12/11.....W.....83.....at Texas Woman's.....54	
12/14.....W.....77.....Southeastern Oklahoma.....65	
12/16.....W, 2ot.....91.....at SMU.....85	
1/9.....L.....72.....at West Texas State.....77	
1/11.....L.....53.....at Wayland Baptist.....81	
1/16.....W.....74.....at Southeastern Oklahoma.....69	
1/18.....W.....96.....UTA.....49	
1/22.....W.....72.....Houston.....63	
1/23.....W.....60.....Lamar.....55	
1/29.....L.....62.....at Texas Southern.....82	
1/30.....W.....70.....at Lamar.....64	
2/2.....L.....74.....at Midwestern State.....76	
^ Mean Green Classic; Denton, Texas	
^2/5.....W.....77.....Texas-San Antonio.....67	
^2/6.....L.....46.....Texas Southern.....57	
2/13.....W.....81.....St. Mary's (Texas).....49	
2/16.....L.....68.....at Texas Tech.....74	
2/19.....W.....56.....at Cameron.....71	
2/22.....L.....84.....Baylor.....95	
& TIAAW State Championship; Plainview, Texas	
&2/25.....L.....76.....West Texas State.....84	

1982-83 (6-19)

11/26.....L.....68.....at Oral Roberts.....82
12/1.....L.....69.....at Texas A&M.....89
12/2.....L.....49.....at Stephen F. Austin.....101
12/7.....W.....75.....at Texas Woman's.....49
12/9.....L.....64.....Oklahoma.....77
12/11.....L.....63.....at SMU.....65
12/13.....W.....70.....Northern Colorado.....67
12/17.....L.....63.....Baylor.....76
1/5.....L.....54.....Purdue.....67
1/7.....L.....68.....at Southwestern.....85
1/8.....L.....60.....at Texas-San Antonio.....78
1/13.....L.....55.....at UTA.....66
1/17.....W.....81.....TCU.....70
1/20.....L.....64.....Tulsa.....65
1/22.....L.....52.....McNeese State.....76
1/24.....L.....51.....Oral Roberts.....70
1/27.....L.....62.....at East Central State.....73
2/2.....W.....63.....at TCU.....58
2/5.....L.....53.....at Northeast Louisiana.....98



RECORDS

↳ All-Time Results

2/8.....L.....70.....East Central State.....73 OT
2/12.....W.....67.....Arkansas State.....61
2/15.....W.....69.....Texas Woman's.....48
2/19.....L.....73.....Lamar.....75
2/23.....L.....75.....at Baylor.....89
2/26.....L.....53.....Stephen F. Austin.....77

↳ The Judy Nelson Era 66-99 Career

1983-84 (2-25; 0-12 Southland Conference)

11/22.....L.....64.....Texas A&M.....78
* Converse Little Apple Classic; Manhattan, Kan.
*11/25.....L.....44.....Kansas State.....99
*11/26.....L.....55.....Wyoming.....56
11/29.....L.....53.....SMU.....76
12/3.....L.....37.....Florida.....85
12/5.....L.....76.....TCU.....78
12/8.....L.....50.....Texas Tech.....78
12/10.....L.....44.....at Oklahoma.....99
1/9.....L.....66.....at Sam Houston State.....89
1/21.....L.....65.....at McNeese State.....98
1/23.....L.....65.....at Lamar.....87
1/28.....L.....58.....Southwestern.....64
1/30.....L.....47.....Arkansas State.....56
2/2.....L.....58.....Southeastern Louisiana.....71
2/4.....L.....39.....at Southwestern Louisiana.....94
2/6.....L.....51.....at Northeast Louisiana.....92
2/11.....L.....51.....UTA.....80
2/14.....W.....64.....at Texas Woman's.....53
2/16.....L.....72.....McNeese State.....88
2/18.....L.....63.....Lamar.....70
2/20.....W.....67.....at TCU.....66
2/25.....L.....69.....at Arkansas State.....92
2/28.....L.....66.....Stephen F. Austin.....72
3/1.....L.....69.....Southwestern Louisiana.....89
3/2.....L.....65.....Mississippi College.....86
3/4.....L.....49.....Northeast Louisiana.....83
3/6.....L.....65.....at UTA.....76

1984-85 (4-22; 1-11 Southland Conference)

11/14.....W.....92.....Oklahoma City.....77
11/16.....L.....60.....at SMU.....77
11/19.....L.....51.....at Texas Tech.....83
@ West Texas Classic; Canyon, Texas
@11/30...L.....52.....West Texas State.....95
@12/1...L.....66.....Abilene Christian.....67
12/4.....L.....51.....at TCU.....78
12/6.....W.....90.....SMU.....71
12/11.....W.....68.....Texas Wesleyan.....59
12/13.....L.....56.....Oklahoma.....94
12/15.....L.....56.....at Texas A&M.....79
1/9.....L.....70.....at Southeastern Louisiana.....84
1/12.....L.....59.....at Texas Wesleyan.....64
1/15.....L.....69.....at Oklahoma City.....87
1/19.....L.....77.....McNeese State.....88
1/21.....L.....58.....Lamar.....59
1/28.....L.....84.....at Arkansas State.....90
2/9.....L.....64.....at UTA.....77
2/14.....L.....79.....at McNeese State.....93
2/16.....L.....51.....at Lamar.....59
2/18.....L.....63.....Northeast Louisiana.....91
2/19.....W.....61.....Southwestern Louisiana.....57
2/20.....L.....57.....Southwest Texas State.....68
2/23.....L.....58.....Arkansas State.....72
2/26.....L.....33.....at Northeast Louisiana.....94
2/28.....L.....47.....at Southwestern Louisiana.....79
3/4.....L.....67.....UTA.....68

1985-86 (20-10; 7-3 Southland Conference)

11/22.....W.....84.....Southwest Texas State.....58
11/25.....L.....64.....at SMU.....67
11/26.....W.....84.....Angelo State.....61
12/4.....W.....75.....Texas Wesleyan.....55

West Texas Classic; Canyon, Texas
#12/6.....L.....75.....West Texas State.....76
#12/7.....W.....68.....Sam Houston State.....58
12/10.....W.....87.....TCU.....71
12/14.....W.....70.....at Abilene Christian.....67
1/3.....W.....79.....at Angelo State.....68
1/6.....W.....68.....at Sam Houston State.....50
1/11.....L.....79.....at McNeese State.....84
1/13.....W.....91.....at Lamar.....70
1/16.....W.....72.....at Texas Wesleyan.....58
1/20.....W.....77.....Arkansas State.....48
1/23.....W.....79.....Baylor.....73
1/25.....W.....61.....Southwestern Louisiana.....59
1/27.....L.....72.....Northeast Louisiana.....80
2/1.....W.....87.....UTA.....73
2/3.....L.....67.....at Southwest Texas State.....73
2/6.....W.....65.....McNeese State.....64
2/8.....W.....79.....Lamar.....76
2/10.....L.....52.....West Texas State.....60
2/14.....W.....84.....at UALR.....55
2/15.....W.....73.....at Arkansas State.....67
2/18.....W.....69.....Sam Houston State.....54
2/20.....L.....73.....at Southwestern Louisiana.....84
2/22.....L.....67.....at Northeast Louisiana.....107
2/27.....L.....76.....at UTA.....82 OT
\$ Southland Conference playoff; Monroe, La.
\$3/8.....W.....71.....McNeese State.....63
% NCAA Tournament; Seattle, Wash.
%3/12...L.....54.....Washington.....69

1986-87 (15-13; 6-6 Southland Conference)

12/2.....W.....59.....at Baylor.....57
12/4.....W.....74.....Cal State Northridge.....58
12/8.....W.....78.....Southwestern.....57
12/9.....W.....65.....at TCU.....62
12/12.....L.....57.....at Texas Wesleyan.....80
12/17.....W.....63.....SMU.....54
1/3.....W.....73.....at Abilene Christian.....56
1/5.....L.....59.....at Sam Houston State.....82
1/6.....L.....68.....at Southwest Texas State.....72
1/10.....L.....62.....McNeese State.....70
1/12.....W.....80.....Lamar.....50
1/14.....L.....69.....at Rice.....75
1/15.....L.....62.....at Texas-San Antonio.....82
1/19.....L.....83.....at Arkansas State.....98
1/20.....W.....72.....at UALR.....69
1/24.....L.....61.....at Southwestern Louisiana.....63
1/26.....L.....69.....at Northeast Louisiana.....78
1/29.....L.....56.....at Stephen F. Austin.....79
1/31.....W.....68.....at UTA.....56
2/5.....L.....58.....at McNeese State.....67
2/7.....W.....79.....at Lamar.....73
2/10.....L.....71.....Southwest Texas State.....77
2/12.....W.....80.....UALR.....65
2/14.....W.....80.....Arkansas State.....75
2/16.....W.....70.....Sam Houston State.....58
2/19.....W.....68.....Southwestern Louisiana.....56
2/21.....L.....76.....Northeast Louisiana.....81
2/26.....W.....81.....UTA.....65

1987-88 (14-14; 7-7 Southland Conference)

12/1.....W.....84.....Texas Wesleyan.....61
12/3.....W.....74.....Baylor.....66
12/5.....L.....75.....Oklahoma.....77
12/8.....W.....70.....TCU.....69
^ Missouri Invitational; Columbia, Mo.
^12/11...L.....67.....Missouri.....97
^12/12...W.....87.....Georgia State.....76
12/16.....L.....61.....at SMU.....62
1/5.....L.....73.....at Lamar.....84
1/7.....L.....70.....at Texas A&M.....83
1/11.....W.....74.....Texas-San Antonio.....59
1/13.....L.....66.....at Oklahoma State.....96
1/16.....W.....70.....UTA.....61
1/21.....L.....73.....at Northwestern State.....85

1/23.....L.....76.....at Northeast Louisiana.....83
1/28.....W.....86.....Southwest Texas State.....79
1/30.....W.....75.....Sam Houston State.....72
2/4.....L.....76.....at McNeese State.....85
2/6.....L.....72.....at Stephen F. Austin.....93
2/11.....W.....70.....McNeese State.....55
2/13.....L.....64.....Stephen F. Austin.....78
2/15.....W.....73.....Texas Woman's.....53
2/18.....W.....55.....at Sam Houston State.....54
2/20.....L.....72.....at Southwest Texas State.....84
2/25.....L.....54.....Northeast Louisiana.....84
2/27.....W.....75.....Northwestern State.....67
2/29.....W.....82.....Oral Roberts.....64
3/3.....W.....83.....at UTA.....70
& Southland Conf. Tourn.; Nacogdoches, Texas
&3/11...L.....66.....Stephen F. Austin.....101

1988-89 (11-15; 4-10 Southland Conference)

11/29.....W.....92.....at TCU.....78
11/30.....W.....60.....Texas A&M.....53
* Mississippi Invitational; Oxford, Miss.
*12/2.....L.....54.....Alcorn State.....64
*12/3.....W.....73.....Jackson State.....62
12/6.....L.....65.....at SMU.....67
12/8.....L.....59.....Oklahoma State.....77
12/10.....W.....76.....Lamar.....66
12/30.....W.....87.....Washington State.....85
1/3.....L.....71.....at Oklahoma.....93
@ Oklahoma State Invitational; Stillwater, Okla.
@1/5.....W.....102.....Oral Roberts.....86
@1/6.....L.....68.....Oklahoma State.....76
1/14.....W.....74.....at UTA.....64
1/19.....L.....70.....at Northwestern State.....80
1/21.....L.....83.....at Northeast Louisiana.....93
1/26.....L.....68.....Southwest Texas State.....77
1/28.....L.....65.....Sam Houston State.....70
1/30.....W.....81.....Texas-San Antonio.....59
2/2.....L.....71.....at McNeese State.....91
2/4.....L.....64.....at Stephen F. Austin.....91
2/9.....W.....87.....McNeese State.....57
2/11.....L.....62.....Stephen F. Austin.....72
2/16.....W.....69.....at Sam Houston State.....67
2/18.....L.....67.....at Southwest Texas State.....70
2/23.....L.....61.....Northeast Louisiana.....76
2/25.....L.....79.....Northwestern State.....97
3/2.....W.....80.....UTA.....67

↳ The Tina Slinker Era 218-249 Career

1989-90 (16-11; 7-7 Southland Conference)

Nevada Invitational; Reno, Nev.
#11/24...W.....57.....San Francisco.....47
#11/25...W.....76.....Central Connecticut.....66
#11/26...W.....77.....Fresno State.....62
11/30.....W.....91.....Oklahoma.....85
12/2.....L.....56.....TCU.....65
12/5.....W.....72.....at SMU.....60
12/7.....L.....53.....at Texas Tech.....89
12/9.....W.....75.....Oklahoma State.....65
12/30...W.....74.....at Baylor.....62
1/2.....W.....66.....Rice.....59
1/3.....W.....70.....Alcorn State.....46
1/8.....L.....56.....Louisiana Tech.....92
1/11.....W.....70.....at Southwest Texas State.....59
1/13.....W.....87.....Sam Houston State.....56
1/18.....L.....65.....at Northeast Louisiana.....69
1/20.....L.....89.....at Northwestern State.....93 OT
1/25.....L.....55.....Stephen F. Austin.....84
1/27.....W.....66.....McNeese State.....60
2/3.....W.....61.....at UTA.....52
2/8.....W.....56.....Southwest Texas State.....50
2/10.....L.....51.....at Stephen F. Austin.....93
2/15.....L.....54.....Northeast Louisiana.....63
2/17.....L.....78.....Northwestern State.....81



2/22..... W.....75.....at Sam Houston State.....74
2/24..... W.....78.....at McNeese State.....70
3/1..... L.....67.....UTA.....76
3/3..... L.....81.....at Texas-San Antonio.....82

1990-91 (6-20; 4-10 Southland Conference)

\$ Oklahoma State Invitational; Stillwater, Okla.

\$11/23..... L.....70.....TCU.....78
\$11/24..... L.....51.....Oklahoma State.....77
11/29..... L.....64.....at Houston.....74
12/1..... L.....62.....SMU.....64
12/5..... W.....67.....Baylor.....58

% Montana Invitational; Missoula, Mont.

%12/7..... L.....42.....Montana.....75
%12/8..... L.....66.....LaSalle.....71
12/17..... L.....55.....at Lamar.....84
1/2..... L.....69.....at Oklahoma.....78
1/3..... W.....61.....at TCU.....60
1/8..... L.....75.....UT-San Antonio.....84
1/10..... L.....57.....at Southwest Texas State.....64
1/12..... L.....61.....at Stephen F. Austin.....79
1/17..... L.....69.....Northeast Louisiana.....81
1/19..... L.....62.....Northwestern State.....74
1/23..... L.....72.....at Sam Houston State.....77
1/25..... W.....88.....at McNeese State.....67
2/2..... L.....56.....UTA.....65
2/7..... W.....73.....Southwest Texas State.....56
2/9..... W.....50.....Sam Houston State.....45
2/14..... L.....75.....at Northeast Louisiana.....91
2/16..... L.....64.....at Northwestern State.....75
2/21..... L.....56.....Stephen F. Austin.....89
2/23..... W.....67.....McNeese State.....63
2/25..... L.....66.....at Alcorn State.....92
3/4..... L.....66.....at UTA.....78

1991-92 (8-18; 5-13 Southland Conference)

11/23..... L.....53.....Houston.....72
11/29..... L.....65.....at Northern Arizona.....75
11/30..... L.....55.....at Arizona State.....91
12/3..... W.....71.....SMU.....67

^ Lady Techster Classic; Ruston, La.

^12/6..... L.....53.....Louisiana Tech.....81
^12/7..... W.....79.....McNeese State.....71
1/2..... L.....61.....Southwest Texas State.....62
1/4..... W.....75.....Texas-San Antonio.....67
1/9..... L.....47.....at Stephen F. Austin.....87
1/11..... W.....72.....at Sam Houston State.....58
1/13..... L.....59.....at SMU.....77
1/18..... L.....70.....UTA.....89
1/23..... W.....74.....McNeese State.....71
1/25..... W.....68.....Nicholls State.....58
1/30..... L.....93.....at Northwestern State.....96 OT
2/1..... L.....63.....at Northeast Louisiana.....65
2/6..... L.....57.....Sam Houston State.....64
2/8..... L.....72.....Stephen F. Austin.....84
2/11..... W.....74.....TCU.....63
2/15..... L.....65.....at UTA.....77
2/20..... L.....57.....at Nicholls State.....72
2/22..... W.....80.....at McNeese State.....72
2/27..... L.....70.....Northeast Louisiana.....74
2/29..... L.....72.....Northwestern State.....96
3/2..... L.....62.....at Texas-San Antonio.....65
3/5..... L.....57.....at Southwest Texas State.....64

1992-93 (9-17; 6-12 Southland Conference)

12/1..... L.....68.....at TCU.....86
& Arkansas Invitational; Fayetteville, Ark.
&12/4..... L.....58.....Arkansas.....102
&12/5..... L.....80.....West Virginia.....86
12/8..... L.....57.....at SMU.....96
* Middle Tenn. St. Invit.; Murfreesboro, Tenn.
*12/11..... L.....53.....Louisville.....79
*12/12..... W.....107.....Troy State.....77
12/19..... W.....69.....Northern Arizona.....48
12/21..... W.....66.....TCU.....61

12/31..... L.....87.....Northwestern State.....94 OT
1/2..... L.....67.....Northeast Louisiana.....69 OT
1/9..... L.....59.....at UTA.....62
1/14..... W.....72.....at Nicholls State.....69
1/16..... L.....81.....at McNeese State.....84
1/21..... L.....59.....Stephen F. Austin.....83
1/23..... L.....52.....Sam Houston State.....54
1/28..... L.....60.....at Southwest Texas State.....77
1/30..... L.....64.....at Texas-San Antonio.....65
2/6..... W.....59.....UTA.....46
2/11..... W.....89.....McNeese State.....80
2/13..... W.....85.....Nicholls State.....56
2/18..... W.....74.....at Sam Houston State.....53
2/20..... L.....64.....at Stephen F. Austin.....82
2/25..... W.....66.....Texas-San Antonio.....63
2/27..... L.....54.....Southwest Texas State.....75
3/1..... L.....79.....at Northeast Louisiana.....81
3/3..... L.....60.....at Northwestern State.....102

1993-94 (10-17; 7-11 Southland Conference)

11/27..... L.....61.....SMU.....82
12/1..... L.....59.....at Oklahoma State.....84

@ UCI/Marriott Classic; Irvine, Calif.

@12/3..... L.....70.....Cal State Sacramento.....80
@12/4..... W.....85.....Michigan.....72
12/8..... L.....73.....at Oklahoma.....90
12/11..... L.....57.....at Texas-El Paso.....71
12/18..... W.....99.....at New Mexico.....56
12/21..... W.....71.....TCU.....68
1/3..... L.....57.....Stephen F. Austin.....67
1/6..... L.....65.....at McNeese State.....66
1/8..... W.....97.....at Nicholls State.....53
1/15..... L.....65.....at UTA.....68
1/20..... L.....61.....Northeast Louisiana.....76
1/22..... L.....65.....Northwestern State.....79
1/27..... L.....63.....at Southwest Texas State.....85
1/29..... W.....74.....at Texas-San Antonio.....65
2/3..... W.....105.....Nicholls State.....82
2/5..... W.....58.....McNeese State.....53
2/7..... W.....90.....at Sam Houston State.....87
2/12..... L.....59.....UTA.....71
2/17..... L.....86.....at Northwestern State.....98
2/19..... L.....75.....at Northeast Louisiana.....82
2/24..... W.....66.....Texas-San Antonio.....53
2/26..... L.....63.....Southwest Texas State.....74
2/28..... L.....61.....at Stephen F. Austin.....86
3/2..... W.....80.....Sam Houston State.....72

Southland Conf. Tourn.; Nacogdoches, Texas

#3/10..... L.....62.....Northeast Louisiana.....78
--

1994-95 (10-17; 10-8 Southland Conference)

11/26..... L.....74.....Oklahoma.....84
11/30..... L.....72.....at Baylor.....77
12/3..... L.....58.....at Texas.....94
12/7..... L.....80.....at SMU.....93

\$ South Florida Invitational; Tampa, Fla.

\$12/17..... L.....76.....Harvard.....78
\$12/18..... L.....61.....South Florida.....68
12/21..... L.....80.....UC Irvine.....84
12/30..... W.....57.....at Southwest Texas State.....55
1/5..... W.....65.....Northeast Louisiana.....62
1/7..... L.....70.....Northwestern State.....81
1/9..... L.....60.....Texas-El Paso.....65
1/14..... L.....64.....at UTA.....71
1/17..... W.....92.....at Texas-San Antonio.....79
1/21..... L.....74.....at McNeese State.....80
1/23..... W.....84.....at Nicholls State.....58
1/26..... L.....79.....Stephen F. Austin.....81
1/28..... W.....80.....Sam Houston State.....83
2/2..... L.....70.....at Northwestern State.....79
2/4..... W.....92.....at Northeast Louisiana.....70
2/6..... L.....70.....Southwest Texas State.....71
2/11..... W.....67.....UTA.....66
2/16..... L.....57.....McNeese State.....60
2/18..... W.....86.....Nicholls State.....55

2/23..... W.....75.....at Sam Houston State.....71
2/25..... L.....60.....at Stephen F. Austin.....88
3/4..... W.....76.....Texas-San Antonio.....58

% Southland Conference Tourn.; Lake Charles, La.

%3/6..... L.....67.....McNeese State.....72

1995-96 (11-16; 9-9 Southland Conference)

11/24..... W.....63.....New Mexico.....59
12/1..... L.....60.....at Oklahoma.....102
12/3..... L.....77.....New Mexico State.....91
12/6..... L.....59.....at Texas Tech.....93
12/17..... L.....77.....at American.....89
12/19..... L.....71.....at Virginia Commonwealth.....73
1/4..... W.....76.....Baylor.....74
1/6..... W.....53.....UTA.....52
1/11..... L.....73.....Sam Houston State.....78
1/13..... L.....69.....Stephen F. Austin.....98
1/18..... W.....99.....at Nicholls State.....84
1/20..... W.....67.....at McNeese State.....64
1/22..... W.....84.....at Texas-San Antonio.....77
1/25..... L.....80.....Northwestern State.....96
1/27..... L.....66.....Northeast Louisiana.....70
1/29..... L.....66.....SMU.....69
2/3..... L.....43.....UTA.....54
2/8..... L.....63.....at Stephen F. Austin.....109
2/10..... L.....77.....at Sam Houston State.....85
2/15..... W.....77.....McNeese State.....64
2/17..... W.....64.....Nicholls State.....63
2/19..... L.....61.....at Southwest Texas State.....82
2/22..... W.....79.....at Northeast Louisiana.....68
2/24..... L.....61.....at Northwestern State.....92
2/29..... W.....54.....Southwest Texas State.....50
3/2..... W.....87.....Texas-San Antonio.....67

^ Southland Conference Tourn.; Shreveport, La.

^3/6..... L.....73.....Sam Houston.....97

1996-97 (5-21; 2-12 Big West Conference)

& Dr. Pepper Lady Bear Invitational; Waco, Texas

&11/22..... L.....57.....Baylor.....69
&11/23..... L.....40.....San Diego State.....64
11/26..... L.....57.....TCU.....70
12/1..... L.....39.....Texas Tech.....82

* SW Texas St. Classic; San Marcos, Texas

*12/6..... L.....58.....Florida.....93
*12/7..... W.....75.....Northern Illinois.....70
12/10..... L.....65.....Oklahoma.....67
12/15..... L.....58.....at Tulsa.....62
12/20..... L.....43.....Virginia Commonwealth.....54
12/28..... L.....50.....at SMU.....88
1/2..... W.....86.....at Texas Southern.....68
1/4..... W.....56.....St. Mary's (Texas).....53
1/10..... L.....64.....UC Santa Barbara.....92
1/12..... L.....58.....New Mexico State.....62
1/19..... L.....60.....Nevada.....64
1/23..... L.....58.....at Boise State.....73
1/25..... L.....46.....at Idaho.....84
1/31..... L.....77.....at Pacific.....83 OT
2/2..... L.....75.....at Long Beach State.....88
2/7..... L.....47.....UC Irvine.....74
2/9..... L.....61.....Cal State Fullerton.....82
2/14..... W.....63.....at Cal Poly.....54
2/16..... L.....51.....at New Mexico State.....67
2/21..... L.....48.....at Nevada.....63
2/27..... L.....57.....Idaho.....69
3/1..... W.....58.....Boise State.....56 OT

1997-98 (10-17; 4-10 Big West Conference)

11/16..... W.....87.....Texas Wesleyan.....56
11/19..... L.....67.....at Texas.....88
11/21..... W.....116.....Texas Southern.....39
11/25..... L.....70.....at TCU.....73
11/30..... L.....51.....at Vanderbilt.....91
@ SW Texas St. Classic; San Marcos, Texas
@12/5..... W.....77.....Alcorn State.....69



RECORDS

All-Time Results

@12/6.....W.....70.....Western Michigan.....67
12/13.....W.....64.....at Austin College.....51
12/16.....L.....63.....SMU.....78
Bertha Teague Classic; Stillwater, Okla.
#12/29.....L.....49.....Sam Houston State.....71
#12/30.....W.....81.....Oral Roberts.....72
1/6.....L.....53.....Tulsa.....67
1/9.....L.....60.....at UC Irvine.....69
1/11.....L.....60.....at Cal State Fullerton.....69
1/16.....W.....60.....Pacific.....55
1/18.....L.....69.....Long Beach State.....81
1/22.....L.....53.....at New Mexico State.....63
1/24.....L.....58.....Cal Poly.....63
1/30.....W.....66.....at Nevada.....51
2/1.....L.....55.....at Boise State.....72
2/6.....L.....69.....Idaho.....78
2/8.....W.....73.....Boise State.....63
2/13.....L.....56.....at Idaho.....89
2/15.....W.....46.....New Mexico State.....45
2/22.....L.....47.....at UC Santa Barbara.....85
2/26.....L.....63.....Nevada.....77
\$ Big West Conference Tournament; Reno, Nev.
\$3/4.....L.....64.....UC Santa Barbara.....92

1998-99 (20-8; 11-3 Big West Conference)

11/15.....W.....77.....at Texas A&M.....72
CenturyTel/SWT Classic; San Marcos, Texas!
11/20.....W.....76.....Texas Southern!.....41
11/21.....W.....86.....Southwest Texas State!.....61
UNO Hoops Classic; New Orleans, La. ^
11/27.....W.....82.....Sam Houston State^.....74
11/28.....L.....57.....New Orleans^.....62
Lobo Classic; Albuquerque, N.M. &
12/4.....L.....53.....New Mexico&.....66
12/5.....W.....85.....Troy State&.....61
12/10.....W.....86.....Texas-Pan American.....61
12/13.....W.....50.....Austin College.....47
12/20.....L.....67.....at Nebraska.....85
12/22.....L.....64.....at SMU.....71
12/30.....W.....65.....Houston.....64
1/7.....W.....68.....Long Beach State.....58
1/10.....W.....82.....Pacific.....77 OT
1/15.....L.....67.....at Cal Poly.....75
1/17.....L.....53.....at UC Santa Barbara.....92
1/21.....W.....81.....Idaho.....78
1/24.....W.....81.....Boise State.....67
1/28.....W.....66.....at New Mexico State.....62
1/30.....W.....60.....at Nevada.....56
2/5.....W.....70.....UC Irvine.....67
2/12.....W.....92.....Cal State Fullerton.....57
2/19.....W.....56.....at Boise State.....50
2/21.....L.....56.....at Idaho.....64
2/25.....W.....83.....Nevada.....72
2/27.....W.....81.....New Mexico State.....52
* Big West Conference Tournament; Reno, Nev.
*3/3.....W.....71.....UC Irvine.....68
*3/5.....L.....68.....Long Beach State.....88

1999-2000 (17-11; 8-6 Big West Conference)

11/19.....W.....62.....at Texas A&M-Corpus Christi.61
11/21.....W.....78.....at Texas-Pan American.....65
11/24.....W.....72.....Baylor.....60
11/28.....W.....92.....Air Force.....53
Hilton Houston Hobby Classic!
12/4.....W.....71.....Houston!.....65
12/5.....W.....73.....Alcorn State!.....62
12/11.....L.....68.....Purdue.....79
12/17.....L.....69.....at Arkansas.....102
12/21.....W.....90.....SMU.....77
12/31.....W.....90.....Columbia.....60
1/2.....W.....59.....South Alabama.....50
1/5.....L.....63.....at Oklahoma.....86
1/8.....L.....58.....at SMU.....73
1/14.....L.....48.....at Pacific.....61
1/16.....L.....66.....at Long Beach State.....70

1/20.....L.....62.....UC Santa Barbara.....78
1/23.....W.....67.....Cal Poly.....64
1/27.....L.....60.....at Boise State.....80
1/29.....L.....68.....at Idaho.....86
2/3.....W.....81.....Nevada.....46
2/6.....W.....63.....New Mexico State.....52
2/13.....W.....61.....at UC Irvine.....59
2/20.....W.....91.....Cal State Fullerton.....58
2/24.....W.....67.....Idaho.....40
2/27.....W.....70.....Boise State.....56
3/2.....W.....62.....at New Mexico State.....51
3/4.....L.....57.....at Nevada.....76
%Big West Conference Tournament
%3/8.....L.....56.....Pacific.....74

2000-2001 (19-11; 10-6 Sun Belt Conference)

^Central Florida Tournament
^11/17.....W.....56.....vs Maryland-Baltimore County...46
^11/18.....W.....81.....vs Central Florida.....66
11/22.....W.....94.....Yale.....50
11/29.....W.....63.....at TCU.....59
&Air Force Tournament
&12/1.....W.....67.....vs Alabama-Birmingham.....54
&12/2.....W.....66.....vs Air Force.....43
12/8.....W.....98.....Missouri-Kansas City.....55
12/16.....W.....62.....TAM-Corpus Christi.....50
12/18.....L.....61.....at Oklahoma.....75
12/20.....L.....61.....at SMU.....72
12/28.....W.....77.....New Mexico State.....59
12/30.....L.....57.....at LSU.....82
1/4.....L.....71.....at New Orleans.....78
1/6.....W.....85.....Middle Tennessee.....70
1/11.....L.....63.....Louisiana Tech.....75
1/13.....L.....58.....at Denver.....65
1/18.....L.....69.....at Florida International.....86
1/20.....W.....92.....UL Lafayette.....49
1/25.....L.....58.....at New Mexico State.....60
2/1.....W.....68.....at UALR.....61
2/3.....W.....74.....Western Kentucky.....67
2/8.....W.....64.....at South Alabama.....55
2/10.....L.....44.....Denver.....54
2/15.....W.....60.....New Orleans.....52
2/17.....W.....83.....at Arkansas State.....67
2/22.....W.....78.....at UL Lafayette.....72
2/24.....W.....62.....South Alabama.....49
%Sun Belt Conference Tournament
%3/3.....W.....72.....vs. Middle Tennessee.....54
%3/5.....L.....57.....vs. Louisiana Tech.....74
#Women's National Invitation Tournament
#3/16.....L.....67.....at Oklahoma State.....79
^Central Florida Tournament
&- Air Force Tournament

2001-2002 (21-9; 12-3 Sun Belt Conference)

Nevada Tournament!
11/16.....L.....78.....Baylor!.....86
11/17.....W.....75.....Memphis!.....70
11/21.....W.....72.....SMU.....53
UTSA Classic, San Antonio, Texas&
11/23.....W.....64.....UT-San Antonio&.....57
11/24.....L.....68.....Oklahoma&.....83
11/27.....W.....85.....UT-Arlington.....58
12/2.....L.....53.....at Texas Tech.....63
12/6.....W.....68.....at IPFW.....66
12/8.....L.....50.....at Purdue.....82
12/17.....W.....78.....Central Florida.....55
12/28.....W.....70.....at Louisiana-Lafayette *.....64
12/30.....L.....72.....at New Mexico St. *.....81
1/3.....W.....84.....UALR *.....56
1/5.....W.....82.....Arkansas State *.....66
1/9.....L.....65.....at Florida International *.....70
1/17.....W.....77.....Denver *.....68
1/19.....W.....74.....at Middle Tennessee *.....72
1/24.....W.....88.....Louisiana-Lafayette *.....34
1/26.....W.....83.....New Mexico State *.....62

2/2.....W.....81.....at Denver *.....74
2/7.....W.....81.....at New Orleans *.....75
2/9.....L.....58.....at South Alabama *.....66
2/14.....W.....88.....Texas A&M-Corpus Christi.....62
2/16.....W.....75.....Western Kentucky *.....72
2/21.....W.....92.....New Orleans *.....49
2/23.....W.....62.....South Alabama *.....46
%Sun Belt Conference Tournament, New Orleans
%3/2.....W.....75.....New Orleans.....49
%3/4.....W.....84.....Western Kentucky.....52
%3/5.....L.....49.....Florida International.....66
#Women's National Invitation Tournament
#3/14.....L.....61.....at Washington.....82

2002-2003 (12-16; 6-9 Sun Belt Conference)

11/22.....W.....82.....UTSA.....66
SW Texas Century Tel Classic!
11/29.....W.....82.....Alcorn State!.....54
11/30.....W.....65.....UMK!.....41
12/3.....L.....46.....at Texas A&M-Corpus Christi.....57
Fiesta Bowl Classic^
12/7.....L.....68.....Illinois^.....92
12/8.....W.....82.....UC Riverside^.....66
12/11.....L.....43.....Indiana.....51
12/16.....L.....64.....at SMU.....68
12/30.....L.....49.....at Baylor.....83
1/2.....L.....43.....LSU.....74
1/4.....W.....64.....Florida International.....47
1/7.....W.....66.....Weber State.....65
1/11.....L.....42.....Denver.....55
1/16.....W.....71.....at UALR.....46
1/18.....L.....72.....at Arkansas State.....92
1/23.....L.....72.....New Orleans.....74 OT
1/25.....W.....74.....South Alabama.....67 OT
1/30.....L.....57.....at Louisiana-Lafayette.....58
2/1.....L.....62.....at New Mexico State.....78
2/6.....L.....56.....Middle Tennessee.....70
2/8.....L.....85.....at Western Kentucky.....89 OT
2/13.....W.....90.....at Denver.....82
2/20.....L.....63.....at New Orleans.....64
2/22.....W.....60.....at South Alabama.....57
2/27.....L.....59.....Louisiana-Lafayette.....65
3/1.....W.....87.....New Mexico State.....67
#Sun Belt Conference Tournament, Bowling Green, Kentucky
#3/6.....W.....70.....UALR.....59
#3/8.....L.....53.....Western Kentucky.....65

2003-2004 (11-17; 7-8 Sun Belt Conference)

^Indiana Classic
^11/22.....W.....86.....vs. Indiana State.....73
^11/23.....L.....60.....at Indiana.....79
11/25.....W.....63.....Sam Houston State.....55
Time Warner Classic!
11/29.....W.....81.....vs. Canisius!.....79
11/30.....L.....57.....at Binghamton!.....59
12/6.....L.....62.....at Texas A&M.....72
12/14.....L.....50.....at Texas.....91
12/16.....L.....60.....at Weber State.....65
12/19.....L.....62.....Houston.....74
12/21.....L.....66.....SMU.....70
12/31.....L.....53.....at No. 19 TCU.....91
1/2.....W.....59.....Texas A&M Corpus Christi.....43
1/10.....L.....72.....at New Mexico State.....83
1/15.....W.....70.....at Denver.....68
1/19.....W.....55.....at Florida International.....53
1/22.....W.....63.....UALR.....55
1/24.....L.....47.....Arkansas State.....60
1/29.....L.....78.....at New Orleans.....80
1/31.....W.....53.....at South Alabama.....51
2/5.....L.....50.....at Louisiana-Lafayette.....53
2/7.....W.....54.....New Mexico State.....52
2/12.....L.....55.....at Middle Tennessee.....64
2/14.....L.....60.....Western Kentucky.....65
2/19.....L.....58.....Denver.....67
2/21.....W.....74.....Louisiana-Lafayette.....70



2/26..... W.....67.....New Orleans.....56
2/28..... L.....50.....South Alabama.....61
#Sun Belt Conference Tournament, Bowling Green, Kentucky
#3/7..... L.....66.....vs. Middle Tennessee.....81

2004-2005 (14-14; 9-6 Sun Belt Conference)

11/19..... W.....62.....Binghamton.....44
11/21..... L.....65.....at Houston.....88
11/27..... W.....71.....at Sam Houston State.....59
11/30..... L.....51.....at No. 1 LSU.....77
12/5..... L.....46.....at SMU.....60
12/8..... W.....72.....Hampton.....41
12/11..... W.....58.....Louisiana-Monroe.....49
12/16..... L.....54.....No. 4 Texas.....79
12/20..... W.....57.....at UT-Pan American.....50
12/22..... L.....58.....at Texas A&M Corpus Christi.....70
12/30..... L.....55.....UTA.....59
1/2..... L.....60.....at Texas A&M.....75
1/8..... W.....63.....New Mexico State.....55
1/13..... W.....69.....Denver.....58
1/15..... W.....53.....Florida International.....48
1/20..... L.....56.....at Arkansas State.....75
1/22..... L.....44.....at UALR.....57
1/27..... W.....63.....South Alabama.....57
1/29..... W.....64.....New Orleans.....56
2/2..... W.....46.....at New Mexico State.....43
2/5..... L.....66.....at Louisiana-Lafayette.....73
2/9..... L.....40.....at Western Kentucky.....91
2/12..... L.....49.....Middle Tennessee.....64
2/17..... W.....61.....Louisiana-Lafayette.....51
2/20..... L.....74.....at Denver.....56
2/24..... W.....59.....at South Alabama.....56
2/26..... W.....61.....at New Orleans.....42
Sun Belt Conference Tournament, Denton, Texas #
3/6..... L, ot.....58.....Middle Tennessee #.....59

2005-2006 (19-9; 9-6 Sun Belt Conference)

11/18..... W.....71.....Stephen F. Austin.....65
11/22..... W.....84.....Southern Arkansas.....64
Wildcat Classic!
11/26..... L.....46.....vs. Boston College!.....62
11/27..... W.....63.....vs. Cornell!.....52
11/30..... W.....68.....at Louisiana-Monroe.....62
12/3..... W.....84.....SMU.....69
12/8..... W.....73.....UT-Pan American.....55
12/11..... W.....60.....UTEP.....58
12/18..... L.....49.....at No. 19 Texas.....69
12/20..... W.....90.....UC-Irvine.....49
12/22..... W.....84.....at Prairie View A&M.....52
12/31..... W.....72.....Northwestern State.....59
1/5..... W.....62.....at New Orleans.....33
1/7..... W.....70.....at Louisiana-Lafayette.....47
1/12..... L.....54.....Denver.....56
1/16..... L.....65.....Florida International.....68
1/19..... W.....60.....at UALR.....43
1/21..... L.....47.....at Arkansas State.....75
1/26..... W.....71.....Troy.....46
1/28..... W.....66.....South Alabama.....57
2/2..... L.....59.....Louisiana-Lafayette.....67
2/4..... W.....71.....New Orleans.....48
2/8..... W.....69.....Middle Tennessee.....64
2/11..... L.....70.....at Western Kentucky.....84
2/18..... L.....69.....at Denver.....74
2/23..... W.....73.....at Troy.....66
2/25..... W.....60.....at South Alabama.....39
#Sun Belt Conference Tournament, Murfreesboro, Tennessee
#3/4..... L.....62.....vs. Arkansas State.....78

2006-2007 (9-20; 6-12 Sun Belt Conference)

\$11/10..... L.....47.....at No. 18 Baylor.....84
11/17..... L.....64.....at Hampton.....65
11/19..... L.....58.....at William and Mary.....64
11/25..... W.....92.....Loyola-Chicago.....54
11/28..... W.....77.....Prairie View A&M.....74
12/2..... L.....43.....at UTEP.....77

12/7..... L.....68.....at Stephen F. Austin.....75
12/9..... L.....53.....at SMU.....70
12/16..... W.....68.....at New Orleans.....52
12/18..... L.....52.....at No. 18 Texas A&M.....70
12/21..... W.....77.....at Northwestern State.....66
1/4..... L.....49.....at UALR.....87
1/6..... L.....51.....at Arkansas State.....57
1/9..... L.....48.....Denver.....51
1/11..... L.....76.....Louisiana-Lafayette.....85
1/18..... L.....55.....at Florida International.....67
1/20..... W.....80.....Florida Atlantic.....72
1/24..... L.....56.....No. 19 Middle Tennessee.....70
1/28..... L.....57.....at South Alabama.....72
1/31..... W.....68.....Troy.....53
2/3..... L.....68.....at Western Kentucky.....82
2/7..... L.....65.....New Orleans.....69
2/10..... W.....71.....at Louisiana-Monroe.....67 OT
2/15..... L.....63.....at Denver.....72
2/17..... L.....63.....UALR.....69
2/19..... W.....73.....Western Kentucky.....65
2/22..... W.....82.....Arkansas State.....66
2/25..... L.....59.....at Louisiana-Lafayette.....75
#Sun Belt Conference Tournament First Round, Mobile, AL
2/28..... L.....44.....at South Alabama.....52

2007-2008 (14-18; 8-10 Sun Belt Conference)

\$Adidas Winthrop Classic
\$11/9..... L.....56.....at Winthrop.....77
\$11/10..... L.....65.....vs. Rice.....69
\$11/11..... W.....56.....vs. Navy.....45
11/15..... W.....68.....at Sam Houston State.....52
11/18..... W.....83.....Texas A&M-Corpus Christi.....47
11/21..... W.....89.....UA-Monticello.....72
11/23..... W.....70.....Midwestern State.....60
11/27..... L.....42.....at No. 9 Oklahoma.....79
12/1..... L.....62.....SMU.....68
12/4..... L.....70.....Marshall.....82
12/8..... L.....61.....at Valparaiso.....73
12/19..... L.....55.....No. 20 Oklahoma State.....77
12/22..... W.....72.....at Denver.....56
1/3..... L.....62.....at Troy.....73
1/7..... L.....59.....ULM *.....65
1/9..... L.....55.....at Arkansas State *.....69
1/12..... W.....77.....Louisiana-Lafayette *.....58
1/17..... W.....62.....New Orleans *.....53
1/19..... W.....74.....at Florida Atlantic *.....66
1/26..... L.....50.....at Middle Tennessee *.....89
1/31..... W.....87.....South Alabama *.....53
2/2..... L.....70.....FIU *.....77
2/6..... W.....67.....Western Kentucky *.....64
2/9..... L.....65.....at UALR *.....70
2/14..... W.....55.....Denver *.....42
2/16..... W.....75.....Troy *.....50
2/20..... L.....73.....at ULM *.....83
2/23..... L.....70.....Arkansas State *.....80
2/27..... L.....63.....at Louisiana-Lafayette *.....68
3/1..... L.....52.....at New Orleans *.....54
Sun Belt Conference Tournament First Round, Denton, Texas
3/5..... W.....75.....New Orleans.....62
Sun Belt Conference Tournament, Mobile, Alabama
3/8..... L.....53.....vs. Western Kentucky #.....61

↳ The Shanice Stephens Era 25-67 Career

2008-2009 (11-20; 6-12 Sun Belt Conference)

11/18..... L.....69.....at Marshall.....78
11/22..... W.....80.....at UMKC.....74
11/24..... W.....61.....at Texas A&M-Corpus Christi.....53
UTSA Thanksgiving Classic, San Antonio, Texas!
11/28..... W.....65.....at UTSA!.....61
11/29..... L.....95.....vs. Charleston Southern 1.....97
12/2..... L.....66.....Houston.....80
12/6..... W.....71.....Valparaiso.....67
12/9..... L.....63.....at New Mexico.....66

12/14..... L.....57.....at SMU.....74
12/18..... W.....57.....at Louisiana-Lafayette *.....56
12/20..... L.....70.....New Orleans *.....84
12/28..... L.....54.....at No. 21 Oklahoma State.....80
12/31..... L.....52.....Middle Tennessee *.....72
1/3..... L.....72.....at Sam Houston State.....79
1/7..... L.....61.....at UALR *.....70
1/10..... L.....63.....Arkansas State *.....73
1/14..... W.....76.....Denver *.....69
1/17..... L.....69.....Florida Atlantic *.....70
1/21..... W.....58.....at FIU *.....43
1/28..... L, ot.....78.....Troy *.....80
1/31..... L.....66.....at Western Kentucky *.....80
2/4..... L.....74.....at South Alabama *.....77
2/7..... W.....75.....Louisiana-Lafayette *.....63
2/11..... W.....62.....at New Orleans *.....52
2/15..... L.....58.....at Middle Tennessee *.....113
2/18..... W.....78.....ULM *.....70
2/21..... L.....52.....UALR *.....57OT
2/25..... L.....67.....at Arkansas State *.....76
3/1..... L.....48.....at Denver *.....61
Sun Belt Conference Tournament First Round, Jonesboro, Ark.
3/4..... W.....80.....at Arkansas State.....74
Sun Belt Conference Tournament, Hot Springs, Ark. #
3/7..... L.....63.....vs. Denver #.....67

2009-2010 (9-22; 5-13 Sun Belt Conference)

11/14..... L.....51.....at Stephen F. Austin.....81
11/17..... L.....82.....George Washington.....84
11/20..... L.....52.....at No. 10 Texas.....96
11/22..... W.....79.....UMKC.....65
11/25..... W.....83.....UTPA.....73
UAB Thanksgiving Classic, Birmingham, Ala. \$
11/27..... L.....53.....vs. Samford!.....67
11/28..... W.....76.....at UAB!.....63
12/2..... L.....58.....SMU.....80
12/5..... L.....65.....at Houston.....104
12/8..... L.....49.....at No. 5 Texas A&M.....108
12/15..... W.....69.....ULM *.....49
12/20..... L.....55.....FIU *.....64
12/28..... L.....44.....at Missouri.....71
12/31..... L.....39.....at UALR *.....78
1/2..... L.....65.....at Arkansas State *.....77
1/6..... L.....78.....at Louisiana-Lafayette *.....80
1/9..... W.....94.....New Orleans *.....84
1/13..... L.....79.....at Troy *.....86
1/16..... L.....76.....Arkansas State *.....77
1/20..... W.....78.....South Alabama *.....66
1/27..... L.....53.....at Western Kentucky *.....101
1/30..... L.....51.....at Middle Tennessee *.....119
2/3..... L.....76.....Florida Atlantic *.....94
2/6..... L.....55.....at FIU *.....72
2/10..... W.....70.....at New Orleans *.....64
2/13..... L.....58.....Denver *.....65
2/21..... L.....62.....UALR *.....78
2/24..... W.....90.....Louisiana-Lafayette *.....67
2/27..... L.....58.....at ULM *.....63
Sun Belt Conference Tournament, Hot Springs, Ark. #
3/6..... W.....61.....vs. FIU #.....51
3/7..... L.....66.....vs. Middle Tennessee #.....106
\$- UAB Thanksgiving Classic

2010-2011 (5-25; 2-14 Sun Belt Conference)

11/12..... W.....78.....Stephen F. Austin.....75
11/14..... L.....87.....at Oral Roberts.....120
11/21..... L.....53.....at George Washington.....62
11/23..... L.....76.....at Sam Houston State.....90
UTSA Thanksgiving Classic, San Antonio, Texas!
11/26..... L.....55.....vs. Davidson!.....70
11/27..... L.....75.....vs. Tulsa!.....83
11/30..... L.....67.....at Drake.....82
12/4..... L.....60.....at Mississippi State.....86
12/7..... L.....72.....at SMU.....65
12/8..... W.....75.....Sam Houston State.....69
12/10..... L.....74.....at Texas-Pan American.....77



RECORDS

↳ All-Time Results

12/13..... W..... 61 Nicholls State.....56
12/21..... L..... 73at Arizona.....88
12/30..... L..... 54UALR *.....59
1/1..... L..... 54Louisiana-Lafayette *.....65
1/5..... L..... 63at Middle Tennessee *.....83
1/8..... L..... 64at Western Kentucky *.....69
1/13..... W..... 76FIU *.....69
1/15..... W..... 72at Troy *.....57
1/20..... L..... 65at ULM *.....76
1/22..... Lot..... 59Arkansas State *.....62
1/26..... L..... 69at Louisiana-Lafayette *.....71
1/29..... L..... 67at Denver *.....86
2/3..... L..... 58Florida Atlantic *.....64
2/17..... L..... 61South Alabama *.....79
2/19..... L..... 47ULM *.....50
2/23..... L..... 50at Arkansas State *.....71
2/26..... L..... 50Denver *.....74
3/1..... L..... 46at UALR *.....59
Sun Belt Conference Tournament, Hot Springs, Ark. #
3/5..... L..... 66vs Western Kentucky #.....81

↳ The Karen Aston Era 15-16 Career

2011-2012 (15-16; 7-9 Sun Belt Conference)

11/11..... W..... 66at UT Arlington.....47
11/14..... W..... 63NEW MEXICO.....50
11/16..... L..... 60ORAL ROBERTS.....70
11/22..... W..... 50SMU.....46
11/25..... W..... 61at Texas State.....43
11/28..... L..... 62at Arizona.....69

Gene Hackerman Invitational, Houston, Texas !

12/2..... W..... 60vs Oregon State !.....53
12/3..... W..... 72vs Texas A&M-CC !.....58
12/7..... W..... 69ALABAMA.....63
12/9..... L..... 47TULANE.....55
12/11..... L..... 67at Missouri State.....78
12/17..... L..... 62at Texas.....71
12/20..... Lot..... 64at Nicholls State.....67
12/28..... W..... 64UALR.....57
12/31..... W..... 57TROY.....36
1/4..... L..... 60at South Alabama.....69
1/7..... Lot..... 64at Arkansas State.....70
1/11..... W..... 50WESTERN KENTUCKY.....42
1/15..... W..... 56at ULM.....54
1/21..... L..... 44DENVER.....50
1/25..... W..... 66at Louisiana-Lafayette.....45
1/28..... W..... 68ARKANSAS STATE.....54
2/2..... L..... 68MIDDLE TENNESSEE.....70
2/9..... L..... 65at FIU.....68
2/11..... L..... 63at Florida Atlantic.....71
2/15..... Lot..... 67ULM.....70
2/18..... W..... 78LOUISIANA-LAFAYETTE.....40
2/22..... L..... 39at UALR.....52
2/26..... L..... 36at Denver.....55

Sun Belt Conference Tournament, Hot Springs, Ark.

3/3..... W..... 75vs Troy #.....61
3/4..... L..... 55vs Florida Atlantic #.....56

↳ The Mike Petersen Era 28-61 Career

2012-2013 (11-19; 10-10 Sun Belt Conference)

11/12..... L..... 83Texas State.....88
11/15..... L..... 63at SMU.....67
11/19..... L3ot..... 83at Alabama.....88
New Mexico Thanksgiving Tournament, Albuquerque, N.M.!
11/23..... L..... 59at New Mexico!.....81
11/24..... W2ot..... 72vs. St. Bonaventure!.....71
11/28..... L..... 66Arizona.....71
12/1..... W..... 71Louisiana-Lafayette.....59
12/6..... L..... 68at Oklahoma.....71
12/18..... L..... 50UT-Arlington.....59
12/22..... L..... 62at Tulane.....73
12/27..... L..... 64at Middle Tennessee.....66
12/29..... L..... 80at Western Kentucky.....82
1/2..... W..... 87Troy.....81
1/5..... W..... 79ULM.....51
1/9..... W..... 68at UALR.....65
1/12..... W..... 67South Alabama.....47
1/17..... W..... 70at FIU.....68
1/19..... L..... 67at Florida Atlantic.....79
1/24..... L..... 47Middle Tennessee.....60
1/26..... L..... 48UALR.....52
1/30..... L..... 64at Louisiana-Lafayette.....46
2/3..... W..... 64at Arkansas State.....62
2/7..... L..... 62Western Kentucky.....76
2/9..... L..... 63FIU.....72
2/14..... W..... 76at ULM.....75
2/16..... L..... 69at Troy.....86
2/20..... L..... 60Florida Atlantic.....73
2/23..... L..... 61at South Alabama.....65
2/27..... W..... 53Arkansas State.....51
Sun Belt Conference Tournament, Hot Springs, Ark. #
3/8..... L2ot..... 74vs Louisiana-Lafayette#.....80

2013-2014 (12-18; 6-10 Conference USA)

11/9..... W..... 77vs. UMKC.....70
11/11..... L..... 48#16 Texas A&M.....67
11/20..... L..... 61at Houston.....66
Holiday Hill Challenge, Denton, Tex. !
11/23..... W..... 64vs. Abilene Christian !.....50
11/24..... W..... 82vs. Bethune-Cookman !.....79
11/26..... Lot..... 65vs. Grand Canyon.....97
12/1..... L..... 45at #19 Oklahoma State.....67
12/4..... W..... 70at UT Arlington.....55
12/15..... L..... 69at Northern Colorado.....75
12/17..... W..... 93at Denver.....74
12/21..... Lot..... 79vs. SMU.....84
12/29..... L..... 79vs. Missouri State.....85
1/4..... W..... 69vs. Cameron.....41
1/8..... L..... 42at Middle Tennessee *.....86
1/11..... L..... 59at Charlotte *.....61
1/15..... W..... 63vs. Marshall *.....50
1/18..... L..... 56vs. UTSA *.....58
1/22..... W..... 66at FIU *.....59
1/25..... L..... 69at Florida Atlantic *.....82
1/29..... L..... 63vs. Tulsa *.....79
2/1..... W..... 66vs. UAB *.....58
2/5..... L..... 55at Tulane *.....56
2/8..... W..... 68vs. Old Dominion *.....52
2/15..... L..... 49at East Carolina *.....56
2/19..... W..... 73vs. UTEP *.....64
2/22..... L..... 43at Tulsa *.....63
2/26..... W..... 66at Rice *.....52
3/1..... L..... 54vs. Louisiana Tech *.....67
3/5..... L..... 77vs. Southern Miss *.....80
Conference-USA Tournament, El Paso, Tx. #
3/11..... L..... 59vs. Louisiana Tech #.....77

2014-2015 (5-24; 4-14 Conference USA)

11/14..... L..... 42Houston.....46
11/17..... L..... 48Northern Colorado.....53
Holiday Hill Challenge, (Denton, Tx.) !
11/21..... L..... 46Massachusetts !.....56
11/23..... Lot..... 57Eastern Illinois !.....59
12/3..... L..... 55at SMU.....62
12/7..... L..... 39Oklahoma.....68
12/14..... W..... 65at Missouri-Kansas City.....47
12/17..... L..... 42at San Francisco.....60
12/21..... L..... 38UT Arlington.....46
12/28..... L..... 55Denver.....63
12/31..... L..... 38#5 Texas A&M.....75
1/2..... L..... 58at UTEP *.....60
1/4..... L..... 45at UTSA *.....53
1/10..... W..... 53Rice *.....48
1/15..... L..... 58Charlotte *.....67
1/17..... L..... 44Old Dominion *.....54
1/22..... L..... 57at Louisiana Tech *.....92
1/24..... L..... 55at Southern Miss *.....67
2/1..... Lot..... 55at Rice *.....58
2/5..... L..... 49Western Kentucky *.....77
2/7..... W..... 45Marshall *.....42
2/12..... L..... 40at UAB *.....74
2/14..... L..... 59at Middle Tennessee *.....85
2/19..... W..... 74Florida Atlantic *.....55
2/21..... W..... 77FIU *.....61
2/26..... L..... 46at Charlotte *.....71
2/28..... L..... 48at Old Dominion *.....70
3/5..... L..... 61UTEP *.....69
3/7..... L..... 54UTSA *.....57

↳ The Jalie Mitchell Era 11-19 Career

2015-2016 (11-19; 5-13 Conference USA)

11/13..... L..... 61San Francisco.....69
11/16..... W..... 61at #17 Oklahoma.....57
11/21..... L..... 62at Texas State.....64
11/27..... L..... 44Arizona.....51
12/1..... W..... 60SMU.....57
Hospitality Hill Challenge (Denton, TX)!
12/4..... L..... 38Weber State!.....35
12/5..... W..... 68IUPUI!.....67
12/13..... L..... 51at Iona.....62
12/16..... W..... 69at La Salle.....63
12/21..... W..... 62at Incarnate Word.....55
12/29..... Cancelled.....Oklahoma Panhandle State
1/1..... W..... 68UTSA*.....58
1/3..... L..... 67UTEP*.....75
1/10..... L (3OT)... 97at Rice*.....100
1/14..... W..... 71at Marshall*.....63
1/16..... L..... 53at Western Kentucky*.....65
1/21..... L..... 52Middle Tennessee*.....76
1/23..... W..... 53UAB*.....51
1/30..... L (2OT)... 73Rice*.....79
2/4..... L..... 38at Southern Miss*.....57
2/6..... L..... 71at Louisiana Tech*.....77
2/11..... L..... 48Old Dominion*.....65
2/13..... L..... 70Charlotte*.....82
2/18..... W..... 58at Florida International*.....40
2/20..... L..... 61at Florida Atlantic*.....71
2/25..... L..... 67Louisiana Tech*.....78
2/27..... W..... 57Southern Miss*.....55
3/3..... L..... 55at Old Dominion*.....62
3/5..... L..... 69at Charlotte*.....72
Conference-USA Tournament, Birmingham, AL#
3/8..... W..... 79Florida Atlantic#.....74
3/9..... L..... 55Old Dominion#.....62




RECORDS

↳ All-Time Results

2016-2017 (12-19; 8-10 Conference USA)

Preseason WNIT, Abilene, TX!

11/11.....L.....	44at Little Rock.....	55
11/18.....L.....	69vs. UT-Rio Grande Valley!.....	74
11/19.....L.....	57vs. Omaha!.....	85
11/22.....W.....	62at Arizona.....	58
11/26.....W.....	66Iona.....	55
11/30.....L.....	51at SMU.....	65
12/3.....L.....	58at Tulsa.....	63
12/6.....L.....	64Indiana.....	94
12/10.....W.....	84Incarnate Word.....	61
12/17.....L.....	54at Missouri State.....	63
12/22.....L.....	58Texas State.....	59
12/30.....L.....	63Charlotte*.....	78
1/1.....W.....	65Old Dominion*.....	55
1/5.....W(ot).....	59at UAB*.....	58
1/7.....L.....	52at Middle Tennessee*.....	60
1/14.....L.....	49Rice*.....	51
1/19.....W.....	75Southern Miss*.....	62
1/21.....L.....	65Louisiana Tech*.....	72
1/26.....L.....	49at Charlotte*.....	66
1/28.....L.....	47at Old Dominion*.....	62
2/4.....W(ot).....	77at Rice*.....	69
2/9.....W.....	79Florida Atlantic*.....	57
2/11.....W.....	69FIU*.....	49
2/16.....W.....	76at UTEP*.....	69
2/18.....W(ot).....	58at UTSA*.....	55
2/23.....L.....	49at Louisiana Tech*.....	65
2/25.....L.....	48at Southern Miss*.....	70
3/2.....L.....	55Western Kentucky*.....	75
3/4.....L.....	57Marshall*.....	57
Conference USA Tournament, Birmingham, Al. #			
3/8.....W(2ot).....	65vs UAB #.....	62
3/9.....L.....	51vs Western Kentucky #.....	78





KOBE A.D.
MAMBA MENTALITY

NIKE.COM/BASKETBALL



2017-18 MEAN GREEN SCHEDULE

NOVEMBER

4	VS. TWU(EX)	THE SUPER PIT	3:00 PM
10	VS. MACU	THE SUPER PIT	3:00 PM
14	VS. TEXAS A&M-INT.	THE SUPER PIT	7:00 PM
19	VS. KANSAS STATE	THE SUPER PIT	3:00 PM
24	VS. COASTAL CAROLINA+	SAN JUAN, PR	1:00 PM
25	VS. DETROIT+	SAN JUAN, PR	3:15 PM
29	VS. SMU	THE SUPER PIT	11:00 AM

DECEMBER

2	VS. TULSA	THE SUPER PIT	3:00 PM
5	AT INDIANA	BLOOMINGTON, IN	TBA
9	VS. LA SALLE	THE SUPER PIT	3:00 PM
18	AT UIC	CHICAGO, IL	TBA
20	AT EASTERN ILLINOIS	CHARLESTON, IL	TBA
30	VS. OKLA. PANHANDLE ST.	THE SUPER PIT	3:00 PM

JANUARY

3	AT LOUISIANA TECH*	RUSTON, LA	TBA
5	VS. RICE*	THE SUPER PIT	7:00 PM
11	VS. OLD DOMINION*	THE SUPER PIT	7:00 PM
13	VS. CHARLOTTE*	THE SUPER PIT	3:00 PM
18	AT MIDDLE TENNESSEE*	MURFREESBORO, TN	TBA
20	AT UAB*	BIRMINGHAM, AL	TBA
26	VS. WESTERN KENTUCKY*	THE SUPER PIT	7:00 PM
28	VS. UTEP*	THE SUPER PIT	3:00 PM

FEBRUARY

2	AT UTSA*	SAN ANTONIO, TX	TBA
8	AT FIU*	MIAMI, FL	TBA
10	AT FLORIDA ATLANTIC*	BOCA RATON, FL	TBA
15	VS. SOUTHERN MISS*	THE SUPER PIT	5:00 PM
22	AT OLD DOMINION*	NORFOLK, VA	TBA
24	VS. MARSHALL*	THE SUPER PIT	7:00 PM

MARCH

1	VS. UAB*	THE SUPER PIT	5:00 PM
3	AT RICE*	HOUSTON, TX	TBA

* C-USA GAMES

+ SAN JUAN SHOOTOUT