



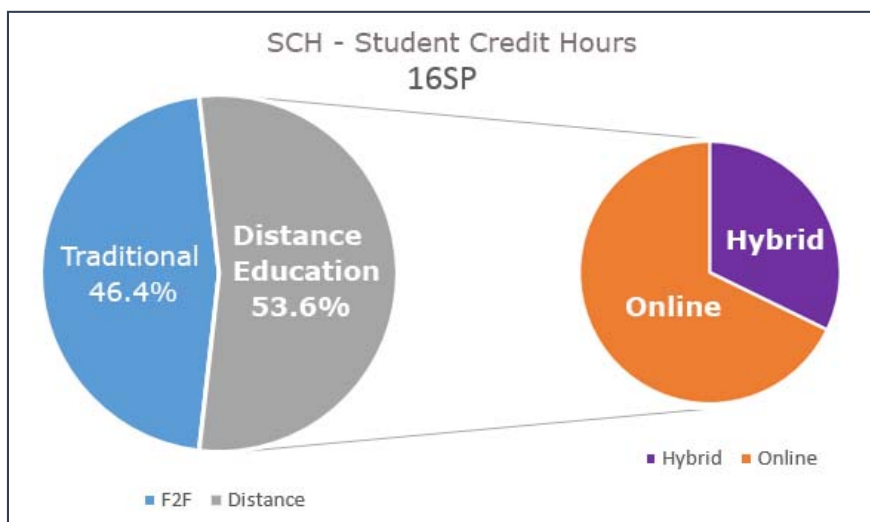
Year 1, Number 33

UNT Dallas Distance Education Courses Reached 54 Percent of Student Credit Hours for University

As of early May 2016, online and hybrid courses taught at UNTD reached 53.6 percent of all student credit hours (SCH).

Specifically, out of a total of 23,798.5 student credit hours in the current semester, 12,756.5 were taught through distance education courses, which reflects 53.6 percent of the total.

Student Credit Hours – 16SP	
Delivery Mode	SCH
F2F	11,042
Hybrid	4,107
Online	8,649.50
Total	23,798.50




Some other statistics that reflect the ever-growing importance of distance learning at UNTD include:

- The percentage of course sections that are distance learning. Of the total of 459 course sections, 221 are hybrid or online, which is 48.1 percent.
- The percentage of unique courses (different individual courses listed in the UNTD catalog for Spring 2016). Out of 340 total unique courses, 162 of these are hybrid or online, which reflects 47.7 percent of the total.
- The number of UNTD faculty members who taught online/hybrid during the spring semester is 92.

Distance Learning Achievements

An incredible number of accomplishments has been realized by the office of Distance Learning and Instructional Technologies in the last year. We invited you to watch the following videos which highlight some of the incredible

achievements that pay tribute not only to the staff and faculty teaching through distance education practices at UNT Dallas but evidence the commitment to achieve our goals and hard work that enables DLIT to innovate, achieve, and excel in serving our students and community.



Short Version (6:45)

<https://www.youtube.com/watch?v=euEL2Elu8>



Long Version (11:04)

<https://www.youtube.com/watch?v=rIhQG9-9ZuQ>

Once again, thank you for partnering with us. Without your support and active participation all of this would not have been possible.



End-of-Semester Activities (Part 1):

DLIT suggests the following end-of-semester activities involving Blackboard:

Check Grade Center calculations: If using the Grade Center, **manually calculate one or two of your student's grades** to make sure that your Grade Center Total and/or Weighted Total column(s) has/have been set up to calculate correctly. The [Mercer University Online Weighted Average Grade Calculator](#) is a very useful tool for checking your Weighted Total calculations. If you find errors, consult the **Troubleshooting Grade Center Issues** tutorial attached as a PDF file in this email.



DLIT also offers the following clarifications and instructions regarding some of the "nuances" of the Grade Center.

- **Extra Credit and/or Attendance Demerit** columns must be created with **points possible** set **equal to zero**.
 - If you are weighting grades and including extra credit and/or attendance demerit columns, you'll want to create a new calculated column (Total) for the final grade. That new column would include the Weighted Total, Extra Credit, and the Attendance Demerit columns (Weighted Total + Extra Credit - Attendance Demerit = Calculated Total).
 - The only other way to apply extra credit or attendance demerits when using a weighted total is to assign the respective column to an existing category of assessments (e.g. Tests or Attendance) and then weight by category (not by column).
- **Items without Grades:** If the Total and/or Weighted Total column has been set to display the default, *running* total, you must manually enter a grade of zero for any item that was not submitted. Columns displaying a dash (item not submitted) are *not* included in the calculation of a *running* Total or *running* Weighted Total.

- **Weighting Grades:** If you are weighting grades, make sure that you have assigned the correct weight for each assessment either by column or by category: Control Panel > Grade Center > Full Grade Center > Manage > Column Organization shows you categories and points possible for each column. If using weight by category, make sure that each column has been assigned to the correct category. To modify the weight, access Weighted Total > Edit Column Information.
- **Hidden Columns:** Using "Hide Column" only hides that column from the instructor's view, *not* from the students' view. If you have hidden a column from yourself in your Grade Center, you must show it again to check the column settings to determine whether students can see it: Manage > Column Organization will show you all hidden columns and allow you to show them again. While you have the column "unhidden," also check the setting for whether or not the column is to be included in the score calculation via "Quick Column Information."
 - To make columns *not* visible to the students via the My Grades course navigational link, expand the options in the column header and select "Show/Hide to Users." Columns not visible to students will display a red diagonal slash in the column header.
 - To hide a column from yourself in the Grade Center again, expand the options in the column header and select "Hide Column."
- **Assigning a Letter Grade:** Faculty who wish to display for their students a column which shows their final letter grade will generally need to manually create a column for that purpose. Note that the Primary Display must be set to "Text" in order for you to be able to manually enter a letter grade of "A", "B", "C", "D", or "F". Do *not* choose "Letter" as your Primary Display for your Total or Weighted Total unless you have reviewed the "Letter" Grading Schema in Blackboard and it accurately reflects the way you assign letter grades.



TIP: How do I create a column in my Blackboard gradebook that shows students their final grade?

Open your Full Grade Center. Put your cursor over the "Create Calculated Column" button at the top and select "Total Column" from the list.

For the column name field, enter a descriptive name like Final Grade. In the Primary Display field, select "Letter" from the list. Click the circle in front of "Selected Columns and Categories" in the "Include in Total" area. The only item you want to select is the Total column. Click it and then click the right pointing arrow icon to add it to the box on the right. Click Submit.

Warning: If you leave the option to calculate this column as a running total, the grade will only include cells with numeric values. Be sure to enter a zero for an item if a student did not complete an item. If you leave an item blank, the field will be ignored and the student could still have an A in the class at the end of the term even though they didn't complete everything.

We Want to Hear From You!

What type of information would you like to receive in our newsletter issues next academic year? We welcome all suggestions, and will do our best to incorporate your ideas into future communications. Thanks in advance for your input and support.

To submit a suggestion, idea or note, send an [email to us](#).





TIP: Keep in mind that you will only have a few days to turn around final grades for your course(s). If you have a large class and/or your students are submitting final assignments that will take a great deal of time to grade, consider requiring students to submit such assignments prior to finals week.

Friendly reminder of upcoming deadline date for 3W1 & 8W1 summer semester DL course development

This is a friendly reminder that the deadline date for the completion of your summer course development and quality review is approaching - Friday, May 13th. Please contact [Cynthia Johnson](#) if you need assistance in building or formatting your course shell. Our student worker's last day of the semester is on Friday. If you have completed the course development, please let me know so I can sign off on the quality review. Thank you in advance for all your efforts.



Articles



[The Keys to Designing Successful Open Course Experiences](#)

By David Rath

Source: Campus Technology

"As more universities develop open courses, instructional designers and faculty members are experimenting with how to design environments that are compelling and valuable to participants. To improve student experience, we should focus on community building, sharing and peer support.

[Read more...](#)



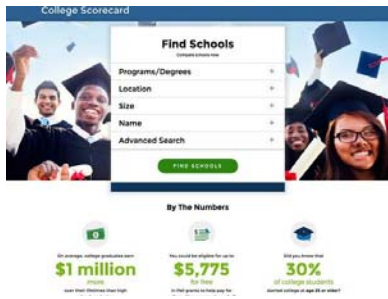
[What Counts as Learning While Making?](#)

By Rhea Kelly

Source: Campus Technology

As the maker movement makes strides in education, it's important to identify its learning benefits -- and find more robust ways to define and document success.

[Read more...](#)



[Few insights for troops or veterans in the government's college finders](#)

By George R. Altman

Source: Military Times

Students in 2016 have a variety of tools to help them decide where to go to college, but there are few tools specifically for service members and veterans. In fact, there is limited information available to them, some of which may be of poor quality.

[Read more...](#)



Contact Us!

The **Office of Distance Learning and Instructional Technologies** invites faculty and staff to join and participate in our development programs. These events provide an opportunity to network with faculty from other departments, learn new instructional strategies and tools, and become aware of best practices in online teaching and learning. Hope to see you there, and don't forget to register for our workshops and sessions! Please contact us with ideas and suggestions for future events:

Web: <http://www.untDallas.edu/dlit>

Phone: 972-338-5580

Email: UNTDDistance@unt.edu



To unsubscribe:

If you would like to be removed from this list please [click here](#).

Arturo Cole, M.S.

Director - Office of Distance Learning and Instructional Technology

University of North Texas at Dallas
Office of Distance Learning
7400 University Hills Blvd, Ste. 123
Dallas, Texas 75241
972.338.1606 | untDallas.edu/dlit



UNT DALLAS
UNIVERSITY OF NORTH TEXAS AT DALLAS