

Emergency Evacuation Procedures

University Machine Shop

Page Navigation

- [Severe Weather](#)
 - [Bomb Threat/Fire](#)
 - [Building Evacuation Maps](#)
-

Severe Weather

In the event of severe weather, all building occupants should immediately seek shelter in the designated shelter-in-place area in the building. If unable to safely move to the designated shelter-in-place area, seek shelter in a windowless interior room or hallway on the lowest floor of the building.

All Faculty, Staff and others shall immediately go to Room 102.

Bomb Threat/Fire

In the event of a bomb threat or fire in the building, all building occupants should immediately evacuate the building using the nearest exit. Once outside, proceed to the designated assembly area. If unable to safely move to the designated assembly area, contact one or more members of your department or unit to let them know you are safe and inform them of your whereabouts.

Persons with mobility impairments who are unable to safely exit the building should move to a designated area of refuge and await assistance from emergency responders.

All faculty, staff and others shall immediately proceed to parking lot 55 west of the Machine Shop.

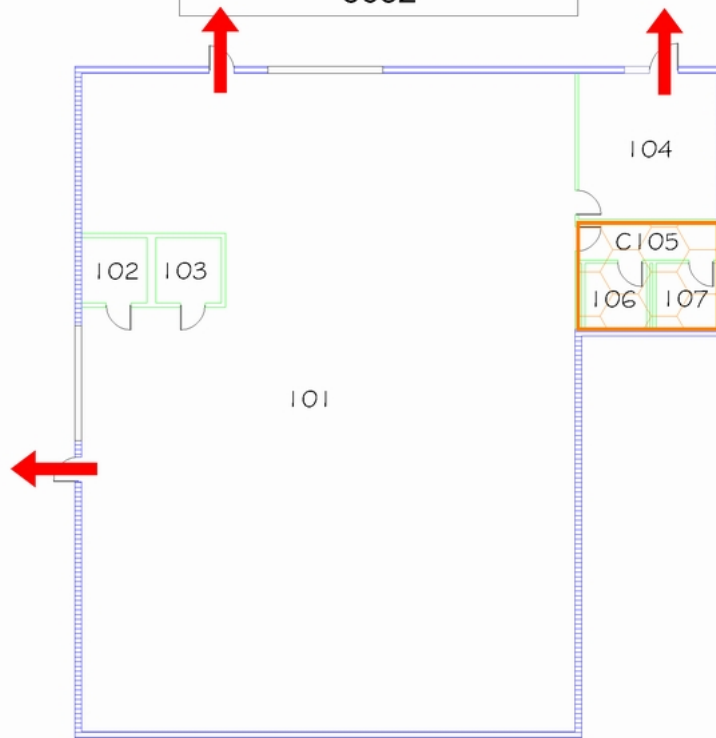
Building Evacuation Maps

[Print Full Size Map](#)






UNIVERSITY MACHINE SHOP

BUILDING # 0550
01- 2007

Exterior Gross Area
5632



Safety Legend

-  Areas of Refuge
-  Tornado Shelter Areas
-  Exit/Evacuation Routes
- In case of fire, do not use elevator*
-  AED Automatic External Defibrillator
-  CHAIR Evacuation Chair



FIRST FLOOR PLAN

