





The attached report represents the investment portfolio of the University of North Texas System Administration for the period ending November 30, 2015, and is in compliance with Chapter 2256 of the Public Funds Investment Act and the Investment Strategy expressed in the UNT System's Investment Policy.



Janet E. Waldron
Vice Chancellor for Finance and Administration, University of North Texas System

Date

2/3/16



James Mauldin, CTP
Associate Vice Chancellor for Treasury, University of North Texas System

Date

2-4-16

**University of North Texas System
Cash and Investment Portfolio
For the Quarter Ending November 30, 2015**

Cash Accounts

Cash in Bank
Sweep Account

Total Cash Accounts

Short-Term Pool (STP) Investment Pools

- TexStar
- TexasTerm

Total STP Investment Pools

Total Short-Term Pool

Debt Proceeds

Total Cash Pool

Investments

UNT Long Term Investment Pool

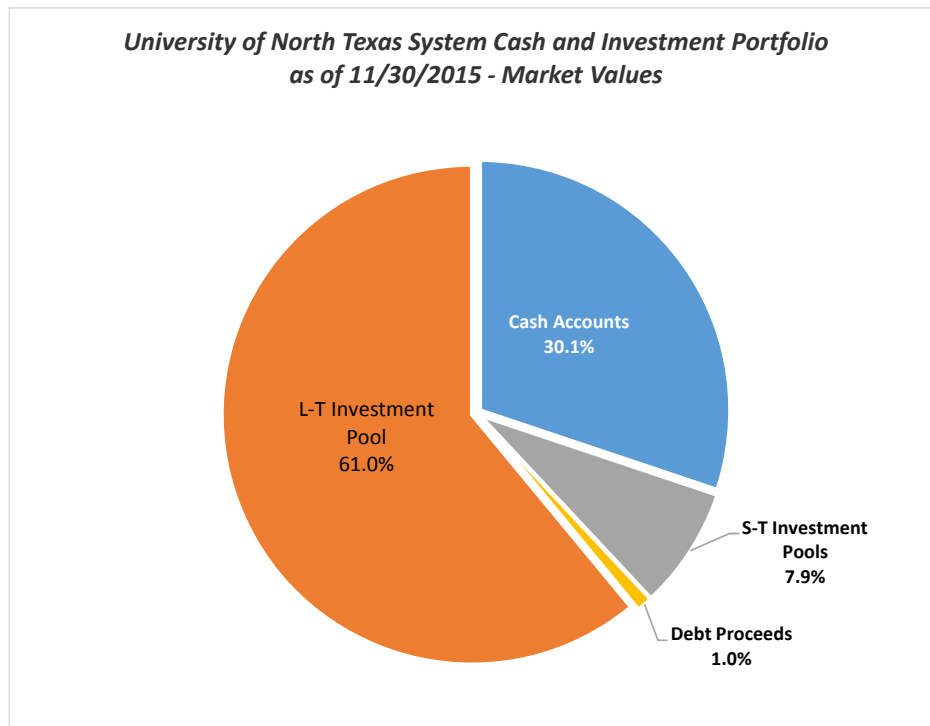
Total Investments

Total SYS Cash Pool and Investments

	Beginning Market Value	Ending Market Value	Ending Book Value	Approx. Yield*
Cash in Bank	\$ 1,250,000	\$ 1,250,000	\$ 1,250,000	** 1.00%
Sweep Account	2,351,926	3,056,405	3,056,405	0.01%
<u>Total Cash Accounts</u>	\$ 3,601,926	\$ 4,306,405	\$ 4,306,405	0.30%
- TexStar	\$ 1,256,368	\$ 556,881	\$ 556,881	0.11%
- TexasTerm	1,269,674	570,377	570,377	0.14%
<u>Total STP Investment Pools</u>	\$ 2,526,042	\$ 1,127,258	\$ 1,127,258	0.05%
<u>Total Short-Term Pool</u>	\$ 6,127,968	\$ 5,433,664	\$ 5,433,664	0.26%
<u>Debt Proceeds</u>	\$ 139,688	\$ 139,725	\$ 139,725	0.11%
<u>Total Cash Pool</u>	\$ 6,267,656	\$ 5,573,389	\$ 5,573,389	
	Beginning Market Value	Ending Market Value	Ending Book Value	Approx. Return*
UNT Long Term Investment Pool	\$ 8,636,111	\$ 8,712,295	\$ 8,694,023	1.97%
<u>Total Investments</u>	\$ 8,636,111	\$ 8,712,295	\$ 8,694,023	1.97%
<u>Total SYS Cash Pool and Investments</u>	\$ 14,903,767	\$ 14,285,684	\$ 14,267,412	

* Yield is reported as an annual figure, Return is reported for the current period

** Earnings Allowance Rate of 1% up to amount of bank fees incurred during period



University of North Texas
System

Market Value @ 8/31/15

Additions

Distribution/Withdrawal

Investment Income

Realized Gains (Losses)

Unrealized Gains (Losses)

Fees

Market Value @ 11/30/15

Q1 2016 Roll Forward Summary						
Short-term Pool / Debt Proceeds		Long-term Pool		Endowment		Total
\$ 6,267,656		\$ 8,636,111		\$ -		\$ 14,903,767
-		-		-		-
(695,542)		(79,193)		-		(774,735)
1,276		34,859		-		36,135
-		1,926		-		1,926
-		120,743		-		120,743
-		(2,151)		-		(2,151)
\$ 5,573,389		\$ 8,712,295		\$ -		\$ 14,285,684