

## Deaths: Injuries, 2001

by Robert N. Anderson, Ph.D., and Arialdi M. Miniño, M.P.H., Division of Vital Statistics; Lois A. Fingerhut, M.A., Margaret Warner, Ph.D., and Melissa A. Heinen, R.N., M.P.H., Office of Analysis and Epidemiology

### Abstract

**Objectives**—This report presents injury mortality data for 2001 using the external cause of injury mortality matrix for the International Classification of Diseases, Tenth Revision (ICD–10), a detailed and comprehensive framework for tabulating and presenting injury deaths by mechanism and intent of death. Data are presented by age, sex, race, Hispanic origin, and State. This report also presents data on injury deaths classified according to the nature of the injury sustained. Deaths resulting from the terrorist attacks on September 11, 2001, are presented and the impact of these deaths on the trends in injury mortality is discussed. This report supplements the annual report of final mortality statistics.

**Methods**—Data in this report are based on information from all death certificates filed in the 50 States and the District of Columbia in 2001. Causes of death and nature of injury are processed and coded in accordance with the ICD–10.

**Results**—In 2001, 157,078 resident deaths occurred as the result of injuries. Of these injury deaths, 64.6 percent were classified as unintentional, 19.5 percent were suicides, 12.9 percent were homicides, 2.7 percent were of undetermined intent, and 0.3 percent involved legal intervention or operations of war. The five leading mechanisms of injury death were motor vehicle traffic, firearm, poisoning, falls, and suffocation, accounting for 78 percent of all injury deaths. A head injury was mentioned in 32 percent of injury deaths and was the most commonly mentioned injury condition resulting in death. Poisoning and toxic effects were the second most common, mentioned in 16 percent of injury deaths and were the underlying cause of 14 percent of injury deaths. In 2001, 36,753 deaths (1.6 percent of deaths) had a natural underlying cause of death but included one or more mentions of an external cause on the death certificate.

**Conclusions**—Injury mortality data presented in this report using the external cause of injury mortality matrix for ICD–10 provide detail on the mechanism of death needed for research and other activities related to injury prevention. This report also highlights the importance of multiple causes of death when analyzing injury mortality data. The Centers for Disease Control and Prevention's (CDC) National Center for Health Statistics (NCHS) is involved in several ongoing projects related to the study of injury and injury mortality.

**Keywords:** deaths • mortality • cause of death • external cause • injury • nature of injury • poisoning • vital statistics • ICD–10

### Highlights

#### Injury mortality in 2001

- 157,078 resident deaths occurred in the United States as the result of injuries.
- Unintentional injuries were the fifth leading cause of death overall and the leading cause for those under 35 years of age. Suicide and homicide were the 11th and 13th leading causes, respectively.
- 65 percent of injury deaths were classified as unintentional, 20 percent were suicides, 13 percent were homicides.
- An estimated total of 2,988 deaths resulted from the September 11, 2001, terrorist attacks in New York City, Pennsylvania, and Virginia.
- Persons aged 75 years and over have the highest injury death rates.
- The five leading mechanisms of injury death accounted for 78 percent of all injury deaths and were (in rank order):

Motor vehicle traffic (27 percent)

#### Acknowledgments

This report was prepared in the Division of Vital Statistics under the general direction of James A. Weed, Acting Chief, Mortality Statistics Branch (MSB), Charles J. Rothwell, Director, Division of Vital Statistics, and Diane M. Makuc, Acting Associate Director, Office of Analysis and Epidemiology. Sherry L. Murphy, MSB contributed to the "Technical Notes." Kenneth D. Kochanek of MSB and J. Lee Annett of the National Center for Injury Prevention and Control provided peer review. Thomas D. Dunn of the Systems, Programming, and Statistical Resources Branch provided content review. Registration Methods staff and staff of the Data Acquisition and Evaluation Branch provided consultation to State vital statistics offices regarding collection of the death certificate data on which this report is based. This report was edited by Demarius V. Miller, typeset by Jacqueline M. Davis, and the graphics produced by Jarmila Ogburn of the Office of Information Services, Information Design and Publishing Staff.

Firearm (19 percent)  
 Poisoning (14 percent)  
 Fall (10 percent)  
 Suffocation (8 percent)

- Firearm suicide accounted for 57 percent of all firearm-related deaths.
- Age-adjusted death rates due to injury were highest in New Mexico, Alaska, and Mississippi and were lowest in California and Massachusetts.
- A head injury was mentioned in 32 percent of injury deaths and was the most commonly mentioned injury condition resulting in death. Poisoning and toxic effects were the second most common injury condition, mentioned in 16 percent of injury deaths.
- 63 percent of poisoning deaths were classified as unintentional, 23 percent as suicides, 13 percent as undetermined intent, and the remainder as homicides.
- 93 percent of unintentional poisonings were drug related. Of suicides involving poisoning, 69 percent were drug related and 28 percent were due to exposure to gases and vapors.
- Narcotics were involved in about half of all unintentional poisonings. Cocaine was more commonly mentioned than other narcotic drugs.

## Trends

- The age-adjusted death rate for all injuries increased by 4.4 percent from 2000 to 2001. Increases were noted for all categories of intent.
- The age-adjusted death rate for unintentional injuries increased 2 percent from 2000 to 2001.
- The age-adjusted suicide rate increased by nearly 3 percent from 2000 to 2001.
- The age-adjusted homicide rate increased by 20 percent from 2000 to 2001. This increase was largely due to the September 11, 2001, terrorist attacks.
- The age-adjusted death rates for motor vehicle traffic injuries, firearms, and suffocations were essentially unchanged from 2000 to 2001.
- The age-adjusted death rate for poisonings increased by 8 percent.
- The age-adjusted death rate for falls increased by nearly 10 percent.

## Introduction

Injury deaths are those caused by acute exposure to physical agents, e.g., mechanical force or energy, heat, electricity, chemicals, and ionizing radiation, in amounts or at rates that exceed the threshold of human tolerance (1–4). An injury death may also be the result of a sudden lack of an essential substance (e.g., oxygen in the case of drowning) (1,4,5). Causes of death involving injuries are prominent among the leading causes of death in the United States (table A). In 2001 more than 100,000 persons died as the result of an unintentional injury, making this category the fifth leading cause of death overall. Unintentional injuries were the leading cause of death for those under age 35 years, accounting for 28 percent of all deaths in this age category (6). Suicide and homicide were also among the

15 leading causes of death in the United States, ranking 11th and 13th, respectively, and combining for approximately 50,000 deaths in 2001 (table A). Among those aged 15–24 years, homicide was the second leading cause of death and suicide ranked third; among those aged 25–34 years, suicide was second and homicide third (6). In these two age groups, suicide and homicide accounted for approximately one-fourth of all deaths.

Statistics for injury deaths are routinely presented in reports published annually by the Centers for Disease Control and Prevention's (CDC) National Center for Health Statistics (NCHS) (6–8) and are included in standard mortality tabulation lists developed by NCHS (9). Table B shows the external cause of injury categories included in the List of 113 selected causes of death that is used to rank causes of death. The standard mortality tabulation lists contain useful, but very basic cause-of-death data. For external causes, particularly for suicides and homicides, the categories lack detail on the mechanism of death, i.e., the vector that transfers the energy to the body (e.g., fall, motor vehicle traffic crash, and poisoning). Important information on the nature and body region affected by the injury and poisoning that can be gleaned from multiple-cause mortality data is also absent from the tabulation lists.

Causes of death involving injuries are classified according to intent or manner of death (e.g., unintentional or accident; or intentional, which can be suicide, homicide or legal intervention, or undetermined intent) in the *International Classification of Diseases, Tenth Revision* (ICD–10) (10). Within each category of intent or manner are more detailed categories describing the mechanisms of death. Thus, all injury codes in the *International Classification of Diseases* (ICD) are two dimensional, indicating both the intent and the mechanism.

This report presents data on external causes of injury death according to the mortality matrix for ICD–10, a detailed and comprehensive framework for tabulating and presenting injury deaths. Using this matrix, final 2001 data on injury deaths in the United States are presented by mechanism and intent and stratified by age, sex, race, Hispanic origin, and State. The report also presents data on injury deaths classified according to the nature of the injury. Deaths resulting from the terrorist attacks on September 11, 2001, are included in the injury tables and the impact of these deaths on the trends in injury mortality is discussed. This report accompanies the release of final national mortality statistics for 2001, the findings from which are presented in a separate report (7).

## Data and Methods

### Data

Data in this report are based on information from death certificates filed in the 50 States and the District of Columbia in 2001. When a death involves injury (e.g., accident, suicide, or homicide) or unusual or suspicious circumstances, the cause of death is typically investigated, certified, and reported by a medical examiner or coroner (11,12). A funeral director generally provides demographic information on the decedent.

Population data used to calculate death rates were produced under a collaborative arrangement with the U.S. Census Bureau. Reflecting the new standards for the classification of race and ethnicity issued in 1997 by the U.S. Office of Management and Budget (OMB),

**Table A. Deaths, percent of total deaths, death rates, and age-adjusted death rates for the 15 leading causes of death in 2001: United States**

[Death rates on an annual basis per 100,000 population: age-adjusted rates per 100,000 U.S. standard population; see "Technical Notes"]

| Rank <sup>1</sup> | Cause of death (Based on the <i>International Classification of Diseases, Tenth Revision, 1992</i> ) | Number         | Percent of total deaths | Crude death rate | Age-adjusted death rate |
|-------------------|--|----------------|-------------------------|------------------|-------------------------|
| ...               | All causes . . . . .   | 2,416,425      | 100.0                   | 848.5            | 854.5                   |
| 1                 | Diseases of heart . . . . . (I00–I09,I11,I13,I20–I51)  | 700,142        | 29.0                    | 245.8            | 247.8                   |
| 2                 | Malignant neoplasms . . . . . (C00–C97)  | 553,768        | 22.9                    | 194.4            | 196.0                   |
| 3                 | Cerebrovascular diseases . . . . . (I60–I69)   | 163,538        | 6.8                     | 57.4             | 57.9                    |
| 4                 | Chronic lower respiratory diseases . . . . . (J40–J47)   | 123,013        | 5.1                     | 43.2             | 43.7                    |
| 5                 | <b>Accidents (unintentional injuries) . . . . . (V01–X59,Y85–Y86)</b>                                | <b>101,537</b> | <b>4.2</b>              | <b>35.7</b>      | <b>35.7</b>             |
| 6                 | Diabetes mellitus . . . . . (E10–E14)  | 71,372         | 3.0                     | 25.1             | 25.3                    |
| 7                 | Influenza and pneumonia . . . . . (J10–J18)  | 62,034         | 2.6                     | 21.8             | 22.0                    |
| 8                 | Alzheimer's disease . . . . . (G30)  | 53,852         | 2.2                     | 18.9             | 19.1                    |
| 9                 | Nephritis, nephrotic syndrome and nephrosis . . . . . (N00–N07,N17–N19,N25–N27)                      | 39,480         | 1.6                     | 13.9             | 14.0                    |
| 10                | Septicemia . . . . . (A40–A41)   | 32,238         | 1.3                     | 11.3             | 11.4                    |
| 11                | <b>Intentional self-harm (suicide) . . . . . (*U03,X60–X84,Y87.0)</b>                                | <b>30,622</b>  | <b>1.3</b>              | <b>10.8</b>      | <b>10.7</b>             |
| 12                | Chronic liver disease and cirrhosis . . . . . (K70,K73–K74)  | 27,035         | 1.1                     | 9.5              | 9.5                     |
| 13                | <b>Assault (homicide) . . . . . (*U01–*U02,X85–Y09,Y87.1)</b>  | <b>20,308</b>  | <b>0.8</b>              | <b>7.1</b>       | <b>7.1</b>              |
| 14                | Essential . . . (primary) hypertension and hypertensive renal disease . . . . . (I10,I12)            | 19,250         | 0.8                     | 6.8              | 6.8                     |
| 15                | Pneumonitis due to solids and liquids . . . . . (J69)  | 17,301         | 0.7                     | 6.1              | 6.1                     |

... Category not applicable.

<sup>1</sup>Rank based on number of deaths; see "Technical Notes."**Table B. Injury-related causes from the list of 113 selected causes of death**

[For explanation of asterisks preceding cause-of-death categories, see "Technical Notes"]

|   | Cause of death (Based on the <i>International Classification of Diseases, Tenth Revision, 1992</i> )   |
|---|--|
| # | Accidents (unintentional injuries) . . . . . (V01–X59,Y85–Y86)   |
|   | Transport accidents . . . . . (V01–V99,Y85)  |
|   | Motor vehicle accidents . . . . . (V02–V04,V09.0,V09.2,V12–V14,V19.0–V19.2,<br>V19.4–V19.6,V20–V79,V80.3–V80.5,V81.0–V81.1,V82.0–V82.1,V83–V86,<br>V87.0–V87.8,V88.0–V88.8,V89.0,V89.2)          |
|   | Other land transport accidents . . . . . (V01,V05–V06,V09.1,V09.3–V09.9,<br>V10–V11,V15–V18,V19.3,V19.8–V19.9,V80.0–V80.2,V80.6–V80.9,<br>V81.2–V81.9,V82.2–V82.9,V87.9,V88.9,V89.1,V89.3,V89.9) |
|   | Water, air and space, and other and unspecified transport accidents and<br>their sequelae . . . . . (V90–V99,Y85)  |
|   | Nontransport accidents . . . . . (W00–X59,Y86)   |
|   | Falls . . . . . (W00–W19)  |
|   | Accidental discharge of firearms . . . . . (W32–W34)   |
|   | Accidental drowning and submersion . . . . . (W65–W74)   |
|   | Accidental exposure to smoke, fire and flames . . . . . (X00–X09)  |
|   | Accidental poisoning and exposure to noxious substances . . . . . (X40–X49)  |
|   | Other and unspecified nontransport accidents and their<br>sequelae . . . . . (W20–W31,W35–W64,W75–W99,<br>X10–X39,X50–X59,Y86)   |
| # | Intentional self-harm (suicide) . . . . . (*U03,X60–X84,Y87.0)   |
|   | Intentional self-harm (suicide) by discharge of firearms . . . . . (X72–X74)   |
|   | Intentional self-harm (suicide) by other and unspecified means and their<br>sequelae . . . . . (*U03,X60–X71,X75–X84,Y87.0)  |
| # | Assault (homicide) . . . . . (*U01–*U02,X85–Y09,Y87.1)   |
|   | Assault (homicide) by discharge of firearms . . . . . (*U01.4,X93–X95)   |
|   | Assault (homicide) by other and unspecified means and their<br>sequelae . . . . . (*U01.0–*U01.3,*U01.5–*U01.9,*U02,X85–X92,X96–Y09,Y87.1)   |
| # | Legal intervention . . . . . (Y35,Y89.0)   |
|   | Events of undetermined intent . . . . . (Y10–Y34,Y87.2,Y89.9)  |
|   | Discharge of firearms, undetermined intent . . . . . (Y22–Y24)   |
|   | Other and unspecified events of undetermined intent and their<br>sequelae . . . . . (Y10–Y21,Y25–Y34,Y87.2,Y89.9)  |
| # | Operations of war and their sequelae . . . . . (Y36,Y89.1)   |

NOTE: The causes designated by # are ranked to determine leading causes of death.

census 2000 included an option for individuals to report more than one race, as appropriate, for themselves and household members (13). In addition, the standards specified five minimum race categories to be used for tabulation (American Indian or Alaska Native, Asian, Black or African American, Native Hawaiian or Other Pacific Islander, and White). This is a modification of the previous 1977 OMB standards in which only four race categories were specified (Asian and Pacific Islander persons were treated as a single group) and respondents were classified as only one of the four (14). Death certificates currently collect only one race for the decedent according to the 1977 OMB guidelines and are thus incompatible with population data based on the 2000 census for calculating death rates.

In order to produce 2000 populations with race categories comparable to those used on the death certificate, the enumerated population data with multiple race categories was "bridged" back to single race categories. In addition, the 2000 census counts were modified to be consistent with the old OMB racial categories, i.e., data for Asian persons and Native Hawaiians or other Pacific Islanders were combined into a single category, Asian or Pacific Islanders. The procedures used to produce the "bridged" populations are described in separate publications (15,16). It is anticipated that "bridged" population data will be used over the next few years for computing population-based rates. Beginning with deaths occurring in 2003, a few States will collect multiple race data on the death certificate. Once all States begin collecting data on race according to the new OMB standards, it is expected that the use of "bridged" populations will be discontinued.

It is important to emphasize that the population data used to calculate the race-specific mortality statistics presented in this report are based on special estimation procedures and are not true counts. The estimation procedures used to develop these populations are subject to error. Smaller populations, e.g., American Indians, are likely to be affected much more than larger populations (15). While the nature and magnitude of these errors is unknown, the potential for error should be kept in mind when evaluating trends and differentials. Over the next

several years, additional information will be incorporated in the estimation procedures, resulting in more robust race-specific population estimates.

### External cause of injury mortality matrix

The external cause of injury mortality matrix presents injury data by both mechanism and intent of the death and is shown in [table C](#). The matrix, originally developed using ICD-9 classification schemes, was jointly developed by the Injury Control and Emergency Health Services (ICEHS) section of the American Public Health Association and the International Collaborative Effort (ICE) on Injury Statistics (17). The mission of the Injury ICE is to improve the quality and international comparability of injury data (18,19). The matrix was recently modified to be consistent with ICD-10 (20). Differences between ICD-9 and ICD-10 in the classification of injury deaths and terminology are discussed in the “Technical Notes.”

The matrix was developed as a standard framework specifically to facilitate national and international comparability in the presentation of injury mortality statistics. The two essential dimensions of the ICD external cause codes for injuries form the basis for this framework: the mechanism of the injury and the manner or intent of the injury. The mechanism describes the vector that transfers the energy to the body (e.g., fall, motor vehicle traffic accident, and poisoning). The intent of the injury describes whether the injury was inflicted purposefully or not (in some cases, intent cannot be determined) and, when purposefully, whether the injury was self-inflicted (suicide and/or self harm) or inflicted upon another person (homicide and/or assault).

### Classification of injury deaths

The external cause of injury mortality matrix is based on the underlying cause of death, defined as “(a) the disease or injury which initiated the train of morbid events leading directly to death, or (b) the circumstances of the accident or violence which produced the fatal injury” (10). Most mortality statistics are presented based on the underlying cause as it is generally considered to be the most useful single cause from a public health and prevention standpoint. That is, knowing what precipitated the death is the information researchers need to form the basis for prevention programs. For example, the underlying cause for a death resulting from a skull fracture sustained in a motor vehicle traffic crash would be classified to the motor vehicle traffic crash rather than to the skull fracture. The decision to choose the external cause rather than the nature of injury (i.e., injury diagnosis) as the underlying cause was made so that public health efforts could be directed primarily toward preventing the incident that led to the death (e.g., motor vehicle traffic crash) rather than toward the injury diagnosis (e.g., skull fracture) that could result from a variety of external causes.

However, information beyond the underlying cause of death is typically reported on the death certificate. Those responsible for certifying the cause of death are asked to provide in Part I of the death certificate a chain of events leading to death beginning with the condition most proximate to death (i.e., the immediate cause) and working backward to the underlying cause. In addition, the certifier is asked to report in Part II other conditions that may have contributed to death, but were not in the causal chain. When more than one cause or condition is included, the underlying cause is determined by 1) the

sequence of conditions on the certificate, 2) provisions of the ICD, and 3) associated ICD classification rules (10,21).

Although the underlying cause is the most commonly used in the analysis of cause of death, all cause-of-death related data (up to 20 conditions) reported on the death certificate are coded and available for analysis and are referred to as multiple causes of death (21). The underlying cause is one of these 20 causes. Multiple cause of death tabulations in this report are based on record-axis multiple cause data. The record axis codes are the edited version of the multiple cause data. One of the most common edits is the deleting of duplicate codes. For example, if two identically coded leg fractures are recorded on the death certificate, only one will be included in the record axis data. For more information regarding the characteristics, coding, and use of multiple cause-of-death data, including information on the record axis codes, see the “Technical Notes.”

In the case of an injury-related death, the underlying cause of death provides information about the mechanism and intent of the injury, but not about the nature of the injuries sustained. Multiple causes of death, on the other hand, include information about the injury diagnosis if reported on the death certificate. Some examples include a fracture of the leg or laceration of the arm, a burn covering multiple body sites, or the substance ingested in the case of a poisoning (21). Thus, a single nature of injury code is a two-dimensional cross-classification identifying the type of injury sustained and describing the body region that was injured. Examples of Statistical Analysis System (SAS) (a commonly used statistical tabulation and analysis package) statements that can be used for the tabulation of nature of injury codes in the multiple cause data are included in the “Technical Notes.”

Injury deaths are defined in this report as those classified with an underlying cause of death coded to one of the following ICD-10 codes: \*U01-\*U03, V01-Y36, Y85-Y87, or Y89. This code set does not include deaths with an underlying cause due to adverse effects or complications of medical and surgical care. The ICD-10 nature of injury codes set included in this report are from the Injury and Poisoning chapter of ICD-10 and include S00-T78, T90-T98. This set of codes excludes adverse effects and complications. The nature of injury codes are used exclusively for multiple cause classification and are never used as underlying cause codes (10,22).

The nature of injury codes are grouped in this report by body region using a categorization very similar to the blocks of codes designated within the Injury and Poisoning chapter of ICD-10. It is also desirable to have the body region cross-classified by nature of injury. The Barell Injury Diagnosis Matrix does this for the Clinical Modification of ICD-9 (ICD-9-CM) (23) but the translation has not yet been finalized for ICD-10 (see “Future developments in the study of injury mortality” under “Discussion”).

An important consideration in the analysis of nature of injury codes in the multiple cause data is whether the data should be analyzed according to *any* mention or *total* mentions of a particular diagnosis. In this report, nature of injury data is tabulated both by the number of deaths with any mention of a particular condition (“any mention”) and by the total number of times a condition was mentioned (“total mentions”). Any mention of a diagnosis is appropriate when describing the types of injuries sustained by a specific cause. For example, any mention should be used to describe the proportion of firearm deaths involving trauma to the head or the proportion of deaths involving poisoning by narcotics. In these cases, it is relevant to know that at least one head trauma was sustained or at least one type of narcotic

**Table C. External cause of injury mortality matrix**

| Mechanism of death (Based on the <i>International Classification of Diseases, Tenth Revision, 1992</i> ) | Intent of death (Based on the <i>International Classification of Diseases, Tenth Revision, 1992</i> )  |  |                      |                                  |                       |                             |
|--|--|--|----------------------|----------------------------------|-----------------------|-----------------------------|
|  | All injury   | Unintentional  | Suicide              | Homicide                         | Undetermined          | Legal intervention/war      |
| All injury . . . . .   | *U01–*U03, V01–Y36, Y85–Y87, Y89   | V01–X59, Y85–Y86   | *U03, X60–X84, Y87.0 | *U01–*U02, X85–Y09, Y87.1        | Y10–Y34, Y87.2, Y89.9 | Y35–Y36, Y89[.0,.1]         |
| # Cut/pierce . . . . .   | W25–W29, W45, X78, X99, Y28, Y35.4   | W25–W29, W45   | X78                  | X99                              | Y28                   | Y35.4                       |
| # Drowning . . . . .   | W65–W74, X71, X92, Y21   | W65–W74  | X71                  | X92                              | Y21                   | ...                         |
| # Fall . . . . .   | W00–W19, X80, Y01, Y30   | W00–W19  | X80                  | Y01                              | Y30                   | ...                         |
| # Fire/hot object or substance . . . . .   | *U01.3, X00–X19, X76–X77, X97–X98, Y26–Y27, Y36.3  | X00–X19  | X76–X77              | *U01.3, X97–X98                  | Y26–Y27               | Y36.3                       |
| Fire/flame . . . . .   | X00–X09, X76, X97, Y26   | X00–X09  | X76                  | X97                              | Y26                   | ...                         |
| Hot object/substance . . . . .   | X10–X19, X77, X98, Y27   | X10–X19  | X77                  | X98                              | Y27                   | ...                         |
| # Firearm . . . . .  | *U01.4, W32–W34, X72–X74, X93–X95, Y22–Y24, Y35.0  | W32–W34  | X72–X74              | *U01.4, X93–X95                  | Y22–Y24               | Y35.0                       |
| # Machinery . . . . .  | W24, W30–W31   | W24, W30–W31   | ...                  | ...                              | ...                   | ...                         |
| All transport . . . . .  | *U01.1, V01–V99, X82, Y03, Y32, Y36.1  | V01–V99  | X82                  | *U01.1, Y03                      | Y32                   | Y36.1                       |
| # Motor vehicle traffic . . . . .  | V02–V04[.1,.9], V09.2, V12–V14[.3–.9], V19[.4–.6], V20–V28[.3–.9], V29–V79[.4–.9], V80[.3–.5], V81.1, V82.1, V83–V86[.0–.3], V87[.0–.8], V89.2 | V02–V04[.1,.9], V09.2, V12–V14[.3–.9], V19[.4–.6], V20–V28[.3–.9], V29–V79[.4–.9], V80[.3–.5], V81.1, V82.1, V83–V86[.0–.3], V87[.0–.8], V89.2 | ...                  | ...                              | ...                   | ...                         |
| Occupant . . . . .   | V30–V79[.4–.9], V83–V86[.0–.3]   | V30–V79[.4–.9], V83–V86[.0–.3]   | ...                  | ...                              | ...                   | ...                         |
| Motorcyclist . . . . .   | V20–V28[.3–.9], V29[.4–.9]   | V20–V28[.3–.9], V29[.4–.9]   | ...                  | ...                              | ...                   | ...                         |
| Pedal cyclist . . . . .  | V12–V14[.3–.9], V19[.4–.6]   | V12–V14[.3–.9], V19[.4–.6]   | ...                  | ...                              | ...                   | ...                         |
| Pedestrian . . . . .   | V02–V04[.1,.9], V09.2  | V02–V04[.1,.9], V09.2  | ...                  | ...                              | ...                   | ...                         |
| Other . . . . .  | V80[.3–.5], V81.1, V82.1   | V80[.3–.5], V81.1, V82.1   | ...                  | ...                              | ...                   | ...                         |
| Unspecified . . . . .  | V87[.0–.8], V89.2  | V87[.0–.8], V89.2  | ...                  | ...                              | ...                   | ...                         |
| # Pedal cyclist, other . . . . .   | V10–V11, V12–V14[.0–.2], V15–V18, V19[.0–.3,.8,.9]   | V10–V11, V12–V14[.0–.2], V15–V18, V19[.0–.3,.8,.9]   | ...                  | ...                              | ...                   | ...                         |
| # Pedestrian, other . . . . .  | V01, V02–V04[.0], V05, V06, V09[.0.1,.3,.9]  | V01, V02–V04[.0], V05, V06, V09[.0.1,.3,.9]  | ...                  | ...                              | ...                   | ...                         |
| Other land transport . . . . .   | V20–V28[.0–.2], V29–V79[.0–.3], V80[.0–.2,.6–.9], V81–V82[.0.2–.9], V83–V86[.4–.9], V87.9, V88[.0–.9], V89[.0.1,.3,.9], X82, Y03, Y32          | V20–V28[.0–.2], V29–V79[.0–.3], V80[.0–.2,.6–.9], V81–V82[.0.2–.9], V83–V86[.4–.9], V87.9, V88[.0–.9], V89[.0.1,.3,.9]                         | X82                  | Y03                              | Y32                   | ...                         |
| Other transport . . . . .  | *U01.1, V90–V99, Y36.1   | V90–V99  | ...                  | *U01.1                           | ...                   | Y36.1                       |
| # Natural/environmental . . . . .  | W42–W43, W53–W64, W92–W99, X20–X39, X51–X57  | W42–W43, W53–W64, W92–W99, X20–X39, X51–X57  | ...                  | ...                              | ...                   | ...                         |
| # Overexertion . . . . .   | X50  | X50  | ...                  | ...                              | ...                   | ...                         |
| # Poisoning . . . . .  | *U01[.6–.7], X40–X49, X60–X69, X85–X90, Y10–Y19, Y35.2   | X40–X49  | X60–X69              | *U01[.6–.7], X85–X90             | Y10–Y19               | Y35.2                       |
| # Struck by or against . . . . .   | W20–W22, W50–W52, X79, Y00, Y04, Y29, Y35.3  | W20–W22, W50–W52   | X79                  | Y00, Y04                         | Y29                   | Y35.3                       |
| # Suffocation . . . . .  | W75–W84, X70, X91, Y20   | W75–W84  | X70                  | X91                              | Y20                   | ...                         |
| Other specified, classifiable . . . . .  | *U01[.0.2,.5], *U03.0, W23, W35–W41, W44, W49, W85–W91, X75, X81, X96, Y02, Y05–Y07, Y25, Y31, Y35[.1,.5], Y36[.0.2,.4–.8], Y85                | W23, W35–W41, W44, W49, W85–W91, Y85   | *U03.0, X75, X81     | *U01[.0.2,.5], X96, Y02, Y05–Y07 | Y25, Y31              | Y35[.1,.5], Y36[.0.2,.4–.8] |
| Other specified, not elsewhere classified . . . . .  | *U01.8, *U02, X58, X83, X08, Y33, Y35.6, Y86–Y87, Y89[.0–.1]   | X58, Y86   | X83, Y87.0           | *U01.8, *U02, Y08, Y87.1         | Y33, Y87.2            | Y35.6, Y89[.0–.1]           |
| Unspecified . . . . .  | *U01.9, *U03.9, X59, X84, Y09, Y34, Y35.7, Y36.9, Y89.9  | X59  | *U03.9, X84          | *U01.9, Y09                      | Y34, Y89.9            | Y35.7, Y36.9                |

... Category not applicable.

NOTE: The causes designated by # are ranked to determine leading mechanisms of injury.

was involved. The total number of mentions is appropriate when counting the number of injuries sustained, particularly when looking at groups of codes rather than individual codes. More than one code in a range of codes may be appropriate to describe the injuries sustained by a particular decedent. For example, a decedent with a skull fracture and an intracranial injury to the brain has two head injuries, both of which should be counted when calculating the average number of head injuries sustained for a particular cause or mechanism of death.

No standard methodology currently exists for selecting a main or primary injury, or for selecting the most severe injury when more than one injury condition is listed on the death certificate. Selection guidelines are currently being developed, under the auspices of the ICE on Injury Statistics and the Mortality Reference Group, an international committee that makes decisions on the application and interpretation of the ICD as it relates to mortality (24).

### Classification of terrorism-related deaths

Deaths that occurred as the result of the terrorist attacks on September 11, 2001, are classified using a new set of codes and guidelines developed by NCHS within the framework of ICD-10 (25,26). The codes developed include \*U01–\*U02 for terrorism involving an assault (homicide) and \*U03 for terrorism involving intentional self-harm (suicide). More detail regarding the structure of the codes and inclusion terms is available at <http://www.cdc.gov/nchs/about/otheract/icd9/appendix1.htm>. The asterisk (\*) preceding these codes indicates that the code was introduced by the United States, but is not officially part of the ICD. The codes were placed in the “U” chapter of ICD-10 as this chapter was reserved specifically for “future additions and changes and for possible interim classifications to solve difficulties arising at the national and international levels between revisions (10).” To maintain international comparability in reporting homicide and suicide rates, terrorist assaults and/or homicides (\*U01–\*U02) are included in general tabulations with other homicides (\*U01–\*U02, X85–Y09, Y87.1) and terrorist intentional self-harm and/or suicides (\*U03) are included with suicides (\*U03, X60–X84, Y87.0). See the “Technical Notes” for more information.

## Results

In 2001, 157,078 resident deaths occurred as the result of injuries (tables D and 1), a rate of 55.2 deaths per 100,000 population. The age-adjusted death rate for all injuries in 2001 was

55.1 deaths per 100,000 U.S. standard population, an increase of 4.4 percent from the age-adjusted rate (52.8) in 2000 (table D).

### Age and sex

Injury mortality in 2001 showed three different age-specific patterns (figure 1 and tables 10 and 11). The first is for the population under 18 years of age. The distribution is “U” shaped with rates nearly as high for infants (34.5 deaths per 100,000 population) as for those 16 years of age (40.2 per 100,000). Within this group, the injury death rates ranged from lows of 6.4 per 100,000 for children 10 years old to 52.7 per 100,000 for teenagers 17 years of age. Among infants and children under 12 years, injury death rates for males were less than twice the rates for females. From ages 10–17 years, the death rates for males increased 8-fold and the rates for females increased 5.5-fold; the mortality sex ratio, which is the ratio of the rate for males to the rate for females, increased from 1.8 to 2.6:1.

The second age group, persons 18–74 years of age, had rates ranging from a high of 76.9 per 100,000 at 21 years of age to a low of 44.5 per 100,000 at age 64 years (figure 1). The mortality sex ratios were larger for persons aged 18–31 years than for all other ages, with rates for males 3.5 to 4.6 times the rates for females.

The third age group, persons 75 years of age and over, had the highest injury death rates. The rates within this group increased steadily with age (figure 1). The death rate for persons aged 75 years was 84.2 deaths per 100,000 population. The death rate for persons aged 85 years and over was the highest of any age at 297.3. Rates for males aged 75 years and over were 1.7 to 2.3 times the rates for females in that age group.

### Race, ethnicity, and sex

The age-adjusted injury death rates were higher for the American Indian and Alaska Native (AIAN) (70.6 per 100,000) and for the non-Hispanic black populations (67.6 per 100,000) than for the non-Hispanic white (54.4 per 100,000), Hispanic (45.6 per 100,000), and Asian and Pacific Islander (API) (27.6 per 100,000) populations (tables 8 and 9). Age-adjusted injury death rates for non-Hispanic black males and Hispanic males were about three times the rates for females in these groups. The age-adjusted rates for non-Hispanic white males, API males, and AIAN males were twice the rates for females in these groups.

**Table D. Injury deaths, percent of total injury deaths, death rates, and age-adjusted death rates for 2001 and percent change in age-adjusted death rates from 2000 to 2001**

| Cause of death (Based on the <i>International Classification of Diseases, Tenth Revision, 1992</i> ) | Number  | Percent | Death rate | Age-adjusted death rate |      |                          |
|--|---------|---------|------------|-------------------------|------|--------------------------|
|  |         |         |            | 2001                    | 2000 | Percent change 2000–2001 |
| All injury . . . . . (*U01–*U03, V01–Y36, Y85–Y87, Y89)  | 157,078 | 100.0   | 55.2       | 55.1                    | 52.8 | 4.4                      |
| Unintentional . . . . . (V01–X59, Y85–Y86)   | 101,537 | 64.6    | 35.7       | 35.7                    | 34.9 | 2.3                      |
| Suicide . . . . . (*U03, X60–X84, Y87.0)   | 30,622  | 19.5    | 10.8       | 10.7                    | 10.4 | 2.9                      |
| Homicide . . . . . (*U01–*U02, X85–Y09, Y87.1)   | 20,308  | 12.9    | 7.1        | 7.1                     | 5.9  | 20.3                     |
| Undetermined . . . . . (Y10–Y34, Y87.2, Y89.9)   | 4,198   | 2.7     | 1.5        | 1.5                     | 1.3  | 15.4                     |
| Legal intervention/war . . . . . (Y35–Y36, Y89[.0,.1])   | 413     | 0.3     | 0.1        | 0.2                     | 0.1  | 100.0                    |

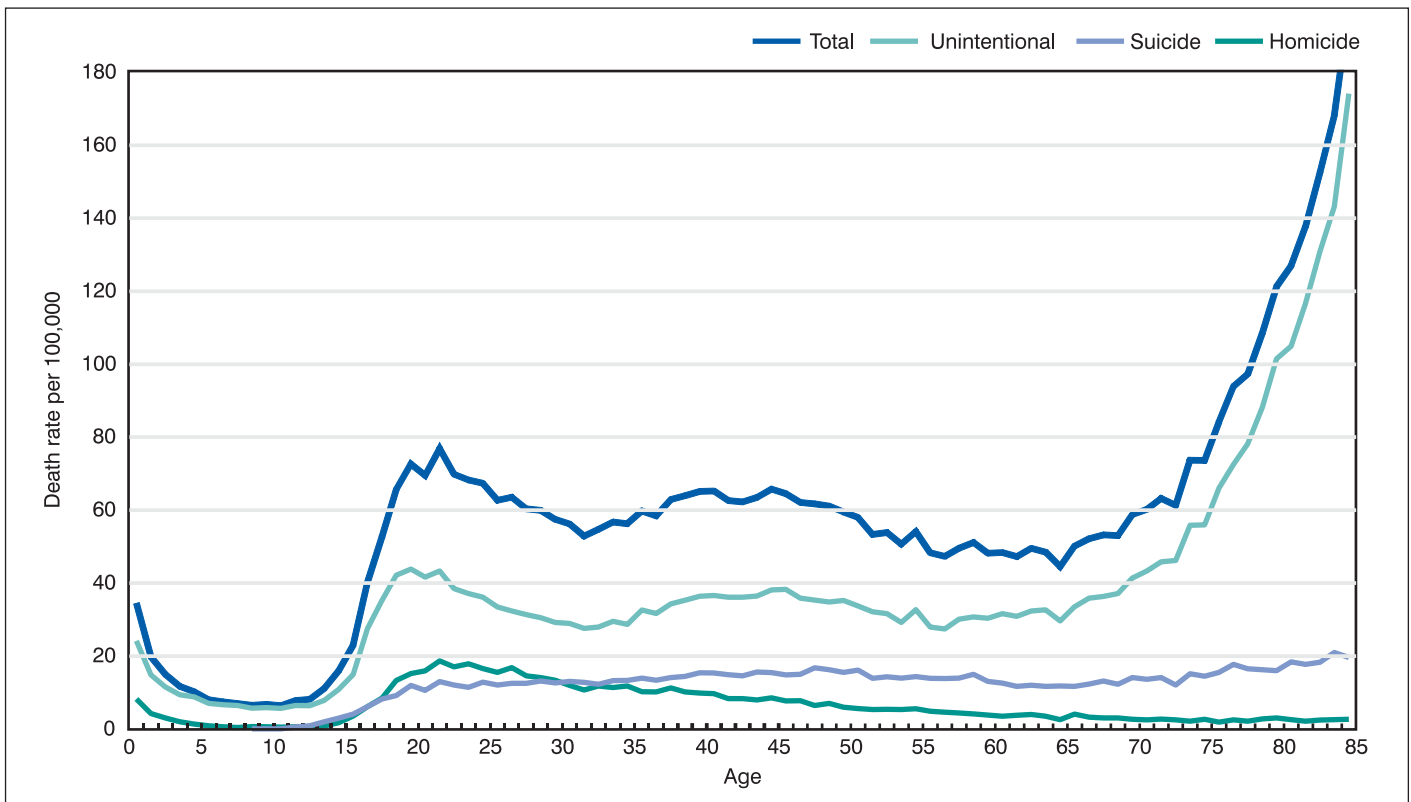


Figure 1. Death rates by single years of age and intent of death: United States, 2001

**The external cause matrix**

In 2001 the intent of injury axis of the external cause of injury matrix indicated that 64.6 percent (101,537) of deaths were classified as unintentional, 19.5 percent (30,622) as suicides, 12.9 percent (20,308) as homicides, 2.7 percent (4,198) as of undetermined intent, and 0.3 percent (413) to legal intervention (table E). By the mechanism of injury axis, the five leading mechanisms of injury were: 1) motor vehicle traffic, accounting for 27.0 percent (42,443) of all injury

deaths; 2) firearms, accounting for 18.8 percent (29,573); 3) poisoning, accounting for 14.2 percent (22,242); 4) falls, accounting for 10.0 percent (15,764); and 5) suffocation, accounting for 8.0 percent (12,574). Procedures for ranking leading mechanisms are discussed in the “Technical Notes.” All other mechanisms accounted for 22 percent of injury deaths. The cross-classification of intent by mechanism shows, for example, that 9.0 percent (14,078) of all injury deaths resulted from unintentional poisoning, 7.2 percent (11,348) of

Table E. Leading mechanisms of injury by intent, 2001

| Mechanism of injury   | Intent of injury |         |                                  |         |                              |         |                                      |         |                                     |         |  |         |
|---|------------------|---------|----------------------------------|---------|------------------------------|---------|--------------------------------------|---------|-------------------------------------|---------|--|---------|
|   | All injury       |         | Unintentional (V01–X59, Y85–Y86) |         | Suicide (*U03,X60–X84,Y87.0) |         | Homicide (*U01–*U02, X85–Y09, Y87.1) |         | Undetermined (Y10–Y34, Y87.2,Y89.9) |         | Legal intervention/war (Y35–Y36, Y89[.0,.1]) |         |
|   | Number           | Percent | Number                           | Percent | Number                       | Percent | Number                               | Percent | Number                              | Percent | Number                                       | Percent |
| All injury . . . . .(*U01–*U03,V01–Y36, Y85–Y87,Y89)  | 157,078          | 100.0   | 101,537                          | 64.6    | 30,622                       | 19.5    | 20,308                               | 12.9    | 4,198                               | 2.7     | 413  | 0.3     |
| Motor vehicle traffic . . . (V02–V04[.1,.9],V09.2,V12–V14 [.3–.9],V19[.4–.6],V20–V28[.3–.9],V29–V79[.4–.9],V80[.3–.5],V81.1,V82.1, V83–V86[.0–.3],V87[.0–.8],V89.2) | 42,443           | 27.0    | 42,443                           | 27.0    | ...                          | ...     | ...                                  | ...     | ...                                 | ...     | ...  | ...     |
| Firearm . . . . .(*U01.4,W32–W34,X72–X74, X93–X95,Y22–Y24,Y35.0)  | 29,573           | 18.8    | 802                              | 0.5     | 16,869                       | 10.7    | 11,348                               | 7.2     | 231                                 | 0.1     | 323  | 0.2     |
| Poisoning . . . . .(*U01[.6–.7],X40–X49,X60–X69, X85–X90,Y10–Y19,Y35.2)   | 22,242           | 14.2    | 14,078                           | 9.0     | 5,191                        | 3.3     | 64                                   | 0.0     | 2,909                               | 1.9     | –  | 0.0     |
| Fall . . . . .(W00–W19,X80,Y01,Y30)   | 15,764           | 10.0    | 15,019                           | 9.6     | 651                          | 0.4     | 17                                   | 0.0     | 77                                  | 0.0     | ...  | ...     |
| Suffocation . . . . .(W75–W84,X70,X91,Y20)  | 12,574           | 8.0     | 5,555                            | 3.5     | 6,198                        | 3.9     | 690                                  | 0.4     | 131                                 | 0.1     | ...  | ...     |
| All other . . . . .(residual)   | 34,482           | 22.0    | 23,640                           | 15.0    | 1,713                        | 1.1     | 8,189                                | 5.2     | 850                                 | 0.5     | 90   | 0.1     |

... Category not applicable.  
 – Quantity zero.

all injury deaths were firearm homicides, and 3.9 percent (6,198) were suicides by suffocation (table E). To illustrate the flexibility of the matrix, the following sections of this report are written by intent of injury, by mechanism of injury, and by the grouping of one by the other (intent by mechanism as well as mechanism by intent).

### Terrorism-related deaths

An estimated total of 2,988 deaths resulted from the September 11, 2001, terrorist attacks in New York City, Pennsylvania, and Virginia (table F). This figure differs from that published in Deaths: Final data for 2001 (7). In October 2003, the estimated total number of terrorism deaths for New York City was lowered by 40. To date, a total of 2,957 U.S. death certificates have been issued for those who died during the attacks; 2,927 of these were issued for U.S. residents. Four death certificates were issued for terrorists and are classified as suicides. One certificate was issued for a death that occurred in New Jersey in 2002 as a consequence of the attacks. Tables presented in this report (with the exception of table F) include only deaths occurring in 2001 to U.S. residents for whom death certificates were filed; see the "Technical Notes." Table G shows the number of deaths by State of residence.

Table H shows U.S. resident deaths classified as homicides due to the terrorist attacks on September 11, 2001, by race, Hispanic origin, sex, and age. Table H can be used to examine the impact of the terrorist attacks on the 20.3 percent increase in the homicide rate from 2000 to 2001. Excluding the 2,922 terrorist-related homicide deaths from all homicides results in an age-adjusted death rate of 6.1 per 100,000 U.S. standard population, an increase of 3.4 percent from 2000 to 2001 (figure 2). Thus, even though the terrorist attacks were responsible for most of the total increase in the relative risk of homicide, the risk of non-terrorist-related homicide also increased, ending the downward trend that began in 1991.

### Intent of injury death

The age-adjusted death rate increased from 2000 to 2001 for each of the intent categories (table D). Of particular note, the age-adjusted death rate for homicide increased by 20.3 percent between 2000 and 2001. This substantial increase in the homicide rate is primarily the result of the September 11, 2001, terrorist attacks that added 2,922 certified resident deaths to the homicide category

**Table G. Deaths from terrorism on September 11, 2001, by State of residence**

| State of residence             | Total deaths<br>(*U01-*U03) | Homicide<br>(*U01-*U02) | Suicide<br>(*U03) |
|--------------------------------|-----------------------------|-------------------------|-------------------|
| United States . . . . .        | 2,926                       | 2,922                   | 4                 |
| Alabama . . . . .              | —                           | —                       | —                 |
| Alaska . . . . .               | —                           | —                       | —                 |
| Arizona . . . . .              | 2                           | 2                       | —                 |
| Arkansas . . . . .             | —                           | —                       | —                 |
| California . . . . .           | 45                          | 45                      | —                 |
| Colorado . . . . .             | 3                           | 3                       | —                 |
| Connecticut . . . . .          | 63                          | 63                      | —                 |
| Delaware . . . . .             | 1                           | 1                       | —                 |
| District of Columbia . . . . . | 15                          | 15                      | —                 |
| Florida . . . . .              | 3                           | 3                       | —                 |
| Georgia . . . . .              | 4                           | 4                       | —                 |
| Hawaii . . . . .               | 2                           | 2                       | —                 |
| Idaho . . . . .                | —                           | —                       | —                 |
| Illinois . . . . .             | 10                          | 10                      | —                 |
| Indiana . . . . .              | 1                           | 1                       | —                 |
| Iowa . . . . .                 | —                           | —                       | —                 |
| Kansas . . . . .               | —                           | —                       | —                 |
| Kentucky . . . . .             | 1                           | 1                       | —                 |
| Louisiana . . . . .            | 2                           | 2                       | —                 |
| Maine . . . . .                | 3                           | 3                       | —                 |
| Maryland . . . . .             | 50                          | 50                      | —                 |
| Massachusetts . . . . .        | 91                          | 91                      | —                 |
| Michigan . . . . .             | 3                           | 3                       | —                 |
| Minnesota . . . . .            | —                           | —                       | —                 |
| Mississippi . . . . .          | —                           | —                       | —                 |
| Missouri . . . . .             | 2                           | 2                       | —                 |
| Montana . . . . .              | —                           | —                       | —                 |
| Nebraska . . . . .             | —                           | —                       | —                 |
| Nevada . . . . .               | 2                           | 2                       | —                 |
| New Hampshire . . . . .        | 9                           | 9                       | —                 |
| New Jersey . . . . .           | 692                         | 692                     | —                 |
| New Mexico . . . . .           | 1                           | 1                       | —                 |
| New York . . . . .             | 1,774                       | 1,774                   | —                 |
| North Carolina . . . . .       | 1                           | 1                       | —                 |
| North Dakota . . . . .         | —                           | —                       | —                 |
| Ohio . . . . .                 | 1                           | 1                       | —                 |
| Oklahoma . . . . .             | —                           | —                       | —                 |
| Oregon . . . . .               | —                           | —                       | —                 |
| Pennsylvania . . . . .         | 32                          | 28                      | 4                 |
| Rhode Island . . . . .         | 5                           | 5                       | —                 |
| South Carolina . . . . .       | —                           | —                       | —                 |
| South Dakota . . . . .         | —                           | —                       | —                 |
| Tennessee . . . . .            | 1                           | 1                       | —                 |
| Texas . . . . .                | 2                           | 2                       | —                 |
| Utah . . . . .                 | 1                           | 1                       | —                 |
| Vermont . . . . .              | —                           | —                       | —                 |
| Virginia . . . . .             | 104                         | 104                     | —                 |
| Washington . . . . .           | —                           | —                       | —                 |
| West . . . . .                 | —                           | —                       | —                 |
| Virginia . . . . .             | —                           | —                       | —                 |
| Wisconsin . . . . .            | —                           | —                       | —                 |
| Wyoming . . . . .              | —                           | —                       | —                 |

— Quantity zero.

for 2001. The age-adjusted suicide rate increased 2.9 percent between 2000 and 2001. The age-adjusted death rate for unintentional injuries increased 2.3 percent during the same period.

*Age and sex by intent*—Across all ages, age-specific unintentional injury death rates are higher than suicide or homicide rates (figure 1 and tables 3 and 11). Ranking of homicide and suicide rates, on the other hand, fluctuates for ages under 30 years. For children under age 11 years, suicide rates are either not reported or are not statistically reliable; at ages 12–15 years rates for suicide exceed rates for homici-

**Table F. Deaths from terrorism on September 11, 2001**

| State of occurrence               | Estimated total deaths | Death certificates issued<br>(as of October 24, 2002) |                |
|-----------------------------------|------------------------|---|----------------|
|                                   |                        | Total   | U.S. residents |
| All States . . . . .              | 2,988                  | 2,957   | 2,927          |
| New York City . . . . .           | 2,752 <sup>1</sup>     | 2,732   | 2,705          |
| Virginia . . . . .                | 189                    | 178   | 177            |
| Pennsylvania . . . . .            | 44                     | 44  | 42             |
| Massachusetts . . . . .           | 1                      | 1   | 1              |
| Missouri . . . . .                | 1                      | 1   | 1              |
| New Jersey <sup>2</sup> . . . . . | 1                      | 1   | 1              |

<sup>1</sup>Figure differs from that published in "Deaths: Final data for 2001." In October 2003 the estimated total number of deaths for New York City was lowered by 40.

<sup>2</sup>Death occurred in 2002.

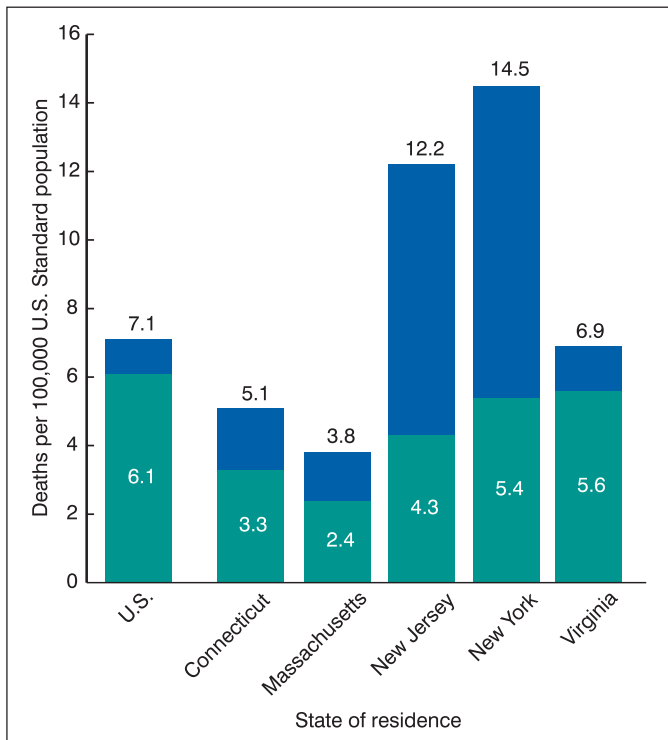


**Table H. U.S. resident homicide deaths from terrorism on September 11, 2001, by race, Hispanic origin, sex, and age**

[Figures do not include 4 terrorist deaths classified as suicides, see "Technical Notes"]

| Race, Hispanic origin, and sex   | All ages | Under 1 year | 1-4 years | 5-9 years | 10-14 years | 15-19 years | 20-24 years | 25-34 years | 35-44 years | 45-54 years | 55-64 years | 65 years and over | 65-74 years | 75-84 years | 85 years and over |
|----------------------------------|----------|--------------|-----------|-----------|-------------|-------------|-------------|-------------|-------------|-------------|-------------|-------------------|-------------|-------------|-------------------|
| Total                            | 2,922    | -            | 3         | 1         | 3           | 2           | 114         | 822         | 1,048       | 629         | 249         | 51                | 42          | 8           | 1                 |
| Male                             | 2,220    | -            | 1         | -         | 2           | 2           | 75          | 619         | 839         | 473         | 175         | 34                | 30          | 3           | 1                 |
| Female                           | 702      | -            | 2         | 1         | 1           | -           | 39          | 203         | 209         | 156         | 74          | 17                | 12          | 5           | -                 |
| Non-Hispanic                     | 2,562    | -            | 3         | 1         | 3           | 2           | 90          | 702         | 935         | 557         | 221         | 48                | 39          | 8           | 1                 |
| Male                             | 1,968    | -            | 1         | -         | 2           | 2           | 58          | 545         | 749         | 422         | 158         | 31                | 27          | 3           | 1                 |
| Female                           | 594      | -            | 2         | 1         | 1           | -           | 32          | 157         | 186         | 135         | 63          | 17                | 12          | 5           | -                 |
| Hispanic                         | 265      | -            | -         | -         | -           | -           | 19          | 86          | 86          | 53          | 18          | 3                 | 3           | -           | -                 |
| Male                             | 181      | -            | -         | -         | -           | -           | 13          | 51          | 67          | 35          | 12          | 3                 | 3           | -           | -                 |
| Female                           | 84       | -            | -         | -         | -           | -           | 6           | 35          | 19          | 18          | 6           | -                 | -           | -           | -                 |
| White                            | 2,461    | -            | 2         | 1         | -           | 1           | 92          | 683         | 886         | 536         | 214         | 46                | 38          | 7           | 1                 |
| Male                             | 1,927    | -            | 1         | -         | -           | 1           | 63          | 528         | 740         | 409         | 153         | 32                | 29          | 2           | 1                 |
| Female                           | 534      | -            | 1         | 1         | -           | -           | 29          | 155         | 146         | 127         | 61          | 14                | 9           | 5           | -                 |
| Non-Hispanic white               | 2,117    | -            | 2         | 1         | -           | 1           | 70          | 568         | 778         | 466         | 188         | 43                | 35          | 7           | 1                 |
| Male                             | 1,685    | -            | 1         | -         | -           | 1           | 47          | 458         | 652         | 360         | 137         | 29                | 26          | 2           | 1                 |
| Female                           | 432      | -            | 1         | 1         | -           | -           | 23          | 110         | 126         | 106         | 51          | 14                | 9           | 5           | -                 |
| Black                            | 279      | -            | -         | -         | 3           | -           | 10          | 69          | 106         | 64          | 22          | 5                 | 4           | 1           | -                 |
| Male                             | 165      | -            | -         | -         | 2           | -           | 5           | 46          | 60          | 38          | 12          | 2                 | 1           | 1           | -                 |
| Female                           | 114      | -            | -         | -         | 1           | -           | 5           | 23          | 46          | 26          | 10          | 3                 | 3           | -           | -                 |
| Non-Hispanic black               | 264      | -            | -         | -         | 3           | -           | 8           | 65          | 101         | 62          | 20          | 5                 | 4           | 1           | -                 |
| Male                             | 156      | -            | -         | -         | 2           | -           | 4           | 43          | 58          | 36          | 11          | 2                 | 1           | 1           | -                 |
| Female                           | 108      | -            | -         | -         | 1           | -           | 4           | 22          | 43          | 26          | 9           | 3                 | 3           | -           | -                 |
| American Indian or Alaska Native | 1        | -            | -         | -         | -           | -           | -           | 1           | -           | -           | -           | -                 | -           | -           | -                 |
| Male                             | -        | -            | -         | -         | -           | -           | -           | -           | -           | -           | -           | -                 | -           | -           | -                 |
| Female                           | 1        | -            | -         | -         | -           | -           | -           | 1           | -           | -           | -           | -                 | -           | -           | -                 |
| Asian or Pacific Islander        | 181      | -            | 1         | -         | -           | 1           | 12          | 69          | 56          | 29          | 13          | -                 | -           | -           | -                 |
| Male                             | 128      | -            | -         | -         | -           | 1           | 7           | 45          | 39          | 26          | 10          | -                 | -           | -           | -                 |
| Female                           | 53       | -            | 1         | -         | -           | -           | 5           | 24          | 17          | 3           | 3           | -                 | -           | -           | -                 |

- Quantity zero.



**Figure 2. Age-adjusted death rates for homicide including and excluding September 11, 2001, deaths due to terrorism: United States and selected States, 2001**

cide; at ages 16-29 years homicide rates are higher than suicide rates with the largest differences at ages 20-23 years; and from age 30 years onward, suicide rates exceed homicide rates and the magnitude of the difference increases with age.

Unintentional injury death rates were distributed by age in a pattern similar to the overall injury death rates (figure 1 and table 11). The distribution for those under 18 years of age was "U" shaped with rates nearly as high for infants (24.2 deaths per 100,000 population) as for those 16 years of age (27.6 per 100,000); death rates were lowest for children aged 6-12 years with rates ranging between 5.7 to 6.7 per 100,000. Those 18-70 years of age had rates ranging from a low of 27.5 per 100,000 at 56 years to 43.9 per 100,000 at 19 years of age. Those aged 71 years and over had the highest unintentional injury death rates ranging from 45.9 per 100,000 at age 71 years to 276.4 per 100,000 for those 85 years and over. The unintentional injury death rates for males aged 18-64 years were 2.0 to 3.9 times the rates for females.

Suicide rates by age increased rapidly from 0.6 per 100,000 population at age 11 years to 12.0 per 100,000 at age 19 years and with relatively small changes from ages 20 to 75 years (10.6-16.8 per 100,000) (figure 1 and table 11). For those aged 76 years and over, the suicide rate ranged from 17.5 to 21.0 per 100,000 population. The largest difference in suicide rates between sexes was for those aged 74 years and over, with rates for males 6 to 15 times the rates for females.

Homicides were distributed by age in a pattern similar to the overall injuries for the younger ages (figure 1 and table 11). The rates for ages under 18 years were "U" shaped with rates nearly as high for infants

(8.2 per 100,000) as for 17 year olds (8.5 per 100,000). Homicide rates were highest among persons 18–29 years of age, with a peak at age 21 years (18.7 per 100,000). The rates for those aged 30 years and over decreased with age, from 12 per 100,000 for those aged 30 years to rates of 2 to 3 per 100,000 for persons aged 75 years and over. Male homicide rates were higher than rates for females until the age of 66 years when there are relatively few homicides overall and the rates become unstable. The largest difference in homicide rates between the sexes was for those 18–21 years of age with rates for males six to seven times the rate for females.

*Race and ethnicity by intent*—For the non-Hispanic white and American Indian or Alaska Native (AIAN) populations, unintentional injury deaths accounted for 67.2 and 69.9 percent of all injury deaths, respectively; for the Asian or Pacific Islander (API) and Hispanic populations, 58.5 and 63.3 percent of injury deaths were unintentional (tables 4 and 5). For the non-Hispanic black population, unintentional injuries accounted for 53.4 percent of injury deaths. In 2001 the AIAN population had the highest age-adjusted unintentional injury death rate at 51.3 followed by the non-Hispanic black (38.3), non-Hispanic white (36.2), Hispanic (30.7), and API (17.4) populations (tables 8 and 9).

Suicides accounted for 22.8 and 21.2 percent of all injury deaths for the non-Hispanic white and API populations, respectively (tables 4 and 5). For the AIAN and Hispanic populations, suicides were 16.5 and 12.3 percent of all injury deaths. For the non-Hispanic black population, suicides accounted for only 8.3 percent of all injury deaths. The age-adjusted suicide rates for the non-Hispanic black, Hispanics, and API populations (5.4 to 5.7) were similar and were about one-half of the rate for the non-Hispanic white population (12.5). The AIAN population had the second highest rate of suicide (10.5).

For the non-Hispanic black population, homicides accounted for 35.2 percent of all injury deaths (table 4). For the Hispanic and API populations, the percent was 22.1 and 18.1 percent, respectively (tables 4 and 5). For the AIAN and non-Hispanic white populations, homicides were only 10.8 and 7.0 percent of all injury deaths. The highest age-adjusted homicide rate was for the non-Hispanic black population (21.7), more than 5 times the rates for the non-Hispanic white and API populations, respectively, and about 3 times that for the AIAN and Hispanic populations.

## Mechanism of injury death

*Leading mechanisms*—In 2001 the five leading mechanisms of injury death were motor vehicle traffic, firearms, poisonings, falls, and suffocations, accounting for 78 percent of all injury deaths (table J). Motor vehicle traffic-related injuries resulted in 42,443 deaths in 2001, accounting for 27.0 percent of all injury deaths. The age-adjusted death rate for motor vehicle traffic-related injuries remained unchanged from 2000 to 2001 at 14.9 per 100,000 U.S. standard population.

In 2001, 29,573 persons died from firearm injuries in the United States, accounting for 18.8 percent of all injury deaths in 2001. Firearm suicide and firearm homicide accounted for 57 and 38.4 percent, respectively, of all firearm injury deaths in 2001. Between 2000 and 2001, the age-adjusted death rate for firearm injuries increased slightly from 10.2 per 100,000 U.S. standard population to 10.3, although the increase was not statistically significant.

In 2001, 22,242 deaths occurred as the result of poisonings, 14.2 percent of all injury deaths in 2001. The majority of poisoning

deaths were either unintentional (63.3 percent) or suicides (23.3 percent). However, poisonings of undetermined intent comprised a substantial proportion (13.1 percent) of all poisoning deaths. From 2000 to 2001, the age-adjusted death rate due to poisoning increased by 8.3 percent from 7.2 per 100,000 U.S. standard population to 7.8.

In 2001, 15,764 persons died as the result of falls, 10.0 percent of all injury deaths. The overwhelming majority (95.3 percent) of fall-related deaths were unintentional. From 2000 to 2001, the age-adjusted death rate for falls increased by 9.8 percent from 5.1 per 100,000 U.S. standard population to 5.6.

Suffocation accounted for 12,574 deaths in 2001, 8.0 percent of total injury deaths. More than 90 percent of all deaths involving suffocation were either suicides (49.3 percent) or unintentional (44.2 percent). For suffocation, a slight, but not statistically significant increase in the age-adjusted death rate from 2000 to 2001 was noted.

*Leading mechanisms by intent and age*—The leading mechanisms of unintentional injury for all ages were motor vehicle traffic related injuries (41.8 percent), falls (14.8 percent), and poisoning (13.9 percent). The leading mechanisms varied by age group (tables 2 and 3):

- Suffocation was the leading mechanism of unintentional injury death among infants.
- Motor vehicle traffic related injuries were the leading mechanism of unintentional injury deaths among those in age groups 1–4 years to 65–74 years of age. Motor vehicle traffic related injuries were the second and third leading mechanisms of unintentional injury deaths among those aged 75–84 and 85 years and over, respectively.
- Drowning was the second leading mechanism of unintentional injury deaths among 1–4 year olds.
- Poisoning was the second leading mechanism of unintentional injury deaths among age groups 15–24 years to 45–54 years of age.
- Falls were the leading mechanism of unintentional injury deaths among those aged 75–84 years and 85 years and over. Falls were the second leading mechanism of unintentional injury deaths among those aged 65–74 years.

The leading mechanisms of suicide for all ages were firearms (55 percent), suffocation (20 percent), and poisoning (17 percent) and they varied by age group (table 2):

- Firearms were the leading mechanism of suicide among persons aged 15 years and over. Firearms accounted for the majority of the suicides for adults and for over 70 percent of the suicides among persons aged 65 years and over. They were the second leading mechanism among those aged 10–14 years.
- Suffocation was the leading mechanism of suicide among those aged 10–14 years and was the second leading mechanism among those aged 15–19 years to 25–34 years.
- Poisoning and suffocation were the second and third leading mechanisms of suicide among those aged 35–44, 45–54, and 55–64 years.

In 2001 the leading mechanisms of homicide for all ages were firearms (55 percent) and cut and/or pierce (10 percent). In addition, a substantial number of homicides were classified to the “other transport” category (14 percent). All of the “other transport” deaths

**Table J. Deaths, percent of total deaths, death rates, and age-adjusted death rates for 2001 and percent change in age-adjusted death rates from 2000 to 2001 for the five leading mechanisms of injury death: United States, 2001**

[Rates per 100,000 population; age-adjusted rates per 100,000 U.S. standard population; see "Technical Notes." Figure(s) in brackets [ ] applies to the code or range of codes preceding it. For explanation of asterisks (\*) preceding cause-of-death codes, see "Technical Notes"]

| Rank <sup>1</sup> | Mechanism of injury death<br>(Based on the <i>Tenth Revision</i> ,<br><i>International Classification of Diseases</i> , 1992)   | Number  | Percent | Death<br>rate | Age-adjusted death rate |      |                                |
|-------------------|---|---------|---------|---------------|-------------------------|------|--------------------------------|
|                   |   |         |         |               | 2001                    | 2000 | Percent<br>change<br>2000–2001 |
| ...               | All injury . . . . . (*U01–*U03,V01–Y36,Y85–Y87,Y89)  | 157,078 | 100.0   | 55.2          | 55.1                    | 52.8 | 4.4                            |
| 1                 | Motor vehicle traffic . . . . . (V02–V04[.1,.9],V09.2,V12–V14[.3–.9],V19[.4–.6],V20–V28<br>[.3–.9],V29–V79[.4–.9],V80[.3–.5],V81.1,V82.1,V83–V86[.0–.3],V87[.0–.8],V89.2) | 42,443  | 27.0    | 14.9          | 14.9                    | 14.9 | 0.0                            |
| 2                 | Firearm . . . . . (*U01.4,W32–W34,X72–X74,X93–X95,Y22–Y24,Y35.0)  | 29,573  | 18.8    | 10.4          | 10.3                    | 10.2 | 1.0                            |
| 3                 | Poisoning . . . . . (*U01[.6–.7],X40–X49,X60–X69,X85–X90,Y10–Y19,Y35.2)   | 22,242  | 14.2    | 7.8           | 7.8                     | 7.2  | 8.3                            |
| 4                 | Fall . . . . . (W00–W19,X80,Y01,Y30)  | 15,764  | 10.0    | 5.5           | 5.6                     | 5.1  | 9.8                            |
| 5                 | Suffocation . . . . . (W75–W84,X70,X91,Y20)   | 12,574  | 8.0     | 4.4           | 4.4                     | 4.3  | 2.3                            |

<sup>1</sup> Rank based on number of deaths; see "Technical Notes."

were related to terrorism. The leading mechanisms of homicide varied by age group:

- Firearms were the leading mechanism of homicide among those aged 5–9 years to 75–84 years.
- Suffocation was the leading mechanism among infants and accounted for 12 percent of the homicides.
- The mechanism of the homicide was not specified on the death certificate in about one-third of the deaths among infants and those aged 1–4 years and in nearly a quarter of the homicides among persons aged 75 years and over.
- Three-quarters of the terrorist-related "other transport" homicides were among males and 85 percent were among persons aged 25–54 years.

*Leading mechanisms by race, ethnicity, and sex*—Race and ethnic differences in injury mortality vary by sex, mechanism, and intent of injury. Tables 4–9 and figure 3 show injury deaths, death rates, and age-adjusted death rates by race, Hispanic origin, and sex for the United States in 2001.

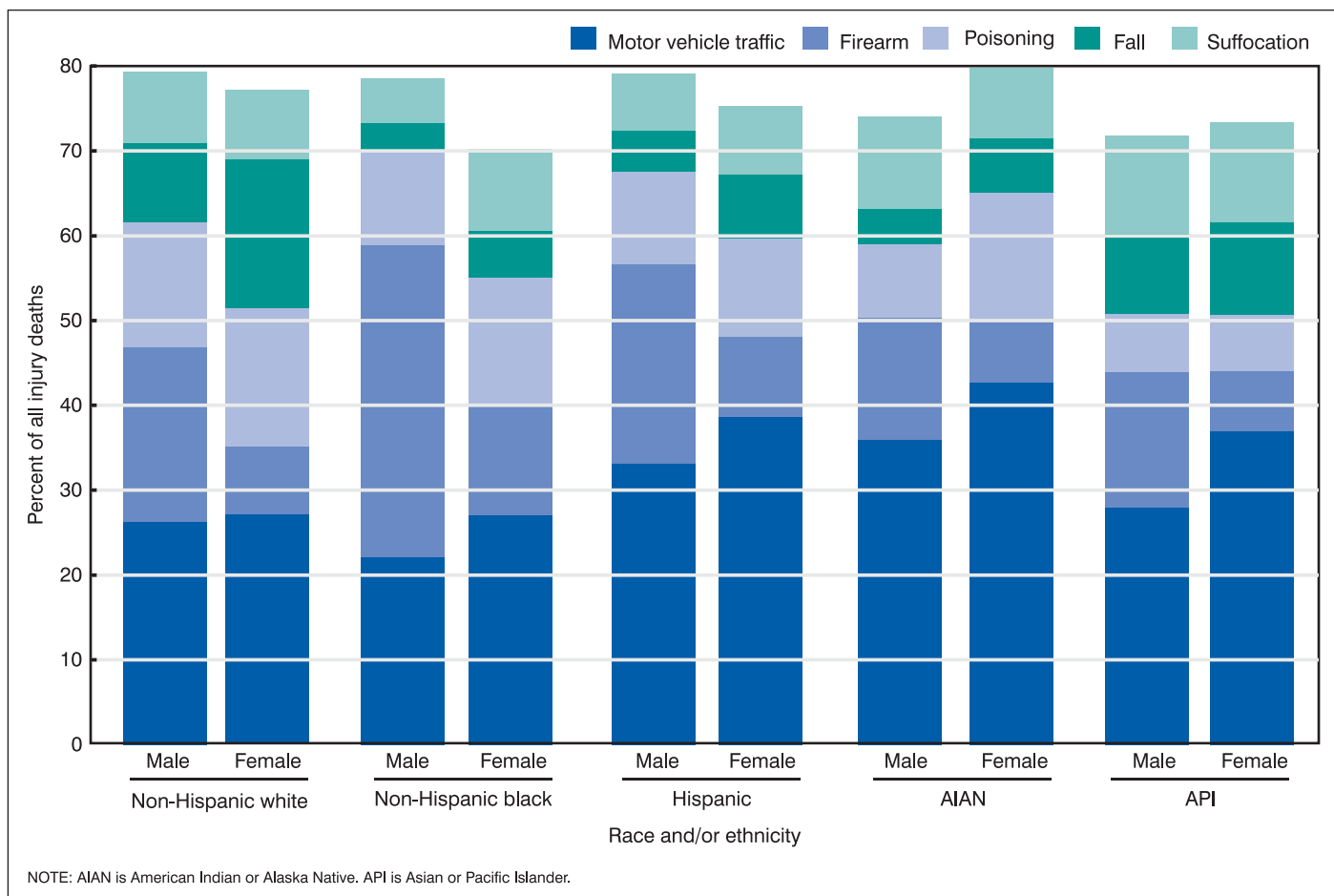
Figure 3 shows the percent distribution of the leading mechanisms of injury death by race and/or ethnicity and sex for 2001 (see also tables 4 and 5). Motor vehicle traffic injury was the leading mechanism of injury death for non-Hispanic white, Hispanic, AIAN, and API males and females as well as for non-Hispanic black females. For non-Hispanic black males, motor vehicle traffic injury was the second leading mechanism. The age-adjusted death rate for motor vehicle traffic injury was highest for the AIAN population (25.0 per 100,000 U.S. standard population) and lowest for the API population (8.0 per 100,000) (table 8). Age-adjusted death rates for motor vehicle traffic injury for the Hispanic, non-Hispanic white, and non-Hispanic black populations were similar, ranging from 14.7 (Hispanic) to 15.5 (non-Hispanic black) (table 9). Age-adjusted motor vehicle traffic death rates for AIAN males were about 1.5 times higher than the rates for non-Hispanic black, Hispanic, and non-Hispanic white males. AIAN motor vehicle traffic death rates for females were about twice the rates for non-Hispanic black, Hispanic, and non-Hispanic white females. Rates for AIAN males and females were 3.3 and 2.8 times the respective rates for API males and females.

Firearm injury was the leading mechanism of injury death for non-Hispanic black males, accounting for 36.8 percent of injury deaths among this group. It was the second leading mechanism for Hispanic,

non-Hispanic white, AIAN, and API males, the third leading mechanism for Hispanic and non-Hispanic black females, the fourth leading mechanism for AIAN and API females, and the fifth leading mechanism for non-Hispanic white females (figure 3). The age-adjusted death rate for firearm injuries was highest for the non-Hispanic black population (18.9 per 100,000 U.S. standard population) and lowest for the API population (3.0 per 100,000) (tables 8 and 9). Age-adjusted firearm death rates for non-Hispanic black males were between two and three times the rates for non-Hispanic white, Hispanic, and AIAN males. Rates for non-Hispanic black females were between 1.4 and 2.3 times the rates for non-Hispanic white, Hispanic, and AIAN females. Compared with API males and females, rates for non-Hispanic black males and females were seven and four times higher, respectively. For the non-Hispanic white and AIAN populations, the majority of firearm deaths were suicides; for the non-Hispanic black and Hispanic populations, most firearm deaths were homicides; for the API population, the proportions of firearm deaths classified as homicides and suicides were similar.

Poisoning was the second leading mechanism of injury death for Hispanic, non-Hispanic black, and AIAN females, the third leading mechanism for Hispanic, non-Hispanic white, and non-Hispanic black males and non-Hispanic white females, the fourth leading mechanism for AIAN males and the fifth leading mechanism for API males and females (figure 3). The age-adjusted death rate for poisoning was highest for the non-Hispanic white and non-Hispanic black populations (8.6 and 8.3 per 100,000 U.S. standard population, respectively) (tables 8 and 9). For females, poisoning death rates were higher for the AIAN and non-Hispanic white populations; for males death rates were higher for the non-Hispanic black and white populations. For both sexes, death rates were lowest for the API population. The majority of poisoning deaths were classified as unintentional for each group, except the API population where proportions classified as unintentional and suicides were similar.

Falls were the second leading mechanism of injury death for non-Hispanic white females; the third leading mechanism for API females; the fourth leading mechanism for non-Hispanic white and API males; the fifth leading mechanism for Hispanic, non-Hispanic black, and AIAN males and Hispanic and AIAN females; and the sixth leading mechanism for non-Hispanic black females (figure 3). The age-adjusted death rate for falls was highest for the non-Hispanic white and AIAN populations (5.8 and 5.6 per 100,000 U.S. standard population,



**Figure 3. Percent of deaths for leading mechanisms of injury death by race and/or ethnicity and sex: United States, 2001**

respectively) than for other groups (tables 8 and 9). For males the non-Hispanic white rate was highest. For females the AIAN rate was highest. Nearly all fall deaths were classified as unintentional across all race and/or ethnic groups.

Suffocation was the second leading mechanism for API females; the third leading mechanism for AIAN and API males and AIAN females; the fourth leading mechanism for Hispanic and non-Hispanic black males and Hispanic, non-Hispanic white, and non-Hispanic black females; and the fifth leading mechanism for non-Hispanic white males (figure 3). The age-adjusted death rate for suffocation was higher for the AIAN population (7.2 per 100,000 U.S. standard population) than for other groups (tables 8 and 9). For both males and females, the AIAN rate was highest. In each race and/or ethnic group except for the non-Hispanic black population, the majority of suffocation deaths were suicides. For the non-Hispanic black population, unintentional suffocation deaths accounted for the larger share.

### State-specific differences

Tables 12–14 show the number of injury deaths, death rates, and age-adjusted death rates, respectively, by State. Also shown are intent of death and leading mechanisms within each intent category. In 2001 age-adjusted death rates due to injury were highest in New Mexico, Alaska, and Mississippi (85.9, 83.7, and 80.6 deaths per 100,000 standard population, respectively) and were lowest in

California (39.6) and Massachusetts (41.4) (table 14). For unintentional injuries, age-adjusted death rates were highest in Alaska (60.4 deaths per 100,000 standard population), New Mexico (57.6), Mississippi (55.6), and Wyoming (55.4) and were lowest in California (24.4) and Massachusetts (22.0) (table 14).

Within each State, motor vehicle traffic injury was the leading mechanism of unintentional injury death. In several States in the northeast (New York, Pennsylvania, Connecticut, and New Jersey) and in Alaska and New Mexico, unintentional poisoning death rates were high relative to the other States. Falls were an important mechanism of unintentional injury death with high death rates in Wisconsin, Montana, and South Dakota.

Age-adjusted suicide rates were highest in New Mexico, Montana, and Nevada (20.2, 19.1, and 18.8 deaths per 100,000 standard population) and lowest in New Jersey, New York, and Massachusetts (ranging from 6.5 to 6.8 per 100,000) (table 14). In most States, firearms were the leading mechanism of suicide. In Hawaii, however, suffocation was the leading mechanism of suicide. Suicide rates by suffocation were also relatively high in New Mexico and South Dakota. Suicide rates by poisoning were high in Nevada, Colorado, and New Mexico.

In 2001 age-adjusted homicide rates were higher in New York, New Jersey, Louisiana, and Mississippi than in other States (14.5, 12.2, 11.9, and 11.4 deaths per 100,000 U.S. standard population,

respectively) (table 14). However, homicide rates for New York and New Jersey, in particular, were substantially affected by the September 11, 2001, terrorist attacks. Excluding the terrorism deaths, the age-adjusted homicide rates for both New York and New Jersey would be somewhat less than the national average (figure 2 and tables F and G). Other States whose age-adjusted homicide rates were substantially affected by the September 11 attacks include Connecticut, Massachusetts, and Virginia. Within each State, firearms were the leading mechanism of homicide.

### Nature of injury

Tables 15 and 16 show selected nature of injury categories tabulated by underlying cause of death. Table 15 shows the number of deaths by mechanism and intent with any mention of the selected nature of injury categories. Table 16 shows the total number of times the selected nature of injury category was mentioned by mechanism and intent. Any mention of an injury diagnosis is most appropriate when describing the types of injuries sustained by the cause of death. The total number of mentions is most appropriate when counting the total number of injuries sustained. See "Classification of injury deaths" under "Data and Methods."

A trauma to the head was mentioned in 32 percent of injury deaths and was the most commonly mentioned injury condition resulting in death (table 15 and figure 4). A poisoning or other toxic effect was mentioned in 16 percent of the deaths and was the second most commonly mentioned injury condition. These were followed by traumas involving multiple sites, trauma where the site was unspecified, and trauma to the thorax, each of which was mentioned in between 12 and 14 percent of injury deaths. Lower extremity and neck trauma, asphyxiation, and trauma to the abdomen, lower back, lumbar spine, and pelvis (lower torso) were each mentioned in approximately 5 to 6 percent of

injury deaths. Drowning and foreign body entering through natural orifice each accounted for about 3 percent of injury deaths.

Figure 5 shows the percent of injury deaths with any mention of the specified nature of injury by intent. In 2001 for each of the selected injury types shown in figure 5, with the exception of asphyxiation, more than half of all deaths were classified as unintentional. For deaths involving the lower extremities and foreign bodies, 96 to 98 percent were classified as unintentional. In contrast, about 60 percent of the deaths involving asphyxiation and between 20 to 30 percent of poisonings and head injuries were classified as suicides.

Injuries to the thorax and lower torso were more likely to be classified as homicides (27 and 22 percent, respectively) than were other injury types. Deaths involving the non-specific injury descriptions of unspecified site and multiple sites were classified as homicides in 27 and 18 percent of the injury deaths, respectively.

Deaths involving cutting and piercing tended to involve injuries to the neck, thorax, and multiple and unspecified sites (table 15). Most deaths due to falls involved head injuries and injuries to the lower extremities. Firearm deaths were more likely to be the result of injuries to the head and thorax. Deaths due to motor vehicle traffic, pedal cyclist (non-traffic), and pedestrian (non-traffic) injuries were associated most often with head injuries and injuries involving multiple sites. Deaths that were the result of being struck by or against someone or something were most likely to involve injuries to the head and thorax. Poisoning deaths were nearly always the result of poisoning and toxic effects. Deaths due to fires and flames were due not only to burns and corruptions but were also commonly the result of poisoning and toxic effects.

In 2001 for the 157,078 deaths with an underlying cause of injury, there were 237,086 total injury conditions mentioned (table 16). The majority (66 percent) of the deaths had only one condition listed. About 21 percent had two listed, 7 percent had three, 4 percent had between

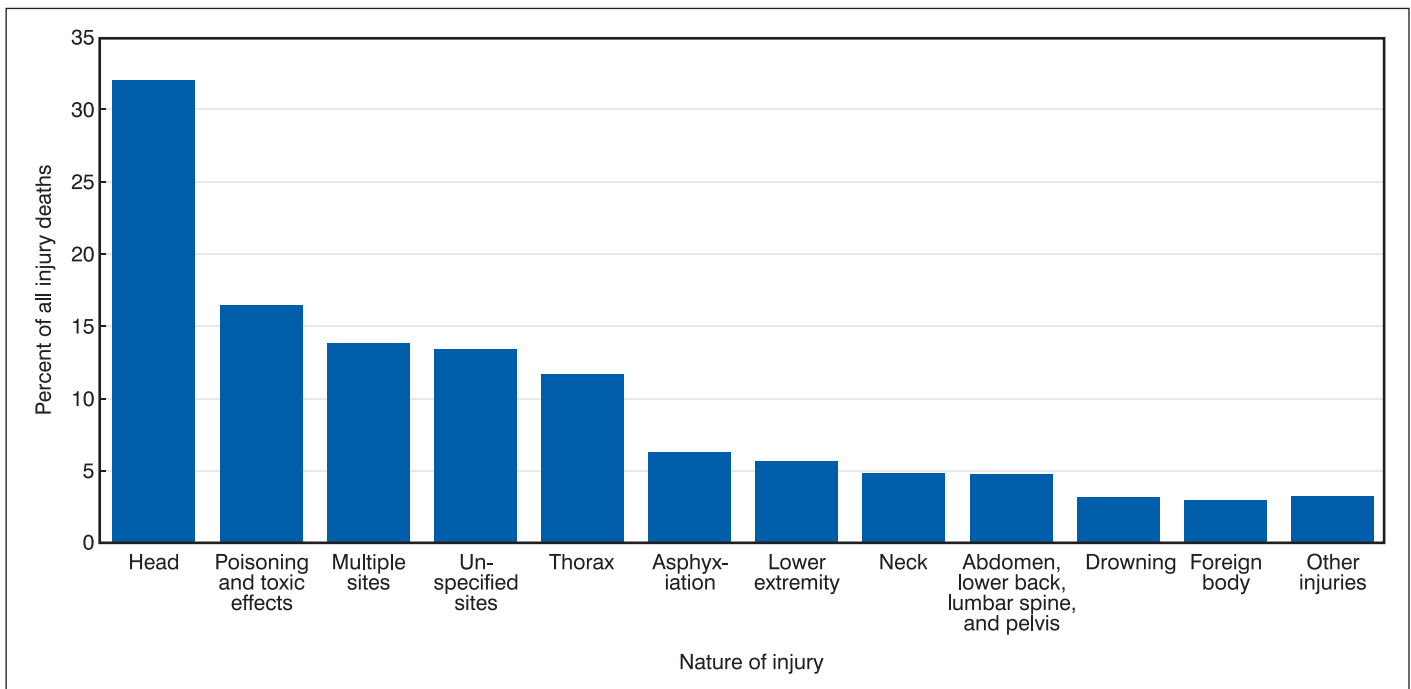


Figure 4. Percent of injury deaths with any mention of specified nature of injury: United States, 2001

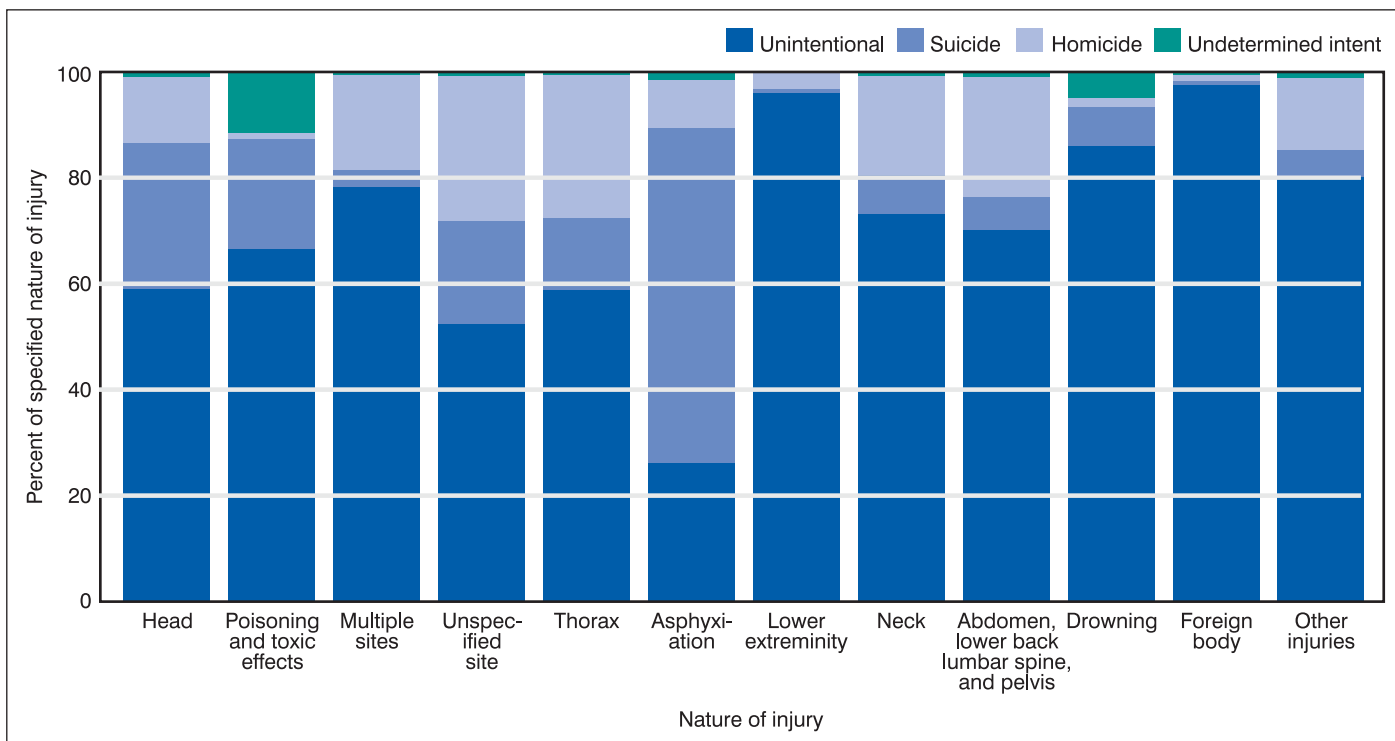


Figure 5. Percent of injury deaths by intent for specified nature of injury: United States, 2001

4 to 15 injury conditions listed, and less than 1 percent had no injury conditions listed (figure 6). This is an average of 1.5 injuries listed per death (table 16). Homicides resulted in more injury conditions with 1.6 injuries listed per death, and suicides resulted in 1.4 injuries listed per death.

The average number of injuries reported per injury death by mechanism of injury death varied by mechanism of injury (figure 7 and table 16). Deaths from cutting and piercing instruments had the largest average number of injuries listed with nearly 80 percent of the deaths having more than one unique injury listed. In contrast, a single injury was listed for 80 percent of the deaths from drowning and suffocation. For most other mechanisms of injury death, a single condition was listed in the majority of deaths.

### Poisoning

Poisoning was the underlying cause of 22,242 deaths (table K). As defined in this report, poisonings include overdoses of substances and wrong substances given or taken in error. Deaths due to poisoning can be identified in three different ways using ICD-10: (1) as the underlying external cause of injury death; (2) as the nature of injury; and (3) as the underlying natural cause of death classified to mental and behavioral disorders due to psychoactive substance use. It is important to take into account deaths classified by each of these methods when tabulating and analyzing deaths due to poisoning because it gives a more complete picture of the role of poisoning in deaths. In particular, deaths related to drug and alcohol abuse can be missed if only the underlying cause is considered.

Poisoning was the underlying cause of 14 percent of all injury deaths and was the third leading mechanism of injury death (table 1). Sixty-three percent of poisoning deaths were classified as unintentional, 23 percent as suicides, 13 percent as undetermined intent, and

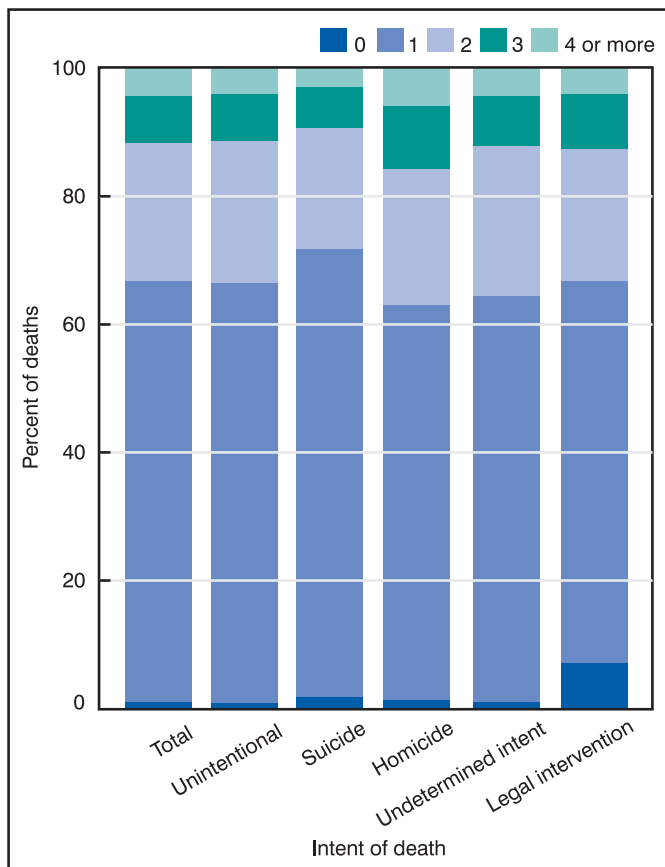


Figure 6. Percent of injury deaths by number of injury diagnoses and intent: United States, 2001

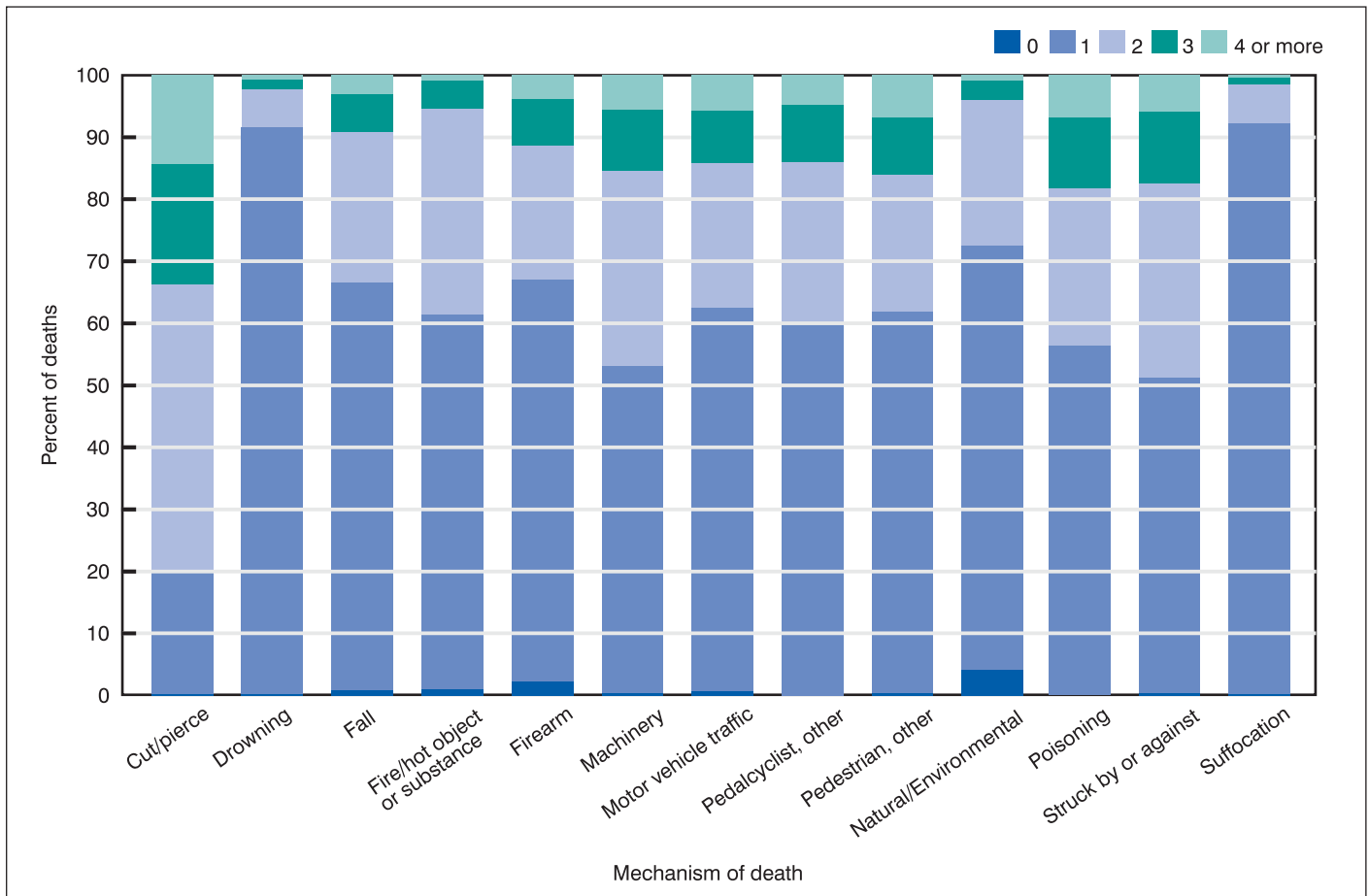


Figure 7. Percent of injury deaths by number of injury diagnoses and mechanism: United States, 2001

Table K. Number of deaths where poisoning was the external underlying cause of death by intent and selected substances: United States, 2001

| Intent of death  | All substances | Drugs<br>(X40–X44, X60–X64,<br>X85, Y10–Y14) | Alcohol<br>(X45, X65, Y15) | Gases and vapors<br>(*U01.7, X47, X67,<br>X88, Y17, Y35.2) | Other substances <sup>1</sup> |
|--|----------------|--|----------------------------|--|-------------------------------|
| All poisoning . . . . . (*U01[.6–.7],X40–X49,X60–X69,<br>X85–X90,Y10–Y19, Y35.2) | 22,242         | 19,394                                       | 357                        | 2,130  | 361                           |
| Unintentional . . . . . (X40–X49)  | 14,078         | 13,024                                       | 303                        | 593  | 158                           |
| Suicide . . . . . (X60–X69)  | 5,191          | 3,559  | 26                         | 1,442  | 164                           |
| Homicide . . . . . (*U01[.6–.7],X85–X90)   | 64             | 42   | –                          | 16   | 6                             |
| Undetermined . . . . . (Y10–Y19)   | 2,909          | 2,769  | 28                         | 79   | 33                            |

– Quantity zero.

<sup>1</sup>ICD-10 codes for other substances include \*U01.6, X46, X48–X49, X66, X68–X69, X86–X87, X89–X90, Y16, Y18–Y19.

the remainder as homicides. In addition to intent, external cause codes for poisonings describe the type of substance involved, e.g., drugs, alcohol, or gases and vapors. Of the external cause poisoning deaths that were classified as unintentional or of undetermined intent, 93 percent and 95 percent, respectively, were drug related; of the suicides, 69 percent were drug related and 28 percent were due to exposure to gases and vapors (table K).

Poisoning deaths may also be identified using the nature of injury codes for poisoning and toxic effects (T36–T65), which specify the type of drug or toxic substances involved in the poisonings. Table 17 shows the number of deaths with any mention of the substance involved and

the total number of times the substance was mentioned by intent of death. The number of deaths with any mention of the poison or toxic substance is most appropriately used when describing the number of deaths involving a specific category of poison/toxic substance, e.g., the number of deaths in which a narcotic or psychodysleptic was a contributing factor (11,673). The total number of mentions is most appropriate when counting the total number of poisons or toxic substances mentioned, e.g., the total number of times narcotics and psychodysleptics are mentioned (14,668). More than one substance within a particular category may be mentioned on the same death record, e.g., heroin and methadone are commonly mentioned together. The average

number of mentions of a specific category of substances per death can be calculated by dividing total mentions by any mention, e.g., the average number of times narcotics and psychodysleptics are mentioned per death (14,668/11,673=1.3). See also "Classification of injury deaths" under "Data and Methods."

The substances described by the nature of injury codes shown in table 17 provide additional information regarding the drug or toxic substances involved regardless of the underlying cause of death. Poisoning nature of injury codes are sometimes included as contributing factors in the multiple cause of death listing for decedents where poisoning was not the underlying cause of death. Poisoning was the underlying cause of death in 86 percent (22,212 / 25,807) of deaths in which a poisoning or toxic effect was mentioned (table 15). For all underlying cause poisoning deaths, an average of 1.7 total substances were listed per death (37,434 / 22,242) (table 16). Deaths with an underlying cause related to fires and flames often mention a poisoning or toxic effect because substances are inhaled in the incident. Deaths with an underlying cause of either poisoning or fires and flames accounted for 96 percent of the injury deaths that mentioned specific poisoning and toxic effect substances in the death record.

In 2001 there were nearly 20,000 deaths in which poisoning by a drug, medicament, or biological substance was mentioned (table 17). The type of drug mentioned as contributing to the death varied with intent of the death. For example, narcotics and psychodysleptics were mentioned in 50 percent of the unintentional and 64 percent of the undetermined intent deaths involving all poisonings and toxic effects. Narcotics and psychodysleptics accounted for only 20 percent of suicides involving poisoning and toxic effects. Cocaine was more commonly listed than other narcotic drugs. In contrast, antiepileptic, sedative-hypnotic, and antiparkinsonism drugs and antidepressants were more likely than other drugs to be associated with suicides.

In 2001 more than 7,500 deaths involved the toxic effect of a substance which was chiefly nonmedicinal (table 17). The toxic effects of alcohol and of carbon monoxide were more likely to be listed on death certificates than other toxic, nonmedicinal substances. About one-fourth of suicides involving poisoning and toxic effects had mention of carbon monoxide poisoning, and 9 percent of unintentional deaths involving poisoning and toxic effects included mention of alcohol as a toxic effect.

For some deaths more than one poison or toxic substance was listed on the death record. Poisoning deaths involving drugs and other

biological substances had an average of 1.7 specific substances mentioned per death (table 17). Toxic effects of nonmedicinal substances, on the other hand, had an average of only 1.1 substances mentioned per death.

In addition to using external cause codes and the nature of injury codes to identify deaths from poisoning, drug- and alcohol-related deaths can be identified using underlying cause codes from the Mental and Behavioral Disorders chapter of ICD-10 (F10-F16, F18-F19). Because these causes of death are not in the Injury and Poisoning chapter of ICD-10, they have not traditionally been included in counts of injury deaths nor tabulated with other poisoning deaths. However, substance abuse-related deaths may be underrepresented in fatal poisoning statistics if they are based solely on external cause codes.

The precise wording on the death certificate determines whether a drug- or alcohol-related death is assigned an underlying cause of poisoning or mental or behavioral disorder (18). The classification system is attempting to distinguish between deaths that are due to a one-time event (i.e., an injury) and deaths due to a chronic problem (i.e., a disorder). This is difficult based on the very few words on the death certificate and often the medical examiner and coroner are unaware of the importance of the exact wording. For example, if "cocaine abuse" was written as the underlying cause of death on the death certificate, the death would be coded as a mental and behavioral disorder (F14.1). In contrast, if "cocaine overdose" was written the death would be assumed accidental and would be coded as a poisoning (X42) with nature of injury specifying the substance involved (T40.5).

In 2001 in the United States, there were 1,931 deaths classified to mental and behavioral disorders involving drugs and 6,627 deaths involving alcohol (table L). Nearly one-third of the drug-related deaths were classified as involving cocaine and opioids. Over one-half (53 percent) of the alcohol-related deaths were attributed to dependence syndrome, another quarter to harmful use, and 10 percent to acute alcohol intoxication. Adding deaths classified to alcohol-related substance abuse (alcohol F-codes) to those classified using the external cause codes would increase the number of deaths where alcohol was identified as the underlying cause by nearly 20 times, from 357 deaths identified by external cause codes to 6,984 identified using both external and alcohol F-codes. In contrast, adding the deaths classified to drug-related F-codes would not substantially increase the number of external cause drug poisonings.

**Table L. Number of deaths due to mental and behavioral disorders due to drugs and alcohol: United States, 2001**

| Cause of death   | Total | Acute intoxication (.0) | Harmful use (.1) | Dependence syndrome (.2) | Withdrawal state (.3-.4) | Other (.5-.8) | Unspecified (.9) |
|--|-------|-------------------------|------------------|--------------------------|--------------------------|---------------|------------------|
| Mental and behavioral disorders due to use of:                             |       |                         |                  |                          |                          |               |                  |
| Alcohol . . . . . (F10)  | 6,627 | 633                     | 1,718            | 3,529                    | 164                      | 190           | 393              |
| Drugs . . . . . (F11-F16, F18-F19) <sup>1</sup>                            | 1,931 | 16                      | 1,313            | 323                      | 10                       | 4             | 265              |
| Opioids . . . . . (F11)  | 211   | 2                       | 120              | 48                       | 2                        | -             | 39               |
| Cannabinoids . . . . . (F12)   | 3     | -                       | -                | 2                        | -                        | -             | 1                |
| Sedatives/hypnotics . . . . . (F13)  | 5     | -                       | 1                | 2                        | -                        | -             | 2                |
| Cocaine . . . . . (F14)  | 401   | 11                      | 241              | 35                       | 1                        | 2             | 111              |
| Other stimulants . . . . . (F15)   | 35    | 1                       | 14               | 6                        | -                        | -             | 14               |
| Hallucinogen . . . . . (F16)   | 2     | -                       | 1                | -                        | 1                        | -             | -                |
| Volatile solvents . . . . . (F18)  | 9     | 1                       | 5                | 3                        | -                        | -             | -                |
| Multiple drug use and use of other psychoactive substances . . . . . (F19) | 1,265 | 1                       | 931              | 227                      | 6                        | 2             | 98               |

- Quantity zero.

<sup>1</sup>Mental and behavioral disorders due to use of tobacco (F17) is not included as a drug. In 2001, F17 was the underlying cause for 529 deaths.



## Natural underlying cause of death with mention of external cause of death

In 2001 there were 36,753 deaths (1.6 percent of deaths) classified with a natural underlying cause of death (ICD-10 codes A01-R99) that included one or more mentions of an external cause in the multiple-cause fields (table 18). A natural cause may be selected as the underlying cause even though an external cause is mentioned on the death certificate, if the external cause did not “initiate” the chain of events leading to death. For example, a fatal stroke might precipitate a fall and subsequent leg fracture. Because the stroke initiated the chain of events, it is reasonable to select the stroke as the underlying cause of death. Some of these deaths, however, are likely to be the result of certification errors, i.e., mistakes in the certifier’s description of the sequence of events or conditions leading to death. For example, if the certifier wrongly listed the external cause in Part II of the death certificate, it would likely be coded as a contributing factor and not the underlying cause of death. In contrast, if the external cause had been properly listed at the end of the sequence in Part I, it would have been selected as the underlying cause of death (12).

Major cardiovascular diseases (e.g., heart disease and stroke) accounted for 43 percent of the natural underlying cause deaths in which an external cause was mentioned at least once (table 18). However, only 3.1 percent of all stroke deaths and 1.4 percent of all heart disease deaths had any mention of an external cause. In contrast, 15.9 percent of all deaths from pneumonitis due to solids and liquids (J69) had any mention of an external cause. Other natural causes that were likely to have any mention of an external cause include hernia (5.8 percent), Parkinson’s disease (5.4 percent), Alzheimer’s disease (3.9 percent), and nutritional deficiencies (3.7 percent).

Unintentional suffocations and unintentional exposures to unspecified factors were the external causes mentioned in multiple cause fields in three-quarters (45.3 and 29.8 percent, respectively) of deaths with a natural underlying cause that had any mention of an external cause. Of the suffocations, 91.8 percent were coded to inhalation and ingestion of other objects causing obstruction of respiratory tract (W80). Three-quarters of the deaths with mention of exposure to unspecified factor involved a fracture in which the circumstances of the injury were not specified (X59).

A large percentage of the suffocations were mentioned with stroke (22.3 percent) and pneumonitis (14.9 percent). Pneumonitis was the natural underlying cause most likely to have a mention of suffocation (14.3 percent). Other natural causes that were likely to have a mention of suffocation included Parkinson’s disease (4.4 percent), Alzheimer’s disease (2.4 percent), and stroke (2.3 percent). Each of these natural causes is associated with an increased risk of aspiration of food, vomit, or other objects.

A substantial proportion of deaths in which an external cause was not fully specified (exposure to unspecified factor) had an underlying cause classified to heart disease (37.4 percent), cancer (10.0 percent), stroke (8.0 percent), and chronic lower respiratory disease (8.0 percent). Overall, these natural causes were not very likely to include a mention of exposure to unspecified factor (less than 1 percent). However, because of the large number of deaths associated with these causes, they account for a substantial number of mentions. Other natural causes that were likely to have any mention of exposure to unspecified factor were nutritional deficiencies (1.5 percent),

pneumonitis (1.4 percent), and Alzheimer’s disease (1.1 percent). These natural causes are likely to be associated with an increased risk of injury due to falling or striking an object, or a pathology involving a weakening of bone structure.

## Discussion

This report presents data describing mortality due to injuries in the United States for 2001. The data are presented using the external cause of injury mortality matrix for ICD-10 that provides detail on the mechanism of death that is needed for research and other activities related to injury prevention. This report also highlights the importance of multiple causes of death when analyzing injury mortality data. Statistics are presented on the nature of the injury sustained by the decedent and the poison or toxic substance to which the decedent was exposed. Without the multiple cause-of-death data, useful information that is reported on the death certificate is lost. In the case of injury deaths, the underlying cause of death will always be an external cause (e.g., firearm, motor vehicle) and the nature of injury (penetrating injury to the thorax, fracture to the skull) is always in the multiple cause data. Therefore, an analysis solely based on the underlying cause of death will not yield a complete picture of injury deaths in the United States.

### Role of medical examiner and coroner systems for data quality

Statistical data derived from death certificates are only as accurate as the information provided by the certifier. When a death involves injury or unusual or suspicious circumstances, the cause of death is typically investigated, certified, and reported by a medical examiner or coroner (11,12). Thus, it is incumbent on the medical examiner or coroner to report the cause of death accurately according to the medical and forensic evidence available. Instructional materials on how to correctly certify injury deaths are provided by NCHS (12) and the National Association of Medical Examiners ([www.thename.org](http://www.thename.org)).

Currently little is known at the national level in the United States regarding the accuracy of reported circumstances and causes of injury mortality. For injuries, the cause of death tends to be more straightforward and immediate in its fatal action and thus, in general, one would expect the accuracy of the reported cause to be high (18,27). However, lack of specificity with regard to the circumstances of the injury (27,28) and inconsistencies in the definition and specification of the manner or intent of death (29) may contribute to bias for some injury deaths.

Lack of specificity is also relevant in the analysis of nature of injury. Figure 4 shows that the third and fourth most commonly reported injuries are those involving multiple and unspecified sites. Within the multiple sites category, more than half are coded to unspecified multiple injuries. Of the injuries with unspecified site, more than half also are missing specification of the type of injury. Specification of the site (i.e., body region) and nature of all injuries sustained is vital. While it useful to know that multiple injuries were sustained, it is even more important to know specific detail about these injuries.

It is important that the cause of death is reported in a timely fashion. Sometimes circumstances are such that the cause of death is not determined in the time frame required for reporting to State authorities and NCHS. Under these circumstances, the cause of death

is typically submitted with unknown cause pending further investigation. Once the investigation is complete and a cause of death determined, a supplementary report is filed to amend the death certificate. Amendments are also filed when the reported cause of death is later found upon review of the evidence or the discovery of new evidence to be incorrect. Timing of amendments has important implications for the quality of injury data. The national mortality data file is typically closed to changes within 10 to 12 months after the end of the data year, although every effort is made to incorporate amendments when they are received, even if receipt is past the closing date. Amendments not submitted to NCHS are not included in the national mortality file.

On average 8,000 to 10,000 death records each year are still pending investigation when the national mortality file is finalized. Since 1999 between 40 and 80 percent of records pending investigation in the final data for any given year have been submitted with unknown or unspecified cause of death and are thus classified to ICD-10 code R99 (Other ill-defined and unspecified causes of mortality) at the time the file is closed. Not all of these would have been coded to external causes had the updates for these records been received, but it is probable that a significant proportion would fall into this category. Deaths due to natural causes are less likely than those due to external causes to be submitted pending investigation. About 10 to 25 percent of the records that are submitted pending investigation are coded to external causes of injury after the file is closed. Although most pending records include no cause of death information, some do report tentative findings including presumed intent. These records are coded assuming that the tentative information provided was correct.

The difficulty in determining intent is one of the reasons that the external cause of injury matrix that focuses on the mechanism of death is so critical. For instance, if poisonings of undetermined intent are not considered, 13 percent of the deaths by poisoning are missed. In the absence of witnesses, the intent of the poisoning may never be known even with extensive investigation. Nevertheless, it is important to consider the fact that the numbers of unintentional and/or intentional poisoning deaths as reported are likely to be significantly understated.

On March 24–25, 2003, the Institute of Medicine (IOM) convened a workshop focused on medical examiner and coroner death investigations and their potential to improve the criminal justice, public health, and health care systems, and their ability to respond to terrorist threats (30). It was concluded that the public has a powerful and broad interest in learning from mortality data to facilitate prevention, design interventions, and to contain incipient bioterrorism. To do this, accurate data are needed regarding the circumstances and causes of death. The IOM workshop highlighted the importance of promoting adequate resources, training, technical infrastructure, quality measures, and quality control mechanisms and research in improving the quality of mortality data.

### Future developments in the study of injury mortality

NCHS is involved in several ongoing projects related to the study of injury and injury mortality. Many of these projects are being done in conjunction with the International Collaborative Effort (ICE) on Injury Statistics, a research activity involving researchers from more than a dozen countries and organizations intended to improve the international comparability and quality of injury data (18,24). The ICE on Injury Statistics is sponsored by NCHS, with funding from the National Institute on Child Health and Development, National Institutes of Health. Current research activities of the ICE on Injury

include work on reporting frameworks, injury indicators, and classification schemes. Proceedings and projects of the ICE on Injury Statistics are detailed on NCHS' Web site at <http://www.cdc.gov/nchs/advice.htm>.

A current project of the ICE on Injury Statistics involves adaptation of the Barell Injury Diagnosis Matrix for use with ICD-10 multiple-cause nature of injury mortality data (23). The Barell matrix, originally produced for the analysis of nonfatal injuries using the ICD-9-CM, is a two-dimensional classification designed to categorize body region by nature of injury. Once work on the ICD-10 version of the Barell matrix is complete, it will be incorporated into future editions of this report.

The ICE on Injury, with the Mortality Reference Group, is also working on developing selection criteria for main injury (24). No standard methodology currently exists for selecting a main or primary injury, or for selecting the most severe injury when more than one injury condition is listed on the death certificate. Selecting a single most severe injury from among those listed on the death certificate will allow for the calculation of death rates to measure the risk of dying as the result of a particular injury. Once selection criteria are developed and agreed upon, the goal is to include the main injury as a standard part of the national mortality data file and in future editions of this report.

The National Violent Death Reporting System (NVDRS) is a cooperative program between the Centers for Disease Control and Prevention (CDC) and State health departments designed to gather detailed information on the circumstances surrounding violent deaths in the United States. The program is being directed by CDC's National Center for Injury Prevention and Control. For the purposes of the NVDRS, violent deaths include suicides, homicides, legal interventions, and unintentional firearm deaths and deaths of undetermined intent. Sources of information for the NVDRS include the death certificate, medical examiner and/or coroner records, police records, and crime lab reports. Currently, cooperative agreements are in place with 13 States to collect and transmit violent death-related information to CDC; six States (Massachusetts, Maryland, New Jersey, Oregon, South Carolina, and Virginia) are reporting deaths since January 2003 and the remaining seven States (Alaska, Colorado, Georgia, North Carolina, Oklahoma, Rhode Island, and Wisconsin) are reporting deaths beginning in January 2004. The ultimate goal is to include all States in order to provide a comprehensive national picture of violent death in the United States. From a vital statistics perspective, it is hoped that the NVDRS will help to evaluate the quality of the information collected in the national mortality data file.

### Where to find injury mortality data on the Web

More injury mortality data can be found at the following Web sites:

- Reports and tabulated data from CDC/NCHS (<http://www.cdc.gov/nchs/>). Injury mortality tables containing more detail than the tables presented in this report can be found under "Detailed Statistical Tables" in the "Data Warehouse" section of the NCHS Web site.
- Reports and tabulated data from the National Center for Injury Prevention and Control, CDC (<http://www.cdc.gov/ncipc/>).
- WISQARS (Web-based Injury Statistics Query and Reporting System) (<http://www.cdc.gov/ncipc/wisqars/>) is an interactive database system developed by the National Center for Injury Pre-

vention and Control that provides customized reports of injury-related data (fatal and nonfatal).

- CDC WONDER (<http://wonder.cdc.gov>) also has an interactive system designed to produce customized reports based on mortality data.
- Reports and tabulated data from the Bureau of Labor Statistics' Census of Fatal Occupational Injuries (<http://www.bls.gov/>).
- Reports and tabulated data on fatal motor vehicle traffic crashes from the National Highway Traffic Safety Administration's Fatal Analysis Reporting System (FARS) (<http://www-fars.nhtsa.dot.gov/>).

## References

1. Fingerhut LA, Warner M. Injury chartbook. Health, United States, 1996–97. Hyattsville, Maryland: National Center for Health Statistics. 1997.
2. Gibson JJ. The contribution of experimental psychology to the formulation of the problem of safety—a brief for basic research. In behavioral approaches to accident research. New York: Association for the Aid of Crippled Children, 77–89. 1961.
3. Haddon W. A note concerning accident theory and research with special reference to motor vehicle accidents. *Annals of the New York Academy of Science* 107:635–6. 1963.
4. Consumer Safety Institute. International Glossary on Injury Research. 2004. <http://www.ecosa.org/csi/glossary.nsf>.
5. Baker SP, O'Neil B, Ginsburg MJ, Li G. The injury fact book. Second ed. New York: Oxford University Press. 1992.
6. Anderson RN, Smith BL. Deaths: leading causes for 2001. *National vital statistics reports*; vol 52 no 3. Hyattsville, Maryland: National Center for Health Statistics. 2003.
7. Arias E, Anderson RN, Kung HC, Murphy SL, Kochanek KD. Deaths: final data for 2001. *National vital statistics reports*; vol 52 no 9. Hyattsville, Maryland: National Center for Health Statistics. 2003.
8. Arias E, Smith BL. Deaths: preliminary data for 2001. *National vital statistics reports*; vol 51 no 5. Hyattsville, Maryland: National Center for Health Statistics. 2003.
9. National Center for Health Statistics. ICD–10 Cause-of-death lists for tabulating mortality statistics, updated October 2002. NCHS instruction manual, part 9. Hyattsville, Maryland: National Center for Health Statistics. 2002.
10. World Health Organization. International Statistical Classification of Diseases and Related Health Problems, Tenth Revision. Geneva: World Health Organization. 1992.
11. National Center for Health Statistics. Model state vital statistics act and regulations: 1992 revision. Hyattsville, Maryland: Public Health Service. 1995.
12. National Center for Health Statistics. Medical examiners' and coroners' handbook on death registration and fetal death reporting. Hyattsville, Maryland: National Center for Health Statistics. 2003.
13. Office of Management and Budget. Revisions to the standards for the classification of Federal data on race and ethnicity. *Federal Register* 62FR58782–58790. October 30, 1997. Available at: <http://www.whitehouse.gov/omb/fedreg/ombdir15.html>.
14. Office of Management and Budget. Race and ethnic standards for Federal statistics and administrative reporting. *Statistical Policy Directive* 15. 1977.
15. Ingram DD, Weed JA, Parker JD, Hamilton BE, et al. U.S. census 2000 population with bridged race categories. *Vital Health Stat* 2(135). 2003.
16. Schenker N, Parker JD. From single-race reporting to multiple-race reporting: Using imputation methods to bridge the transition. *Statistics in Medicine*. 22:1571–87. 2003.
17. Centers for Disease Control and Prevention. Recommended framework for presenting injury mortality data. *MMWR* 46(RR14): 1–30. 1997. <http://www.cdc.gov/epo/mmwr/preview/mmwrhtml/00049162.htm>.
18. National Center for Health Statistics. Proceedings of the international collaborative effort on injury statistics: volume I. Hyattsville, Maryland: Public Health Service. 1995.
19. Fingerhut LA, Cox CS, Warner M, et al. International comparative analysis of injury mortality: Findings from the ICE on injury statistics. *Advance data from vital and health statistics*; no 303. Hyattsville, Maryland: National Center for Health Statistics. 1998.
20. National Center for Health Statistics. <http://www.cdc.gov/nchs/about/otheract/ice/matrix10.htm>. 2002.
21. National Center for Health Statistics. Multiple causes of death in the United States. Monthly vital statistics report; vol 32 no 10 supp 2. Hyattsville, Maryland: Public Health Service. 1984.
22. National Center for Health Statistics. Computer edits for mortality data, effective 1999. NCHS instruction manual, part 11. Hyattsville, Maryland: National Center for Health Statistics. 1998.
23. Barell V, Aharonson-Daniel L, Fingerhut LA, Mackenzie EJ, et al. An introduction to the Barell body region by nature of injury diagnosis matrix. *Inj Prev* 8:91–96. 2002.
24. National Center for Health Statistics. Proceedings of the International Collaborative Effort on Injury Statistics, Volume IV. Hyattsville, Maryland: National Center for Health Statistics. 2003.
25. National Center for Health Statistics. [http://www.cdc.gov/nchs/about/otheract/icd9/terrorism\\_code.htm](http://www.cdc.gov/nchs/about/otheract/icd9/terrorism_code.htm). 2002.
26. Centers for Disease Control and Prevention. New classification for deaths and injuries involving terrorism. *MMWR* 51(Special Issue): 18–9. 2002.
27. Moyer LA, Boyle CA, Pollock DA. Validity of death certificates for injury related causes of death 130:1024–32. 1989.
28. Romano PS, McLoughlin E. Unspecified injuries on death certificates: a source of bias in injury research. *American Journal of Epidemiology* 136:863–72. 1992.
29. Barber C, Hemenway D, Hochstadt J, Azrael D. Underestimates of unintentional firearm fatalities: comparing supplementary homicide report data with the National Vital Statistics System. *Injury Prevention* 8:252–6. 2002.
30. Institute of Medicine. *Medicolegal death investigation system: workshop summary*. Washington, DC: National Academies Press. 2003.
31. Tolson GC, Barnes JM, Gay GA, Kowaleski JL. The 1989 revision of the U.S. standard certificates and reports. *National Center for Health Statistics. Vital Health Stat* 4(28). 1991.
32. National Center for Health Statistics. Technical appendix. *Vital statistics of the United States, 1989, vol II, mortality, part A*. Washington: Public Health Service. 1993.
33. National Center for Health Statistics. Comparability of mortality statistics for the Sixth and Seventh Revisions, United States, 1958. *Vital Statistics—Special reports*; vol 51 no 4. Washington, DC: Public Health Service. 1965.
34. Klebba AJ, Dolman AB. Comparability of mortality statistics for the Seventh and Eighth Revisions of the International Classification of Diseases, United States. *National Center for Health Statistics. Vital Health Stat* 2(66). 1975.
35. Klebba AJ, Scott JH. Estimates of selected comparability ratios based on dual coding of 1976 death certificates by the Eighth and Ninth Revisions of the International Classification of Diseases. *Monthly vital statistics report*; vol 28 no 11 supp. Hyattsville, Maryland: Public Health Service. 1980.

36. Anderson RN, Miniño AM, Hoyert DL, Rosenberg HM. Comparability of cause of death between ICD-9 and ICD-10: Preliminary estimates. National vital statistics reports; vol 49 no 2. Hyattsville, Maryland: National Center for Health Statistics. 2001.
37. National Center for Health Statistics. Vital statistics, instructions for classifying the underlying cause of death. NCHS instruction manual; part 2a. Hyattsville, Maryland: Public Health Service. Published annually.
38. National Center for Health Statistics. Vital statistics, instructions for classifying multiple causes of death. NCHS instruction manual; part 2b. Hyattsville, Maryland: Public Health Service. Published annually.
39. National Center for Health Statistics. Vital statistics, ICD-10 ACME decision tables for classifying underlying causes of death. NCHS instruction manual; part 2c. Hyattsville, Maryland: Public Health Service. Published annually.
40. National Center for Health Statistics. Vital statistics, data entry instructions for the mortality medical indexing, classification, and retrieval system (MICAR). NCHS instruction manual; part 2g. Hyattsville, Maryland: Public Health Service. Published annually.
41. National Center for Health Statistics. Vital statistics, dictionary of valid terms for the mortality medical indexing, classification, and retrieval system (MICAR). NCHS instruction manual; part 2h. Hyattsville, Maryland: Public Health Service. Published annually.
42. Chamblee RF, Evans MC. TRANSAX, the NCHS system for producing multiple cause-of-death statistics, 1968-78. National Center for Health Statistics. Vital Health Stat 1(20). 1986.
43. National Center for Health Statistics. ICD-10 TRANSAX disease reference tables for classifying multiple cause of death. NCHS instruction manual; part 2f. Hyattsville, Maryland: Public Health Service. Published annually.
44. World Health Organization. Manual of the International Statistical Classification of Diseases, Injuries, and Causes of Death, Ninth Revision. Geneva: World Health Organization. 1977.
45. Rosenberg HM, Maurer JD, Sorlie PD, Johnson NJ, et al. Quality of death rates by race and Hispanic origin: A summary of current research, 1999. National Center for Health Statistics. Vital Health Stat 2(128). 1999.
46. Sorlie PD, Rogot E, Johnson NJ. Validity of demographic characteristics on the death certificate. Epidemiology 3(2):181-4. 1992.
47. Poe GS, Powell-Griner E, McLaughlin JK, et al. Comparability of the death certificate and the 1986 national mortality followback survey. National Center for Health Statistics. Vital Health Stat 2(118). 1993.
48. Hogan H. The 1990 post-enumeration survey: Operations and results. J Am Stat Assoc 48(423):1047-60. 1993.
49. National Center for Health Statistics. Estimates of the July 1, 2001, United States resident population by age, sex, race, and Hispanic origin, prepared under a collaborative arrangement with the U.S. Census Bureau. Available on the Internet at: <http://www.cdc.gov/nchs/about/major/dvs/popbridge/popbridge.htm>. 2003.
50. U.S. Census Bureau. Unpublished census file. State-Age-Sex 2000-2001\_v2002.xls. Estimates of the United States population by age, sex, and State: 2000 and 2001. Washington: U.S. Census Bureau. 2003.
51. Anderson RN, Rosenberg HM. Age standardization of death rates: Implementation of the year 2000 standard. National vital statistics reports; vol 47 no 3. Hyattsville, Maryland: National Center for Health Statistics. 1998.
52. Chiang CL. Introduction to Stochastic Processes in Biostatistics. New York: Wiley. 1968.
53. Brillinger DR. The natural variability of vital rates and associated statistics. Biometrics 42:693-734. 1986.
54. National Center for Health Statistics. Technical appendix. Vital statistics of the United States. Washington: Public Health Service. Published annually. <http://www.cdc.gov/nchs/dataawh/statab/pubd/ta.htm>.
55. Fay MP, Feuer EJ. Confidence intervals for directly standardized rates: a method based on the gamma distribution. Stat Med 16:791-801. 1997.
56. Schenker N, Gentleman JF. On judging the significance of differences by examining the overlap between confidence intervals. The American Statistician 55:182-6. 2001.
57. Arnold SF. Mathematical Statistics. Englewood Cliffs, New Jersey: Prentice Hall. 1990.

## List of Detailed Tables

|  |    |
|--|----|
| 1. Deaths, death rates, and age-adjusted death rates due to injury according to mechanism and intent of death: United States, 2001 . . . . .   | 21 |
| 2. Deaths due to injury according to mechanism and intent of death by age: United States, 2001 . . . . .   | 23 |
| 3. Death rates due to injury according to mechanism and intent of death by age: United States, 2001 . . . . .  | 26 |
| 4. Deaths due to injury according to mechanism and intent of death by race and sex: United States, 2001 . . . . .  | 29 |
| 5. Deaths due to injury according to mechanism and intent of death by Hispanic origin, race for non-Hispanic population, and sex: United States, 2001 . . . . .  | 32 |
| 6. Crude death rates due to injury according to mechanism and intent of death by race and sex: United States, 2001 . . . . .   | 36 |
| 7. Crude death rates due to injury according to mechanism and intent of death by Hispanic origin, race for non-Hispanic population, and sex: United States, 2001. . . . .  | 39 |
| 8. Age-adjusted death rates due to injury according to mechanism and intent of death by race and sex: United States, 2001 . . . . .  | 42 |
| 9. Age-adjusted death rates due to injury according to mechanism and intent of death by Hispanic origin, race for non-Hispanic population, and sex: United States, 2001 . . . . .                                | 45 |
| 10. Deaths due to injury for single years of age by intent of death and sex: United States, 2001 . . . . .   | 48 |
| 11. Death rates due to injury for single years of age by intent of death and sex: United States, 2001 . . . . .  | 50 |
| 12. Deaths due to injury according to selected mechanisms and intent of death: United States, each State, and the District of Columbia, 2001 . . . . .   | 52 |
| 13. Crude death rates due to injury according to selected mechanisms and intent of death: United States, each State, and the District of Columbia, 2001 . . . . .  | 54 |
| 14. Age-adjusted death rates due to injury according to selected mechanisms and intent of death: United States, each State, and the District of Columbia, 2001. . . . .  | 56 |
| 15. Total number of injury deaths by mechanism and intent of death and number of deaths with any mention of specified nature of injury according to mechanism and intent of death: United States, 2001 . . . . . | 58 |
| 16. Total number of injury deaths by mechanism and intent of death and total mentions of specified nature of injury according to mechanism and intent of death: United States, 2001 . . . . .                    | 64 |
| 17. Number of deaths with any mention and total mentions of specified poisoning or toxic effects by intent of death: United States, 2001 . . . . .   | 70 |
| 18. Deaths due to natural underlying causes with any mention of external cause of injury, 2001 . . . . .   | 71 |

**Table 1. Deaths, death rates, and age-adjusted death rates due to injury according to mechanism and intent of death: United States, 2001**

[Rates per 100,000 population; age-adjusted rates per 100,000 U.S. standard population; see "Technical Notes." Figure(s) in brackets [ ] applies to the code or range of codes preceding it. For explanation of asterisks (\*) preceding cause-of-death codes, see "Technical Notes"]

| Mechanism and intent of death (Based on the <i>International Classification of Diseases, Tenth Revision, 1992</i> )  | Number  | Rate | Age-adjusted rate <sup>1</sup> |
|--|---------|------|--------------------------------|
| All injury . . . . . (*U01-U03,V01-Y36,Y85-Y87,Y89) <sup>2</sup>   | 157,078 | 55.2 | 55.1                           |
| Unintentional . . . . . (V01-X59,Y85-Y86)  | 101,537 | 35.7 | 35.7                           |
| Suicide . . . . . (*U03,X60-X84,Y87.0) <sup>2</sup>  | 30,622  | 10.8 | 10.7                           |
| Homicide . . . . . (*U01-U02,X85-Y09,Y87.1) <sup>2</sup>   | 20,308  | 7.1  | 7.1                            |
| Undetermined . . . . . (Y10-Y34,Y87.2,Y89.9)   | 4,198   | 1.5  | 1.5                            |
| Legal intervention/war . . . . . (Y35-Y36,Y89[.0-.1])  | 413     | 0.1  | 0.2                            |
| Cut/pierce . . . . . (W25-W29,W45,X78,X99,Y28,Y35.4)   | 2,532   | 0.9  | 0.9                            |
| Unintentional . . . . . (W25-W29,W45)  | 85      | 0.0  | 0.0                            |
| Suicide . . . . . (X78)  | 458     | 0.2  | 0.2                            |
| Homicide . . . . . (X99)   | 1,971   | 0.7  | 0.7                            |
| Undetermined . . . . . (Y28)   | 18      | *    | *                              |
| Legal intervention/war . . . . . (Y35.4)   | -       | *    | *                              |
| Drowning . . . . . (W65-W74,X71,X92,Y21)   | 3,923   | 1.4  | 1.4                            |
| Unintentional . . . . . (W65-W74)  | 3,281   | 1.2  | 1.1                            |
| Suicide . . . . . (X71)  | 339     | 0.1  | 0.1                            |
| Homicide . . . . . (X92)   | 68      | 0.0  | 0.0                            |
| Undetermined . . . . . (Y21)   | 235     | 0.1  | 0.1                            |
| Fall . . . . . (W00-W19,X80,Y01,Y30)   | 15,764  | 5.5  | 5.6                            |
| Unintentional . . . . . (W00-W19)  | 15,019  | 5.3  | 5.3                            |
| Suicide . . . . . (X80)  | 651     | 0.2  | 0.2                            |
| Homicide . . . . . (Y01)   | 17      | *    | *                              |
| Undetermined . . . . . (Y30)   | 77      | 0.0  | 0.0                            |
| Fire/hot object or substance . . . . . (*U01.3,X00-X19,X76-X77,X97-X98,Y26-Y27,Y36.3) <sup>3</sup>   | 3,796   | 1.3  | 1.3                            |
| Unintentional . . . . . (X00-X19)  | 3,423   | 1.2  | 1.2                            |
| Suicide . . . . . (X76-X77)  | 148     | 0.1  | 0.1                            |
| Homicide . . . . . (*U01.3,X97-X98)  | 148     | 0.1  | 0.0                            |
| Undetermined . . . . . (Y26-Y27)   | 77      | 0.0  | 0.0                            |
| Legal intervention/war . . . . . (Y36.3)   | -       | *    | *                              |
| Fire/flame . . . . . (X00-X09,X76,X97,Y26)   | 3,673   | 1.3  | 1.3                            |
| Unintentional . . . . . (X00-X09)  | 3,309   | 1.2  | 1.2                            |
| Suicide . . . . . (X76)  | 147     | 0.1  | 0.1                            |
| Homicide . . . . . (X97)   | 141     | 0.0  | 0.0                            |
| Undetermined . . . . . (Y26)   | 76      | 0.0  | 0.0                            |
| Hot object/substance . . . . . (X10-X19,X77,X98,Y27)   | 123     | 0.0  | 0.0                            |
| Unintentional . . . . . (X10-X19)  | 114     | 0.0  | 0.0                            |
| Suicide . . . . . (X77)  | 1       | *    | *                              |
| Homicide . . . . . (X98)   | 7       | *    | *                              |
| Undetermined . . . . . (Y27)   | 1       | *    | *                              |
| Firearm . . . . . (*U01.4,W32-W34,X72-X74,X93-X95,Y22-Y24,Y35.0)   | 29,573  | 10.4 | 10.3                           |
| Unintentional . . . . . (W32-W34)  | 802     | 0.3  | 0.3                            |
| Suicide . . . . . (X72-X74)  | 16,869  | 5.9  | 5.9                            |
| Homicide . . . . . (*U01.4,X93-X95)  | 11,348  | 4.0  | 3.9                            |
| Undetermined . . . . . (Y22-Y24)   | 231     | 0.1  | 0.1                            |
| Legal intervention/war . . . . . (Y35.0)   | 323     | 0.1  | 0.1                            |
| Machinery . . . . . (W24,W30-W31) <sup>4</sup>   | 648     | 0.2  | 0.2                            |
| All transport . . . . . (*U01.1,V01-V99,X82,Y03,Y32,Y36.1) <sup>2</sup>  | 49,827  | 17.5 | 17.4                           |
| Unintentional . . . . . (V01-V99)  | 46,706  | 16.4 | 16.3                           |
| Suicide . . . . . (X82)  | 91      | 0.0  | 0.0                            |
| Homicide . . . . . (*U01.1,Y03) <sup>2</sup>   | 3,008   | 1.1  | 1.0                            |
| Undetermined . . . . . (Y32)   | 22      | 0.0  | 0.0                            |
| Legal intervention/war . . . . . (Y36.1)   | -       | *    | *                              |
| Motor vehicle traffic . . . . . (V02-V04[.1-.9],V09.2,V12-V14[.3-.9],V19[.4-.6],V20-V28[.3-.9],V29-V79[.4-.9],V80[.3-.5],V81.1,V82.1,V83-V86[.0-.3],V87[.0-.8],V89.2) <sup>4</sup> | 42,443  | 14.9 | 14.9                           |
| Occupant . . . . . (V30-V79[.4-.9],V83-V86[.0-.3]) <sup>4</sup>  | 19,270  | 6.8  | 6.8                            |
| Motorcyclist . . . . . (V20-V28[.3-.9],V29[.4-.9]) <sup>4</sup>  | 2,976   | 1.0  | 1.0                            |
| Pedal cyclist . . . . . (V12-V14[.3-.9],V19[.4-.6]) <sup>4</sup>   | 585     | 0.2  | 0.2                            |
| Pedestrian . . . . . (V02-V04[.1-.9],V09.2) <sup>4</sup>   | 4,822   | 1.7  | 1.7                            |
| Other . . . . . (V80[.3-.5],V81.1,V82.1) <sup>4</sup>  | 15      | *    | *                              |
| Unspecified . . . . . (V87[.0-.8],V89.2) <sup>4</sup>  | 14,775  | 5.2  | 5.2                            |
| Pedal cyclist, other . . . . . (V10-V11,V12-V14[.0-.2],V15-V18,V19[.0-.3,.8,.9]) <sup>4</sup>  | 207     | 0.1  | 0.1                            |
| Pedestrian, other . . . . . (V01,V02-V04[.0],V05,V06,V09[.0,.1,.3,.9]) <sup>4</sup>  | 1,249   | 0.4  | 0.4                            |
| Other land transport . . . . . (V20-V28[.0-.2],V29-V79[.0-.3],V80[.0-.2,.6-.9],V81-V82[.0,.2-.9],V83-V86[.4-.9],V87.9,V88[.0-.9],V89[.0,.1,.3,.9],X82,Y03,Y32)                     | 1,493   | 0.5  | 0.5                            |
| Unintentional . . . . . (V20-V28[.0-.2],V29-V79[.0-.3],V80[.0-.2,.6-.9],V81-V82[.0,.2-.9],V83-V86[.4-.9],V87.9,V88[.0-.9],V89[.0,.1,.3,.9])  | 1,294   | 0.5  | 0.5                            |

See footnotes at end of table.

**Table 1. Deaths, death rates, and age-adjusted death rates due to injury according to mechanism and intent of death: United States, 2001—Con.**

[Rates per 100,000 population; age-adjusted rates per 100,000 U.S. standard population; see "Technical Notes." Figure(s) in brackets [ ] applies to the code or range of codes preceding it. For explanation of asterisks (\*) preceding cause-of-death codes, see "Technical Notes"]

| Mechanism and intent of death (Based on the <i>International Classification of Diseases, Tenth Revision, 1992</i> )  | Number | Rate | Age-adjusted rate <sup>1</sup> |
|--|--------|------|--------------------------------|
| Suicide . . . . . (X82)  | 91     | 0.0  | 0.0                            |
| Homicide . . . . . (Y03)   | 86     | 0.0  | 0.0                            |
| Undetermined . . . . . (Y32)   | 22     | 0.0  | 0.0                            |
| Other transport . . . . . (*U01.1,V90–V99,Y36.1) <sup>2</sup>  | 4,435  | 1.6  | 1.5                            |
| Unintentional . . . . . (V90–V99)  | 1,513  | 0.5  | 0.5                            |
| Homicide . . . . . (*U01.1) <sup>2</sup>   | 2,922  | 1.0  | 1.0                            |
| Legal intervention/war . . . . . (Y36.1)   | –      | *    | *                              |
| Natural/environmental . . . . . (W42–W43,W53–W64,W92–W99,X20–X39,X51–X57) <sup>4</sup>   | 1,427  | 0.5  | 0.5                            |
| Overexertion . . . . . (X50) <sup>4</sup>  | 8      | *    | *                              |
| Poisoning . . . . . (*U01[.6–.7],X40–X49,X60–X69,X85–X90,Y10–Y19,Y35.2)  | 22,242 | 7.8  | 7.8                            |
| Unintentional . . . . . (X40–X49)  | 14,078 | 4.9  | 4.9                            |
| Suicide . . . . . (X60–X69)  | 5,191  | 1.8  | 1.8                            |
| Homicide . . . . . (*U01[.6–.7],X85–X90)   | 64     | 0.0  | 0.0                            |
| Undetermined . . . . . (Y10–Y19)   | 2,909  | 1.0  | 1.0                            |
| Legal intervention/war . . . . . (Y35.2)   | –      | *    | *                              |
| Struck by or against . . . . . (W20–W22,W50–W52,X79,Y00,Y04,Y29,Y35.3)   | 1,244  | 0.4  | 0.4                            |
| Unintentional . . . . . (W20–W22,W50–W52)  | 898    | 0.3  | 0.3                            |
| Suicide . . . . . (X79)  | 2      | *    | *                              |
| Homicide . . . . . (Y00,Y04)   | 341    | 0.1  | 0.1                            |
| Undetermined . . . . . (Y29)   | 3      | *    | *                              |
| Legal intervention/war . . . . . (Y35.3)   | –      | *    | *                              |
| Suffocation . . . . . (W75–W84,X70,X91,Y20)  | 12,574 | 4.4  | 4.4                            |
| Unintentional . . . . . (W75–W84)  | 5,555  | 2.0  | 2.0                            |
| Suicide . . . . . (X70)  | 6,198  | 2.2  | 2.2                            |
| Homicide . . . . . (X91)   | 690    | 0.2  | 0.2                            |
| Undetermined . . . . . (Y20)   | 131    | 0.0  | 0.0                            |
| Other specified, classifiable . . . . . (*U01[.0,.2,.5],*U03.0,W23,W35–W41,W44,W49,W85–W91,X75,X81,X96,Y02,Y05–Y07,Y25,Y31,Y35[.1,.5],Y36[.0,.2,.4–.8],Y85) <sup>2</sup> | 2,061  | 0.7  | 0.7                            |
| Unintentional . . . . . (W23,W35–W41,W44,W49,W85–W91,Y85)  | 1,355  | 0.5  | 0.5                            |
| Suicide . . . . . (*U03.0,X75,X81) <sup>2</sup>  | 283    | 0.1  | 0.1                            |
| Homicide . . . . . (*U01[.0,.2,.5],X96,Y02,Y05–Y07)  | 316    | 0.1  | 0.1                            |
| Undetermined . . . . . (Y25,Y31)   | 42     | 0.0  | 0.0                            |
| Legal intervention/war . . . . . (Y35[.1,.5],Y36[.0,.2,.4–.8])   | 65     | 0.0  | 0.0                            |
| Other specified, not elsewhere classified . . . . . (*U01.8,*U02,X58,X83,X08,Y33,Y35.6,Y86–Y87,Y89[.0–.1])   | 2,299  | 0.8  | 0.8                            |
| Unintentional . . . . . (X58,Y86)  | 1,034  | 0.4  | 0.4                            |
| Suicide . . . . . (X83,Y87.0)  | 246    | 0.1  | 0.1                            |
| Homicide . . . . . (*U01.8,*U02,Y08,Y87.1)   | 831    | 0.3  | 0.3                            |
| Undetermined . . . . . (Y33,Y87.2)   | 163    | 0.1  | 0.1                            |
| Legal intervention/war . . . . . (Y35.6,Y89[.0,.1])  | 25     | 0.0  | 0.0                            |
| Unspecified . . . . . (*U01.9,*U03.9,X59,X84,Y09,Y34,Y35.7,Y36.9,Y89.9)  | 9,160  | 3.2  | 3.2                            |
| Unintentional . . . . . (X59)  | 7,218  | 2.5  | 2.5                            |
| Suicide . . . . . (*U03.9,X84)   | 146    | 0.1  | 0.1                            |
| Homicide . . . . . (*U01.9,Y09)  | 1,506  | 0.5  | 0.5                            |
| Undetermined . . . . . (Y34,Y89.9)   | 290    | 0.1  | 0.1                            |
| Legal intervention/war . . . . . (Y35.7,Y36.9)   | –      | *    | *                              |

\* Figure does not meet standard of reliability or precision; see "Technical Notes."

– Quantity zero.

0.0 Quantity more than zero but less than 0.05.

<sup>1</sup>For method of computation, see "Technical Notes."

<sup>2</sup>Figures include September 11, 2001, related deaths for which death certificates were filed as of October 24, 2002; see "Technical Notes."

<sup>3</sup>Codes \*U01.3 and Y36.3 cannot be divided separately into the subcategories shown below; therefore, subcategories may not add to the total.

<sup>4</sup>Death is unintentional.

**Table 2. Deaths due to injury according to mechanism and intent of death by age: United States, 2001**

[Figure(s) in brackets [ ] applies to the code or range of codes preceding it. For explanation of asterisks (\*) preceding cause-of-death codes, see "Technical Notes"]

| Mechanism and intent of death (Based on the <i>International Classification of Diseases, Tenth Revision, 1992</i> ) | All ages <sup>1</sup> | Under 1 year | 1-4 years | 5-9 years | 10-14 years | 15-19 years | 20-24 years | 25-34 years | 35-44 years | 45-54 years | 55-64 years | 65 years and over | 65-74 years | 75-84 years | 85 years and over |
|---|-----------------------|--------------|-----------|-----------|-------------|-------------|-------------|-------------|-------------|-------------|-------------|-------------------|-------------|-------------|-------------------|
| All injury . . . . . (*U01-*U03,V01-Y36,Y85-Y87,Y89) <sup>2</sup>   | 157,078               | 1,391        | 2,173     | 1,444     | 2,048       | 10,314      | 13,866      | 22,948      | 28,360      | 22,796      | 12,242      | 39,311            | 10,908      | 15,312      | 13,091            |
| Unintentional . . . . . (V01-X59,Y85-Y86)   | 101,537               | 976          | 1,714     | 1,283     | 1,553       | 6,646       | 7,765       | 11,839      | 15,945      | 13,344      | 7,658       | 32,694            | 7,835       | 12,688      | 12,171            |
| Suicide . . . . . (*U03,X60-X84,Y87.0) <sup>2</sup>   | 30,622                | ...          | ...       | 7         | 272         | 1,611       | 2,360       | 5,070       | 6,635       | 5,942       | 3,317       | 5,393             | 2,432       | 2,192       | 769               |
| Homicide . . . . . (*U01-*U02,X85-Y09,Y87.1) <sup>2</sup>   | 20,308                | 332          | 415       | 137       | 189         | 1,899       | 3,398       | 5,204       | 4,268       | 2,467       | 1,018       | 949               | 532         | 312         | 105               |
| Undetermined . . . . . (Y10-Y34,Y87.2,Y89.9)  | 4,198                 | 83           | 44        | 17        | 34          | 132         | 280         | 728         | 1,396       | 990         | 225         | 251               | 99          | 108         | 44                |
| Legal intervention/war . . . . . (Y35-Y36,Y89[0..1])  | 413                   | -            | -         | -         | -           | 26          | 63          | 107         | 116         | 53          | 24          | 24                | 10          | 12          | 2                 |
| Cut/pierce . . . . . (W25-W29,W45,X78,X99,Y28,Y35.4)  | 2,532                 | 2            | 14        | 8         | 18          | 168         | 344         | 537         | 587         | 401         | 183         | 267               | 128         | 105         | 34                |
| Unintentional . . . . . (W25-W29,W45)   | 85                    | -            | 4         | -         | 2           | 1           | 3           | 7           | 10          | 16          | 10          | 32                | 9           | 17          | 6                 |
| Suicide . . . . . (X78)   | 458                   | ...          | ...       | -         | -           | 2           | 22          | 52          | 116         | 115         | 60          | 91                | 39          | 36          | 16                |
| Homicide . . . . . (X99)  | 1,971                 | 2            | 10        | 8         | 16          | 165         | 316         | 472         | 458         | 266         | 112         | 143               | 79          | 52          | 12                |
| Undetermined . . . . . (Y28)  | 18                    | -            | -         | -         | -           | -           | 3           | 6           | 3           | 4           | 1           | 1                 | 1           | -           | -                 |
| Legal intervention/war . . . . . (Y35.4)  | -                     | -            | -         | -         | -           | -           | -           | -           | -           | -           | -           | -                 | -           | -           | -                 |
| Drowning . . . . . (W65-W74,X71,X92,Y21)  | 3,923                 | 90           | 481       | 176       | 171         | 347         | 325         | 463         | 592         | 486         | 264         | 485               | 200         | 195         | 90                |
| Unintentional . . . . . (W65-W74)   | 3,281                 | 68           | 458       | 168       | 165         | 322         | 274         | 374         | 462         | 359         | 206         | 391               | 159         | 157         | 75                |
| Suicide . . . . . (X71)   | 339                   | ...          | ...       | -         | 1           | 13          | 29          | 48          | 69          | 71          | 39          | 69                | 32          | 24          | 13                |
| Homicide . . . . . (X92)  | 68                    | 16           | 14        | 5         | 2           | 4           | 5           | 6           | 8           | 5           | -           | 2                 | 2           | -           | -                 |
| Undetermined . . . . . (Y21)  | 235                   | 6            | 9         | 3         | 3           | 8           | 17          | 35          | 53          | 51          | 19          | 23                | 7           | 14          | 2                 |
| Fall . . . . . (W00-W19,X80,Y01,Y30)  | 15,764                | 29           | 33        | 34        | 37          | 131         | 222         | 466         | 809         | 1,170       | 1,082       | 11,746            | 1,887       | 4,493       | 5,366             |
| Unintentional . . . . . (W00-W19)   | 15,019                | 23           | 32        | 33        | 33          | 88          | 168         | 340         | 647         | 1,024       | 1,004       | 11,623            | 1,833       | 4,440       | 5,350             |
| Suicide . . . . . (X80)   | 651                   | ...          | ...       | -         | 4           | 37          | 47          | 109         | 139         | 129         | 73          | 112               | 50          | 47          | 15                |
| Homicide . . . . . (Y01)  | 17                    | -            | -         | 1         | -           | 1           | 2           | 4           | 5           | 1           | 2           | 1                 | 1           | 1           | -                 |
| Undetermined . . . . . (Y30)  | 77                    | 6            | 1         | -         | -           | 5           | 6           | 15          | 19          | 12          | 4           | 9                 | 3           | 5           | 1                 |
| Fire/hot object or substance . . . . . (*U01.3,X00-X19,<br>X76-X77,X97-X98,Y26-Y27,Y36.3) <sup>3</sup>              | 3,796                 | 53           | 262       | 175       | 97          | 85          | 152         | 310         | 531         | 511         | 430         | 1,184             | 443         | 461         | 280               |
| Unintentional . . . . . (X00-X19)   | 3,423                 | 50           | 230       | 164       | 88          | 76          | 138         | 250         | 448         | 434         | 395         | 1,147             | 427         | 447         | 273               |
| Suicide . . . . . (X76-X77)   | 148                   | ...          | ...       | -         | 1           | 3           | 5           | 33          | 39          | 40          | 13          | 14                | 7           | 6           | 1                 |
| Homicide . . . . . (*U01.3,X97-X98)   | 148                   | -            | 24        | 8         | 7           | 6           | 8           | 16          | 30          | 20          | 15          | 13                | 8           | 3           | 2                 |
| Undetermined . . . . . (Y26-Y27)  | 77                    | 3            | 8         | 3         | 1           | -           | 1           | 11          | 14          | 17          | 7           | 10                | 1           | 5           | 4                 |
| Legal intervention/war . . . . . (Y36.3)  | -                     | -            | -         | -         | -           | -           | -           | -           | -           | -           | -           | -                 | -           | -           | -                 |
| Fire/flare . . . . . (X00-X09,X76,X97,Y26)  | 3,673                 | 53           | 255       | 175       | 97          | 85          | 145         | 307         | 523         | 495         | 413         | 1,119             | 426         | 437         | 256               |
| Unintentional . . . . . (X00-X09)   | 3,309                 | 50           | 225       | 164       | 88          | 76          | 133         | 247         | 441         | 419         | 378         | 1,085             | 411         | 423         | 251               |
| Suicide . . . . . (X76)   | 147                   | ...          | ...       | -         | 1           | 3           | 5           | 33          | 39          | 40          | 13          | 13                | 7           | 6           | -                 |
| Homicide . . . . . (X97)  | 141                   | -            | 22        | 8         | 7           | 6           | 16          | 29          | 20          | 15          | 11          | 7                 | 3           | 1           | 1                 |
| Undetermined . . . . . (Y26)  | 76                    | 3            | 8         | 3         | 1           | -           | 1           | 11          | 14          | 16          | 7           | 10                | 1           | 5           | 4                 |
| Hot object/substance . . . . . (X10-X19,X77,X98,Y27)  | 123                   | -            | 7         | -         | -           | -           | 7           | 3           | 8           | 16          | 17          | 65                | 17          | 24          | 24                |
| Unintentional . . . . . (X10-X19)   | 114                   | -            | 5         | -         | -           | -           | 5           | 3           | 7           | 15          | 17          | 62                | 16          | 24          | 22                |
| Suicide . . . . . (X77)   | 1                     | ...          | ...       | -         | -           | -           | -           | -           | -           | -           | -           | 1                 | -           | -           | 1                 |
| Homicide . . . . . (X98)  | 7                     | -            | 2         | -         | -           | -           | 2           | -           | 1           | -           | -           | 2                 | 1           | -           | 1                 |
| Undetermined . . . . . (Y27)  | 1                     | -            | -         | -         | -           | -           | -           | -           | -           | 1           | -           | -                 | -           | -           | -                 |
| Firearm . . . . . (*U01.4,W32-W34,X72-X74,<br>X93-X95,Y22-Y24,Y35.0)  | 29,573                | 11           | 70        | 79        | 254         | 2,523       | 4,164       | 6,137       | 5,288       | 4,120       | 2,544       | 4,364             | 1,998       | 1,803       | 563               |
| Unintentional . . . . . (W32-W34)   | 802                   | -            | 15        | 18        | 39          | 110         | 96          | 122         | 146         | 103         | 69          | 82                | 33          | 41          | 8                 |
| Suicide . . . . . (X72-X74)   | 16,869                | ...          | ...       | -         | 90          | 838         | 1,292       | 2,564       | 3,030       | 3,023       | 2,083       | 3,943             | 1,758       | 1,648       | 537               |
| Homicide . . . . . (*U01.4,X93-X95)   | 11,348                | 11           | 55        | 59        | 121         | 1,525       | 2,675       | 3,308       | 1,978       | 934         | 364         | 307               | 192         | 99          | 16                |
| Undetermined . . . . . (Y22-Y24)  | 231                   | -            | -         | 2         | 4           | 24          | 40          | 48          | 50          | 29          | 12          | 22                | 10          | 11          | 1                 |
| Legal intervention/war . . . . . (Y35.0)  | 323                   | -            | -         | -         | -           | 26          | 61          | 95          | 84          | 31          | 16          | 10                | 5           | 4           | 1                 |
| Machinery . . . . . (W24,W30-W31) <sup>4</sup>  | 648                   | -            | 9         | 5         | 10          | 14          | 36          | 83          | 111         | 114         | 109         | 157               | 85          | 58          | 14                |

See footnotes at end of table.

**Table 2. Deaths due to injury according to mechanism and intent of death by age: United States, 2001—Con.**

[Figure(s) in brackets [ ] applies to the code or range of codes preceding it. For explanation of asterisks (\*) preceding cause-of-death codes, see "Technical Notes"]

| Mechanism and intent of death (Based on the <i>International Classification of Diseases, Tenth Revision, 1992</i> )   | All ages <sup>1</sup> | Under 1 year | 1-4 years | 5-9 years | 10-14 years | 15-19 years | 20-24 years | 25-34 years | 35-44 years | 45-54 years | 55-64 years | 65 years and over | 65-74 years | 75-84 years | 85 years and over |
|---|-----------------------|--------------|-----------|-----------|-------------|-------------|-------------|-------------|-------------|-------------|-------------|-------------------|-------------|-------------|-------------------|
| All transport . . . (*U01.1,V01-V99,X82,Y03,Y32,Y36.1) <sup>2</sup>   | 49,827                | 151          | 678       | 769       | 1,055       | 5,401       | 5,857       | 8,233       | 8,779       | 6,787       | 4,058       | 8,016             | 3,285       | 3,468       | 1,263             |
| Unintentional . . . . . (V01-V99)   | 46,706                | 151          | 673       | 765       | 1,050       | 5,372       | 5,723       | 7,373       | 7,690       | 6,124       | 3,796       | 7,946             | 3,235       | 3,453       | 1,258             |
| Suicide . . . . . (X82)   | 91                    | ...          | ...       | -         | 1           | 10          | 7           | 16          | 25          | 16          | 11          | 5                 | 1           | 2           | 2                 |
| Homicide . . . . . (*U01.1,Y03) <sup>2</sup>  | 3,008                 | -            | 5         | 3         | 4           | 15          | 124         | 842         | 1,061       | 644         | 250         | 60                | 46          | 11          | 3                 |
| Undetermined . . . . . (Y32)  | 22                    | -            | -         | 1         | -           | 4           | 3           | 2           | 3           | 3           | 1           | 5                 | 3           | 2           | -                 |
| Legal intervention/war . . . . . (Y36.1)  | -                     | -            | -         | -         | -           | -           | -           | -           | -           | -           | -           | -                 | -           | -           | -                 |
| Motor Vehicle Traffic . . . . . (V02-V04[.1-.9],V09.2,<br>V12-V14[.3-.9],V19[.4-.6],V20-V28[.3-.9],<br>V29-V79[.4-.9],V80[.3-.5],V81.1,V82.1,<br>V83-V86[.0-.3], V87[.0-.8],V89.2) <sup>4</sup> | 42,443                | 139          | 558       | 660       | 884         | 5,106       | 5,407       | 6,759       | 6,891       | 5,422       | 3,328       | 7,256             | 2,888       | 3,179       | 1,189             |
| Occupant . . . . . (V30-V79[.4-.9],V83-V86[.0-.3]) <sup>4</sup>   | 19,270                | 82           | 218       | 261       | 391         | 2,660       | 2,656       | 3,053       | 2,924       | 2,264       | 1,456       | 3,300             | 1,350       | 1,400       | 550               |
| Motorcyclist . . . . . (V20-V28[.3-.9],V29[.4-.9]) <sup>4</sup>   | 2,976                 | -            | 1         | 7         | 26          | 165         | 442         | 789         | 739         | 540         | 183         | 84                | 60          | 19          | 5                 |
| Pedal cyclist . . . . . (V12-V14[.3-.9],V19[.4-.6]) <sup>4</sup>  | 585                   | -            | 1         | 42        | 61          | 58          | 30          | 65          | 111         | 100         | 53          | 61                | 36          | 19          | 6                 |
| Pedestrian . . . . . (V02-V04[.1-.9],V09.2) <sup>4</sup>  | 4,822                 | 7            | 169       | 152       | 193         | 255         | 318         | 545         | 879         | 763         | 477         | 1,042             | 392         | 474         | 176               |
| Other . . . . . (V80[.3-.5],V81.1,V82.1) <sup>4</sup>   | 15                    | -            | -         | -         | 1           | 2           | 2           | 2           | 2           | 3           | -           | 3                 | -           | 3           | -                 |
| Unspecified . . . . . (V87[.0-.8],V89.2) <sup>4</sup>   | 14,775                | 50           | 169       | 198       | 212         | 1,966       | 1,959       | 2,305       | 2,236       | 1,752       | 1,159       | 2,766             | 1,050       | 1,264       | 452               |
| Pedal cyclist, other . . . . . (V10-V11,V12-V14[.0-.2],<br>V15-V18,V19[.0-.3,.8,.9]) <sup>4</sup>   | 207                   | 1            | 2         | 9         | 18          | 6           | 15          | 23          | 35          | 47          | 26          | 25                | 19          | 5           | 1                 |
| Pedestrian, other . . . . . (V01,V02-V04[.0],V05,V06,<br>V09[.0,.1,.3,.9]) <sup>4</sup>   | 1,249                 | 3            | 81        | 26        | 38          | 66          | 73          | 160         | 238         | 192         | 117         | 245               | 94          | 113         | 38                |
| Other land transport . . . . . (V20-V28[.0-.2],<br>V29-V79[.0-.3],V80[.0-.2,.6-.9],V81-V82[.0,.2-.9],<br>V83-V86[.4-.9],V87.9,V88[.0-.9],V89[.0,.1,.3,.9],<br>X82,Y03,Y32)                      | 1,493                 | 4            | 15        | 51        | 85          | 152         | 145         | 210         | 245         | 184         | 140         | 262               | 114         | 120         | 28                |
| Unintentional . . . . . (V20-V28[.0-.2],<br>V29-V79[.0-.3],V80[.0-.2,.6-.9],V81-V82<br>[.0,.2-.9],V83-V86[.4-.9],V87.9,V88[.0-.9],<br>V89[.0,.1,.3,.9])   | 1,294                 | 4            | 13        | 48        | 83          | 125         | 125         | 172         | 204         | 150         | 127         | 243               | 106         | 113         | 24                |
| Suicide . . . . . (X82)   | 91                    | ...          | ...       | -         | 1           | 10          | 7           | 16          | 25          | 16          | 11          | 5                 | 1           | 2           | 2                 |
| Homicide . . . . . (Y03)  | 86                    | -            | 2         | 2         | 1           | 13          | 10          | 20          | 13          | 15          | 1           | 9                 | 4           | 3           | 2                 |
| Undetermined . . . . . (Y32)  | 22                    | -            | -         | 1         | -           | 4           | 3           | 2           | 3           | 3           | 1           | 5                 | 3           | 2           | -                 |
| Other transport . . . . . (*U01.1,V90-V99,Y36.1) <sup>2</sup>   | 4,435                 | 4            | 22        | 23        | 30          | 71          | 217         | 1,081       | 1,370       | 942         | 447         | 228               | 170         | 51          | 7                 |
| Unintentional . . . . . (V90-V99)   | 1,513                 | 4            | 19        | 22        | 27          | 69          | 103         | 259         | 322         | 313         | 198         | 177               | 128         | 43          | 6                 |
| Homicide . . . . . (*U01.1) <sup>2</sup>  | 2,922                 | -            | 3         | 1         | 3           | 2           | 114         | 822         | 1,048       | 629         | 249         | 51                | 42          | 8           | 1                 |
| Legal intervention/war . . . . . (Y36.1)  | -                     | -            | -         | -         | -           | -           | -           | -           | -           | -           | -           | -                 | -           | -           | -                 |
| Natural/environmental . . . . . (W42-W43,W53-W64,<br>W92-W99,X20-X39,X51-X57) <sup>4</sup>  | 1,427                 | 21           | 42        | 12        | 19          | 20          | 34          | 83          | 174         | 219         | 163         | 621               | 180         | 233         | 208               |
| Overexertion . . . . . (X50) <sup>4</sup>   | 8                     | -            | -         | -         | -           | -           | 1           | 1           | -           | 2           | 2           | 2                 | -           | 1           | 1                 |
| Poisoning . . . . . (*U01[.6-.7],X40-X49,X60-X69,<br>X85-X90,Y10-Y19,Y35.2)   | 22,242                | 32           | 41        | 23        | 54          | 598         | 1,346       | 3,813       | 7,712       | 5,756       | 1,518       | 1,333             | 602         | 486         | 245               |
| Unintentional . . . . . (X40-X49)   | 14,078                | 15           | 31        | 18        | 32          | 406         | 956         | 2,507       | 5,036       | 3,547       | 798         | 722               | 291         | 279         | 152               |
| Suicide . . . . . (X60-X69)   | 5,191                 | ...          | ...       | -         | 10          | 117         | 220         | 753         | 1,541       | 1,439       | 578         | 530               | 271         | 180         | 79                |
| Homicide . . . . . (*U01[.6-.7],X85-X90)  | 64                    | 10           | 3         | 4         | 3           | 2           | 2           | 4           | 14          | 9           | 5           | 8                 | 5           | -           | 3                 |
| Undetermined . . . . . (Y10-Y19)  | 2,909                 | 7            | 7         | 1         | 9           | 73          | 168         | 549         | 1,121       | 761         | 137         | 73                | 35          | 27          | 11                |
| Legal intervention/war . . . . . (Y35.2)  | -                     | -            | -         | -         | -           | -           | -           | -           | -           | -           | -           | -                 | -           | -           | -                 |
| Struck by or against . . . . . (W20-W22,W50-W52,<br>X79,Y00,Y04,Y29,Y35.3)  | 1,244                 | 18           | 42        | 25        | 11          | 48          | 76          | 167         | 260         | 269         | 134         | 193               | 92          | 66          | 35                |
| Unintentional . . . . . (W20-W22,W50-W52)   | 898                   | 8            | 31        | 25        | 11          | 32          | 51          | 116         | 173         | 193         | 106         | 152               | 71          | 53          | 28                |

See footnotes at end of table.



**Table 2. Deaths due to injury according to mechanism and intent of death by age: United States, 2001—Con.**

[Figure(s) in brackets [ ] applies to the code or range of codes preceding it. For explanation of asterisks (\*) preceding cause-of-death codes, see "Technical Notes"]

| Mechanism and intent of death (Based on the <i>International Classification of Diseases, Tenth Revision, 1992</i> )  | All ages <sup>1</sup> | Under 1 year | 1–4 years | 5–9 years | 10–14 years | 15–19 years | 20–24 years | 25–34 years | 35–44 years | 45–54 years | 55–64 years | 65 years and over | 65–74 years | 75–84 years | 85 years and over |
|--|-----------------------|--------------|-----------|-----------|-------------|-------------|-------------|-------------|-------------|-------------|-------------|-------------------|-------------|-------------|-------------------|
| Suicide . . . . . (X79)  | 2                     | ...          | ...       | –         | –           | –           | –           | 1           | 1           | –           | –           | –                 | –           | –           | –                 |
| Homicide . . . . . (Y00, Y04)  | 341                   | 10           | 11        | –         | –           | 16          | 24          | 49          | 85          | 76          | 28          | 41                | 21          | 13          | 7                 |
| Undetermined . . . . . (Y29)   | 3                     | –            | –         | –         | –           | –           | 1           | 1           | 1           | –           | –           | –                 | –           | –           | –                 |
| Legal intervention/war . . . . . (Y35.3)   | –                     | –            | –         | –         | –           | –           | –           | –           | –           | –           | –           | –                 | –           | –           | –                 |
| Suffocation . . . . . (W75–W84, X70, X91, Y20)   | 12,574                | 701          | 163       | 64        | 252         | 661         | 850         | 1,673       | 2,039       | 1,510       | 819         | 3,838             | 883         | 1,490       | 1,465             |
| Unintentional . . . . . (W75–W84)  | 5,555                 | 614          | 138       | 44        | 68          | 65          | 80          | 156         | 344         | 461         | 381         | 3,204             | 595         | 1,248       | 1,361             |
| Suicide . . . . . (X70)  | 6,198                 | ...          | ...       | 6         | 163         | 551         | 684         | 1,373       | 1,534       | 952         | 392         | 543               | 238         | 212         | 93                |
| Homicide . . . . . (X91)   | 690                   | 40           | 18        | 10        | 6           | 39          | 76          | 132         | 145         | 88          | 45          | 87                | 47          | 29          | 11                |
| Undetermined . . . . . (Y20)   | 131                   | 47           | 7         | 4         | 15          | 6           | 10          | 12          | 16          | 9           | 1           | 4                 | 3           | 1           | –                 |
| Other specified, classifiable . . . . . (*U01[.0,.2,.5], *U03.0, W23, W35–W41, W44, W49, W85–W91, X75, X81, X96, Y02, Y05–Y07, Y25, Y31, Y35[.1,.5], Y36[.0,.2,.4–.8], Y85) <sup>2</sup> | 2,061                 | 122          | 103       | 26        | 19          | 91          | 135         | 321         | 432         | 350         | 173         | 283               | 121         | 122         | 40                |
| Unintentional . . . . . (W23, W35–W41, W44, W49, W85–W91, Y85)   | 1,355                 | 5            | 23        | 14        | 15          | 52          | 86          | 224         | 320         | 249         | 136         | 231               | 96          | 104         | 31                |
| Suicide . . . . . (*U03.0, X75, X81) <sup>2</sup>  | 283                   | ...          | ...       | –         | –           | 21          | 33          | 65          | 55          | 64          | 20          | 20                | 11          | 7           | 2                 |
| Homicide . . . . . (*U01[.0,.2,.5], X96, Y02, Y05–Y07)   | 316                   | 117          | 80        | 12        | 4           | 15          | 9           | 13          | 21          | 15          | 6           | 24                | 11          | 6           | 7                 |
| Undetermined . . . . . (Y25, Y31)  | 42                    | –            | –         | –         | –           | 3           | 7           | 8           | 7           | 6           | 3           | 7                 | 3           | 4           | –                 |
| Legal intervention/war . . . . . (Y35[.1,.5], Y36[.0,.2,.4–.8])  | 65                    | –            | –         | –         | –           | –           | –           | 11          | 29          | 16          | 8           | 1                 | –           | 1           | –                 |
| Other specified, not elsewhere classified . . . . . (*U01.8, *U02, X58, X83, Y08, Y33, Y35.6, Y86–Y87, Y89[.0–.1])   | 2,299                 | 21           | 61        | 18        | 18          | 75          | 95          | 263         | 365         | 397         | 213         | 773               | 212         | 307         | 254               |
| Unintentional . . . . . (X58, Y86)   | 1,034                 | –            | 7         | 6         | 6           | 15          | 18          | 57          | 110         | 139         | 98          | 578               | 133         | 235         | 210               |
| Suicide . . . . . (X83, Y87.0)   | 246                   | ...          | ...       | 1         | 1           | 11          | 11          | 33          | 52          | 67          | 28          | 42                | 18          | 16          | 8                 |
| Homicide . . . . . (*U01.8, *U02, Y08, Y87.1)  | 831                   | 19           | 49        | 8         | 9           | 46          | 59          | 156         | 166         | 155         | 75          | 89                | 41          | 29          | 19                |
| Undetermined . . . . . (Y33, Y87.2)  | 163                   | 2            | 5         | 3         | 2           | 3           | 5           | 16          | 34          | 30          | 12          | 51                | 15          | 20          | 16                |
| Legal intervention/war . . . . . (Y35.6, Y89[.0,.1])   | 25                    | –            | –         | –         | –           | –           | 2           | 1           | 3           | 6           | –           | 13                | 5           | 7           | 1                 |
| Unspecified . . . . . (*U01.9, *U03.9, X59, X84, Y09, Y34, Y35.7, Y36.9, Y89.9)  | 9,160                 | 140          | 174       | 30        | 33          | 152         | 229         | 398         | 681         | 704         | 550         | 6,049             | 792         | 2,024       | 3,233             |
| Unintentional . . . . . (X59)  | 7,218                 | 21           | 21        | 11        | 15          | 73          | 101         | 146         | 274         | 360         | 385         | 5,806             | 688         | 1,922       | 3,196             |
| Suicide . . . . . (*U03.9, X84)  | 146                   | ...          | ...       | –         | 1           | 8           | 10          | 23          | 34          | 26          | 20          | 24                | 7           | 14          | 3                 |
| Homicide . . . . . (*U01.9, Y09)   | 1,506                 | 107          | 146       | 19        | 17          | 65          | 99          | 204         | 298         | 250         | 117         | 173               | 79          | 69          | 25                |
| Undetermined . . . . . (Y34, Y89.9)  | 290                   | 12           | 7         | –         | –           | 6           | 19          | 25          | 75          | 68          | 28          | 46                | 18          | 19          | 9                 |
| Legal intervention/war . . . . . (Y35.7, Y36.9)  | –                     | –            | –         | –         | –           | –           | –           | –           | –           | –           | –           | –                 | –           | –           | –                 |

– Quantity zero.

... Category not applicable.

<sup>1</sup>Figures for age not stated are included in "All ages" but not distributed among age groups.

<sup>2</sup>Figures include September 11, 2001, related deaths for which death certificates were filed as of October 24, 2002; see "Technical Notes."

<sup>3</sup>Codes \*U01.3 and Y36.3 cannot be divided separately into the subcategories shown below; therefore, subcategories may not add to the total.

<sup>4</sup>Death is unintentional.

**Table 3. Death rates due to injury according to mechanism and intent of death by age: United States, 2001**

[Crude rates per 100,000 population. Figure(s) in brackets [ ] applies to the code or range of codes preceding it. For explanation of asterisks (\*) preceding cause-of-death codes, see "Technical Notes"]

| Mechanism and intent of death (Based on the <i>International Classification of Diseases, Tenth Revision, 1992</i> ) | All ages <sup>1</sup> | Under 1 year | 1-4 years | 5-9 years | 10-14 years | 15-19 years | 20-24 years | 25-34 years | 35-44 years | 45-54 years | 55-64 years | 65 years and over | 65-74 years | 75-84 years | 85 years and over |
|---|-----------------------|--------------|-----------|-----------|-------------|-------------|-------------|-------------|-------------|-------------|-------------|-------------------|-------------|-------------|-------------------|
| All injury . . . . . (*U01-U03,V01-Y36,Y85-Y87,Y89) <sup>2</sup>  | 55.2                  | 34.5         | 14.2      | 7.2       | 9.8         | 50.9        | 70.5        | 57.9        | 63.0        | 58.2        | 48.4        | 111.4             | 59.6        | 121.8       | 297.3             |
| Unintentional . . . . . (V01-X59,Y85-Y86)   | 35.7                  | 24.2         | 11.2      | 6.4       | 7.4         | 32.8        | 39.5        | 29.9        | 35.4        | 34.1        | 30.3        | 92.6              | 42.8        | 100.9       | 276.4             |
| Suicide . . . . . (*U03,X60-X84,Y87.0) <sup>2</sup>   | 10.8                  | ...          | ...       | *         | 1.3         | 7.9         | 12.0        | 12.8        | 14.7        | 15.2        | 13.1        | 15.3              | 13.3        | 17.4        | 17.5              |
| Homicide . . . . . (*U01-U02,X85-Y09,Y87.1) <sup>2</sup>  | 7.1                   | 8.2          | 2.7       | 0.7       | 0.9         | 9.4         | 17.3        | 13.1        | 9.5         | 6.3         | 4.0         | 2.7               | 2.9         | 2.5         | 2.4               |
| Undetermined . . . . . (Y10-Y34,Y87.2,Y89.9)  | 1.5                   | 2.1          | 0.3       | *         | 0.2         | 0.7         | 1.4         | 1.8         | 3.1         | 2.5         | 0.9         | 0.7               | 0.5         | 0.9         | 1.0               |
| Legal intervention/war . . . . . (Y35-Y36,Y89[0..1])  | 0.1                   | *            | *         | *         | *           | 0.1         | 0.3         | 0.3         | 0.3         | 0.1         | 0.1         | 0.1               | *           | *           | *                 |
| Cut/pierce . . . . . (W25-W29,W45,X78,X99,Y28,Y35.4)  | 0.9                   | *            | *         | *         | *           | 0.8         | 1.7         | 1.4         | 1.3         | 1.0         | 0.7         | 0.8               | 0.7         | 0.8         | 0.8               |
| Unintentional . . . . . (W25-W29,W45)   | 0.0                   | *            | *         | *         | *           | *           | *           | *           | *           | *           | *           | 0.1               | *           | *           | *                 |
| Suicide . . . . . (X78)   | 0.2                   | ...          | ...       | *         | *           | *           | 0.1         | 0.1         | 0.3         | 0.3         | 0.2         | 0.3               | 0.2         | 0.3         | *                 |
| Homicide . . . . . (X99)  | 0.7                   | *            | *         | *         | *           | 0.8         | 1.6         | 1.2         | 1.0         | 0.7         | 0.4         | 0.4               | 0.4         | 0.4         | *                 |
| Undetermined . . . . . (Y28)  | *                     | *            | *         | *         | *           | *           | *           | *           | *           | *           | *           | *                 | *           | *           | *                 |
| Legal intervention/war . . . . . (Y35.4)  | *                     | *            | *         | *         | *           | *           | *           | *           | *           | *           | *           | *                 | *           | *           | *                 |
| Drowning . . . . . (W65-W74,X71,X92,Y21)  | 1.4                   | 2.2          | 3.1       | 0.9       | 0.8         | 1.7         | 1.7         | 1.2         | 1.3         | 1.2         | 1.0         | 1.4               | 1.1         | 1.6         | 2.0               |
| Unintentional . . . . . (W65-W74)   | 1.2                   | 1.7          | 3.0       | 0.8       | 0.8         | 1.6         | 1.4         | 0.9         | 1.0         | 0.9         | 0.8         | 1.1               | 0.9         | 1.2         | 1.7               |
| Suicide . . . . . (X71)   | 0.1                   | ...          | ...       | *         | *           | *           | 0.1         | 0.1         | 0.2         | 0.2         | 0.2         | 0.2               | 0.2         | 0.2         | *                 |
| Homicide . . . . . (X92)  | 0.0                   | *            | *         | *         | *           | *           | *           | *           | *           | *           | *           | *                 | *           | *           | *                 |
| Undetermined . . . . . (Y21)  | 0.1                   | *            | *         | *         | *           | *           | *           | 0.1         | 0.1         | 0.1         | *           | 0.1               | *           | *           | *                 |
| Fall . . . . . (W00-W19,X80,Y01,Y30)  | 5.5                   | 0.7          | 0.2       | 0.2       | 0.2         | 0.6         | 1.1         | 1.2         | 1.8         | 3.0         | 4.3         | 33.3              | 10.3        | 35.7        | 121.9             |
| Unintentional . . . . . (W00-W19)   | 5.3                   | 0.6          | 0.2       | 0.2       | 0.2         | 0.4         | 0.9         | 0.9         | 1.4         | 2.6         | 4.0         | 32.9              | 10.0        | 35.3        | 121.5             |
| Suicide . . . . . (X80)   | 0.2                   | ...          | ...       | *         | *           | 0.2         | 0.2         | 0.3         | 0.3         | 0.3         | 0.3         | 0.3               | 0.3         | 0.4         | *                 |
| Homicide . . . . . (Y01)  | *                     | *            | *         | *         | *           | *           | *           | *           | *           | *           | *           | *                 | *           | *           | *                 |
| Undetermined . . . . . (Y30)  | 0.0                   | *            | *         | *         | *           | *           | *           | *           | *           | *           | *           | *                 | *           | *           | *                 |
| Fire/hot object or substance . . . . . (*U01.3,X00-X19,<br>X76-X77,X97-X98,Y26-Y27,Y36.3) <sup>3</sup>              | 1.3                   | 1.3          | 1.7       | 0.9       | 0.5         | 0.4         | 0.8         | 0.8         | 1.2         | 1.3         | 1.7         | 3.4               | 2.4         | 3.7         | 6.4               |
| Unintentional . . . . . (X00-X19)   | 1.2                   | 1.2          | 1.5       | 0.8       | 0.4         | 0.4         | 0.7         | 0.6         | 1.0         | 1.1         | 1.6         | 3.3               | 2.3         | 3.6         | 6.2               |
| Suicide . . . . . (X76-X77)   | 0.1                   | ...          | ...       | *         | *           | *           | *           | 0.1         | 0.1         | 0.1         | *           | *                 | *           | *           | *                 |
| Homicide . . . . . (*U01.3,X97-X98)   | 0.1                   | *            | 0.2       | *         | *           | *           | *           | *           | 0.1         | 0.1         | *           | *                 | *           | *           | *                 |
| Undetermined . . . . . (Y26-Y27)  | 0.0                   | *            | *         | *         | *           | *           | *           | *           | *           | *           | *           | *                 | *           | *           | *                 |
| Legal intervention/war . . . . . (Y36.3)  | *                     | *            | *         | *         | *           | *           | *           | *           | *           | *           | *           | *                 | *           | *           | *                 |
| Fire/flame . . . . . (X00-X09,X76,X97,Y26)  | 1.3                   | 1.3          | 1.7       | 0.9       | 0.5         | 0.4         | 0.7         | 0.8         | 1.2         | 1.3         | 1.6         | 3.2               | 2.3         | 3.5         | 5.8               |
| Unintentional . . . . . (X00-X09)   | 1.2                   | 1.2          | 1.5       | 0.8       | 0.4         | 0.4         | 0.7         | 0.6         | 1.0         | 1.1         | 1.5         | 3.1               | 2.2         | 3.4         | 5.7               |
| Suicide . . . . . (X76)   | 0.1                   | ...          | ...       | *         | *           | *           | *           | 0.1         | 0.1         | 0.1         | *           | *                 | *           | *           | *                 |
| Homicide . . . . . (X97)  | 0.0                   | *            | 0.1       | *         | *           | *           | *           | *           | 0.1         | 0.1         | *           | *                 | *           | *           | *                 |
| Undetermined . . . . . (Y26)  | 0.0                   | *            | *         | *         | *           | *           | *           | *           | *           | *           | *           | *                 | *           | *           | *                 |
| Hot object/substance . . . . . (X10-X19,X77,X98,Y27)  | 0.0                   | *            | *         | *         | *           | *           | *           | *           | *           | *           | *           | 0.2               | *           | 0.2         | 0.5               |
| Unintentional . . . . . (X10-X19)   | 0.0                   | *            | *         | *         | *           | *           | *           | *           | *           | *           | *           | 0.2               | *           | 0.2         | 0.5               |
| Suicide . . . . . (X77)   | *                     | ...          | ...       | *         | *           | *           | *           | *           | *           | *           | *           | *                 | *           | *           | *                 |
| Homicide . . . . . (X98)  | *                     | *            | *         | *         | *           | *           | *           | *           | *           | *           | *           | *                 | *           | *           | *                 |
| Undetermined . . . . . (Y27)  | *                     | *            | *         | *         | *           | *           | *           | *           | *           | *           | *           | *                 | *           | *           | *                 |
| Firearm . . . . . (*U01.4,W32-W34,X72-X74,X93-X95,<br>Y22-Y24,Y35.0)  | 10.4                  | *            | 0.5       | 0.4       | 1.2         | 12.4        | 21.2        | 15.5        | 11.7        | 10.5        | 10.1        | 12.4              | 10.9        | 14.3        | 12.8              |
| Unintentional . . . . . (W32-W34)   | 0.3                   | *            | *         | *         | 0.2         | 0.5         | 0.5         | 0.3         | 0.3         | 0.3         | 0.3         | 0.2               | 0.2         | 0.3         | *                 |
| Suicide . . . . . (X72-X74)   | 5.9                   | ...          | ...       | *         | 0.4         | 4.1         | 6.6         | 6.5         | 6.7         | 7.7         | 8.2         | 11.2              | 9.6         | 13.1        | 12.2              |
| Homicide . . . . . (*U01.4,X93-X95)   | 4.0                   | *            | 0.4       | 0.3       | 0.6         | 7.5         | 13.6        | 8.4         | 4.4         | 2.4         | 1.4         | 0.9               | 1.0         | 0.8         | *                 |
| Undetermined . . . . . (Y22-Y24)  | 0.1                   | *            | *         | *         | *           | 0.1         | 0.2         | 0.1         | 0.1         | 0.1         | *           | 0.1               | *           | *           | *                 |
| Legal intervention/war . . . . . (Y35.0)  | 0.1                   | *            | *         | *         | *           | 0.1         | 0.3         | 0.2         | 0.2         | 0.1         | *           | *                 | *           | *           | *                 |
| Machinery . . . . . (W24,W30-W31) <sup>4</sup>  | 0.2                   | *            | *         | *         | *           | *           | 0.2         | 0.2         | 0.2         | 0.3         | 0.4         | 0.4               | 0.5         | 0.5         | *                 |
| All transport . . . . . (*U01.1,V01-V99,X82,Y03,Y32,Y36.1) <sup>2</sup>   | 17.5                  | 3.7          | 4.4       | 3.8       | 5.1         | 26.6        | 29.8        | 20.8        | 19.5        | 17.3        | 16.0        | 22.7              | 17.9        | 27.6        | 28.7              |

See footnotes at end of table.

**Table 3. Death rates due to injury according to mechanism and intent of death by age: United States, 2001—Con.**

[Crude rates per 100,000 population. Figure(s) in brackets [ ] applies to the code or range of codes preceding it. For explanation of asterisks (\*) preceding cause-of-death codes, see "Technical Notes"]

| Mechanism and intent of death (Based on the <i>International Classification of Diseases, Tenth Revision, 1992</i> )  | All ages <sup>1</sup> | Under 1 year | 1–4 years | 5–9 years | 10–14 years | 15–19 years | 20–24 years | 25–34 years | 35–44 years | 45–54 years | 55–64 years | 65 years and over | 65–74 years | 75–84 years | 85 years and over |
|--|-----------------------|--------------|-----------|-----------|-------------|-------------|-------------|-------------|-------------|-------------|-------------|-------------------|-------------|-------------|-------------------|
| Unintentional . . . . . (V01–V99)  | 16.4                  | 3.7          | 4.4       | 3.8       | 5.0         | 26.5        | 29.1        | 18.6        | 17.1        | 15.6        | 15.0        | 22.5              | 17.7        | 27.5        | 28.6              |
| Suicide . . . . . (X82)  | 0.0                   | ...          | ...       | *         | *           | *           | *           | *           | 0.1         | *           | *           | *                 | *           | *           | *                 |
| Homicide . . . . . (*U01.1,Y03) <sup>2</sup>   | 1.1                   | *            | *         | *         | *           | *           | 0.6         | 2.1         | 2.4         | 1.6         | 1.0         | 0.2               | 0.3         | *           | *                 |
| Undetermined . . . . . (Y32)   | 0.0                   | *            | *         | *         | *           | *           | *           | *           | *           | *           | *           | *                 | *           | *           | *                 |
| Legal intervention/war . . . . . (Y36.1)   | *                     | *            | *         | *         | *           | *           | *           | *           | *           | *           | *           | *                 | *           | *           | *                 |
| Motor vehicle traffic . . . . . (V02–V04[.1,.9], V09.2,V12–V14[.3–.9],V19[.4–.6],V20–V28[.3–.9], V29–V79[.4–.9],V80[.3–.5],V81.1,V82.1,V83–V86 [0–.3],V87[.0–.8],V89.2) <sup>4</sup> | 14.9                  | 3.4          | 3.6       | 3.3       | 4.2         | 25.2        | 27.5        | 17.1        | 15.3        | 13.8        | 13.1        | 20.6              | 15.8        | 25.3        | 27.0              |
| Occupant . . . . . (V30–V79[.4–.9],V83–V86[0–.3]) <sup>4</sup>   | 6.8                   | 2.0          | 1.4       | 1.3       | 1.9         | 13.1        | 13.5        | 7.7         | 6.5         | 5.8         | 5.8         | 9.4               | 7.4         | 11.1        | 12.5              |
| Motorcyclist . . . . . (V20–V28[.3–.9],V29[.4–.9]) <sup>4</sup>  | 1.0                   | *            | *         | *         | 0.1         | 0.8         | 2.2         | 2.0         | 1.6         | 1.4         | 0.7         | 0.2               | 0.3         | *           | *                 |
| Pedal cyclist . . . . . (V12–V14[.3–.9],V19[.4–.6]) <sup>4</sup>   | 0.2                   | *            | *         | 0.2       | 0.3         | 0.3         | 0.2         | 0.2         | 0.2         | 0.3         | 0.2         | 0.2               | 0.2         | *           | *                 |
| Pedestrian . . . . . (V02–V04[.1,.9],V09.2) <sup>4</sup>   | 1.7                   | *            | 1.1       | 0.8       | 0.9         | 1.3         | 1.6         | 1.4         | 2.0         | 1.9         | 1.9         | 3.0               | 2.1         | 3.8         | 4.0               |
| Other . . . . . (V80[.3–.5],V81.1,V82.1) <sup>4</sup>  | *                     | *            | *         | *         | *           | *           | *           | *           | *           | *           | *           | *                 | *           | *           | *                 |
| Unspecified . . . . . (V87[.0–.8],V89.2) <sup>4</sup>  | 5.2                   | 1.2          | 1.1       | 1.0       | 1.0         | 9.7         | 10.0        | 5.8         | 5.0         | 4.5         | 4.6         | 7.8               | 5.7         | 10.1        | 10.3              |
| Pedal cyclist, other . . . . . (V10–V11, V12–V14[.0–.2],V15–V18,V19[.0–.3,.8,.9]) <sup>4</sup>   | 0.1                   | *            | *         | *         | *           | *           | *           | 0.1         | 0.1         | 0.1         | 0.1         | 0.1               | *           | *           | *                 |
| Pedestrian, other . . . . . (V01,V02–V04[.0],V05,V06, V09[.0,.1,.3,.9]) <sup>4</sup>   | 0.4                   | *            | 0.5       | 0.1       | 0.2         | 0.3         | 0.4         | 0.4         | 0.5         | 0.5         | 0.5         | 0.7               | 0.5         | 0.9         | 0.9               |
| Other land transport . . . . . (V20–V28[.0–.2], V29–V79[.0–.3],V80[.0–.2,.6–.9],V81–V82[.0,.2–.9], V83–V86[.4–.9],V87.9,V88[.0–.9],V89[.0,.1,.3,.9], X82,Y03,Y32)                    | 0.5                   | *            | *         | 0.3       | 0.4         | 0.7         | 0.7         | 0.5         | 0.5         | 0.5         | 0.6         | 0.7               | 0.6         | 1.0         | 0.6               |
| Unintentional . . . . . (V20–V28[.0–.2],V29–V79[.0–.3], V80[.0–.2,.6–.9],V81–V82[.0,.2–.9],V83–V86 [.4–.9],V87.9,V88[.0–.9],V89[.0,.1,.3,.9])  | 0.5                   | *            | *         | 0.2       | 0.4         | 0.6         | 0.6         | 0.4         | 0.5         | 0.4         | 0.5         | 0.7               | 0.6         | 0.9         | 0.5               |
| Suicide . . . . . (X82)  | 0.0                   | ...          | ...       | *         | *           | *           | *           | *           | 0.1         | *           | *           | *                 | *           | *           | *                 |
| Homicide . . . . . (Y03)   | 0.0                   | *            | *         | *         | *           | *           | *           | 0.1         | *           | *           | *           | *                 | *           | *           | *                 |
| Undetermined . . . . . (Y32)   | 0.0                   | *            | *         | *         | *           | *           | *           | *           | *           | *           | *           | *                 | *           | *           | *                 |
| Other transport . . . . . (*U01.1,V90–V99,Y36.1) <sup>2</sup>  | 1.6                   | *            | 0.1       | 0.1       | 0.1         | 0.4         | 1.1         | 2.7         | 3.0         | 2.4         | 1.8         | 0.6               | 0.9         | 0.4         | *                 |
| Unintentional . . . . . (V90–V99)  | 0.5                   | *            | *         | 0.1       | 0.1         | 0.3         | 0.5         | 0.7         | 0.7         | 0.8         | 0.8         | 0.5               | 0.7         | 0.3         | *                 |
| Homicide . . . . . (*U01.1) <sup>2</sup>   | 1.0                   | *            | *         | *         | *           | *           | 0.6         | 2.1         | 2.3         | 1.6         | 1.0         | 0.1               | 0.2         | *           | *                 |
| Legal intervention/war . . . . . (Y36.1)   | *                     | *            | *         | *         | *           | *           | *           | *           | *           | *           | *           | *                 | *           | *           | *                 |
| Natural/environmental . . . . . (W42–W43,W53–W64, W92–W99,X20–X39,X51–X57) <sup>4</sup>  | 0.5                   | 0.5          | 0.3       | *         | *           | 0.1         | 0.2         | 0.2         | 0.4         | 0.6         | 0.6         | 1.8               | 1.0         | 1.9         | 4.7               |
| Overexertion . . . . . (X50) <sup>4</sup>  | *                     | *            | *         | *         | *           | *           | *           | *           | *           | *           | *           | *                 | *           | *           | *                 |
| Poisoning . . . . . (*U01[.6–.7],X40–X49,X60–X69, X85–X90,Y10–Y19,Y35.2)   | 7.8                   | 0.8          | 0.3       | 0.1       | 0.3         | 3.0         | 6.8         | 9.6         | 17.1        | 14.7        | 6.0         | 3.8               | 3.3         | 3.9         | 5.6               |
| Unintentional . . . . . (X40–X49)  | 4.9                   | *            | 0.2       | *         | 0.2         | 2.0         | 4.9         | 6.3         | 11.2        | 9.1         | 3.2         | 2.0               | 1.6         | 2.2         | 3.5               |
| Suicide . . . . . (X60–X69)  | 1.8                   | ...          | ...       | *         | *           | 0.6         | 1.1         | 1.9         | 3.4         | 3.7         | 2.3         | 1.5               | 1.5         | 1.4         | 1.8               |
| Homicide . . . . . (*U01[.6–.7],X85–X90)   | 0.0                   | *            | *         | *         | *           | *           | *           | *           | *           | *           | *           | *                 | *           | *           | *                 |
| Undetermined . . . . . (Y10–Y19)   | 1.0                   | *            | *         | *         | *           | 0.4         | 0.9         | 1.4         | 2.5         | 1.9         | 0.5         | 0.2               | 0.2         | 0.2         | *                 |
| Legal intervention/war . . . . . (Y35.2)   | *                     | *            | *         | *         | *           | *           | *           | *           | *           | *           | *           | *                 | *           | *           | *                 |
| Struck by or against . . . . . (W20–W22,W50–W52, X79,Y00,Y04,Y29,Y35.3)  | 0.4                   | *            | 0.3       | 0.1       | *           | 0.2         | 0.4         | 0.4         | 0.6         | 0.7         | 0.5         | 0.5               | 0.5         | 0.5         | 0.8               |
| Unintentional . . . . . (W20–W22,W50–W52)  | 0.3                   | *            | 0.2       | 0.1       | *           | 0.2         | 0.3         | 0.3         | 0.4         | 0.5         | 0.4         | 0.4               | 0.4         | 0.4         | 0.6               |
| Suicide . . . . . (X79)  | *                     | ...          | ...       | *         | *           | *           | *           | *           | *           | *           | *           | *                 | *           | *           | *                 |

See footnotes at end of table.

**Table 3. Death rates due to injury according to mechanism and intent of death by age: United States, 2001—Con.**

[Crude rates per 100,000 population. Figure(s) in brackets [ ] applies to the code or range of codes preceding it. For explanation of asterisks (\*) preceding cause-of-death codes, see "Technical Notes"]

| Mechanism and intent of death (Based on the <i>International Classification of Diseases, Tenth Revision, 1992</i> )  | All ages <sup>1</sup> | Under 1 year | 1–4 years | 5–9 years | 10–14 years | 15–19 years | 20–24 years | 25–34 years | 35–44 years | 45–54 years | 55–64 years | 65 years and over | 65–74 years | 75–84 years | 85 years and over |
|--|-----------------------|--------------|-----------|-----------|-------------|-------------|-------------|-------------|-------------|-------------|-------------|-------------------|-------------|-------------|-------------------|
| Homicide . . . . . (Y00,Y04)   | 0.1                   | *            | *         | *         | *           | *           | 0.1         | 0.1         | 0.2         | 0.2         | 0.1         | 0.1               | 0.1         | *           | *                 |
| Undetermined . . . . . (Y29)   | *                     | *            | *         | *         | *           | *           | *           | *           | *           | *           | *           | *                 | *           | *           | *                 |
| Legal intervention/war . . . . . (Y35.3)   | *                     | *            | *         | *         | *           | *           | *           | *           | *           | *           | *           | *                 | *           | *           | *                 |
| Suffocation . . . . . (W75–W84,X70,X91,Y20)  | 4.4                   | 17.4         | 1.1       | 0.3       | 1.2         | 3.3         | 4.3         | 4.2         | 4.5         | 3.9         | 3.2         | 10.9              | 4.8         | 11.8        | 33.3              |
| Unintentional . . . . . (W75–W84)  | 2.0                   | 15.2         | 0.9       | 0.2       | 0.3         | 0.3         | 0.4         | 0.4         | 0.8         | 1.2         | 1.5         | 9.1               | 3.2         | 9.9         | 30.9              |
| Suicide . . . . . (X70)  | 2.2                   | ...          | ...       | *         | 0.8         | 2.7         | 3.5         | 3.5         | 3.4         | 2.4         | 1.5         | 1.5               | 1.3         | 1.7         | 2.1               |
| Homicide . . . . . (X91)   | 0.2                   | 1.0          | *         | *         | *           | 0.2         | 0.4         | 0.3         | 0.3         | 0.2         | 0.2         | 0.2               | 0.3         | 0.2         | *                 |
| Undetermined . . . . . (Y20)   | 0.0                   | 1.2          | *         | *         | *           | *           | *           | *           | *           | *           | *           | *                 | *           | *           | *                 |
| Other specified, classifiable . . . . . (*U01[.0,.2,.5], *U03.0,W23,W35–W41,W44,W49,W85–W91,X75,X81,X96,Y02,Y05–Y07,Y25,Y31,Y35[.1,.5], Y36[.0,.2,.4–.8],Y85) <sup>2</sup> | 0.7                   | 3.0          | 0.7       | 0.1       | *           | 0.4         | 0.7         | 0.8         | 1.0         | 0.9         | 0.7         | 0.8               | 0.7         | 1.0         | 0.9               |
| Unintentional . . . . . (W23,W35–W41,W44,W49,W85–W91,Y85)  | 0.5                   | *            | 0.1       | *         | *           | 0.3         | 0.4         | 0.6         | 0.7         | 0.6         | 0.5         | 0.7               | 0.5         | 0.8         | 0.7               |
| Suicide . . . . . (*U03.0,X75,X81) <sup>2</sup>  | 0.1                   | ...          | ...       | *         | *           | 0.1         | 0.2         | 0.2         | 0.1         | 0.2         | 0.1         | 0.1               | *           | *           | *                 |
| Homicide . . . . . (*U01[.0,.2,.5],X96,Y02,Y05–Y07)  | 0.1                   | 2.9          | 0.5       | *         | *           | *           | *           | *           | 0.0         | *           | *           | 0.1               | *           | *           | *                 |
| Undetermined . . . . . (Y25,Y31)   | 0.0                   | *            | *         | *         | *           | *           | *           | *           | *           | *           | *           | *                 | *           | *           | *                 |
| Legal intervention/war . . . . . (Y35[.1,.5],Y36[.0,.2,.4–.8])   | 0.0                   | *            | *         | *         | *           | *           | *           | *           | 0.1         | *           | *           | *                 | *           | *           | *                 |
| Other specified, not elsewhere classified . . . . . (*U01.8, *U02,X58,X83,Y08,Y33,Y35.6,Y86–Y87,Y89[.0–.1])  | 0.8                   | 0.5          | 0.4       | *         | *           | 0.4         | 0.5         | 0.7         | 0.8         | 1.0         | 0.8         | 2.2               | 1.2         | 2.4         | 5.8               |
| Unintentional . . . . . (X58,Y86)  | 0.4                   | *            | *         | *         | *           | *           | *           | 0.1         | 0.2         | 0.4         | 0.4         | 1.6               | 0.7         | 1.9         | 4.8               |
| Suicide . . . . . (X83,Y87.0)  | 0.1                   | ...          | ...       | *         | *           | *           | *           | 0.1         | 0.1         | 0.2         | 0.1         | 0.1               | *           | *           | *                 |
| Homicide . . . . . (*U01.8,*U02,Y08,Y87.1)   | 0.3                   | *            | 0.3       | *         | *           | 0.2         | 0.3         | 0.4         | 0.4         | 0.4         | 0.3         | 0.3               | 0.2         | 0.2         | *                 |
| Undetermined . . . . . (Y33,Y87.2)   | 0.1                   | *            | *         | *         | *           | *           | *           | *           | 0.1         | 0.1         | *           | 0.1               | *           | 0.2         | *                 |
| Legal intervention/war . . . . . (Y35.6,Y89[.0,.1])  | 0.0                   | *            | *         | *         | *           | *           | *           | *           | *           | *           | *           | *                 | *           | *           | *                 |
| Unspecified . . . . . (*U01.9,*U03.9,X59,X84,Y09,Y34,Y35.7,Y36.9,Y89.9)  | 3.2                   | 3.5          | 1.1       | 0.1       | 0.2         | 0.7         | 1.2         | 1.0         | 1.5         | 1.8         | 2.2         | 17.1              | 4.3         | 16.1        | 73.4              |
| Unintentional . . . . . (X59)  | 2.5                   | 0.5          | 0.1       | *         | *           | 0.4         | 0.5         | 0.4         | 0.6         | 0.9         | 1.5         | 16.5              | 3.8         | 15.3        | 72.6              |
| Suicide . . . . . (*U03.9,X84)   | 0.1                   | ...          | ...       | *         | *           | *           | *           | 0.1         | 0.1         | 0.1         | 0.1         | 0.1               | *           | *           | *                 |
| Homicide . . . . . (*U01.9,Y09)  | 0.5                   | 2.7          | 1.0       | *         | *           | 0.3         | 0.5         | 0.5         | 0.7         | 0.6         | 0.5         | 0.5               | 0.4         | 0.5         | 0.6               |
| Undetermined . . . . . (Y34,Y89.9)   | 0.1                   | *            | *         | *         | *           | *           | *           | 0.1         | 0.2         | 0.2         | 0.1         | 0.1               | *           | *           | *                 |
| Legal intervention/war . . . . . (Y35.7,Y36.9)   | *                     | *            | *         | *         | *           | *           | *           | *           | *           | *           | *           | *                 | *           | *           | *                 |

... Category not applicable.

\* Figure does not meet standard of reliability or precision; see "Technical Notes."

0.0 Quantity more than zero but less than 0.05.

<sup>1</sup>Figures for age not stated are included in "All ages" but not distributed among age groups.

<sup>2</sup>Figures include September 11, 2001, related deaths for which death certificates were filed as of October 24, 2002; see "Technical Notes."

<sup>3</sup>Codes \*U01.3 and Y36.3 cannot be divided separately into the subcategories shown below; therefore, subcategories may not add to the total.

<sup>4</sup>Death is unintentional.

**Table 4. Deaths due to injury according to mechanism and intent of death by race and sex: United States, 2001**

[Figure(s) in brackets [ ] applies to the code or range of codes preceding it. For explanation of asterisks (\*) preceding cause-of-death codes, see "Technical Notes." Data for specified races other than white and black should be interpreted with caution because of inconsistencies between reporting race on death certificates and on censuses and surveys; see "Technical Notes"]

| Mechanism and intent of death<br>(Based on the <i>International Classification of Diseases, Tenth Revision, 1992</i> ) | All races  |         |        | White      |        |        | Black      |        |        | American Indian or Alaska Native |       |        | Asian or Pacific Islander |       |        |
|--|------------|---------|--------|------------|--------|--------|------------|--------|--------|----------------------------------|-------|--------|---------------------------|-------|--------|
|  | Both sexes | Male    | Female | Both sexes | Male   | Female | Both sexes | Male   | Female | Both sexes                       | Male  | Female | Both sexes                | Male  | Female |
| All injury . . . . . (*U01-*U03,V01-Y36,Y85-Y87,Y89) <sup>1</sup>  | 157,078    | 109,516 | 47,562 | 128,763    | 88,656 | 40,107 | 23,376     | 17,504 | 5,872  | 1,947                            | 1,354 | 593    | 2,992                     | 2,002 | 990    |
| Unintentional . . . . . (V01-X59,Y85-Y86)  | 101,537    | 66,060  | 35,477 | 85,964     | 55,493 | 30,471 | 12,462     | 8,537  | 3,925  | 1,361                            | 908   | 453    | 1,750                     | 1,122 | 628    |
| Suicide . . . . . (*U03,X60-X84,Y87.0) <sup>1</sup>  | 30,622     | 24,672  | 5,950  | 27,710     | 22,328 | 5,382  | 1,957      | 1,627  | 330    | 321                              | 259   | 62     | 634                       | 458   | 176    |
| Homicide . . . . . (*U01-*U02,X85-Y09,Y87.1) <sup>1</sup>  | 20,308     | 15,555  | 4,753  | 11,328     | 8,254  | 3,074  | 8,226      | 6,780  | 1,446  | 211                              | 146   | 65     | 543                       | 375   | 168    |
| Undetermined . . . . . (Y10-Y34,Y87.2,Y89.9)   | 4,198      | 2,833   | 1,365  | 3,453      | 2,283  | 1,170  | 646        | 480    | 166    | 43                               | 32    | 11     | 56                        | 38    | 18     |
| Legal intervention/war . . . . . (Y35-Y36,Y89[.0,.1])  | 413        | 396     | 17     | 308        | 298    | 10     | 85         | 80     | 5      | 11                               | 9     | 2      | 9                         | 9     | -      |
| Cut/pierce . . . . . (W25-W29,W45,X78,X99,Y28,Y35.4)   | 2,532      | 1,839   | 693    | 1,605      | 1,183  | 422    | 798        | 573    | 225    | 45                               | 33    | 12     | 84                        | 50    | 34     |
| Unintentional . . . . . (W25-W29,W45)  | 85         | 75      | 10     | 72         | 62     | 10     | 11         | 11     | -      | 1                                | 1     | -      | 1                         | 1     | -      |
| Suicide . . . . . (X78)  | 458        | 379     | 79     | 413        | 345    | 68     | 27         | 22     | 5      | 3                                | 3     | -      | 15                        | 9     | 6      |
| Homicide . . . . . (X99)   | 1,971      | 1,375   | 596    | 1,104      | 767    | 337    | 759        | 539    | 220    | 41                               | 29    | 12     | 67                        | 40    | 27     |
| Undetermined . . . . . (Y28)   | 18         | 10      | 8      | 16         | 9      | 7      | 1          | 1      | -      | -                                | -     | -      | 1                         | -     | 1      |
| Legal intervention/war . . . . . (Y35.4)   | -          | -       | -      | -          | -      | -      | -          | -      | -      | -                                | -     | -      | -                         | -     | -      |
| Drowning . . . . . (W65-W74,X71,X92,Y21)   | 3,923      | 2,980   | 943    | 3,005      | 2,249  | 756    | 693        | 564    | 129    | 57                               | 49    | 8      | 168                       | 118   | 50     |
| Unintentional . . . . . (W65-W74)  | 3,281      | 2,560   | 721    | 2,515      | 1,936  | 579    | 579        | 478    | 101    | 52                               | 46    | 6      | 135                       | 100   | 35     |
| Suicide . . . . . (X71)  | 339        | 211     | 128    | 269        | 163    | 106    | 49         | 37     | 12     | 2                                | 2     | -      | 19                        | 9     | 10     |
| Homicide . . . . . (X92)   | 68         | 44      | 24     | 41         | 28     | 13     | 22         | 15     | 7      | 2                                | -     | 2      | 3                         | 1     | 2      |
| Undetermined . . . . . (Y21)   | 235        | 165     | 70     | 180        | 122    | 58     | 43         | 34     | 9      | 1                                | 1     | -      | 11                        | 8     | 3      |
| Fall . . . . . (W00-W19,X80,Y01,Y30)   | 15,764     | 8,598   | 7,166  | 14,437     | 7,747  | 6,690  | 939        | 608    | 331    | 93                               | 55    | 38     | 295                       | 188   | 107    |
| Unintentional . . . . . (W00-W19)  | 15,019     | 8,089   | 6,930  | 13,827     | 7,331  | 6,496  | 854        | 547    | 307    | 86                               | 51    | 35     | 252                       | 160   | 92     |
| Suicide . . . . . (X80)  | 651        | 443     | 208    | 542        | 366    | 176    | 69         | 52     | 17     | 2                                | 1     | 1      | 38                        | 24    | 14     |
| Homicide . . . . . (Y01)   | 17         | 12      | 5      | 11         | 9      | 2      | 6          | 3      | 3      | -                                | -     | -      | -                         | -     | -      |
| Undetermined . . . . . (Y30)   | 77         | 54      | 23     | 57         | 41     | 16     | 10         | 6      | 4      | 5                                | 3     | 2      | 5                         | 4     | 1      |
| Fire/hot object or substance . . . . . (*U01.3,X00-X19,<br>X76-X77,X97-X98,Y26-Y27,Y36.3) <sup>2</sup>                 | 3,796      | 2,289   | 1,507  | 2,722      | 1,635  | 1,087  | 983        | 592    | 391    | 50                               | 34    | 16     | 41                        | 28    | 13     |
| Unintentional . . . . . (X00-X19)  | 3,423      | 2,056   | 1,367  | 2,474      | 1,477  | 997    | 871        | 526    | 345    | 46                               | 31    | 15     | 32                        | 22    | 10     |
| Suicide . . . . . (X76-X77)  | 148        | 102     | 46     | 121        | 84     | 37     | 22         | 13     | 9      | -                                | -     | -      | 5                         | 5     | -      |
| Homicide . . . . . (*U01.3,X97-X98)  | 148        | 89      | 59     | 76         | 43     | 33     | 68         | 44     | 24     | 3                                | 2     | 1      | 1                         | -     | 1      |
| Undetermined . . . . . (Y26-Y27)   | 77         | 42      | 35     | 51         | 31     | 20     | 22         | 9      | 13     | 1                                | 1     | -      | 3                         | 1     | 2      |
| Legal intervention/war . . . . . (Y36.3)   | -          | -       | -      | -          | -      | -      | -          | -      | -      | -                                | -     | -      | -                         | -     | -      |
| Fire/flame . . . . . (X00-X09,X76,X97,Y26)   | 3,673      | 2,227   | 1,446  | 2,633      | 1,593  | 1,040  | 951        | 574    | 377    | 49                               | 33    | 16     | 40                        | 27    | 13     |
| Unintentional . . . . . (X00-X09)  | 3,309      | 1,998   | 1,311  | 2,387      | 1,436  | 951    | 846        | 511    | 335    | 45                               | 30    | 15     | 31                        | 21    | 10     |
| Suicide . . . . . (X76)  | 147        | 101     | 46     | 120        | 83     | 37     | 22         | 13     | 9      | -                                | -     | -      | 5                         | 5     | -      |
| Homicide . . . . . (X97)   | 141        | 86      | 55     | 75         | 43     | 32     | 62         | 41     | 21     | 3                                | 2     | 1      | 1                         | -     | 1      |
| Undetermined . . . . . (Y26)   | 76         | 42      | 34     | 51         | 31     | 20     | 21         | 9      | 12     | 1                                | 1     | -      | 3                         | 1     | 2      |
| Hot object/substance . . . . . (X10-X19,X77,X98,Y27)   | 123        | 62      | 61     | 89         | 42     | 47     | 32         | 18     | 14     | 1                                | 1     | -      | 1                         | 1     | -      |
| Unintentional . . . . . (X10-X19)  | 114        | 58      | 56     | 87         | 41     | 46     | 25         | 15     | 10     | 1                                | 1     | -      | 1                         | 1     | -      |
| Suicide . . . . . (X77)  | 1          | 1       | -      | 1          | 1      | -      | -          | -      | -      | -                                | -     | -      | -                         | -     | -      |
| Homicide . . . . . (X98)   | 7          | 3       | 4      | 1          | -      | 1      | 6          | 3      | 3      | -                                | -     | -      | -                         | -     | -      |
| Undetermined . . . . . (Y27)   | 1          | -       | 1      | -          | -      | -      | 1          | -      | 1      | -                                | -     | -      | -                         | -     | -      |
| Firearm . . . . . (*U01.4,W32-W34,X72-X74,X93-X95,<br>Y22-Y24,Y35.0)   | 29,573     | 25,480  | 4,093  | 21,760     | 18,527 | 3,233  | 7,184      | 6,438  | 746    | 240                              | 196   | 44     | 389                       | 319   | 70     |
| Unintentional . . . . . (W32-W34)  | 802        | 690     | 112    | 675        | 580    | 95     | 112        | 99     | 13     | 9                                | 6     | 3      | 6                         | 5     | 1      |
| Suicide . . . . . (X72-X74)  | 16,869     | 14,758  | 2,111  | 15,467     | 13,521 | 1,946  | 1,091      | 971    | 120    | 132                              | 115   | 17     | 179                       | 151   | 28     |
| Homicide . . . . . (*U01.4,X93-X95)  | 11,348     | 9,532   | 1,816  | 5,188      | 4,042  | 1,146  | 5,885      | 5,279  | 606    | 87                               | 64    | 23     | 188                       | 147   | 41     |
| Undetermined . . . . . (Y22-Y24)   | 231        | 190     | 41     | 188        | 150    | 38     | 32         | 29     | 3      | 4                                | 4     | -      | 7                         | 7     | -      |

See footnotes at end of table.

**Table 4. Deaths due to injury according to mechanism and intent of death by race and sex: United States, 2001—Con.**

[Figure(s) in brackets [ ] applies to the code or range of codes preceding it. For explanation of asterisks (\*) preceding cause-of-death codes, see "Technical Notes." Data for specified races other than white and black should be interpreted with caution because of inconsistencies between reporting race on death certificates and on censuses and surveys; see "Technical Notes"]

| Mechanism and intent of death<br>(Based on the <i>International Classification of Diseases, Tenth Revision, 1992</i> )  | All races  |        |        | White      |        |        | Black      |       |        | American Indian or Alaska Native |      |        | Asian or Pacific Islander |      |        |
|---|------------|--------|--------|------------|--------|--------|------------|-------|--------|----------------------------------|------|--------|---------------------------|------|--------|
|   | Both sexes | Male   | Female | Both sexes | Male   | Female | Both sexes | Male  | Female | Both sexes                       | Male | Female | Both sexes                | Male | Female |
| Legal intervention/war . . . . . (Y35.0)  | 323        | 310    | 13     | 242        | 234    | 8      | 64         | 60    | 4      | 8                                | 7    | 1      | 9                         | 9    | —      |
| Machinery . . . . . (W24,W30–W31) <sup>3</sup>  | 648        | 618    | 30     | 594        | 565    | 29     | 35         | 34    | 1      | 9                                | 9    | —      | 10                        | 10   | —      |
| All transport . . (*U01.1,V01–V99,X82,Y03,Y32,Y36.1) <sup>1</sup>   | 49,827     | 34,710 | 15,117 | 41,690     | 29,089 | 12,601 | 6,122      | 4,323 | 1,799  | 835                              | 558  | 277    | 1,180                     | 740  | 440    |
| Unintentional . . . . . (V01–V99)   | 46,706     | 32,354 | 14,352 | 39,071     | 27,053 | 12,018 | 5,817      | 4,141 | 1,676  | 826                              | 553  | 273    | 992                       | 607  | 385    |
| Suicide . . . . . (X82)   | 91         | 64     | 27     | 81         | 58     | 23     | 5          | 4     | 1      | 1                                | —    | 1      | 4                         | 2    | 2      |
| Homicide . . . . . (*U01.1,Y03) <sup>1</sup>  | 3,008      | 2,276  | 732    | 2,519      | 1,965  | 554    | 298        | 176   | 122    | 8                                | 5    | 3      | 183                       | 130  | 53     |
| Undetermined . . . . . (Y32)  | 22         | 16     | 6      | 19         | 13     | 6      | 2          | 2     | —      | —                                | —    | —      | 1                         | 1    | —      |
| Legal intervention/war . . . . . (Y36.1)  | —          | —      | —      | —          | —      | —      | —          | —     | —      | —                                | —    | —      | —                         | —    | —      |
| Motor vehicle traffic . . . . . (V02–V04[.1,.9],V09.2,<br>V12–V14[.3–.9],V19[.4–.6],V20–V28[.3–.9],<br>V29–V79[.4–.9],V80[.3–.5],V81.1,V82.1,<br>V83–V86 [.0–.3],V87[.0–.8],V89.2) <sup>3</sup> | 42,443     | 28,961 | 13,482 | 35,347     | 24,073 | 11,274 | 5,431      | 3,842 | 1,589  | 739                              | 486  | 253    | 926                       | 560  | 366    |
| Occupant . . . . . (V30–V79[.4–.9],V83–V86[.0–.3]) <sup>3</sup>   | 19,270     | 12,705 | 6,565  | 16,183     | 10,636 | 5,547  | 2,356      | 1,618 | 738    | 348                              | 214  | 134    | 383                       | 237  | 146    |
| Motorcyclist . . . . . (V20–V28[.3–.9],V29[.4–.9]) <sup>3</sup>   | 2,976      | 2,696  | 280    | 2,593      | 2,333  | 260    | 315        | 303   | 12     | 19                               | 17   | 2      | 49                        | 43   | 6      |
| Pedal cyclist . . . . . (V12–V14[.3–.9],V19[.4–.6]) <sup>3</sup>  | 585        | 541    | 44     | 463        | 426    | 37     | 105        | 100   | 5      | 3                                | 3    | —      | 14                        | 12   | 2      |
| Pedestrian . . . . . (V02–V04[.1,.9],V09.2) <sup>3</sup>  | 4,822      | 3,368  | 1,454  | 3,665      | 2,561  | 1,104  | 886        | 636   | 250    | 114                              | 91   | 23     | 157                       | 80   | 77     |
| Other . . . . . (V80[.3–.5],V81.1,V82.1) <sup>3</sup>   | 15         | 14     | 1      | 14         | 13     | 1      | 1          | 1     | —      | —                                | —    | —      | —                         | —    | —      |
| Unspecified . . . . . (V87[.0–.8],V89.2) <sup>3</sup>   | 14,775     | 9,637  | 5,138  | 12,429     | 8,104  | 4,325  | 1,768      | 1,184 | 584    | 255                              | 161  | 94     | 323                       | 188  | 135    |
| Pedal cyclist, other . . . . . (V10–V11,V12–V14[.0–.2],<br>V15–V18,V19[.0–.3,.8,.9]) <sup>3</sup>   | 207        | 177    | 30     | 183        | 156    | 27     | 18         | 16    | 2      | 2                                | 2    | —      | 4                         | 3    | 1      |
| Pedestrian, other . . . . . (V01,V02–V04[.0],V05,V06,<br>V09[.0,.1,.3,.9]) <sup>3</sup>   | 1,249      | 919    | 330    | 962        | 708    | 254    | 215        | 159   | 56     | 36                               | 30   | 6      | 36                        | 22   | 14     |
| Other land transport . . . . . (V20–V28[.0–.2],<br>V29–V79[.0–.3],V80[.0–.2,.6–.9],V81–V82[.0,.2–.9],<br>V83–V86[.4–.9],V87.9,V88[.0–.9],V89[.0,.1,.3,.9],<br>X82,Y03,Y32)                      | 1,493      | 1,210  | 283    | 1,347      | 1,106  | 241    | 94         | 68    | 26     | 34                               | 23   | 11     | 18                        | 13   | 5      |
| Unintentional . . (V20–V28[.0–.2],V29–V79[.0–.3],<br>V80[.0–.2,.6–.9],V81–V82[.0,.2–.9],V83–V86<br>[.4–.9],V87.9,V88[.0–.9],V89[.0,.1,.3,.9])   | 1,294      | 1,074  | 220    | 1,189      | 997    | 192    | 68         | 51    | 17     | 26                               | 18   | 8      | 11                        | 8    | 3      |
| Suicide . . . . . (X82)   | 91         | 64     | 27     | 81         | 58     | 23     | 5          | 4     | 1      | 1                                | —    | 1      | 4                         | 2    | 2      |
| Homicide . . . . . (Y03)  | 86         | 56     | 30     | 58         | 38     | 20     | 19         | 11    | 8      | 7                                | 5    | 2      | 2                         | 2    | —      |
| Undetermined . . . . . (Y32)  | 22         | 16     | 6      | 19         | 13     | 6      | 2          | 2     | —      | —                                | —    | —      | 1                         | 1    | —      |
| Other transport . . . . . (*U01.1,V90–V99,Y36.1) <sup>1</sup>   | 4,435      | 3,443  | 992    | 3,851      | 3,046  | 805    | 364        | 238   | 126    | 24                               | 17   | 7      | 196                       | 142  | 54     |
| Unintentional . . . . . (V90–V99)   | 1,513      | 1,223  | 290    | 1,390      | 1,119  | 271    | 85         | 73    | 12     | 23                               | 17   | 6      | 15                        | 14   | 1      |
| Homicide . . . . . (*U01.1) <sup>1</sup>  | 2,922      | 2,220  | 702    | 2,461      | 1,927  | 534    | 279        | 165   | 114    | 1                                | —    | 1      | 181                       | 128  | 53     |
| Legal intervention/war . . . . . (Y36.1)  | —          | —      | —      | —          | —      | —      | —          | —     | —      | —                                | —    | —      | —                         | —    | —      |
| Natural/environmental . . . . . (W42–W43,W53–W64,<br>W92–W99,X20–X39,X51–X57) <sup>3</sup>  | 1,427      | 938    | 489    | 1,135      | 751    | 384    | 234        | 145   | 89     | 48                               | 36   | 12     | 10                        | 6    | 4      |
| Overexertion . . . . . (X50) <sup>3</sup>   | 8          | 7      | 1      | 7          | 6      | 1      | 1          | 1     | —      | —                                | —    | —      | —                         | —    | —      |
| Poisoning . . . . . (*U01[.6–.7],X40–X49,X60–X69,<br>X85–X90,Y10–Y19,Y35.2)   | 22,242     | 14,799 | 7,443  | 19,020     | 12,616 | 6,404  | 2,811      | 1,927 | 884    | 207                              | 118  | 89     | 204                       | 138  | 66     |
| Unintentional . . . . . (X40–X49)   | 14,078     | 9,885  | 4,193  | 11,662     | 8,232  | 3,430  | 2,169      | 1,490 | 679    | 149                              | 90   | 59     | 98                        | 73   | 25     |
| Suicide . . . . . (X60–X69)   | 5,191      | 2,972  | 2,219  | 4,851      | 2,784  | 2,067  | 214        | 119   | 95     | 42                               | 18   | 24     | 84                        | 51   | 33     |
| Homicide . . . . . (*U01[.6–.7],X85–X90)  | 64         | 37     | 27     | 43         | 23     | 20     | 18         | 11    | 7      | —                                | —    | —      | 3                         | 3    | —      |
| Undetermined . . . . . (Y10–Y19)  | 2,909      | 1,905  | 1,004  | 2,464      | 1,577  | 887    | 410        | 307   | 103    | 16                               | 10   | 6      | 19                        | 11   | 8      |
| Legal intervention/war . . . . . (Y35.2)  | —          | —      | —      | —          | —      | —      | —          | —     | —      | —                                | —    | —      | —                         | —    | —      |

See footnotes at end of table.

**Table 4. Deaths due to injury according to mechanism and intent of death by race and sex: United States, 2001—Con.**

[Figure(s) in brackets [ ] applies to the code or range of codes preceding it. For explanation of asterisks (\*) preceding cause-of-death codes, see "Technical Notes." Data for specified races other than white and black should be interpreted with caution because of inconsistencies between reporting race on death certificates and on censuses and surveys; see "Technical Notes"]

| Mechanism and intent of death<br>(Based on the <i>International Classification of Diseases, Tenth Revision, 1992</i> )   | All races  |       |        | White      |       |        | Black      |      |        | American Indian or Alaska Native |      |        | Asian or Pacific Islander |      |        |
|--|------------|-------|--------|------------|-------|--------|------------|------|--------|----------------------------------|------|--------|---------------------------|------|--------|
|  | Both sexes | Male  | Female | Both sexes | Male  | Female | Both sexes | Male | Female | Both sexes                       | Male | Female | Both sexes                | Male | Female |
| Struck by or against . . . . .(W20–W22,W50–W52,X79,<br>Y00,Y04,Y29,Y35.3)  | 1,244      | 1,043 | 201    | 1,021      | 861   | 160    | 186        | 157  | 29     | 12                               | 11   | 1      | 25                        | 14   | 11     |
| Unintentional. . . . .(W20–W22,W50–W52)  | 898        | 803   | 95     | 788        | 702   | 86     | 91         | 87   | 4      | 6                                | 6    | –      | 13                        | 8    | 5      |
| Suicide . . . . .(X79)   | 2          | 2     | –      | 2          | 2     | –      | –          | –    | –      | –                                | –    | –      | –                         | –    | –      |
| Homicide . . . . .(Y00,Y04)  | 341        | 237   | 104    | 229        | 156   | 73     | 94         | 70   | 24     | 6                                | 5    | 1      | 12                        | 6    | 6      |
| Undetermined . . . . .(Y29)  | 3          | 1     | 2      | 2          | 1     | 1      | 1          | –    | 1      | –                                | –    | –      | –                         | –    | –      |
| Legal intervention/war . . . . .(Y35.3)  | –          | –     | –      | –          | –     | –      | –          | –    | –      | –                                | –    | –      | –                         | –    | –      |
| Suffocation. . . . .(W75–W84,X70,X91,Y20)  | 12,574     | 8,584 | 3,990  | 10,543     | 7,280 | 3,263  | 1,486      | 925  | 561    | 196                              | 147  | 49     | 349                       | 232  | 117    |
| Unintentional. . . . .(W75–W84)  | 5,555      | 3,042 | 2,513  | 4,609      | 2,501 | 2,108  | 825        | 471  | 354    | 56                               | 29   | 27     | 65                        | 41   | 24     |
| Suicide . . . . .(X70)   | 6,198      | 5,210 | 988    | 5,387      | 4,551 | 836    | 414        | 361  | 53     | 131                              | 114  | 17     | 266                       | 184  | 82     |
| Homicide . . . . .(X91)  | 690        | 244   | 446    | 454        | 165   | 289    | 212        | 70   | 142    | 7                                | 3    | 4      | 17                        | 6    | 11     |
| Undetermined . . . . .(Y20)  | 131        | 88    | 43     | 93         | 63    | 30     | 35         | 23   | 12     | 2                                | 1    | 1      | 1                         | 1    | –      |
| Other specified, classifiable . . (*U01[.0,.2,.5],*U03.0,<br>W23,W35–W41,W44,W49,W85–W91,X75,X81,<br>X96,Y02,Y05–Y07,Y25,Y31,Y35[.1,.5],<br>Y36[.0,.2,.4–.8],Y85) <sup>1</sup> | 2,061      | 1,636 | 425    | 1,654      | 1,324 | 330    | 325        | 249  | 76     | 34                               | 26   | 8      | 48                        | 37   | 11     |
| Unintentional. . . . .(W23,W35–W41,W44,W49,<br>W85–W91,Y85)  | 1,355      | 1,125 | 230    | 1,142      | 945   | 197    | 165        | 140  | 25     | 18                               | 16   | 2      | 30                        | 24   | 6      |
| Suicide . . . . .(*U03.0,X75,X81) <sup>1</sup>   | 283        | 229   | 54     | 237        | 191   | 46     | 35         | 28   | 7      | 4                                | 3    | 1      | 7                         | 7    | –      |
| Homicide . . . . .(*U01[.0,.2,.5],X96,Y02,Y05–Y07)   | 316        | 183   | 133    | 198        | 116   | 82     | 101        | 58   | 43     | 8                                | 4    | 4      | 9                         | 5    | 4      |
| Undetermined . . . . .(Y25,Y31)  | 42         | 37    | 5      | 32         | 28    | 4      | 7          | 7    | –      | 1                                | 1    | –      | 2                         | 1    | 1      |
| Legal intervention/war . . . . .(Y35[.1,.5],Y36<br>[.0,.2,.4–.8])  | 65         | 62    | 3      | 45         | 44    | 1      | 17         | 16   | 1      | 3                                | 2    | 1      | –                         | –    | –      |
| Other specified, not elsewhere classified . . (*U01.8,<br>*U02,X58,X83,Y08,Y33,Y35.6,Y86–Y87,Y89[.0–.1])   | 2,299      | 1,599 | 700    | 1,720      | 1,171 | 549    | 486        | 358  | 128    | 42                               | 31   | 11     | 51                        | 39   | 12     |
| Unintentional. . . . .(X58,Y86)  | 1,034      | 689   | 345    | 883        | 586   | 297    | 109        | 74   | 35     | 19                               | 15   | 4      | 23                        | 14   | 9      |
| Suicide . . . . .(X83,Y87.0)   | 246        | 197   | 49     | 210        | 168   | 42     | 23         | 17   | 6      | 3                                | 2    | 1      | 10                        | 10   | –      |
| Homicide . . . . .(*U01.8,*U02,Y08,Y87.1)  | 831        | 576   | 255    | 473        | 306   | 167    | 324        | 245  | 79     | 17                               | 11   | 6      | 17                        | 14   | 3      |
| Undetermined . . . . .(Y33,Y87.2)  | 163        | 113   | 50     | 133        | 91    | 42     | 26         | 18   | 8      | 3                                | 3    | –      | 1                         | 1    | –      |
| Legal intervention/war . . . . .(Y35.6,Y89[.0,.1])   | 25         | 24    | 1      | 21         | 20    | 1      | 4          | 4    | –      | –                                | –    | –      | –                         | –    | –      |
| Unspecified . . . . .(*U01.9,*U03.9,X59,X84,Y09,Y34,<br>Y35.7,Y36.9,Y89.9)   | 9,160      | 4,396 | 4,764  | 7,850      | 3,652 | 4,198  | 1,093      | 610  | 483    | 79                               | 51   | 28     | 138                       | 83   | 55     |
| Unintentional. . . . .(X59)  | 7,218      | 3,129 | 4,089  | 6,510      | 2,766 | 3,744  | 589        | 293  | 296    | 36                               | 19   | 17     | 83                        | 51   | 32     |
| Suicide . . . . .(*U03.9,X84)  | 146        | 105   | 41     | 130        | 95    | 35     | 8          | 3    | 5      | 1                                | 1    | –      | 7                         | 6    | 1      |
| Homicide . . . . .(*U01.9,Y09)   | 1,506      | 950   | 556    | 992        | 634   | 358    | 439        | 270  | 169    | 32                               | 23   | 9      | 43                        | 23   | 20     |
| Undetermined . . . . .(Y34,Y89.9)  | 290        | 212   | 78     | 218        | 157   | 61     | 57         | 44   | 13     | 10                               | 8    | 2      | 5                         | 3    | 2      |
| Legal intervention/war . . . . .(Y35.7,Y36.9)  | –          | –     | –      | –          | –     | –      | –          | –    | –      | –                                | –    | –      | –                         | –    | –      |

– Quantity zero.

\* Figure does not meet standard of reliability or precision; see "Technical Notes."

0.0 Quantity more than zero but less than 0.05.

<sup>1</sup>Figures include September 11, 2001, related deaths for which death certificates were filed as of October 24, 2002; see "Technical Notes."

<sup>2</sup>Codes \*U01.3 and Y36.3 cannot be divided separately into the subcategories shown below; therefore, subcategories may not add to the total.

<sup>3</sup>Death is unintentional.

**Table 5. Deaths due to injury according to mechanism and intent of death by Hispanic origin, race for non-Hispanic population, and sex: United States, 2001**

[Figure(s) in brackets [ ] applies to the code or range of codes preceding it. For explanation of asterisks (\*) preceding cause-of-death codes, see "Technical Notes." Race and Hispanic origin are reported separately on the death certificate. Persons of Hispanic origin may be of any race. Data for Hispanic persons are not tabulated separately by race; data for non-Hispanic persons are tabulated by race. Data for Hispanic origin should be interpreted with caution because of inconsistencies between reporting Hispanic origin on death certificates and on censuses and surveys; see "Technical Notes"]

| Mechanism and intent of death<br>(Based on the <i>International Classification of Diseases, Tenth Revision, 1992</i> ) | All origins <sup>1</sup> |         |        | Hispanic   |        |        | Non-Hispanic <sup>2</sup> |        |        | Non-Hispanic white |        |        | Non-Hispanic black |        |        |
|--|--------------------------|---------|--------|------------|--------|--------|---------------------------|--------|--------|--------------------|--------|--------|--------------------|--------|--------|
|  | Both sexes               | Male    | Female | Both sexes | Male   | Female | Both sexes                | Male   | Female | Both sexes         | Male   | Female | Both sexes         | Male   | Female |
| All injury . . . . . (*U01–*U03,V01–Y36, Y85–Y87,Y89) <sup>3</sup>   | 157,078                  | 109,516 | 47,562 | 15,054     | 11,772 | 3,282  | 141,116                   | 97,033 | 44,083 | 113,402            | 76,631 | 36,771 | 22,932             | 17,162 | 5,770  |
| Unintentional . . . . . (V01–X59,Y85–Y86)  | 101,537                  | 66,060  | 35,477 | 9,523      | 7,157  | 2,366  | 91,522                    | 58,528 | 32,994 | 76,262             | 48,180 | 28,082 | 12,239             | 8,381  | 3,858  |
| Suicide . . . . . (*U03,X60–X84,Y87.0) <sup>3</sup>  | 30,622                   | 24,672  | 5,950  | 1,850      | 1,576  | 274    | 28,647                    | 22,983 | 5,664  | 25,813             | 20,710 | 5,103  | 1,904              | 1,578  | 326    |
| Homicide . . . . . (*U01–*U02,X85–Y09,Y87.1) <sup>3</sup>  | 20,308                   | 15,555  | 4,753  | 3,331      | 2,756  | 575    | 16,726                    | 12,608 | 4,118  | 7,928              | 5,453  | 2,475  | 8,077              | 6,658  | 1,419  |
| Undetermined . . . . . (Y10–Y34,Y87.2,Y89.9)   | 4,198                    | 2,833   | 1,365  | 283        | 216    | 67     | 3,876                     | 2,586  | 1,290  | 3,155              | 2,054  | 1,101  | 629                | 467    | 162    |
| Legal intervention/war . . . . . (Y35–Y36,Y89[.0,.1])  | 413                      | 396     | 17     | 67         | 67     | –      | 345                       | 328    | 17     | 244                | 234    | 10     | 83                 | 78     | 5      |
| Cut/pierce . . . . . (W25–W29,W45,X78,X99,Y28,Y35.4)   | 2,532                    | 1,839   | 693    | 452        | 363    | 89     | 2,066                     | 1,466  | 600    | 1,164              | 826    | 338    | 780                | 561    | 219    |
| Unintentional . . . . . (W25–W29,W45)  | 85                       | 75      | 10     | 7          | 7      | –      | 78                        | 68     | 10     | 66                 | 56     | 10     | 10                 | 10     | –      |
| Suicide . . . . . (X78)  | 458                      | 379     | 79     | 40         | 37     | 3      | 413                       | 338    | 75     | 370                | 306    | 64     | 25                 | 20     | 5      |
| Homicide . . . . . (X99)   | 1,971                    | 1,375   | 596    | 403        | 319    | 84     | 1,559                     | 1,050  | 509    | 714                | 455    | 259    | 744                | 530    | 214    |
| Undetermined . . . . . (Y28)   | 18                       | 10      | 8      | 2          | –      | 2      | 16                        | 10     | 6      | 14                 | 9      | 5      | 1                  | 1      | –      |
| Legal intervention/war . . . . . (Y35.4)   | –                        | –       | –      | –          | –      | –      | –                         | –      | –      | –                  | –      | –      | –                  | –      | –      |
| Drowning . . . . . (W65–W74,X71,X92,Y21)   | 3,923                    | 2,980   | 943    | 458        | 374    | 84     | 3,425                     | 2,570  | 855    | 2,529              | 1,858  | 671    | 678                | 551    | 127    |
| Unintentional . . . . . (W65–W74)  | 3,281                    | 2,560   | 721    | 421        | 348    | 73     | 2,832                     | 2,188  | 644    | 2,082              | 1,577  | 505    | 570                | 471    | 99     |
| Suicide . . . . . (X71)  | 339                      | 211     | 128    | 18         | 10     | 8      | 318                       | 198    | 120    | 249                | 151    | 98     | 48                 | 36     | 12     |
| Homicide . . . . . (X92)   | 68                       | 44      | 24     | 7          | 7      | –      | 61                        | 37     | 24     | 35                 | 22     | 13     | 21                 | 14     | 7      |
| Undetermined . . . . . (Y21)   | 235                      | 165     | 70     | 12         | 9      | 3      | 214                       | 147    | 67     | 163                | 108    | 55     | 39                 | 30     | 9      |
| Fall . . . . . (W00–W19,X80,Y01,Y30)   | 15,764                   | 8,598   | 7,166  | 824        | 577    | 247    | 14,879                    | 7,982  | 6,897  | 13,579             | 7,149  | 6,430  | 921                | 597    | 324    |
| Unintentional . . . . . (W00–W19)  | 15,019                   | 8,089   | 6,930  | 757        | 525    | 232    | 14,204                    | 7,527  | 6,677  | 13,037             | 6,785  | 6,252  | 837                | 537    | 300    |
| Suicide . . . . . (X80)  | 651                      | 443     | 208    | 62         | 48     | 14     | 586                       | 393    | 193    | 479                | 318    | 161    | 68                 | 51     | 17     |
| Homicide . . . . . (Y01)   | 17                       | 12      | 5      | 1          | –      | 1      | 16                        | 12     | 4      | 10                 | 9      | 1      | 6                  | 3      | 3      |
| Undetermined . . . . . (Y30)   | 77                       | 54      | 23     | 4          | 4      | –      | 73                        | 50     | 23     | 53                 | 37     | 16     | 10                 | 6      | 4      |
| Fire/hot object or substance . . . . . (*U01.3,X00–X19,<br>X76–X77,X97–X98,Y26–Y27,Y36.3) <sup>4</sup>                 | 3,796                    | 2,289   | 1,507  | 213        | 131    | 82     | 3,552                     | 2,139  | 1,413  | 2,501              | 1,499  | 1,002  | 964                | 580    | 384    |
| Unintentional . . . . . (X00–X19)  | 3,423                    | 2,056   | 1,367  | 186        | 114    | 72     | 3,210                     | 1,926  | 1,284  | 2,281              | 1,358  | 923    | 854                | 516    | 338    |
| Suicide . . . . . (X76–X77)  | 148                      | 102     | 46     | 15         | 9      | 6      | 133                       | 93     | 40     | 107                | 76     | 31     | 21                 | 12     | 9      |
| Homicide . . . . . (*U01.3,X97–X98)  | 148                      | 89      | 59     | 8          | 7      | 1      | 139                       | 81     | 58     | 68                 | 36     | 32     | 67                 | 43     | 24     |
| Undetermined . . . . . (Y26–Y27)   | 77                       | 42      | 35     | 4          | 1      | 3      | 70                        | 39     | 31     | 45                 | 29     | 16     | 22                 | 9      | 13     |
| Legal intervention/war . . . . . (Y36.3)   | –                        | –       | –      | –          | –      | –      | –                         | –      | –      | –                  | –      | –      | –                  | –      | –      |
| Fire/flame . . . . . (X00–X09,X76,X97,Y26)   | 3,673                    | 2,227   | 1,446  | 202        | 125    | 77     | 3,440                     | 2,083  | 1,357  | 2,423              | 1,463  | 960    | 932                | 562    | 370    |
| Unintentional . . . . . (X00–X09)  | 3,309                    | 1,998   | 1,311  | 176        | 109    | 67     | 3,106                     | 1,873  | 1,233  | 2,204              | 1,322  | 882    | 829                | 501    | 328    |
| Suicide . . . . . (X76)  | 147                      | 101     | 46     | 14         | 8      | 6      | 133                       | 93     | 40     | 107                | 76     | 31     | 21                 | 12     | 9      |
| Homicide . . . . . (X97)   | 141                      | 86      | 55     | 8          | 7      | 1      | 132                       | 78     | 54     | 67                 | 36     | 31     | 61                 | 40     | 21     |
| Undetermined . . . . . (Y26)   | 76                       | 42      | 34     | 4          | 1      | 3      | 69                        | 39     | 30     | 45                 | 29     | 16     | 21                 | 9      | 12     |
| Hot object/substance . . . . . (X10–X19,X77,X98,Y27)   | 123                      | 62      | 61     | 11         | 6      | 5      | 112                       | 56     | 56     | 78                 | 36     | 42     | 32                 | 18     | 14     |
| Unintentional . . . . . (X10–X19)  | 114                      | 58      | 56     | 10         | 5      | 5      | 104                       | 53     | 51     | 77                 | 36     | 41     | 25                 | 15     | 10     |
| Suicide . . . . . (X77)  | 1                        | 1       | –      | 1          | 1      | –      | –                         | –      | –      | –                  | –      | –      | –                  | –      | –      |
| Homicide . . . . . (X98)   | 7                        | 3       | 4      | –          | –      | –      | 7                         | 3      | 4      | 1                  | –      | 1      | 6                  | 3      | 3      |
| Undetermined . . . . . (Y27)   | 1                        | –       | 1      | –          | –      | –      | 1                         | –      | 1      | –                  | –      | –      | 1                  | –      | 1      |
| Firearm . . . . . (*U01.4,W32–W34,X72–X74, X93–X95,<br>Y22–Y24,Y35.0)  | 29,573                   | 25,480  | 4,093  | 3,087      | 2,774  | 313    | 26,341                    | 22,573 | 3,768  | 18,676             | 15,760 | 2,916  | 7,063              | 6,323  | 740    |

See footnotes at end of table.



**Table 5. Deaths due to injury according to mechanism and intent of death by Hispanic origin, race for non-Hispanic population, and sex: United States, 2001—Con.**

[Figure(s) in brackets [ ] applies to the code or range of codes preceding it. For explanation of asterisks (\*) preceding cause-of-death codes, see "Technical Notes." Race and Hispanic origin are reported separately on the death certificate. Persons of Hispanic origin may be of any race. Data for Hispanic persons are not tabulated separately by race; data for non-Hispanic persons are tabulated by race. Data for Hispanic origin should be interpreted with caution because of inconsistencies between reporting Hispanic origin on death certificates and on censuses and surveys; see "Technical Notes"]

| Mechanism and intent of death<br>(Based on the <i>International Classification of Diseases, Tenth Revision, 1992</i> )   | All origins <sup>1</sup> |        |        | Hispanic   |       |        | Non-Hispanic <sup>2</sup> |        |        | Non-Hispanic white |        |        | Non-Hispanic black |       |        |
|--|--------------------------|--------|--------|------------|-------|--------|---------------------------|--------|--------|--------------------|--------|--------|--------------------|-------|--------|
|  | Both sexes               | Male   | Female | Both sexes | Male  | Female | Both sexes                | Male   | Female | Both sexes         | Male   | Female | Both sexes         | Male  | Female |
| Unintentional . . . . . (W32–W34)  | 802                      | 690    | 112    | 86         | 76    | 10     | 715                       | 613    | 102    | 591                | 506    | 85     | 110                | 97    | 13     |
| Suicide . . . . . (X72–X74)  | 16,869                   | 14,758 | 2,111  | 798        | 731   | 67     | 16,020                    | 13,978 | 2,042  | 14,648             | 12,771 | 1,877  | 1,069              | 949   | 120    |
| Homicide . . . . . (*U01.4,X93–X95)  | 11,348                   | 9,532  | 1,816  | 2,123      | 1,892 | 231    | 9,134                     | 7,559  | 1,575  | 3,085              | 2,172  | 913    | 5,790              | 5,190 | 600    |
| Undetermined . . . . . (Y22–Y24)   | 231                      | 190    | 41     | 21         | 16    | 5      | 208                       | 172    | 36     | 166                | 133    | 33     | 31                 | 28    | 3      |
| Legal intervention/war . . . . . (Y35.0)   | 323                      | 310    | 13     | 59         | 59    | –      | 264                       | 251    | 13     | 186                | 178    | 8      | 63                 | 59    | 4      |
| Machinery . . . . . (W24,W30–W31) <sup>5</sup>   | 648                      | 618    | 30     | 83         | 81    | 2      | 563                       | 535    | 28     | 510                | 483    | 27     | 34                 | 33    | 1      |
| All transport . . (*U01.1,V01–V99,X82,Y03,Y32,Y36.1) <sup>3</sup>  | 49,827                   | 34,710 | 15,117 | 6,013      | 4,491 | 1,522  | 43,546                    | 30,016 | 13,530 | 35,583             | 24,512 | 11,071 | 6,004              | 4,243 | 1,761  |
| Unintentional . . . . . (V01–V99)  | 46,706                   | 32,354 | 14,352 | 5,729      | 4,294 | 1,435  | 40,805                    | 27,929 | 12,876 | 33,327             | 22,734 | 10,593 | 5,715              | 4,071 | 1,644  |
| Suicide . . . . . (X82)  | 91                       | 64     | 27     | 7          | 5     | 2      | 83                        | 58     | 25     | 74                 | 53     | 21     | 4                  | 3     | 1      |
| Homicide . . . . . (*U01.1,Y03) <sup>3</sup>   | 3,008                    | 2,276  | 732    | 277        | 192   | 85     | 2,636                     | 2,013  | 623    | 2,163              | 1,712  | 451    | 283                | 167   | 116    |
| Undetermined . . . . . (Y32)   | 22                       | 16     | 6      | –          | –     | –      | 22                        | 16     | 6      | 19                 | 13     | 6      | 2                  | 2     | –      |
| Legal intervention/war . . . . . (Y36.1)   | –                        | –      | –      | –          | –     | –      | –                         | –      | –      | –                  | –      | –      | –                  | –     | –      |
| Motor vehicle traffic . . . . (V02–V04[.1,.9],V09.2,<br>V12–V14[.3–.9],V19[.4–.6],V20–V28[.3–.9],<br>V29–V79[.4–.9],V80[.3–.5],V81.1,V82.1,<br>V83–V86[.0–.3],V87[.0–.8],V89.2) <sup>5</sup> | 42,443                   | 28,961 | 13,482 | 5,164      | 3,896 | 1,268  | 37,127                    | 24,952 | 12,175 | 30,162             | 20,153 | 10,009 | 5,349              | 3,785 | 1,564  |
| Occupant . . . . (V30–V79[.4–.9],V83–V86[.0–.3]) <sup>5</sup>  | 19,270                   | 12,705 | 6,565  | 2,550      | 1,883 | 667    | 16,671                    | 10,788 | 5,883  | 13,636             | 8,755  | 4,881  | 2,324              | 1,592 | 732    |
| Motorcyclist . . . . (V20–V28[.3–.9],V29[.4–.9]) <sup>5</sup>  | 2,976                    | 2,696  | 280    | 210        | 200   | 10     | 2,758                     | 2,489  | 269    | 2,381              | 2,132  | 249    | 313                | 301   | 12     |
| Pedal cyclist . . . . (V12–V14[.3–.9],V19[.4–.6]) <sup>5</sup>   | 585                      | 541    | 44     | 87         | 83    | 4      | 493                       | 453    | 40     | 373                | 340    | 33     | 103                | 98    | 5      |
| Pedestrian . . . . . (V02–V04[.1,.9],V09.2) <sup>5</sup>   | 4,822                    | 3,368  | 1,454  | 887        | 679   | 208    | 3,887                     | 2,650  | 1,237  | 2,752              | 1,854  | 898    | 868                | 627   | 241    |
| Other . . . . . (V80[.3–.5],V81.1,V82.1) <sup>5</sup>  | 15                       | 14     | 1      | 3          | 3     | –      | 11                        | 10     | 1      | 11                 | 10     | 1      | –                  | –     | –      |
| Unspecified . . . . . (V87[.0–.8],V89.2) <sup>5</sup>  | 14,775                   | 9,637  | 5,138  | 1,427      | 1,048 | 379    | 13,307                    | 8,562  | 4,745  | 11,009             | 7,062  | 3,947  | 1,741              | 1,167 | 574    |
| Pedal cyclist, other . . . . (V10–V11,V12–V14[.0–.2],<br>V15–V18,V19[.0–.3,.8,.9]) <sup>5</sup>  | 207                      | 177    | 30     | 34         | 31    | 3      | 169                       | 142    | 27     | 146                | 122    | 24     | 17                 | 15    | 2      |
| Pedestrian, other . . . . (V01,V02–V04[.0],V05,V06,<br>V09[.0,.1,.3,.9]) <sup>5</sup>  | 1,249                    | 919    | 330    | 184        | 158   | 26     | 1,049                     | 747    | 302    | 775                | 547    | 228    | 205                | 150   | 55     |
| Other land transport . . . . (V20–V28[.0–.2],<br>V29–V79[.0–.3],V80[.0–.2,.6–.9],V81–V82[.0,.2–.9],<br>V83–V86[.4–.9],V87.9,V88[.0–.9],V89[.0,.1,.3,.9]<br>X82,Y03,Y32)                      | 1,493                    | 1,210  | 283    | 109        | 91    | 18     | 1,383                     | 1,118  | 265    | 1,240              | 1,017  | 223    | 93                 | 67    | 26     |
| Unintentional . . (V20–V28[.0–.2],V29–V79[.0–.3],<br>V80[.0–.2,.6–.9],V81–V82[.0,.2–.9],V83–V86<br>[.4–.9],V87.9,V88[.0–.9],V89[.0,.1,.3,.9])  | 1,294                    | 1,074  | 220    | 90         | 75    | 15     | 1,204                     | 999    | 205    | 1,101              | 924    | 177    | 68                 | 51    | 17     |
| Suicide . . . . . (X82)  | 91                       | 64     | 27     | 7          | 5     | 2      | 83                        | 58     | 25     | 74                 | 53     | 21     | 4                  | 3     | 1      |
| Homicide . . . . . (Y03)   | 86                       | 56     | 30     | 12         | 11    | 1      | 74                        | 45     | 29     | 46                 | 27     | 19     | 19                 | 11    | 8      |
| Undetermined . . . . . (Y32)   | 22                       | 16     | 6      | –          | –     | –      | 22                        | 16     | 6      | 19                 | 13     | 6      | 2                  | 2     | –      |
| Other transport . . . . (*U01.1,V90–V99,Y36.1)   | 4,435                    | 3,443  | 992    | 522        | 315   | 207    | 3,818                     | 3,057  | 761    | 3,260              | 2,673  | 587    | 340                | 226   | 114    |
| Unintentional . . . . . (V90–V99)  | 1,513                    | 1,223  | 290    | 257        | 134   | 123    | 1,256                     | 1,089  | 167    | 1,143              | 988    | 155    | 76                 | 70    | 6      |
| Homicide . . . . . (*U01.1)  | 2,922                    | 2,220  | 702    | 265        | 181   | 84     | 2,562                     | 1,968  | 594    | 2,117              | 1,685  | 432    | 264                | 156   | 108    |
| Legal intervention/war . . . . . (Y36.1)   | –                        | –      | –      | –          | –     | –      | –                         | –      | –      | –                  | –      | –      | –                  | –     | –      |
| Natural/environmental . . . . (W42–W43,W53–W64,<br>W92–W99,X20–X39,X51–X57) <sup>4</sup>   | 1,427                    | 938    | 489    | 86         | 66    | 20     | 1,318                     | 854    | 464    | 1,032              | 672    | 360    | 229                | 141   | 88     |
| Overexertion . . . . . (X50) <sup>4</sup>  | 8                        | 7      | 1      | 1          | 1     | –      | 7                         | 6      | 1      | 6                  | 5      | 1      | 1                  | 1     | –      |

See footnotes at end of table.

**Table 5. Deaths due to injury according to mechanism and intent of death by Hispanic origin, race for non-Hispanic population, and sex: United States, 2001—Con.**

[Figure(s) in brackets [ ] applies to the code or range of codes preceding it. For explanation of asterisks (\*) preceding cause-of-death codes, see "Technical Notes." Race and Hispanic origin are reported separately on the death certificate. Persons of Hispanic origin may be of any race. Data for Hispanic persons are not tabulated separately by race; data for non-Hispanic persons are tabulated by race. Data for Hispanic origin should be interpreted with caution because of inconsistencies between reporting Hispanic origin on death certificates and on censuses and surveys; see "Technical Notes"]

| Mechanism and intent of death<br>(Based on the <i>International Classification of Diseases, Tenth Revision, 1992</i> )   | All origins <sup>1</sup> |        |        | Hispanic   |       |        | Non-Hispanic <sup>2</sup> |        |        | Non-Hispanic white |        |        | Non-Hispanic black |       |        |
|--|--------------------------|--------|--------|------------|-------|--------|---------------------------|--------|--------|--------------------|--------|--------|--------------------|-------|--------|
|  | Both sexes               | Male   | Female | Both sexes | Male  | Female | Both sexes                | Male   | Female | Both sexes         | Male   | Female | Both sexes         | Male  | Female |
| Poisoning . . . . . (*U01[.6-.7],X40-X49,X60-X69,<br>X85-X90,Y10-Y19,Y35.2)  | 22,242                   | 14,799 | 7,443  | 1,655      | 1,278 | 377    | 20,434                    | 13,396 | 7,038  | 17,286             | 11,269 | 6,017  | 2,749              | 1,879 | 870    |
| Unintentional. . . . . (X40-X49)   | 14,078                   | 9,885  | 4,193  | 1,324      | 1,061 | 263    | 12,631                    | 8,720  | 3,911  | 10,269             | 7,111  | 3,158  | 2,122              | 1,452 | 670    |
| Suicide . . . . . (X60-X69)  | 5,191                    | 2,972  | 2,219  | 177        | 103   | 74     | 4,993                     | 2,852  | 2,141  | 4,665              | 2,671  | 1,994  | 206                | 114   | 92     |
| Homicide . . . . . (*U01[.6-.7],X85-X90)   | 64                       | 37     | 27     | 3          | 1     | 2      | 61                        | 36     | 25     | 40                 | 22     | 18     | 18                 | 11    | 7      |
| Undetermined . . . . . (Y10-Y19)   | 2,909                    | 1,905  | 1,004  | 151        | 113   | 38     | 2,749                     | 1,788  | 961    | 2,312              | 1,465  | 847    | 403                | 302   | 101    |
| Legal intervention/war . . . . . (Y35.2)   | -                        | -      | -      | -          | -     | -      | -                         | -      | -      | -                  | -      | -      | -                  | -     | -      |
| Struck by or against . . . . . (W20-W22,W50-W52,<br>X79,Y00,Y04,Y29,Y35.3)   | 1,244                    | 1,043  | 201    | 155        | 135   | 20     | 1,085                     | 905    | 180    | 863                | 724    | 139    | 185                | 156   | 29     |
| Unintentional. . . . . (W20-W22,W50-W52)   | 898                      | 803    | 95     | 112        | 104   | 8      | 785                       | 698    | 87     | 675                | 597    | 78     | 91                 | 87    | 4      |
| Suicide . . . . . (X79)  | 2                        | 2      | -      | -          | -     | -      | 2                         | 2      | -      | 2                  | 2      | -      | -                  | -     | -      |
| Homicide . . . . . (Y00,Y04)   | 341                      | 237    | 104    | 43         | 31    | 12     | 295                       | 204    | 91     | 184                | 124    | 60     | 93                 | 69    | 24     |
| Undetermined . . . . . (Y29)   | 3                        | 1      | 2      | -          | -     | -      | 3                         | 1      | 2      | 2                  | 1      | 1      | 1                  | -     | 1      |
| Legal intervention/war . . . . . (Y35.3)   | -                        | -      | -      | -          | -     | -      | -                         | -      | -      | -                  | -      | -      | -                  | -     | -      |
| Suffocation. . . . . (W75-W84,X70,X91,Y20)   | 12,574                   | 8,584  | 3,990  | 1,056      | 793   | 263    | 11,449                    | 7,740  | 3,709  | 9,463              | 6,467  | 2,996  | 1,461              | 908   | 553    |
| Unintentional. . . . . (W75-W84)   | 5,555                    | 3,042  | 2,513  | 276        | 167   | 109    | 5,252                     | 2,855  | 2,397  | 4,320              | 2,322  | 1,998  | 815                | 465   | 350    |
| Suicide . . . . . (X70)  | 6,198                    | 5,210  | 988    | 674        | 583   | 91     | 5,492                     | 4,599  | 893    | 4,705              | 3,962  | 743    | 402                | 350   | 52     |
| Homicide . . . . . (X91)   | 690                      | 244    | 446    | 94         | 34    | 60     | 586                       | 207    | 379    | 355                | 128    | 227    | 209                | 70    | 139    |
| Undetermined . . . . . (Y20)   | 131                      | 88     | 43     | 12         | 9     | 3      | 119                       | 79     | 40     | 83                 | 55     | 28     | 35                 | 23    | 12     |
| Other specified, classifiable . . . . . (*U01[.0,.2,.5],<br>*U03.0,W23,W35-W41,W44,W49,W85-W91,<br>X75,X81,X96,Y02,Y05-Y07,Y25,Y31,Y35[.1,.5],<br>Y36[.0,.2,.4-.8],Y85) <sup>3</sup> | 2,061                    | 1,636  | 425    | 240        | 201   | 39     | 1,800                     | 1,416  | 384    | 1,407              | 1,115  | 292    | 314                | 240   | 74     |
| Unintentional. . . . . (W23,W35-W41,W44,W49,<br>W85-W91,Y85)   | 1,355                    | 1,125  | 230    | 144        | 131   | 13     | 1,203                     | 987    | 216    | 996                | 812    | 184    | 161                | 137   | 24     |
| Suicide . . . . . (*U03.0,X75,X81) <sup>3</sup>  | 283                      | 229    | 54     | 35         | 29    | 6      | 240                       | 192    | 48     | 198                | 158    | 40     | 31                 | 24    | 7      |
| Homicide . . . . . (*U01[.0,.2,.5],X96,Y02,Y05-Y07)  | 316                      | 183    | 133    | 56         | 36    | 20     | 258                       | 146    | 112    | 143                | 80     | 63     | 99                 | 57    | 42     |
| Undetermined . . . . . (Y25,Y31)   | 42                       | 37     | 5      | 2          | 2     | -      | 38                        | 33     | 5      | 28                 | 24     | 4      | 7                  | 7     | -      |
| Legal intervention/war . . . . . (Y35[.1,.5],<br>Y36[.0,.2,.4-.8])   | 65                       | 62     | 3      | 3          | 3     | -      | 61                        | 58     | 3      | 42                 | 41     | 1      | 16                 | 15    | 1      |
| Other specified, not elsewhere classified . . . . . (*U01.8,<br>*U02,X58,X83,Y08,Y33,Y35.6,Y86-Y87,Y89[.0-.1])   | 2,299                    | 1,599  | 700    | 202        | 157   | 45     | 2,084                     | 1,432  | 652    | 1,515              | 1,012  | 503    | 477                | 351   | 126    |
| Unintentional. . . . . (X58,Y86)   | 1,034                    | 689    | 345    | 56         | 40    | 16     | 975                       | 647    | 328    | 826                | 545    | 281    | 107                | 73    | 34     |
| Suicide . . . . . (X83,Y87.0)  | 246                      | 197    | 49     | 17         | 14    | 3      | 228                       | 182    | 46     | 193                | 154    | 39     | 22                 | 16    | 6      |
| Homicide . . . . . (*U01.8,*U02,Y08,Y87.1)   | 831                      | 576    | 255    | 105        | 84    | 21     | 718                       | 486    | 232    | 367                | 222    | 145    | 318                | 240   | 78     |
| Undetermined . . . . . (Y33,Y87.2)   | 163                      | 113    | 50     | 19         | 14    | 5      | 143                       | 98     | 45     | 113                | 76     | 37     | 26                 | 18    | 8      |
| Legal intervention/war . . . . . (Y35.6,Y89[.0,.1])  | 25                       | 24     | 1      | 5          | 5     | -      | 20                        | 19     | 1      | 16                 | 15     | 1      | 4                  | 4     | -      |

See footnotes at end of table.

**Table 5. Deaths due to injury according to mechanism and intent of death by Hispanic origin, race for non-Hispanic population, and sex: United States, 2001—Con.**

[Figure(s) in brackets [ ] applies to the code or range of codes preceding it. For explanation of asterisks (\*) preceding cause-of-death codes, see "Technical Notes." Race and Hispanic origin are reported separately on the death certificate. Persons of Hispanic origin may be of any race. Data for Hispanic persons are not tabulated separately by race; data for non-Hispanic persons are tabulated by race. Data for Hispanic origin should be interpreted with caution because of inconsistencies between reporting Hispanic origin on death certificates and on censuses and surveys; see "Technical Notes"]

| Mechanism and intent of death<br>(Based on the <i>International Classification of Diseases, Tenth Revision, 1992</i> ) | All origins <sup>1</sup> |       |        | Hispanic   |      |        | Non-Hispanic <sup>2</sup> |       |        | Non-Hispanic white |       |        | Non-Hispanic black |      |        |
|--|--------------------------|-------|--------|------------|------|--------|---------------------------|-------|--------|--------------------|-------|--------|--------------------|------|--------|
|  | Both sexes               | Male  | Female | Both sexes | Male | Female | Both sexes                | Male  | Female | Both sexes         | Male  | Female | Both sexes         | Male | Female |
| Unspecified . . . . . (*U01.9,*U03.9,X59,X84,Y0 9,<br>Y34,Y35.7,Y36.9,Y89.9)   | 9,160                    | 4,396 | 4,764  | 529        | 350  | 179    | 8,567                     | 4,003 | 4,564  | 7,288              | 3,280 | 4,008  | 1,072              | 598  | 474    |
| Unintentional. . . . . (X59)   | 7,218                    | 3,129 | 4,089  | 255        | 142  | 113    | 6,944                     | 2,975 | 3,969  | 6,244              | 2,617 | 3,627  | 583                | 290  | 293    |
| Suicide . . . . . (*U03.9,X84)   | 146                      | 105   | 41     | 7          | 7    | —      | 139                       | 98    | 41     | 123                | 88    | 35     | 8                  | 3    | 5      |
| Homicide . . . . . (*U01.9,Y09)  | 1,506                    | 950   | 556    | 211        | 153  | 58     | 1,263                     | 777   | 486    | 764                | 471   | 293    | 429                | 264  | 165    |
| Undetermined . . . . . (Y34,Y89.9)   | 290                      | 212   | 78     | 56         | 48   | 8      | 221                       | 153   | 68     | 157                | 104   | 53     | 52                 | 41   | 11     |
| Legal intervention/war . . . . . (Y35.7,Y36.9)   | —                        | —     | —      | —          | —    | —      | —                         | —     | —      | —                  | —     | —      | —                  | —    | —      |

— Quantity zero.

\* Figure does not meet standard of reliability or precision; see "Technical Notes."

0.0 Quantity more than zero but less than 0.05.

<sup>1</sup>Figures for origin not stated are included in All origins but are not distributed among specified origins.

<sup>2</sup>Includes races other than white and black.

<sup>3</sup>Figures include September 11, 2001, related deaths for which death certificates were filed as of October 24, 2002; see "Technical Notes."

<sup>4</sup>Codes \*U01.3 and Y36.3 cannot be divided separately into the subcategories shown below; therefore, subcategories may not add to the total.

<sup>5</sup>Death is unintentional.

**Table 6. Death rates due to injury according to mechanism and intent of death by race and sex: United States, 2001**

[Crude rates per 100,000 population in specified group. Figure(s) in brackets [ ] applies to the code or range of codes preceding it. For explanation of asterisks (\*) preceding cause-of-death codes, see "Technical Notes." Data for specified races other than white or black should be interpreted with caution because of inconsistencies between reporting race on death certificates and on censuses and surveys; see "Technical Notes"]

| Mechanism and intent of death<br>(Based on the <i>International Classification of Diseases, Tenth Revision, 1992</i> ) | All races  |      |        | White      |      |        | Black      |      |        | American Indian or Alaska Native |      |        | Asian or Pacific Islander |      |        |
|--|--|------|--------|------------|------|--------|------------|------|--------|----------------------------------|------|--------|---------------------------|------|--------|
|  | Both sexes   | Male | Female | Both sexes | Male | Female | Both sexes | Male | Female | Both sexes                       | Male | Female | Both sexes                | Male | Female |
|  | All injury . . . . . (*U01-U03,V01-Y36,Y85-Y87,Y89)1 | 55.2 | 78.3   | 32.8       | 55.4 | 77.3   | 34.1       | 62.8 | 98.8   | 30.1                             | 63.7 | 88.8   | 38.8                      | 24.5 | 33.8   |
| Unintentional. . . . . (V01-X59,Y85-Y86)   | 35.7   | 47.2 | 24.5   | 37.0       | 48.4 | 25.9   | 33.5       | 48.2 | 20.1   | 44.6                             | 59.6 | 29.6   | 14.4                      | 19.0 | 10.0   |
| Suicide . . . . . (*U03,X60-X84,Y87.0)1  | 10.8   | 17.6 | 4.1    | 11.9       | 19.5 | 4.6    | 5.3        | 9.2  | 1.7    | 10.5                             | 17.0 | 4.1    | 5.2                       | 7.7  | 2.8    |
| Homicide . . . . . (*U01-U02,X85-Y09,Y87.1)1   | 7.1  | 11.1 | 3.3    | 4.9        | 7.2  | 2.6    | 22.1       | 38.3 | 7.4    | 6.9                              | 9.6  | 4.2    | 4.5                       | 6.3  | 2.7    |
| Undetermined . . . . . (Y10-Y34,Y87.2,Y89.9)   | 1.5  | 2.0  | 0.9    | 1.5        | 2.0  | 1.0    | 1.7        | 2.7  | 0.9    | 1.4                              | 2.1  | *      | 0.5                       | 0.6  | *      |
| Legal intervention/war . . . . . (Y35-Y36,Y89[.0,.1])  | 0.1  | 0.3  | *      | 0.1        | 0.3  | *      | 0.2        | 0.5  | *      | *                                | *    | *      | *                         | *    | *      |
| Cut/pierce . . . . . (W25-W29,W45,X78,X99,Y28,Y35.4)   | 0.9  | 1.3  | 0.5    | 0.7        | 1.0  | 0.4    | 2.1        | 3.2  | 1.2    | 1.5                              | 2.2  | *      | 0.7                       | 0.8  | 0.5    |
| Unintentional. . . . . (W25-W29,W45)   | 0.0  | 0.1  | *      | 0.0        | 0.1  | *      | *          | *    | *      | *                                | *    | *      | *                         | *    | *      |
| Suicide . . . . . (X78)  | 0.2  | 0.3  | 0.1    | 0.2        | 0.3  | 0.1    | 0.1        | 0.1  | *      | *                                | *    | *      | *                         | *    | *      |
| Homicide . . . . . (X99)   | 0.7  | 1.0  | 0.4    | 0.5        | 0.7  | 0.3    | 2.0        | 3.0  | 1.1    | 1.3                              | 1.9  | *      | 0.5                       | 0.7  | 0.4    |
| Undetermined . . . . . (Y28)   | *  | *    | *      | *          | *    | *      | *          | *    | *      | *                                | *    | *      | *                         | *    | *      |
| Legal intervention/war . . . . . (Y35.4)   | *  | *    | *      | *          | *    | *      | *          | *    | *      | *                                | *    | *      | *                         | *    | *      |
| Drowning. . . . . (W65-W74,X71,X92,Y21)  | 1.4  | 2.1  | 0.7    | 1.3        | 2.0  | 0.6    | 1.9        | 3.2  | 0.7    | 1.9                              | 3.2  | *      | 1.4                       | 2.0  | 0.8    |
| Unintentional. . . . . (W65-W74)   | 1.2  | 1.8  | 0.5    | 1.1        | 1.7  | 0.5    | 1.6        | 2.7  | 0.5    | 1.7                              | 3.0  | *      | 1.1                       | 1.7  | 0.6    |
| Suicide . . . . . (X71)  | 0.1  | 0.2  | 0.1    | 0.1        | 0.1  | 0.1    | 0.1        | 0.2  | *      | *                                | *    | *      | *                         | *    | *      |
| Homicide . . . . . (X92)   | 0.0  | 0.0  | 0.0    | 0.0        | 0.0  | 0.0    | 0.1        | *    | *      | *                                | *    | *      | *                         | *    | *      |
| Undetermined . . . . . (Y21)   | 0.1  | 0.1  | 0.0    | 0.1        | 0.1  | 0.0    | 0.1        | 0.2  | *      | *                                | *    | *      | *                         | *    | *      |
| Fall . . . . . (W00-W19,X80,Y01,Y30)   | 5.5  | 6.1  | 4.9    | 6.2        | 6.8  | 5.7    | 2.5        | 3.4  | 1.7    | 3.0                              | 3.6  | 2.5    | 2.4                       | 3.2  | 1.7    |
| Unintentional. . . . . (W00-W19)   | 5.3  | 5.8  | 4.8    | 6.0        | 6.4  | 5.5    | 2.3        | 3.1  | 1.6    | 2.8                              | 3.3  | 2.3    | 2.1                       | 2.7  | 1.5    |
| Suicide . . . . . (X80)  | 0.2  | 0.3  | 0.1    | 0.2        | 0.3  | 0.1    | 0.2        | 0.3  | *      | *                                | *    | *      | 0.3                       | 0.4  | *      |
| Homicide . . . . . (Y01)   | *  | *    | *      | *          | *    | *      | *          | *    | *      | *                                | *    | *      | *                         | *    | *      |
| Undetermined . . . . . (Y30)   | 0.0  | 0.0  | 0.0    | 0.0        | 0.0  | *      | *          | *    | *      | *                                | *    | *      | *                         | *    | *      |
| Fire/hot object or substance . . . . . (*U01.3,X00-X19,<br>X76-X77,X97-X98,Y26-Y27,Y36.3) <sup>2</sup>                 | 1.3  | 1.6  | 1.0    | 1.2        | 1.4  | 0.9    | 2.6        | 3.3  | 2.0    | 1.6                              | 2.2  | *      | 0.3                       | 0.5  | *      |
| Unintentional. . . . . (X00-X19)   | 1.2  | 1.5  | 0.9    | 1.1        | 1.3  | 0.8    | 2.3        | 3.0  | 1.8    | 1.5                              | 2.0  | *      | 0.3                       | 0.4  | *      |
| Suicide . . . . . (X76-X77)  | 0.1  | 0.1  | 0.0    | 0.1        | 0.1  | 0.0    | 0.1        | *    | *      | *                                | *    | *      | *                         | *    | *      |
| Homicide . . . . . (*U01.3,X97-X98)  | 0.1  | 0.1  | 0.0    | 0.0        | 0.0  | 0.0    | 0.2        | 0.2  | 0.1    | *                                | *    | *      | *                         | *    | *      |
| Undetermined . . . . . (Y26-Y27)   | 0.0  | 0.0  | 0.0    | 0.0        | 0.0  | 0.0    | 0.1        | *    | *      | *                                | *    | *      | *                         | *    | *      |
| Legal intervention/war . . . . . (Y36.3)   | *  | *    | *      | *          | *    | *      | *          | *    | *      | *                                | *    | *      | *                         | *    | *      |
| Fire/flare . . . . . (X00-X09,X76,X97,Y26)   | 1.3  | 1.6  | 1.0    | 1.1        | 1.4  | 0.9    | 2.6        | 3.2  | 1.9    | 1.6                              | 2.2  | *      | 0.3                       | 0.5  | *      |
| Unintentional. . . . . (X00-X09)   | 1.2  | 1.4  | 0.9    | 1.0        | 1.3  | 0.8    | 2.3        | 2.9  | 1.7    | 1.5                              | 2.0  | *      | 0.3                       | 0.4  | *      |
| Suicide . . . . . (X76)  | 0.1  | 0.1  | 0.0    | 0.1        | 0.1  | 0.0    | 0.1        | *    | *      | *                                | *    | *      | *                         | *    | *      |
| Homicide . . . . . (X97)   | 0.0  | 0.1  | 0.0    | 0.0        | 0.0  | 0.0    | 0.2        | 0.2  | 0.1    | *                                | *    | *      | *                         | *    | *      |
| Undetermined . . . . . (Y26)   | 0.0  | 0.0  | 0.0    | 0.0        | 0.0  | 0.0    | 0.1        | *    | *      | *                                | *    | *      | *                         | *    | *      |
| Hot object/substance . . . . . (X10-X19,X77,X98,Y27)   | 0.0  | 0.0  | 0.0    | 0.0        | 0.0  | 0.0    | 0.1        | *    | *      | *                                | *    | *      | *                         | *    | *      |
| Unintentional. . . . . (X10-X19)   | 0.0  | 0.0  | 0.0    | 0.0        | 0.0  | 0.0    | 0.1        | *    | *      | *                                | *    | *      | *                         | *    | *      |
| Suicide . . . . . (X77)  | *  | *    | *      | *          | *    | *      | *          | *    | *      | *                                | *    | *      | *                         | *    | *      |
| Homicide . . . . . (X98)   | *  | *    | *      | *          | *    | *      | *          | *    | *      | *                                | *    | *      | *                         | *    | *      |
| Undetermined . . . . . (Y27)   | *  | *    | *      | *          | *    | *      | *          | *    | *      | *                                | *    | *      | *                         | *    | *      |
| Firearm. . . . . (*U01.4,W32-W34,X72-X74,X93-X95,<br>Y22-Y24,Y35.0)  | 10.4   | 18.2 | 2.8    | 9.4        | 16.2 | 2.7    | 19.3       | 36.4 | 3.8    | 7.9                              | 12.9 | 2.9    | 3.2                       | 5.4  | 1.1    |
| Unintentional. . . . . (W32-W34)   | 0.3  | 0.5  | 0.1    | 0.3        | 0.5  | 0.1    | 0.3        | 0.6  | *      | *                                | *    | *      | *                         | *    | *      |
| Suicide . . . . . (X72-X74)  | 5.9  | 10.6 | 1.5    | 6.7        | 11.8 | 1.7    | 2.9        | 5.5  | 0.6    | 4.3                              | 7.5  | *      | 1.5                       | 2.6  | 0.4    |
| Homicide . . . . . (*U01.4,X93-X95)  | 4.0  | 6.8  | 1.3    | 2.2        | 3.5  | 1.0    | 15.8       | 29.8 | 3.1    | 2.8                              | 4.2  | 1.5    | 1.5                       | 2.5  | 0.7    |
| Undetermined . . . . . (Y22-Y24)   | 0.1  | 0.1  | 0.0    | 0.1        | 0.1  | 0.0    | 0.1        | 0.2  | *      | *                                | *    | *      | *                         | *    | *      |
| Legal intervention/war . . . . . (Y35.0)   | 0.1  | 0.2  | *      | 0.1        | 0.2  | *      | 0.2        | 0.3  | *      | *                                | *    | *      | *                         | *    | *      |

See footnotes at end of table.

**Table 6. Death rates due to injury according to mechanism and intent of death by race and sex: United States, 2001—Con.**

[Crude rates per 100,000 population in specified group. Figure(s) in brackets [ ] applies to the code or range of codes preceding it. For explanation of asterisks (\*) preceding cause-of-death codes, see "Technical Notes." Data for specified races other than white or black should be interpreted with caution because of inconsistencies between reporting race on death certificates and on censuses and surveys; see "Technical Notes"]

| Mechanism and intent of death<br>(Based on the <i>International Classification of Diseases, Tenth Revision, 1992</i> )  | All races  |      |        | White      |      |        | Black      |      |        | American Indian or Alaska Native |      |        | Asian or Pacific Islander |      |        |
|---|------------|------|--------|------------|------|--------|------------|------|--------|----------------------------------|------|--------|---------------------------|------|--------|
|   | Both sexes | Male | Female | Both sexes | Male | Female | Both sexes | Male | Female | Both sexes                       | Male | Female | Both sexes                | Male | Female |
| Machinery . . . . . (W24,W30–W31) <sup>3</sup>  | 0.2        | 0.4  | 0.0    | 0.3        | 0.5  | 0.0    | 0.1        | 0.2  | *      | *                                | *    | *      | *                         | *    | *      |
| All transport . . . (*U01.1,V01–V99,X82,Y03,Y32,Y36.1) <sup>1</sup>   | 17.5       | 24.8 | 10.4   | 17.9       | 25.4 | 10.7   | 16.5       | 24.4 | 9.2    | 27.3                             | 36.6 | 18.1   | 9.7                       | 12.5 | 7.0    |
| Unintentional . . . . . (V01–V99)   | 16.4       | 23.1 | 9.9    | 16.8       | 23.6 | 10.2   | 15.6       | 23.4 | 8.6    | 27.0                             | 36.3 | 17.8   | 8.1                       | 10.3 | 6.1    |
| Suicide . . . . . (X82)   | 0.0        | 0.0  | 0.0    | 0.0        | 0.1  | 0.0    | *          | *    | *      | *                                | *    | *      | *                         | *    | *      |
| Homicide . . . . . (*U01.1,Y03) <sup>1</sup>  | 1.1        | 1.6  | 0.5    | 1.1        | 1.7  | 0.5    | 0.8        | 1.0  | 0.6    | *                                | *    | *      | 1.5                       | 2.2  | 0.8    |
| Undetermined . . . . . (Y32)  | 0.0        | *    | *      | *          | *    | *      | *          | *    | *      | *                                | *    | *      | *                         | *    | *      |
| Legal intervention/war . . . . . (Y36.1)  | *          | *    | *      | *          | *    | *      | *          | *    | *      | *                                | *    | *      | *                         | *    | *      |
| Motor vehicle traffic . . . . . (V02–V04[.1,.9],V09.2,<br>V12–V14[.3–.9],V19[.4–.6],V20–V28[.3–.9],<br>V29–V79[.4–.9],V80[.3–.5],V81.1,V82.1,<br>V83–V86 [.0–.3],V87[.0–.8],V89.2) <sup>3</sup> | 14.9       | 20.7 | 9.3    | 15.2       | 21.0 | 9.6    | 14.6       | 21.7 | 8.2    | 24.2                             | 31.9 | 16.5   | 7.6                       | 9.5  | 5.8    |
| Occupant . . . . . (V30–V79[.4–.9],V83–V86[.0–.3]) <sup>3</sup>   | 6.8        | 9.1  | 4.5    | 7.0        | 9.3  | 4.7    | 6.3        | 9.1  | 3.8    | 11.4                             | 14.0 | 8.8    | 3.1                       | 4.0  | 2.3    |
| Motorcyclist . . . . . (V20–V28[.3–.9],V29[.4–.9]) <sup>3</sup>   | 1.0        | 1.9  | 0.2    | 1.1        | 2.0  | 0.2    | 0.8        | 1.7  | *      | *                                | *    | *      | 0.4                       | 0.7  | *      |
| Pedal cyclist . . . . . (V12–V14[.3–.9],V19[.4–.6]) <sup>3</sup>  | 0.2        | 0.4  | 0.0    | 0.2        | 0.4  | 0.0    | 0.3        | 0.6  | *      | *                                | *    | *      | *                         | *    | *      |
| Pedestrian . . . . . (V02–V04[.1,.9],V09.2) <sup>3</sup>  | 1.7        | 2.4  | 1.0    | 1.6        | 2.2  | 0.9    | 2.4        | 3.6  | 1.3    | 3.7                              | 6.0  | 1.5    | 1.3                       | 1.4  | 1.2    |
| Other . . . . . (V80[.3–.5],V81.1,V82.1) <sup>3</sup>   | *          | *    | *      | *          | *    | *      | *          | *    | *      | *                                | *    | *      | *                         | *    | *      |
| Unspecified . . . . . (V87[.0–.8],V89.2) <sup>3</sup>   | 5.2        | 6.9  | 3.5    | 5.3        | 7.1  | 3.7    | 4.8        | 6.7  | 3.0    | 8.3                              | 10.6 | 6.1    | 2.6                       | 3.2  | 2.2    |
| Pedal cyclist, other . . . . . (V10–V11,<br>V12–V14[.0–.2],V15–V18,V19[.0–.3,.8,.9]) <sup>3</sup>   | 0.1        | 0.1  | 0.0    | 0.1        | 0.1  | 0.0    | *          | *    | *      | *                                | *    | *      | *                         | *    | *      |
| Pedestrian, other . . . . . (V01,V02–V04[.0],V05,<br>V06,V09[.0,.1,.3,.9]) <sup>3</sup>   | 0.4        | 0.7  | 0.2    | 0.4        | 0.6  | 0.2    | 0.6        | 0.9  | 0.3    | 1.2                              | 2.0  | *      | 0.3                       | 0.4  | *      |
| Other land transport . . . . . (V20–V28[.0–.2],<br>V29–V79[.0–.3],V80[.0–.2,.6–.9],V81–V82[.0,.2–.9],<br>V83–V86[.4–.9],V87.9,V88[.0–.9],V89[.0,.1,.3,.9],<br>X82,Y03,Y32)                      | 0.5        | 0.9  | 0.2    | 0.6        | 1.0  | 0.2    | 0.3        | 0.4  | 0.1    | 1.1                              | 1.5  | *      | *                         | *    | *      |
| Unintentional . . . . . (V20–V28[.0–.2],V29–V79[.0–.3],<br>V80[.0–.2,.6–.9],V81–V82[.0,.2–.9],V83–V86<br>[.4–.9],V87.9,V88[.0–.9],V89[.0,.1,.3,.9])   | 0.5        | 0.8  | 0.2    | 0.5        | 0.9  | 0.2    | 0.2        | 0.3  | *      | 0.9                              | *    | *      | *                         | *    | *      |
| Suicide . . . . . (X82)   | 0.0        | 0.0  | 0.0    | 0.0        | 0.1  | 0.0    | *          | *    | *      | *                                | *    | *      | *                         | *    | *      |
| Homicide . . . . . (Y03)  | 0.0        | 0.0  | 0.0    | 0.0        | 0.0  | 0.0    | *          | *    | *      | *                                | *    | *      | *                         | *    | *      |
| Undetermined . . . . . (Y32)  | 0.0        | *    | *      | *          | *    | *      | *          | *    | *      | *                                | *    | *      | *                         | *    | *      |
| Other transport . . . . . (*U01.1,V90–V99,Y36.1) <sup>1</sup>   | 1.6        | 2.5  | 0.7    | 1.7        | 2.7  | 0.7    | 1.0        | 1.3  | 0.6    | 0.8                              | *    | *      | 1.6                       | 2.4  | 0.9    |
| Unintentional . . . . . (V90–V99)   | 0.5        | 0.9  | 0.2    | 0.6        | 1.0  | 0.2    | 0.2        | 0.4  | *      | 0.8                              | *    | *      | *                         | *    | *      |
| Homicide . . . . . (*U01.1) <sup>1</sup>  | 1.0        | 1.6  | 0.5    | 1.1        | 1.7  | 0.5    | 0.8        | 0.9  | 0.6    | *                                | *    | *      | 1.5                       | 2.2  | 0.8    |
| Legal intervention/war . . . . . (Y36.1)  | *          | *    | *      | *          | *    | *      | *          | *    | *      | *                                | *    | *      | *                         | *    | *      |
| Natural/environmental . . . . . (W42–W43,W53–W64,<br>W92–W99,X20–X39,X51–X57) <sup>3</sup>  | 0.5        | 0.7  | 0.3    | 0.5        | 0.7  | 0.3    | 0.6        | 0.8  | 0.5    | 1.6                              | 2.4  | *      | *                         | *    | *      |
| Overexertion . . . . . (X50) <sup>3</sup>   | *          | *    | *      | *          | *    | *      | *          | *    | *      | *                                | *    | *      | *                         | *    | *      |
| Poisoning . . . . . (*U01[.6–.7],X40–X49,X60–X6<br>9,X85–X90,Y10–Y19,Y35.2)   | 7.8        | 10.6 | 5.1    | 8.2        | 11.0 | 5.4    | 7.6        | 10.9 | 4.5    | 6.8                              | 7.7  | 5.8    | 1.7                       | 2.3  | 1.1    |
| Unintentional . . . . . (X40–X49)   | 4.9        | 7.1  | 2.9    | 5.0        | 7.2  | 2.9    | 5.8        | 8.4  | 3.5    | 4.9                              | 5.9  | 3.9    | 0.8                       | 1.2  | 0.4    |
| Suicide . . . . . (X60–X69)   | 1.8        | 2.1  | 1.5    | 2.1        | 2.4  | 1.8    | 0.6        | 0.7  | 0.5    | 1.4                              | *    | 1.6    | 0.7                       | 0.9  | 0.5    |
| Homicide . . . . . (*U01[.6–.7],X85–X90)  | 0.0        | 0.0  | 0.0    | 0.0        | 0.0  | 0.0    | *          | *    | *      | *                                | *    | *      | *                         | *    | *      |
| Undetermined . . . . . (Y10–Y19)  | 1.0        | 1.4  | 0.7    | 1.1        | 1.4  | 0.8    | 1.1        | 1.7  | 0.5    | *                                | *    | *      | *                         | *    | *      |
| Legal intervention/war . . . . . (Y35.2)  | *          | *    | *      | *          | *    | *      | *          | *    | *      | *                                | *    | *      | *                         | *    | *      |

See footnotes at end of table.

**Table 6. Death rates due to injury according to mechanism and intent of death by race and sex: United States, 2001—Con.**

[Crude rates per 100,000 population in specified group. Figure(s) in brackets [ ] applies to the code or range of codes preceding it. For explanation of asterisks (\*) preceding cause-of-death codes, see "Technical Notes." Data for specified races other than white or black should be interpreted with caution because of inconsistencies between reporting race on death certificates and on censuses and surveys; see "Technical Notes"]

| Mechanism and intent of death<br>(Based on the <i>International Classification of Diseases, Tenth Revision, 1992</i> )  | All races  |      |        | White      |      |        | Black      |      |        | American Indian or Alaska Native |      |        | Asian or Pacific Islander |      |        |
|---|------------|------|--------|------------|------|--------|------------|------|--------|----------------------------------|------|--------|---------------------------|------|--------|
|   | Both sexes | Male | Female | Both sexes | Male | Female | Both sexes | Male | Female | Both sexes                       | Male | Female | Both sexes                | Male | Female |
| Struck by or against . . . (W20–W22,W50–W52,X79,<br>Y00,Y04,Y29,Y35.3)  | 0.4        | 0.7  | 0.1    | 0.4        | 0.8  | 0.1    | 0.5        | 0.9  | 0.1    | *                                | *    | *      | 0.2                       | *    | *      |
| Unintentional . . . . . (W20–W22,W50–W52)   | 0.3        | 0.6  | 0.1    | 0.3        | 0.6  | 0.1    | 0.2        | 0.5  | *      | *                                | *    | *      | *                         | *    | *      |
| Suicide . . . . . (X79)   | *          | *    | *      | *          | *    | *      | *          | *    | *      | *                                | *    | *      | *                         | *    | *      |
| Homicide . . . . . (Y00,Y04)  | 0.1        | 0.2  | 0.1    | 0.1        | 0.1  | 0.1    | 0.3        | 0.4  | 0.1    | *                                | *    | *      | *                         | *    | *      |
| Undetermined . . . . . (Y29)  | *          | *    | *      | *          | *    | *      | *          | *    | *      | *                                | *    | *      | *                         | *    | *      |
| Legal intervention/war . . . . . (Y35.3)  | *          | *    | *      | *          | *    | *      | *          | *    | *      | *                                | *    | *      | *                         | *    | *      |
| Suffocation . . . . . (W75–W84,X70,X91,Y20)   | 4.4        | 6.1  | 2.8    | 4.5        | 6.3  | 2.8    | 4.0        | 5.2  | 2.9    | 6.4                              | 9.6  | 3.2    | 2.9                       | 3.9  | 1.9    |
| Unintentional . . . . . (W75–W84)   | 2.0        | 2.2  | 1.7    | 2.0        | 2.2  | 1.8    | 2.2        | 2.7  | 1.8    | 1.8                              | 1.9  | 1.8    | 0.5                       | 0.7  | 0.4    |
| Suicide . . . . . (X70)   | 2.2        | 3.7  | 0.7    | 2.3        | 4.0  | 0.7    | 1.1        | 2.0  | 0.3    | 4.3                              | 7.5  | *      | 2.2                       | 3.1  | 1.3    |
| Homicide . . . . . (X91)  | 0.2        | 0.2  | 0.3    | 0.2        | 0.1  | 0.2    | 0.6        | 0.4  | 0.7    | *                                | *    | *      | *                         | *    | *      |
| Undetermined . . . . . (Y20)  | 0.0        | 0.1  | 0.0    | 0.0        | 0.1  | 0.0    | 0.1        | 0.1  | *      | *                                | *    | *      | *                         | *    | *      |
| Other specified, classifiable . . (*U01[.0,.2,.5],*U03.0,<br>W23,W35–W41,W44,W49,W85–W91,X75,X81,<br>X96, Y02,Y05–Y07,Y25,Y31,Y35[.1,.5],<br>Y36[.0,.2,.4–.8],Y85) <sup>1</sup> | 0.7        | 1.2  | 0.3    | 0.7        | 1.2  | 0.3    | 0.9        | 1.4  | 0.4    | 1.1                              | 1.7  | *      | 0.4                       | 0.6  | *      |
| Unintentional . . . . . (W23,W35–W41,W44,W49,<br>W85–W91,Y85)   | 0.5        | 0.8  | 0.2    | 0.5        | 0.8  | 0.2    | 0.4        | 0.8  | 0.1    | *                                | *    | *      | 0.2                       | 0.4  | *      |
| Suicide . . . . . (*U03.0,X75,X81) <sup>1</sup>   | 0.1        | 0.2  | 0.0    | 0.1        | 0.2  | 0.0    | 0.1        | 0.2  | *      | *                                | *    | *      | *                         | *    | *      |
| Homicide . . . . . (*U01[.0,.2,.5],X96,Y02,Y05–Y07)   | 0.1        | 0.1  | 0.1    | 0.1        | 0.1  | 0.1    | 0.3        | 0.3  | 0.2    | *                                | *    | *      | *                         | *    | *      |
| Undetermined . . . . . (Y25,Y31)  | 0.0        | 0.0  | *      | 0.0        | 0.0  | *      | *          | *    | *      | *                                | *    | *      | *                         | *    | *      |
| Legal intervention/war . . . . . (Y35[.1,.5],<br>Y36[.0,.2,.4–.8])  | 0.0        | 0.0  | *      | 0.0        | 0.0  | *      | *          | *    | *      | *                                | *    | *      | *                         | *    | *      |
| Other specified, not elsewhere classified . . (*U01.8,<br>*U02, X58,X83,Y08,Y33,Y35.6,Y86–Y87,Y89[.0–.1])   | 0.8        | 1.1  | 0.5    | 0.7        | 1.0  | 0.5    | 1.3        | 2.0  | 0.7    | 1.4                              | 2.0  | *      | 0.4                       | 0.7  | *      |
| Unintentional . . . . . (X58,Y86)   | 0.4        | 0.5  | 0.2    | 0.4        | 0.5  | 0.3    | 0.3        | 0.4  | 0.2    | *                                | *    | *      | 0.2                       | *    | *      |
| Suicide . . . . . (X83,Y87.0)   | 0.1        | 0.1  | 0.0    | 0.1        | 0.1  | 0.0    | 0.1        | *    | *      | *                                | *    | *      | *                         | *    | *      |
| Homicide . . . . . (*U01.8,*U02,Y08,Y87.1)  | 0.3        | 0.4  | 0.2    | 0.2        | 0.3  | 0.1    | 0.9        | 1.4  | 0.4    | *                                | *    | *      | *                         | *    | *      |
| Undetermined . . . . . (Y33,Y87.2)  | 0.1        | 0.1  | 0.0    | 0.1        | 0.1  | 0.0    | 0.1        | *    | *      | *                                | *    | *      | *                         | *    | *      |
| Legal intervention/war . . . . . (Y35.6,Y89[.0,.1])   | 0.0        | 0.0  | *      | 0.0        | 0.0  | *      | *          | *    | *      | *                                | *    | *      | *                         | *    | *      |
| Unspecified . . . . . (*U01.9,*U03.9,X59,X84,Y09,Y34,<br>Y35.7,Y36.9,Y89.9)   | 3.2        | 3.1  | 3.3    | 3.4        | 3.2  | 3.6    | 2.9        | 3.4  | 2.5    | 2.6                              | 3.3  | 1.8    | 1.1                       | 1.4  | 0.9    |
| Unintentional . . . . . (X59)   | 2.5        | 2.2  | 2.8    | 2.8        | 2.4  | 3.2    | 1.6        | 1.7  | 1.5    | 1.2                              | *    | *      | 0.7                       | 0.9  | 0.5    |
| Suicide . . . . . (*U03.9,X84)  | 0.1        | 0.1  | 0.0    | 0.1        | 0.1  | 0.0    | *          | *    | *      | *                                | *    | *      | *                         | *    | *      |
| Homicide . . . . . (*U01.9,Y09)   | 0.5        | 0.7  | 0.4    | 0.4        | 0.6  | 0.3    | 1.2        | 1.5  | 0.9    | 1.0                              | 1.5  | *      | 0.4                       | 0.4  | 0.3    |
| Undetermined . . . . . (Y34,Y89.9)  | 0.1        | 0.2  | 0.1    | 0.1        | 0.1  | 0.1    | 0.2        | 0.2  | *      | *                                | *    | *      | *                         | *    | *      |
| Legal intervention/war . . . . . (Y35.7,Y36.9)  | *          | *    | *      | *          | *    | *      | *          | *    | *      | *                                | *    | *      | *                         | *    | *      |

\* Figure does not meet standard of reliability or precision; see "Technical Notes."

0.0 Quantity more than zero but less than 0.05.

<sup>1</sup>Figures include September 11, 2001, related deaths for which death certificates were filed as of October 24, 2002; see "Technical Notes."

<sup>2</sup>Codes \*U01.3 and Y36.3 cannot be divided separately into the subcategories shown below; therefore, subcategories may not add to the total.

<sup>3</sup>Death is unintentional.

**Table 7. Death rates due to injury according to mechanism and intent of death by Hispanic origin, race for non-Hispanic population, and sex: United States, 2001**

[Crude rates per 100,000 population in specified group. Figure(s) in brackets [ ] applies to the code or range of codes preceding it. For explanation of asterisks (\*) preceding cause-of-death codes, see "Technical Notes." Race and Hispanic origin are reported separately on the death certificate. Persons of Hispanic origin may be of any race. Data for Hispanic persons are not tabulated separately by race; data for non-Hispanic persons are tabulated by race. Data for Hispanic origin should be interpreted with caution because of inconsistencies between reporting Hispanic origin on death certificates and on censuses and surveys; see "Technical Notes"]

| Mechanism and intent of death<br>(Based on the <i>International Classification of Diseases, Tenth Revision, 1992</i> ) | All origins <sup>1</sup>   |      |        | Hispanic   |      |        | Non-Hispanic <sup>2</sup> |      |        | Non-Hispanic white |      |        | Non-Hispanic black |      |        |
|--|--|------|--------|------------|------|--------|---------------------------|------|--------|--------------------|------|--------|--------------------|------|--------|
|  | Both sexes   | Male | Female | Both sexes | Male | Female | Both sexes                | Male | Female | Both sexes         | Male | Female | Both sexes         | Male | Female |
|  | All injury . . . . . (*U01-U03,V01-Y36,Y85-Y87,Y89) <sup>3</sup> | 55.2 | 78.3   | 32.8       | 40.7 | 61.9   | 18.3                      | 56.9 | 80.3   | 34.7               | 57.3 | 79.0   | 36.4               | 64.4 | 101.3  |
| Unintentional. . . . . (V01-X59,Y85-Y86)   | 35.7   | 47.2 | 24.5   | 25.8       | 37.6 | 13.2   | 36.9                      | 48.5 | 26.0   | 38.5               | 49.7 | 27.8   | 34.4               | 49.5 | 20.6   |
| Suicide . . . . . (*U03,X60-X84,Y87.0) <sup>3</sup>  | 10.8   | 17.6 | 4.1    | 5.0        | 8.3  | 1.5    | 11.6                      | 19.0 | 4.5    | 13.0               | 21.4 | 5.0    | 5.3                | 9.3  | 1.7    |
| Homicide . . . . . (*U01-U02,X85-Y09,Y87.1) <sup>3</sup>   | 7.1  | 11.1 | 3.3    | 9.0        | 14.5 | 3.2    | 6.7                       | 10.4 | 3.2    | 4.0                | 5.6  | 2.4    | 22.7               | 39.3 | 7.6    |
| Undetermined . . . . . (Y10-Y34,Y87.2,Y89.9)   | 1.5  | 2.0  | 0.9    | 0.8        | 1.1  | 0.4    | 1.6                       | 2.1  | 1.0    | 1.6                | 2.1  | 1.1    | 1.8                | 2.8  | 0.9    |
| Legal intervention/war . . . . . (Y35-Y36,Y89[.0,.1])  | 0.1  | 0.3  | *      | 0.2        | 0.4  | *      | 0.1                       | 0.3  | *      | 0.1                | 0.2  | *      | 0.2                | 0.5  | *      |
| Cut/pierce . . . . . (W25-W29,W45,X78,X99,Y28,Y35.4)   | 0.9  | 1.3  | 0.5    | 1.2        | 1.9  | 0.5    | 0.8                       | 1.2  | 0.5    | 0.6                | 0.9  | 0.3    | 2.2                | 3.3  | 1.2    |
| Unintentional. . . . . (W25-W29,W45)   | 0.0  | 0.1  | *      | *          | *    | *      | 0.0                       | 0.1  | *      | 0.0                | 0.1  | *      | *                  | *    | *      |
| Suicide . . . . . (X78)  | 0.2  | 0.3  | 0.1    | 0.1        | 0.2  | *      | 0.2                       | 0.3  | 0.1    | 0.2                | 0.3  | 0.1    | 0.1                | 0.1  | *      |
| Homicide . . . . . (X99)   | 0.7  | 1.0  | 0.4    | 1.1        | 1.7  | 0.5    | 0.6                       | 0.9  | 0.4    | 0.4                | 0.5  | 0.3    | 2.1                | 3.1  | 1.1    |
| Undetermined . . . . . (Y28)   | *  | *    | *      | *          | *    | *      | *                         | *    | *      | *                  | *    | *      | *                  | *    | *      |
| Legal intervention/war . . . . . (Y35.4)   | *  | *    | *      | *          | *    | *      | *                         | *    | *      | *                  | *    | *      | *                  | *    | *      |
| Drowning . . . . . (W65-W74,X71,X92,Y21)   | 1.4  | 2.1  | 0.7    | 1.2        | 2.0  | 0.5    | 1.4                       | 2.1  | 0.7    | 1.3                | 1.9  | 0.7    | 1.9                | 3.3  | 0.7    |
| Unintentional. . . . . (W65-W74)   | 1.2  | 1.8  | 0.5    | 1.1        | 1.8  | 0.4    | 1.1                       | 1.8  | 0.5    | 1.1                | 1.6  | 0.5    | 1.6                | 2.8  | 0.5    |
| Suicide . . . . . (X71)  | 0.1  | 0.2  | 0.1    | *          | *    | *      | 0.1                       | 0.2  | 0.1    | 0.1                | 0.2  | 0.1    | 0.1                | 0.2  | *      |
| Homicide . . . . . (X92)   | 0.0  | 0.0  | 0.0    | *          | *    | *      | 0.0                       | 0.0  | 0.0    | 0.0                | 0.0  | *      | 0.1                | *    | *      |
| Undetermined . . . . . (Y21)   | 0.1  | 0.1  | 0.0    | *          | *    | *      | 0.1                       | 0.1  | 0.1    | 0.1                | 0.1  | 0.1    | 0.1                | 0.2  | *      |
| Fall . . . . . (W00-W19,X80,Y01,Y30)   | 5.5  | 6.1  | 4.9    | 2.2        | 3.0  | 1.4    | 6.0                       | 6.6  | 5.4    | 6.9                | 7.4  | 6.4    | 2.6                | 3.5  | 1.7    |
| Unintentional. . . . . (W00-W19)   | 5.3  | 5.8  | 4.8    | 2.0        | 2.8  | 1.3    | 5.7                       | 6.2  | 5.3    | 6.6                | 7.0  | 6.2    | 2.3                | 3.2  | 1.6    |
| Suicide . . . . . (X80)  | 0.2  | 0.3  | 0.1    | 0.2        | 0.3  | *      | 0.2                       | 0.3  | 0.2    | 0.2                | 0.3  | 0.2    | 0.2                | 0.3  | *      |
| Homicide . . . . . (Y01)   | *  | *    | *      | *          | *    | *      | *                         | *    | *      | *                  | *    | *      | *                  | *    | *      |
| Undetermined . . . . . (Y30)   | 0.0  | 0.0  | 0.0    | *          | *    | *      | 0.0                       | 0.0  | 0.0    | 0.0                | 0.0  | *      | *                  | *    | *      |
| Fire/hot object or substance . . . . . (*U01.3,X00-X19,<br>X76-X77,X97-X98,Y26-Y27,Y36.3) <sup>4</sup>                 | 1.3  | 1.6  | 1.0    | 0.6        | 0.7  | 0.5    | 1.4                       | 1.8  | 1.1    | 1.3                | 1.5  | 1.0    | 2.7                | 3.4  | 2.1    |
| Unintentional. . . . . (X00-X19)   | 1.2  | 1.5  | 0.9    | 0.5        | 0.6  | 0.4    | 1.3                       | 1.6  | 1.0    | 1.2                | 1.4  | 0.9    | 2.4                | 3.0  | 1.8    |
| Suicide . . . . . (X76-X77)  | 0.1  | 0.1  | 0.0    | *          | *    | *      | 0.1                       | 0.1  | 0.0    | 0.1                | 0.1  | 0.0    | 0.1                | *    | *      |
| Homicide . . . . . (*U01.3,X97-X98)  | 0.1  | 0.1  | 0.0    | *          | *    | *      | 0.1                       | 0.1  | 0.0    | 0.0                | 0.0  | 0.0    | 0.2                | 0.3  | 0.1    |
| Undetermined . . . . . (Y26-Y27)   | 0.0  | 0.0  | 0.0    | *          | *    | *      | 0.0                       | 0.0  | 0.0    | 0.0                | 0.0  | *      | 0.1                | *    | *      |
| Legal intervention/war . . . . . (Y36.3)   | *  | *    | *      | *          | *    | *      | *                         | *    | *      | *                  | *    | *      | *                  | *    | *      |
| Fire/flare . . . . . (X00-X09,X76,X97,Y26)   | 1.3  | 1.6  | 1.0    | 0.5        | 0.7  | 0.4    | 1.4                       | 1.7  | 1.1    | 1.2                | 1.5  | 0.9    | 2.6                | 3.3  | 2.0    |
| Unintentional. . . . . (X00-X09)   | 1.2  | 1.4  | 0.9    | 0.5        | 0.6  | 0.4    | 1.3                       | 1.6  | 1.0    | 1.1                | 1.4  | 0.9    | 2.3                | 3.0  | 1.8    |
| Suicide . . . . . (X76)  | 0.1  | 0.1  | 0.0    | *          | *    | *      | 0.1                       | 0.1  | 0.0    | 0.1                | 0.1  | 0.0    | 0.1                | *    | *      |
| Homicide . . . . . (X97)   | 0.0  | 0.1  | 0.0    | *          | *    | *      | 0.1                       | 0.1  | 0.0    | 0.0                | 0.0  | 0.0    | 0.2                | 0.2  | 0.1    |
| Undetermined . . . . . (Y26)   | 0.0  | 0.0  | 0.0    | *          | *    | *      | 0.0                       | 0.0  | 0.0    | 0.0                | 0.0  | *      | 0.1                | *    | *      |
| Hot object/substance . . . . . (X10-X19,X77,X98,Y27)   | 0.0  | 0.0  | 0.0    | *          | *    | *      | 0.0                       | 0.0  | 0.0    | 0.0                | 0.0  | 0.0    | 0.1                | *    | *      |
| Unintentional. . . . . (X10-X19)   | 0.0  | 0.0  | 0.0    | *          | *    | *      | 0.0                       | 0.0  | 0.0    | 0.0                | 0.0  | 0.0    | 0.1                | *    | *      |
| Suicide . . . . . (X77)  | *  | *    | *      | *          | *    | *      | *                         | *    | *      | *                  | *    | *      | *                  | *    | *      |
| Homicide . . . . . (X98)   | *  | *    | *      | *          | *    | *      | *                         | *    | *      | *                  | *    | *      | *                  | *    | *      |
| Undetermined . . . . . (Y27)   | *  | *    | *      | *          | *    | *      | *                         | *    | *      | *                  | *    | *      | *                  | *    | *      |
| Firearm . . . . . (*U01.4,W32-W34,X72-X74,X93-X95,<br>Y22-Y24,Y35.0)   | 10.4   | 18.2 | 2.8    | 8.3        | 14.6 | 1.7    | 10.6                      | 18.7 | 3.0    | 9.4                | 16.3 | 2.9    | 19.8               | 37.3 | 4.0    |
| Unintentional. . . . . (W32-W34)   | 0.3  | 0.5  | 0.1    | 0.2        | 0.4  | *      | 0.3                       | 0.5  | 0.1    | 0.3                | 0.5  | 0.1    | 0.3                | 0.6  | *      |

See footnotes at end of table.

**Table 7. Death rates due to injury according to mechanism and intent of death by Hispanic origin, race for non-Hispanic population, and sex: United States, 2001—Con.**

[Crude rates per 100,000 population in specified group. Figure(s) in brackets [ ] applies to the code or range of codes preceding it. For explanation of asterisks (\*) preceding cause-of-death codes, see "Technical Notes." Race and Hispanic origin are reported separately on the death certificate. Persons of Hispanic origin may be of any race. Data for Hispanic persons are not tabulated separately by race; data for non-Hispanic persons are tabulated by race. Data for Hispanic origin should be interpreted with caution because of inconsistencies between reporting Hispanic origin on death certificates and on censuses and surveys; see "Technical Notes"]

| Mechanism and intent of death<br>(Based on the <i>International Classification of Diseases, Tenth Revision, 1992</i> )  | All origins <sup>1</sup> |      |        | Hispanic   |      |        | Non-Hispanic <sup>2</sup> |      |        | Non-Hispanic white |      |        | Non-Hispanic black |      |        |
|---|--------------------------|------|--------|------------|------|--------|---------------------------|------|--------|--------------------|------|--------|--------------------|------|--------|
|   | Both sexes               | Male | Female | Both sexes | Male | Female | Both sexes                | Male | Female | Both sexes         | Male | Female | Both sexes         | Male | Female |
| Suicide . . . . . (X72–X74)   | 5.9                      | 10.6 | 1.5    | 2.2        | 3.8  | 0.4    | 6.5                       | 11.6 | 1.6    | 7.4                | 13.2 | 1.9    | 3.0                | 5.6  | 0.6    |
| Homicide . . . . . (*U01.4,X93–X95)   | 4.0                      | 6.8  | 1.3    | 5.7        | 9.9  | 1.3    | 3.7                       | 6.3  | 1.2    | 1.6                | 2.2  | 0.9    | 16.3               | 30.6 | 3.2    |
| Undetermined . . . . . (Y22–Y24)  | 0.1                      | 0.1  | 0.0    | 0.1        | *    | *      | 0.1                       | 0.1  | 0.0    | 0.1                | 0.1  | 0.0    | 0.1                | 0.2  | *      |
| Legal intervention/war . . . . . (Y35.0)  | 0.1                      | 0.2  | *      | 0.2        | 0.3  | *      | 0.1                       | 0.2  | *      | 0.1                | 0.2  | *      | 0.2                | 0.3  | *      |
| Machinery . . . . . (W24,W30–W31) <sup>5</sup>  | 0.2                      | 0.4  | 0.0    | 0.2        | 0.4  | *      | 0.2                       | 0.4  | 0.0    | 0.3                | 0.5  | 0.0    | 0.1                | 0.2  | *      |
| All transport . . . . . (*U01.1,V01–V99,X82,Y03,Y32,Y36.1) <sup>3</sup>   | 17.5                     | 24.8 | 10.4   | 16.3       | 23.6 | 8.5    | 17.6                      | 24.8 | 10.7   | 18.0               | 25.3 | 11.0   | 16.9               | 25.0 | 9.4    |
| Unintentional . . . . . (V01–V99)   | 16.4                     | 23.1 | 9.9    | 15.5       | 22.6 | 8.0    | 16.5                      | 23.1 | 10.1   | 16.8               | 23.4 | 10.5   | 16.0               | 24.0 | 8.8    |
| Suicide . . . . . (X82)   | 0.0                      | 0.0  | 0.0    | *          | *    | *      | 0.0                       | 0.0  | 0.0    | 0.0                | 0.1  | 0.0    | *                  | *    | *      |
| Homicide . . . . . (*U01.1,Y03) <sup>3</sup>  | 1.1                      | 1.6  | 0.5    | 0.7        | 1.0  | 0.5    | 1.1                       | 1.7  | 0.5    | 1.1                | 1.8  | 0.4    | 0.8                | 1.0  | 0.6    |
| Undetermined . . . . . (Y32)  | 0.0                      | *    | *      | *          | *    | *      | 0.0                       | *    | *      | *                  | *    | *      | *                  | *    | *      |
| Legal intervention/war . . . . . (Y36.1)  | *                        | *    | *      | *          | *    | *      | *                         | *    | *      | *                  | *    | *      | *                  | *    | *      |
| Motor vehicle traffic . . . . . (V02–V04[.1,.9],V09.2,<br>V12–V14[.3–.9],V19[.4–.6],V20–V28[.3–.9],V29–V79[.4–.9],<br>V80[.3–.5],V81.1,V82.1, V83–V86[.0–.3],V87[.0–.8],V89.2) <sup>5</sup> | 14.9                     | 20.7 | 9.3    | 14.0       | 20.5 | 7.1    | 15.0                      | 20.7 | 9.6    | 15.2               | 20.8 | 9.9    | 15.0               | 22.3 | 8.4    |
| Occupant . . . . . (V30–V79[.4–.9],V83–V86[.0–.3]) <sup>5</sup>   | 6.8                      | 9.1  | 4.5    | 6.9        | 9.9  | 3.7    | 6.7                       | 8.9  | 4.6    | 6.9                | 9.0  | 4.8    | 6.5                | 9.4  | 3.9    |
| Motorcyclist . . . . . (V20–V28[.3–.9],V29[.4–.9]) <sup>5</sup>   | 1.0                      | 1.9  | 0.2    | 0.6        | 1.1  | *      | 1.1                       | 2.1  | 0.2    | 1.2                | 2.2  | 0.2    | 0.9                | 1.8  | *      |
| Pedal cyclist . . . . . (V12–V14[.3–.9],V19[.4–.6]) <sup>5</sup>  | 0.2                      | 0.4  | 0.0    | 0.2        | 0.4  | *      | 0.2                       | 0.4  | 0.0    | 0.2                | 0.4  | 0.0    | 0.3                | 0.6  | *      |
| Pedestrian . . . . . (V02–V04[.1,.9],V09.2) <sup>5</sup>  | 1.7                      | 2.4  | 1.0    | 2.4        | 3.6  | 1.2    | 1.6                       | 2.2  | 1.0    | 1.4                | 1.9  | 0.9    | 2.4                | 3.7  | 1.3    |
| Other . . . . . (V80[.3–.5],V81.1,V82.1) <sup>5</sup>   | *                        | *    | *      | *          | *    | *      | *                         | *    | *      | *                  | *    | *      | *                  | *    | *      |
| Unspecified . . . . . (V87[.0–.8],V89.2) <sup>5</sup>   | 5.2                      | 6.9  | 3.5    | 3.9        | 5.5  | 2.1    | 5.4                       | 7.1  | 3.7    | 5.6                | 7.3  | 3.9    | 4.9                | 6.9  | 3.1    |
| Pedal cyclist, other . . . . . (V10–V11,V12–V14[.0–.2], V15–<br>V18,V19[.0–.3,.8,.9]) <sup>5</sup>  | 0.1                      | 0.1  | 0.0    | 0.1        | 0.2  | *      | 0.1                       | 0.1  | 0.0    | 0.1                | 0.1  | 0.0    | *                  | *    | *      |
| Pedestrian, other . . . . . (V01,V02–V04[.0],V05,V06,<br>V09[.0,.1,.3,.9]) <sup>5</sup>   | 0.4                      | 0.7  | 0.2    | 0.5        | 0.8  | 0.1    | 0.4                       | 0.6  | 0.2    | 0.4                | 0.6  | 0.2    | 0.6                | 0.9  | 0.3    |
| Other land transport . . . . . (V20–V28[.0–.2], V29–V79[.0–.3],<br>V80[.0–.2,.6–.9],V81–V82[.0,.2–.9],V83–V86[.4–.9],<br>V87.9,V88[.0–.9], V89[.0,.1,.3,.9],X82,Y03,Y32)                    | 0.5                      | 0.9  | 0.2    | 0.3        | 0.5  | *      | 0.6                       | 0.9  | 0.2    | 0.6                | 1.0  | 0.2    | 0.3                | 0.4  | 0.1    |
| Unintentional . . . . . (V20–V28[.0–.2],V29–V79[.0–.3],<br>V80[.0–.2,.6–.9],V81–V82[.0,.2–.9], V83–V86<br>[.4–.9],V87.9,V88[.0–.9],V89[.0,.1,.3,.9])  | 0.5                      | 0.8  | 0.2    | 0.2        | 0.4  | *      | 0.5                       | 0.8  | 0.2    | 0.6                | 1.0  | 0.2    | 0.2                | 0.3  | *      |
| Suicide . . . . . (X82)   | 0.0                      | 0.0  | 0.0    | *          | *    | *      | 0.0                       | 0.0  | 0.0    | 0.0                | 0.1  | 0.0    | *                  | *    | *      |
| Homicide . . . . . (Y03)  | 0.0                      | 0.0  | 0.0    | *          | *    | *      | 0.0                       | 0.0  | 0.0    | 0.0                | 0.0  | *      | *                  | *    | *      |
| Undetermined . . . . . (Y32)  | 0.0                      | *    | *      | *          | *    | *      | 0.0                       | *    | *      | *                  | *    | *      | *                  | *    | *      |
| Other transport . . . . . (*U01.1,V90–V99,Y36.1)  | 1.6                      | 2.5  | 0.7    | 1.4        | 1.7  | 1.2    | 1.5                       | 2.5  | 0.6    | 1.6                | 2.8  | 0.6    | 1.0                | 1.3  | 0.6    |
| Unintentional . . . . . (V90–V99)   | 0.5                      | 0.9  | 0.2    | 0.7        | 0.7  | 0.7    | 0.5                       | 0.9  | 0.1    | 0.6                | 1.0  | 0.2    | 0.2                | 0.4  | *      |
| Homicide . . . . . (*U01.1)   | 1.0                      | 1.6  | 0.5    | 0.7        | 1.0  | 0.5    | 1.0                       | 1.6  | 0.5    | 1.1                | 1.7  | 0.4    | 0.7                | 0.9  | 0.6    |
| Legal intervention/war . . . . . (Y36.1)  | *                        | *    | *      | *          | *    | *      | *                         | *    | *      | *                  | *    | *      | *                  | *    | *      |
| Natural/environmental . . . . . (W42–W43,W53–W64,<br>W92–W99,X20– X39,X51–X57) <sup>4</sup>   | 0.5                      | 0.7  | 0.3    | 0.2        | 0.3  | 0.1    | 0.5                       | 0.7  | 0.4    | 0.5                | 0.7  | 0.4    | 0.6                | 0.8  | 0.5    |
| Overexertion . . . . . (X50) <sup>4</sup>   | *                        | *    | *      | *          | *    | *      | *                         | *    | *      | *                  | *    | *      | *                  | *    | *      |
| Poisoning . . . . . (*U01[.6–.7],X40–X49,X60–X69,<br>X85–X90,Y10–Y19,Y35.2)   | 7.8                      | 10.6 | 5.1    | 4.5        | 6.7  | 2.1    | 8.2                       | 11.1 | 5.5    | 8.7                | 11.6 | 6.0    | 7.7                | 11.1 | 4.7    |

See footnotes at end of table.



**Table 7. Death rates due to injury according to mechanism and intent of death by Hispanic origin, race for non-Hispanic population, and sex: United States, 2001—Con.**

[Crude rates per 100,000 population in specified group. Figure(s) in brackets [ ] applies to the code or range of codes preceding it. For explanation of asterisks (\*) preceding cause-of-death codes, see "Technical Notes." Race and Hispanic origin are reported separately on the death certificate. Persons of Hispanic origin may be of any race. Data for Hispanic persons are not tabulated separately by race; data for non-Hispanic persons are tabulated by race. Data for Hispanic origin should be interpreted with caution because of inconsistencies between reporting Hispanic origin on death certificates and on censuses and surveys; see "Technical Notes"]

| Mechanism and intent of death<br>(Based on the <i>International Classification of Diseases, Tenth Revision, 1992</i> )  | All origins <sup>1</sup>         |      |        | Hispanic   |      |        | Non-Hispanic <sup>2</sup> |      |        | Non-Hispanic white |      |        | Non-Hispanic black |      |        |
|---|----------------------------------|------|--------|------------|------|--------|---------------------------|------|--------|--------------------|------|--------|--------------------|------|--------|
|   | Both sexes                       | Male | Female | Both sexes | Male | Female | Both sexes                | Male | Female | Both sexes         | Male | Female | Both sexes         | Male | Female |
|   | Unintentional. . . . . (X40–X49) | 4.9  | 7.1    | 2.9        | 3.6  | 5.6    | 1.5                       | 5.1  | 7.2    | 3.1                | 5.2  | 7.3    | 3.1                | 6.0  | 8.6    |
| Suicide . . . . . (X60–X69)   | 1.8                              | 2.1  | 1.5    | 0.5        | 0.5  | 0.4    | 2.0                       | 2.4  | 1.7    | 2.4                | 2.8  | 2.0    | 0.6                | 0.7  | 0.5    |
| Homicide . . . . . (*U01[.6–.7],X85–X90)  | 0.0                              | 0.0  | 0.0    | *          | *    | *      | 0.0                       | 0.0  | 0.0    | 0.0                | 0.0  | *      | *                  | *    | *      |
| Undetermined . . . . . (Y10–Y19)  | 1.0                              | 1.4  | 0.7    | 0.4        | 0.6  | 0.2    | 1.1                       | 1.5  | 0.8    | 1.2                | 1.5  | 0.8    | 1.1                | 1.8  | 0.5    |
| Legal intervention/war . . . . . (Y35.2)  | *                                | *    | *      | *          | *    | *      | *                         | *    | *      | *                  | *    | *      | *                  | *    | *      |
| Struck by or against . . . . . (W20–W22,W50–W52,X79,<br>Y00, Y04,Y29,Y35.3)   | 0.4                              | 0.7  | 0.1    | 0.4        | 0.7  | 0.1    | 0.4                       | 0.7  | 0.1    | 0.4                | 0.7  | 0.1    | 0.5                | 0.9  | 0.2    |
| Unintentional. . . . . (W20–W22,W50–W52)  | 0.3                              | 0.6  | 0.1    | 0.3        | 0.5  | *      | 0.3                       | 0.6  | 0.1    | 0.3                | 0.6  | 0.1    | 0.3                | 0.5  | *      |
| Suicide . . . . . (X79)   | *                                | *    | *      | *          | *    | *      | *                         | *    | *      | *                  | *    | *      | *                  | *    | *      |
| Homicide . . . . . (Y00,Y04)  | 0.1                              | 0.2  | 0.1    | 0.1        | 0.2  | *      | 0.1                       | 0.2  | 0.1    | 0.1                | 0.1  | 0.1    | 0.3                | 0.4  | 0.1    |
| Undetermined . . . . . (Y29)  | *                                | *    | *      | *          | *    | *      | *                         | *    | *      | *                  | *    | *      | *                  | *    | *      |
| Legal intervention/war . . . . . (Y35.3)  | *                                | *    | *      | *          | *    | *      | *                         | *    | *      | *                  | *    | *      | *                  | *    | *      |
| Suffocation. . . . . (W75–W84,X70,X91,Y20)  | 4.4                              | 6.1  | 2.8    | 2.9        | 4.2  | 1.5    | 4.6                       | 6.4  | 2.9    | 4.8                | 6.7  | 3.0    | 4.1                | 5.4  | 3.0    |
| Unintentional. . . . . (W75–W84)  | 2.0                              | 2.2  | 1.7    | 0.7        | 0.9  | 0.6    | 2.1                       | 2.4  | 1.9    | 2.2                | 2.4  | 2.0    | 2.3                | 2.7  | 1.9    |
| Suicide . . . . . (X70)   | 2.2                              | 3.7  | 0.7    | 1.8        | 3.1  | 0.5    | 2.2                       | 3.8  | 0.7    | 2.4                | 4.1  | 0.7    | 1.1                | 2.1  | 0.3    |
| Homicide . . . . . (X91)  | 0.2                              | 0.2  | 0.3    | 0.3        | 0.2  | 0.3    | 0.2                       | 0.2  | 0.3    | 0.2                | 0.1  | 0.2    | 0.6                | 0.4  | 0.7    |
| Undetermined . . . . . (Y20)  | 0.0                              | 0.1  | 0.0    | *          | *    | *      | 0.0                       | 0.1  | 0.0    | 0.0                | 0.1  | 0.0    | 0.1                | 0.1  | *      |
| Other specified, classifiable . . . . . (*U01[.0,.2,.5],<br>*U03.0,W23,W35–W41,W44,W49,W85–W91,X75,<br>X81,X96,Y02,Y05– Y07,Y25,Y31,Y35[.1,.5],<br>Y36[.0,.2,.4–.8],Y85) <sup>3</sup> | 0.7                              | 1.2  | 0.3    | 0.6        | 1.1  | 0.2    | 0.7                       | 1.2  | 0.3    | 0.7                | 1.1  | 0.3    | 0.9                | 1.4  | 0.4    |
| Unintentional. (W23,W35–W41,W44,W49, W85–W91,Y85)   | 0.5                              | 0.8  | 0.2    | 0.4        | 0.7  | *      | 0.5                       | 0.8  | 0.2    | 0.5                | 0.8  | 0.2    | 0.5                | 0.8  | 0.1    |
| Suicide . . . . . (*U03.0,X75,X81) <sup>3</sup>   | 0.1                              | 0.2  | 0.0    | 0.1        | 0.2  | *      | 0.1                       | 0.2  | 0.0    | 0.1                | 0.2  | 0.0    | 0.1                | 0.1  | *      |
| Homicide . . . . . (*U01[.0,.2,.5],X96,Y02,Y05–Y07)   | 0.1                              | 0.1  | 0.1    | 0.2        | 0.2  | 0.1    | 0.1                       | 0.1  | 0.1    | 0.1                | 0.1  | 0.1    | 0.3                | 0.3  | 0.2    |
| Undetermined . . . . . (Y25,Y31)  | 0.0                              | 0.0  | *      | *          | *    | *      | 0.0                       | 0.0  | *      | 0.0                | 0.0  | *      | *                  | *    | *      |
| Legal intervention/war . . . . . (Y35[.1,.5],<br>Y36[.0,.2,.4–.8])  | 0.0                              | 0.0  | *      | *          | *    | *      | 0.0                       | 0.0  | *      | 0.0                | 0.0  | *      | *                  | *    | *      |
| Other specified, not elsewhere classified . . . . . (*U01.8,<br>*U02,X58,X83,Y08,Y33,Y35.6,Y86–Y87,Y89[.0–.1])  | 0.8                              | 1.1  | 0.5    | 0.5        | 0.8  | 0.3    | 0.8                       | 1.2  | 0.5    | 0.8                | 1.0  | 0.5    | 1.3                | 2.1  | 0.7    |
| Unintentional. . . . . (X58,Y86)  | 0.4                              | 0.5  | 0.2    | 0.2        | 0.2  | *      | 0.4                       | 0.5  | 0.3    | 0.4                | 0.6  | 0.3    | 0.3                | 0.4  | 0.2    |
| Suicide . . . . . (X83,Y87.0)   | 0.1                              | 0.1  | 0.0    | *          | *    | *      | 0.1                       | 0.2  | 0.0    | 0.1                | 0.2  | 0.0    | 0.1                | *    | *      |
| Homicide . . . . . (*U01.8,*U02,Y08,Y87.1)  | 0.3                              | 0.4  | 0.2    | 0.3        | 0.4  | 0.1    | 0.3                       | 0.4  | 0.2    | 0.2                | 0.2  | 0.1    | 0.9                | 1.4  | 0.4    |
| Undetermined . . . . . (Y33,Y87.2)  | 0.1                              | 0.1  | 0.0    | *          | *    | *      | 0.1                       | 0.1  | 0.0    | 0.1                | 0.1  | 0.0    | 0.1                | *    | *      |
| Legal intervention/war . . . . . (Y35.6,Y89[.0,.1])   | 0.0                              | 0.0  | *      | *          | *    | *      | 0.0                       | *    | *      | *                  | *    | *      | *                  | *    | *      |
| Unspecified . . . . . (*U01.9,*U03.9,X59,X84,Y09,Y34,<br>Y35.7,Y36.9,Y89.9)   | 3.2                              | 3.1  | 3.3    | 1.4        | 1.8  | 1.0    | 3.5                       | 3.3  | 3.6    | 3.7                | 3.4  | 4.0    | 3.0                | 3.5  | 2.5    |
| Unintentional. . . . . (X59)  | 2.5                              | 2.2  | 2.8    | 0.7        | 0.7  | 0.6    | 2.8                       | 2.5  | 3.1    | 3.2                | 2.7  | 3.6    | 1.6                | 1.7  | 1.6    |
| Suicide . . . . . (*U03.9,X84)  | 0.1                              | 0.1  | 0.0    | *          | *    | *      | 0.1                       | 0.1  | 0.0    | 0.1                | 0.1  | 0.0    | *                  | *    | *      |
| Homicide . . . . . (*U01.9,Y09)   | 0.5                              | 0.7  | 0.4    | 0.6        | 0.8  | 0.3    | 0.5                       | 0.6  | 0.4    | 0.4                | 0.5  | 0.3    | 1.2                | 1.6  | 0.9    |
| Undetermined . . . . . (Y34,Y89.9)  | 0.1                              | 0.2  | 0.1    | 0.2        | 0.3  | *      | 0.1                       | 0.1  | 0.1    | 0.1                | 0.1  | 0.1    | 0.1                | 0.2  | *      |
| Legal intervention/war . . . . . (Y35.7,Y36.9)  | *                                | *    | *      | *          | *    | *      | *                         | *    | *      | *                  | *    | *      | *                  | *    | *      |

\* Figure does not meet standard of reliability or precision; see "Technical Notes." 0.0 Quantity more than zero but less than 0.05. <sup>1</sup>Figures for origin not stated are included in All origins but are not distributed among specified origins. <sup>2</sup>Includes races other than white and black. <sup>3</sup>Figures include September 11, 2001, related deaths for which death certificates were filed as of October 24, 2002; see "Technical Notes." <sup>4</sup>Codes \*U01.3 and Y36.3 cannot be divided separately into the subcategories shown below; therefore, subcategories may not add to the total. <sup>5</sup>Death is unintentional.

**Table 8. Age-adjusted death rates due to injury according to mechanism and intent of death by race and sex: United States, 2001**

[Age-adjusted rates per 100,000 U.S. standard population, see "Technical Notes." Figure(s) in brackets [ ] applies to the code or range of codes preceding it. For explanation of asterisks (\*) preceding cause-of-death codes, see "Technical Notes." Data for specified races other than white or black should be interpreted with caution because of inconsistencies between reporting race on death certificates and on censuses and surveys; see "Technical Notes"]

| Mechanism and intent of death<br>(Based on the <i>International Classification of Diseases, Tenth Revision, 1992</i> ) | All races   |      |        | White      |      |        | Black      |      |        | American Indian or Alaska Native |      |        | Asian or Pacific Islander |      |        |
|--|---|------|--------|------------|------|--------|------------|------|--------|----------------------------------|------|--------|---------------------------|------|--------|
|  | Both sexes  | Male | Female | Both sexes | Male | Female | Both sexes | Male | Female | Both sexes                       | Male | Female | Both sexes                | Male | Female |
|  | All injury . . . . . (*U01–*U03,V01–Y36,Y85–Y87,Y89) <sup>1</sup> | 55.1 | 81.5   | 30.8       | 54.2 | 79.3   | 30.9       | 66.2 | 106.2  | 32.0                             | 70.6 | 98.4   | 43.8                      | 27.6 | 38.9   |
| Unintentional . . . . . (V01–X59,Y85–Y86)  | 35.7  | 50.2 | 22.5   | 36.0       | 50.3 | 22.8   | 37.6       | 56.9 | 22.0   | 51.3                             | 68.9 | 34.7   | 17.4                      | 23.8 | 12.1   |
| Suicide . . . . . (*U03,X60–X84,Y87.0) <sup>1</sup>  | 10.7  | 18.2 | 4.0    | 11.7       | 19.6 | 4.5    | 5.5        | 9.8  | 1.8    | 10.5                             | 17.4 | 4.0    | 5.4                       | 8.4  | 2.9    |
| Homicide . . . . . (*U01–*U02,X85–Y09,Y87.1) <sup>1</sup>  | 7.1   | 10.8 | 3.3    | 4.9        | 7.1  | 2.6    | 21.2       | 36.2 | 7.4    | 6.8                              | 9.3  | 4.2    | 4.2                       | 6.0  | 2.5    |
| Undetermined . . . . . (Y10–Y34,Y87.2,Y89.9)   | 1.5   | 2.0  | 0.9    | 1.5        | 2.0  | 1.0    | 1.8        | 2.9  | 0.9    | 1.5                              | 2.3  | *      | 0.5                       | 0.6  | *      |
| Legal intervention/war . . . . . (Y35–Y36,Y89[0,.1])   | 0.2   | 0.3  | *      | 0.1        | 0.3  | *      | 0.2        | 0.5  | *      | *                                | *    | *      | *                         | *    | *      |
| Cut/pierce . . . . . (W25–W29,W45,X78,X99,Y28,Y35.4)   | 0.9   | 1.3  | 0.5    | 0.7        | 1.0  | 0.4    | 2.2        | 3.3  | 1.2    | 1.5                              | 2.1  | *      | 0.6                       | 0.8  | 0.5    |
| Unintentional . . . . . (W25–W29,W45)  | 0.0   | 0.1  | *      | 0.0        | 0.1  | *      | *          | *    | *      | *                                | *    | *      | *                         | *    | *      |
| Suicide . . . . . (X78)  | 0.2   | 0.3  | 0.1    | 0.2        | 0.3  | 0.1    | 0.1        | 0.1  | *      | *                                | *    | *      | *                         | *    | *      |
| Homicide . . . . . (X99)   | 0.7   | 1.0  | 0.4    | 0.5        | 0.6  | 0.3    | 2.1        | 3.1  | 1.2    | 1.3                              | 1.8  | *      | 0.5                       | 0.6  | 0.4    |
| Undetermined . . . . . (Y28)   | *   | *    | *      | *          | *    | *      | *          | *    | *      | *                                | *    | *      | *                         | *    | *      |
| Legal intervention/war . . . . . (Y35.4)   | *   | *    | *      | *          | *    | *      | *          | *    | *      | *                                | *    | *      | *                         | *    | *      |
| Drowning . . . . . (W65–W74,X71,X92,Y21)   | 1.4   | 2.1  | 0.6    | 1.3        | 2.0  | 0.6    | 1.8        | 3.0  | 0.6    | 1.8                              | 3.0  | *      | 1.4                       | 1.9  | 0.8    |
| Unintentional . . . . . (W65–W74)  | 1.1   | 1.8  | 0.5    | 1.1        | 1.7  | 0.5    | 1.5        | 2.6  | 0.5    | 1.6                              | 2.8  | *      | 1.1                       | 1.6  | 0.6    |
| Suicide . . . . . (X71)  | 0.1   | 0.1  | 0.1    | 0.1        | 0.1  | 0.1    | 0.1        | 0.2  | *      | *                                | *    | *      | *                         | *    | *      |
| Homicide . . . . . (X92)   | 0.0   | 0.0  | 0.0    | 0.0        | 0.0  | *      | 0.0        | *    | *      | *                                | *    | *      | *                         | *    | *      |
| Undetermined . . . . . (Y21)   | 0.1   | 0.1  | 0.1    | 0.1        | 0.1  | 0.1    | 0.1        | 0.2  | *      | *                                | *    | *      | *                         | *    | *      |
| Fall . . . . . (W00–W19,X80,Y01,Y30)   | 5.6   | 7.6  | 4.1    | 5.8        | 7.8  | 4.3    | 3.5        | 5.5  | 2.1    | 5.6                              | 6.3  | 4.6    | 4.0                       | 5.9  | 2.7    |
| Unintentional . . . . . (W00–W19)  | 5.3   | 7.2  | 3.9    | 5.6        | 7.5  | 4.1    | 3.3        | 5.1  | 2.0    | 5.3                              | 6.0  | 4.4    | 3.7                       | 5.4  | 2.5    |
| Suicide . . . . . (X80)  | 0.2   | 0.3  | 0.1    | 0.2        | 0.3  | 0.1    | 0.2        | 0.3  | *      | *                                | *    | *      | 0.3                       | 0.5  | *      |
| Homicide . . . . . (Y01)   | *   | *    | *      | *          | *    | *      | *          | *    | *      | *                                | *    | *      | *                         | *    | *      |
| Undetermined . . . . . (Y30)   | 0.0   | 0.0  | 0.0    | 0.0        | 0.0  | *      | *          | *    | *      | *                                | *    | *      | *                         | *    | *      |
| Fire/hot object or substance . . . . . (*U01.3,X00–X19,X76–X77,<br>X97–X98,Y26–Y27,Y36.3) <sup>2</sup>                 | 1.3   | 1.7  | 1.0    | 1.1        | 1.5  | 0.8    | 3.1        | 4.3  | 2.2    | 2.0                              | 3.0  | *      | 0.4                       | 0.6  | *      |
| Unintentional . . . . . (X00–X19)  | 1.2   | 1.6  | 0.9    | 1.0        | 1.4  | 0.8    | 2.8        | 3.9  | 2.0    | 1.9                              | 2.9  | *      | 0.3                       | 0.5  | *      |
| Suicide . . . . . (X76–X77)  | 0.1   | 0.1  | 0.0    | 0.0        | 0.1  | 0.0    | 0.1        | *    | *      | *                                | *    | *      | *                         | *    | *      |
| Homicide . . . . . (*U01.3,X97–X98)  | 0.0   | 0.1  | 0.0    | 0.0        | 0.0  | 0.0    | 0.2        | 0.2  | 0.1    | *                                | *    | *      | *                         | *    | *      |
| Undetermined . . . . . (Y26–Y27)   | 0.0   | 0.0  | 0.0    | 0.0        | 0.0  | 0.0    | 0.1        | *    | *      | *                                | *    | *      | *                         | *    | *      |
| Legal intervention/war . . . . . (Y36.3)   | *   | *    | *      | *          | *    | *      | *          | *    | *      | *                                | *    | *      | *                         | *    | *      |
| Fire/flame . . . . . (X00–X09,X76,X97,Y26)   | 1.3   | 1.7  | 0.9    | 1.1        | 1.4  | 0.8    | 3.0        | 4.1  | 2.2    | 1.9                              | 2.8  | *      | 0.4                       | 0.6  | *      |
| Unintentional . . . . . (X00–X09)  | 1.2   | 1.5  | 0.9    | 1.0        | 1.3  | 0.7    | 2.7        | 3.8  | 1.9    | 1.8                              | 2.6  | *      | 0.3                       | 0.5  | *      |
| Suicide . . . . . (X76)  | 0.1   | 0.1  | 0.0    | 0.0        | 0.1  | 0.0    | 0.1        | *    | *      | *                                | *    | *      | *                         | *    | *      |
| Homicide . . . . . (X97)   | 0.0   | 0.1  | 0.0    | 0.0        | 0.0  | 0.0    | 0.2        | 0.2  | 0.1    | *                                | *    | *      | *                         | *    | *      |
| Undetermined . . . . . (Y26)   | 0.0   | 0.0  | 0.0    | 0.0        | 0.0  | 0.0    | 0.0        | *    | *      | *                                | *    | *      | *                         | *    | *      |
| Hot object/substance . . . . . (X10–X19,X77,X98,Y27)   | 0.0   | 0.0  | 0.0    | 0.0        | 0.0  | 0.0    | 0.1        | *    | *      | *                                | *    | *      | *                         | *    | *      |
| Unintentional . . . . . (X10–X19)  | 0.0   | 0.0  | 0.0    | 0.0        | 0.0  | 0.0    | 0.1        | *    | *      | *                                | *    | *      | *                         | *    | *      |
| Suicide . . . . . (X77)  | *   | *    | *      | *          | *    | *      | *          | *    | *      | *                                | *    | *      | *                         | *    | *      |
| Homicide . . . . . (X98)   | *   | *    | *      | *          | *    | *      | *          | *    | *      | *                                | *    | *      | *                         | *    | *      |
| Undetermined . . . . . (Y27)   | *   | *    | *      | *          | *    | *      | *          | *    | *      | *                                | *    | *      | *                         | *    | *      |
| Firearm . . . . . (*U01.4,W32–W34,X72–X74,X93–X95,<br>Y22–Y24,Y35.0)   | 10.3  | 18.5 | 2.8    | 9.2        | 16.3 | 2.7    | 18.4       | 34.5 | 3.8    | 7.8                              | 13.0 | 2.8    | 3.0                       | 5.2  | 1.0    |
| Unintentional . . . . . (W32–W34)  | 0.3   | 0.5  | 0.1    | 0.3        | 0.5  | 0.1    | 0.3        | 0.5  | *      | *                                | *    | *      | *                         | *    | *      |
| Suicide . . . . . (X72–X74)  | 5.9   | 11.0 | 1.4    | 6.5        | 12.0 | 1.6    | 3.1        | 6.0  | 0.6    | 4.5                              | 8.0  | *      | 1.5                       | 2.6  | 0.4    |
| Homicide . . . . . (*U01.4,X93–X95)  | 3.9   | 6.6  | 1.3    | 2.2        | 3.5  | 1.0    | 14.8       | 27.4 | 3.0    | 2.7                              | 4.0  | 1.4    | 1.4                       | 2.3  | 0.6    |
| Undetermined . . . . . (Y22–Y24)   | 0.1   | 0.1  | 0.0    | 0.1        | 0.1  | 0.0    | 0.1        | 0.2  | *      | *                                | *    | *      | *                         | *    | *      |
| Legal intervention/war . . . . . (Y35.0)   | 0.1   | 0.2  | *      | 0.1        | 0.2  | *      | 0.1        | 0.3  | *      | *                                | *    | *      | *                         | *    | *      |

See footnotes at end of table.

**Table 8. Age-adjusted death rates due to injury according to mechanism and intent of death by race and sex: United States, 2001—Con.**

[Age-adjusted rates per 100,000 U.S. standard population, see "Technical Notes." Figure(s) in brackets [ ] applies to the code or range of codes preceding it. For explanation of asterisks (\*) preceding cause-of-death codes, see "Technical Notes." Data for specified races other than white or black should be interpreted with caution because of inconsistencies between reporting race on death certificates and on censuses and surveys; see "Technical Notes"]

| Mechanism and intent of death<br>(Based on the <i>International Classification of Diseases, Tenth Revision, 1992</i> )   | All races                                      |      |        | White      |      |        | Black      |      |        | American Indian or Alaska Native |      |        | Asian or Pacific Islander |      |        |
|--|--|------|--------|------------|------|--------|------------|------|--------|----------------------------------|------|--------|---------------------------|------|--------|
|  | Both sexes                                     | Male | Female | Both sexes | Male | Female | Both sexes | Male | Female | Both sexes                       | Male | Female | Both sexes                | Male | Female |
|  | Machinery . . . . . (W24,W30–W31) <sup>3</sup> | 0.2  | 0.5    | 0.0        | 0.2  | 0.5    | 0.0        | 0.1  | 0.2    | *                                | *    | *      | *                         | *    | *      |
| All transport . . . . . (*U01.1,V01–V99,X82,Y03,Y32,Y36.1) <sup>1</sup>  | 17.4   | 25.1 | 10.2   | 17.8       | 25.4 | 10.4   | 17.1       | 26.1 | 9.5    | 28.5                             | 38.6 | 18.8   | 10.0                      | 13.2 | 7.2    |
| Unintentional . . . . . (V01–V99)  | 16.3   | 23.4 | 9.7    | 16.6       | 23.7 | 9.9    | 16.2       | 25.0 | 8.8    | 28.2                             | 38.3 | 18.6   | 8.6                       | 11.1 | 6.5    |
| Suicide . . . . . (X82)  | 0.0  | 0.1  | 0.0    | 0.0        | 0.1  | 0.0    | *          | *    | *      | *                                | *    | *      | *                         | *    | *      |
| Homicide . . . . . (*U01.1,Y03) <sup>1</sup>   | 1.0  | 1.6  | 0.5    | 1.1        | 1.7  | 0.5    | 0.8        | 1.1  | 0.7    | *                                | *    | *      | 1.4                       | 2.1  | 0.7    |
| Undetermined . . . . . (Y32)   | 0.0  | *    | *      | *          | *    | *      | *          | *    | *      | *                                | *    | *      | *                         | *    | *      |
| Legal intervention/war . . . . . (Y36.1)   | *  | *    | *      | *          | *    | *      | *          | *    | *      | *                                | *    | *      | *                         | *    | *      |
| Motor vehicle traffic . . . . . (V02–V04[.1,.9],V09.2,<br>V12–V14[.3–.9],V19[.4–.6],V20–V28[.3–.9],<br>V29–V79[.4–.9],V80[.3–.5],V81.1,V82.1,V83–V86[.0–.3],<br>V87[.0–.8],V89.2) <sup>3</sup> | 14.9   | 21.0 | 9.1    | 15.1       | 21.1 | 9.3    | 15.1       | 23.1 | 8.4    | 25.0                             | 32.9 | 17.2   | 8.0                       | 10.1 | 6.1    |
| Occupant . . . . . (V30–V79[.4–.9],V83–V86[.0–.3]) <sup>3</sup>  | 6.8  | 9.2  | 4.4    | 6.9        | 9.3  | 4.6    | 6.5        | 9.7  | 3.9    | 11.7                             | 14.5 | 9.0    | 3.1                       | 4.0  | 2.3    |
| Motorcyclist . . . . . (V20–V28[.3–.9],V29[.4–.9]) <sup>3</sup>  | 1.0  | 1.9  | 0.2    | 1.1        | 2.0  | 0.2    | 0.8        | 1.6  | *      | *                                | *    | *      | 0.4                       | 0.6  | *      |
| Pedal cyclist . . . . . (V12–V14[.3–.9],V19[.4–.6]) <sup>3</sup>   | 0.2  | 0.4  | 0.0    | 0.2        | 0.4  | 0.0    | 0.3        | 0.6  | *      | *                                | *    | *      | *                         | *    | *      |
| Pedestrian . . . . . (V02–V04[.1,.9],V09.2) <sup>3</sup>   | 1.7  | 2.5  | 1.0    | 1.5        | 2.3  | 0.9    | 2.5        | 4.0  | 1.3    | 3.9                              | 6.3  | 1.5    | 1.7                       | 2.0  | 1.5    |
| Other . . . . . (V80[.3–.5],V81.1,V82.1) <sup>3</sup>  | *  | *    | *      | *          | *    | *      | *          | *    | *      | *                                | *    | *      | *                         | *    | *      |
| Unspecified . . . . . (V87[.0–.8],V89.2) <sup>3</sup>  | 5.2  | 7.0  | 3.5    | 5.3        | 7.1  | 3.6    | 5.0        | 7.2  | 3.1    | 8.7                              | 10.7 | 6.6    | 2.6                       | 3.1  | 2.2    |
| Pedal cyclist, other . . . . . (V10–V11,V12–V14[.0–.2],V15–<br>V18,V19[.0–.3,.8,.9]) <sup>3</sup>  | 0.1  | 0.1  | 0.0    | 0.1        | 0.1  | 0.0    | *          | *    | *      | *                                | *    | *      | *                         | *    | *      |
| Pedestrian, other . . . . . (V01,V02–V04[.0],V05,V06,<br>V09[.0,.1,.3,.9]) <sup>3</sup>  | 0.4  | 0.7  | 0.2    | 0.4        | 0.6  | 0.2    | 0.6        | 1.0  | 0.3    | 1.4                              | 2.6  | *      | 0.4                       | 0.6  | *      |
| Other land transport . . . . . (V20–V28[.0–.2],<br>V29–V79[.0–.3],V80[.0–.2,.6–.9],V81–V82[.0,.2–.9],<br>V83–V86[.4–.9],V87.9,V88[.0–.9],V89[.0,.1,.3,.9],<br>X82,Y03,Y32)                     | 0.5  | 0.9  | 0.2    | 0.6        | 1.0  | 0.2    | 0.3        | 0.4  | 0.1    | 1.1                              | 1.6  | *      | *                         | *    | *      |
| Unintentional . . . . . (V20–V28[.0–.2],V29–V79[.0–.3],<br>V80[.0–.2,.6–.9],V81–V82[.0,.2–.9],V83–V86[.4–.9],<br>V87.9,V88[.0–.9],V89[.0,.1,.3,.9])  | 0.5  | 0.8  | 0.2    | 0.5        | 0.8  | 0.2    | 0.2        | 0.3  | *      | 0.9                              | *    | *      | *                         | *    | *      |
| Suicide . . . . . (X82)  | 0.0  | 0.1  | 0.0    | 0.0        | 0.1  | 0.0    | *          | *    | *      | *                                | *    | *      | *                         | *    | *      |
| Homicide . . . . . (Y03)   | 0.0  | 0.0  | 0.0    | 0.0        | 0.0  | 0.0    | *          | *    | *      | *                                | *    | *      | *                         | *    | *      |
| Undetermined . . . . . (Y32)   | 0.0  | *    | *      | *          | *    | *      | *          | *    | *      | *                                | *    | *      | *                         | *    | *      |
| Other transport . . . . . (*U01.1,V90–V99,Y36.1) <sup>1</sup>  | 1.5  | 2.5  | 0.7    | 1.6        | 2.6  | 0.7    | 1.0        | 1.5  | 0.7    | 0.9                              | *    | *      | 1.4                       | 2.2  | 0.7    |
| Unintentional . . . . . (V90–V99)  | 0.5  | 0.9  | 0.2    | 0.6        | 1.0  | 0.2    | 0.3        | 0.5  | *      | 0.9                              | *    | *      | *                         | *    | *      |
| Homicide . . . . . (*U01.1) <sup>1</sup>   | 1.0  | 1.6  | 0.5    | 1.1        | 1.6  | 0.5    | 0.8        | 1.0  | 0.6    | *                                | *    | *      | 1.3                       | 2.0  | 0.7    |
| Legal intervention/war . . . . . (Y36.1)   | *  | *    | *      | *          | *    | *      | *          | *    | *      | *                                | *    | *      | *                         | *    | *      |
| Natural/environmental . . . . . (W42–W43,W53–W64,<br>W92–W99, X20–X39,X51–X57) <sup>3</sup>  | 0.5  | 0.7  | 0.3    | 0.5        | 0.7  | 0.3    | 0.8        | 1.3  | 0.6    | 1.9                              | 2.9  | *      | *                         | *    | *      |
| Overexertion . . . . . (X50) <sup>3</sup>  | *  | *    | *      | *          | *    | *      | *          | *    | *      | *                                | *    | *      | *                         | *    | *      |
| Poisoning . . . . . (*U01[.6–.7],X40–X49,X60–X69,<br>X85–X90,Y10–Y19,Y35.2)  | 7.8  | 10.5 | 5.1    | 8.1        | 10.9 | 5.4    | 8.2        | 12.1 | 4.8    | 7.2                              | 8.4  | 6.1    | 1.7                       | 2.4  | 1.1    |
| Unintentional . . . . . (X40–X49)  | 4.9  | 7.0  | 2.9    | 5.0        | 7.1  | 2.9    | 6.3        | 9.5  | 3.7    | 5.1                              | 6.4  | 4.0    | 0.8                       | 1.2  | 0.4    |
| Suicide . . . . . (X60–X69)  | 1.8  | 2.1  | 1.5    | 2.1        | 2.4  | 1.7    | 0.6        | 0.7  | 0.5    | 1.4                              | *    | 1.6    | 0.7                       | 0.9  | 0.5    |
| Homicide . . . . . (*U01[.6–.7],X85–X90)   | 0.0  | 0.0  | 0.0    | 0.0        | 0.0  | 0.0    | *          | *    | *      | *                                | *    | *      | *                         | *    | *      |
| Undetermined . . . . . (Y10–Y19)   | 1.0  | 1.3  | 0.7    | 1.0        | 1.4  | 0.8    | 1.2        | 1.9  | 0.5    | *                                | *    | *      | *                         | *    | *      |
| Legal intervention/war . . . . . (Y35.2)   | *  | *    | *      | *          | *    | *      | *          | *    | *      | *                                | *    | *      | *                         | *    | *      |

See footnotes at end of table.

**Table 8. Age-adjusted death rates due to injury according to mechanism and intent of death by race and sex: United States, 2001—Con.**

[Age-adjusted rates per 100,000 U.S. standard population, see "Technical Notes." Figure(s) in brackets [ ] applies to the code or range of codes preceding it. For explanation of asterisks (\*) preceding cause-of-death codes, see "Technical Notes." Data for specified races other than white or black should be interpreted with caution because of inconsistencies between reporting race on death certificates and on censuses and surveys; see "Technical Notes"]

| Mechanism and intent of death<br>(Based on the <i>International Classification of Diseases, Tenth Revision, 1992</i> )   | All races  |      |        | White      |      |        | Black      |      |        | American Indian or Alaska Native |      |        | Asian or Pacific Islander |      |        |
|--|------------|------|--------|------------|------|--------|------------|------|--------|----------------------------------|------|--------|---------------------------|------|--------|
|  | Both sexes | Male | Female | Both sexes | Male | Female | Both sexes | Male | Female | Both sexes                       | Male | Female | Both sexes                | Male | Female |
| Struck by or against . . . . . (W20–W22,W50–W52,X79,Y00,<br>Y04,Y29,Y35.3)   | 0.4        | 0.7  | 0.1    | 0.4        | 0.8  | 0.1    | 0.5        | 1.0  | 0.2    | *                                | *    | *      | 0.2                       | *    | *      |
| Unintentional . . . . . (W20–W22,W50–W52)  | 0.3        | 0.6  | 0.0    | 0.3        | 0.6  | 0.1    | 0.3        | 0.5  | *      | *                                | *    | *      | *                         | *    | *      |
| Suicide . . . . . (X79)  | *          | *    | *      | *          | *    | *      | *          | *    | *      | *                                | *    | *      | *                         | *    | *      |
| Homicide . . . . . (Y00,Y04)   | 0.1        | 0.2  | 0.1    | 0.1        | 0.1  | 0.1    | 0.3        | 0.4  | 0.1    | *                                | *    | *      | *                         | *    | *      |
| Undetermined . . . . . (Y29)   | *          | *    | *      | *          | *    | *      | *          | *    | *      | *                                | *    | *      | *                         | *    | *      |
| Legal intervention/war . . . . . (Y35.3)   | *          | *    | *      | *          | *    | *      | *          | *    | *      | *                                | *    | *      | *                         | *    | *      |
| Suffocation . . . . . (W75–W84,X70,X91,Y20)  | 4.4        | 6.5  | 2.5    | 4.4        | 6.6  | 2.4    | 4.6        | 6.4  | 3.1    | 7.2                              | 10.4 | 3.9    | 3.4                       | 4.8  | 2.2    |
| Unintentional . . . . . (W75–W84)  | 2.0        | 2.5  | 1.5    | 1.9        | 2.4  | 1.5    | 2.8        | 3.9  | 2.1    | 2.7                              | 2.9  | 2.5    | 0.8                       | 1.2  | 0.6    |
| Suicide . . . . . (X70)  | 2.2        | 3.7  | 0.7    | 2.3        | 3.9  | 0.7    | 1.1        | 2.0  | 0.3    | 4.1                              | 7.3  | *      | 2.4                       | 3.5  | 1.4    |
| Homicide . . . . . (X91)   | 0.2        | 0.2  | 0.3    | 0.2        | 0.1  | 0.2    | 0.6        | 0.4  | 0.7    | *                                | *    | *      | *                         | *    | *      |
| Undetermined . . . . . (Y20)   | 0.0        | 0.1  | 0.0    | 0.0        | 0.1  | 0.0    | 0.1        | 0.1  | *      | *                                | *    | *      | *                         | *    | *      |
| Other specified, classifiable . . . . . (*U01[.0,.2,.5],*U03.0,W23,<br>W35–W41,W44,W49,W85–W91,X75,X81,X96,Y02,<br>Y05–Y07,Y25,Y31,Y35[.1,.5],Y36[.0,.2,.4–.8],Y85) <sup>1</sup> | 0.7        | 1.2  | 0.3    | 0.7        | 1.1  | 0.3    | 0.9        | 1.5  | 0.4    | 1.1                              | 1.7  | *      | 0.4                       | 0.7  | *      |
| Unintentional . . . . . (W23,W35–W41,W44,W49,W85–W91,Y85)  | 0.5        | 0.8  | 0.1    | 0.5        | 0.8  | 0.2    | 0.5        | 0.9  | 0.2    | *                                | *    | *      | 0.3                       | 0.5  | *      |
| Suicide . . . . . (*U03.0,X75,X81) <sup>1</sup>  | 0.1        | 0.2  | 0.0    | 0.1        | 0.1  | 0.0    | 0.1        | 0.2  | *      | *                                | *    | *      | *                         | *    | *      |
| Homicide . . . . . (*U01[.0,.2,.5],X96,Y02,Y05–Y07)  | 0.1        | 0.1  | 0.1    | 0.1        | 0.1  | 0.1    | 0.2        | 0.3  | 0.2    | *                                | *    | *      | *                         | *    | *      |
| Undetermined . . . . . (Y25,Y31)   | 0.0        | 0.0  | *      | 0.0        | 0.0  | *      | *          | *    | *      | *                                | *    | *      | *                         | *    | *      |
| Legal intervention/war . . . . . (Y35[.1,.5],Y36[.0,.2,.4–.8])   | 0.0        | 0.1  | *      | 0.0        | 0.0  | *      | *          | *    | *      | *                                | *    | *      | *                         | *    | *      |
| Other specified, not elsewhere classified . . . . . (*U01.8,*U02,<br>X58,X83,Y08,Y33,Y35.6,Y86–Y87,Y89[.0–.1])   | 0.8        | 1.2  | 0.5    | 0.7        | 1.1  | 0.4    | 1.4        | 2.4  | 0.7    | 1.7                              | 2.5  | *      | 0.6                       | 0.9  | *      |
| Unintentional . . . . . (X58,Y86)  | 0.4        | 0.6  | 0.2    | 0.4        | 0.5  | 0.2    | 0.4        | 0.6  | 0.2    | *                                | *    | *      | 0.3                       | *    | *      |
| Suicide . . . . . (X83,Y87.0)  | 0.1        | 0.1  | 0.0    | 0.1        | 0.2  | 0.0    | 0.1        | *    | *      | *                                | *    | *      | *                         | *    | *      |
| Homicide . . . . . (*U01.8,*U02,Y08,Y87.1)   | 0.3        | 0.4  | 0.2    | 0.2        | 0.3  | 0.2    | 0.9        | 1.5  | 0.4    | *                                | *    | *      | *                         | *    | *      |
| Undetermined . . . . . (Y33,Y87.2)   | 0.1        | 0.1  | 0.0    | 0.1        | 0.1  | 0.0    | 0.1        | *    | *      | *                                | *    | *      | *                         | *    | *      |
| Legal intervention/war . . . . . (Y35.6,Y89[.0,.1])  | 0.0        | 0.0  | *      | 0.0        | 0.0  | *      | *          | *    | *      | *                                | *    | *      | *                         | *    | *      |
| Unspecified . . . . . (*U01.9,*U03.9,X59,X84,Y09,Y34,Y35.7,<br>Y36.9,Y89.9)  | 3.2        | 3.8  | 2.7    | 3.2        | 3.7  | 2.7    | 3.6        | 4.6  | 2.9    | 3.6                              | 4.9  | 2.6    | 1.6                       | 2.0  | 1.2    |
| Unintentional . . . . . (X59)  | 2.5        | 2.9  | 2.3    | 2.6        | 2.9  | 2.3    | 2.3        | 2.7  | 1.9    | 2.3                              | *    | *      | 1.1                       | 1.5  | 0.8    |
| Suicide . . . . . (*U03.9,X84)   | 0.1        | 0.1  | 0.0    | 0.1        | 0.1  | 0.0    | *          | *    | *      | *                                | *    | *      | *                         | *    | *      |
| Homicide . . . . . (*U01.9,Y09)  | 0.5        | 0.7  | 0.4    | 0.4        | 0.5  | 0.3    | 1.2        | 1.6  | 0.9    | 0.9                              | 1.4  | *      | 0.4                       | 0.4  | 0.4    |
| Undetermined . . . . . (Y34,Y89.9)   | 0.1        | 0.2  | 0.0    | 0.1        | 0.1  | 0.1    | 0.2        | 0.3  | *      | *                                | *    | *      | *                         | *    | *      |
| Legal intervention/war . . . . . (Y35.7,Y36.9)   | *          | *    | *      | *          | *    | *      | *          | *    | *      | *                                | *    | *      | *                         | *    | *      |

\* Figure does not meet standard of reliability or precision; see "Technical Notes."

0.0 Quantity more than zero but less than 0.05.

<sup>1</sup>Figures include September 11, 2001, related deaths for which death certificates were filed as of October 24, 2002; see "Technical Notes."

<sup>2</sup>Codes \*U01.3 and Y36.3 cannot be divided separately into the subcategories shown below; therefore, subcategories may not add to the total.

<sup>3</sup>Death is unintentional.

**Table 9. Age-adjusted death rates due to injury according to mechanism and intent of death by Hispanic origin, race for non-Hispanic population, and sex: United States, 2001**

[Age-adjusted rates per 100,000 U.S. standard population, see "Technical Notes." Figure(s) in brackets [ ] applies to the code or range of codes preceding it. For explanation of asterisks (\*) preceding cause-of-death codes, see "Technical Notes." Race and Hispanic origin are reported separately on the death certificate. Persons of Hispanic origin may be of any race. Data for Hispanic persons are not tabulated separately by race; data for non-Hispanic persons are tabulated by race. Data for Hispanic origin should be interpreted with caution because of inconsistencies between reporting Hispanic origin on death certificates and on censuses and surveys; see "Technical Notes"]

| Mechanism and intent of death<br>(Based on the <i>International Classification of Diseases, Tenth Revision, 1992</i> ) | All origins <sup>1</sup> |      |        | Hispanic   |      |        | Non-Hispanic <sup>2</sup> |      |        | Non-Hispanic white |      |        | Non-Hispanic black |       |        |
|--|--------------------------|------|--------|------------|------|--------|---------------------------|------|--------|--------------------|------|--------|--------------------|-------|--------|
|  | Both sexes               | Male | Female | Both sexes | Male | Female | Both sexes                | Male | Female | Both sexes         | Male | Female | Both sexes         | Male  | Female |
| All injury . . . . . (*U01–*U03,V01–Y36,Y85–Y87,Y89) <sup>3</sup>  | 55.1                     | 81.5 | 30.8   | 45.6       | 69.3 | 22.0   | 55.7                      | 82.3 | 31.6   | 54.4               | 79.2 | 31.7   | 67.6               | 108.4 | 32.6   |
| Unintentional . . . . . (V01–X59,Y85–Y86)  | 35.7                     | 50.2 | 22.5   | 30.7       | 44.7 | 16.8   | 35.9                      | 50.4 | 23.0   | 36.2               | 50.4 | 23.3   | 38.3               | 57.9  | 22.4   |
| Suicide . . . . . (*U03,X60–X84,Y87.0) <sup>3</sup>  | 10.7                     | 18.2 | 4.0    | 5.7        | 10.1 | 1.6    | 11.3                      | 19.2 | 4.3    | 12.5               | 21.0 | 4.9    | 5.5                | 9.9   | 1.8    |
| Homicide . . . . . (*U01–*U02,X85–Y09,Y87.1) <sup>3</sup>  | 7.1                      | 10.8 | 3.3    | 8.3        | 12.9 | 3.1    | 6.8                       | 10.3 | 3.3    | 4.0                | 5.6  | 2.5    | 21.7               | 37.2  | 7.5    |
| Undetermined . . . . . (Y10–Y34,Y87.2,Y89.9)   | 1.5                      | 2.0  | 0.9    | 0.9        | 1.3  | 0.4    | 1.5                       | 2.1  | 1.0    | 1.6                | 2.1  | 1.1    | 1.8                | 2.9   | 0.9    |
| Legal intervention/war . . . . . (Y35–Y36,Y89[.0,.1])  | 0.2                      | 0.3  | *      | 0.2        | 0.3  | *      | 0.2                       | 0.3  | *      | 0.1                | 0.2  | *      | 0.2                | 0.5   | *      |
| Cut/pierce . . . . . (W25–W29,W45,X78,X99,Y28,Y35.4)   | 0.9                      | 1.3  | 0.5    | 1.3        | 2.0  | 0.6    | 0.8                       | 1.2  | 0.5    | 0.6                | 0.8  | 0.3    | 2.2                | 3.4   | 1.2    |
| Unintentional . . . . . (W25–W29,W45)  | 0.0                      | 0.1  | *      | *          | *    | *      | 0.0                       | 0.1  | *      | 0.0                | 0.1  | *      | *                  | *     | *      |
| Suicide . . . . . (X78)  | 0.2                      | 0.3  | 0.1    | 0.2        | 0.3  | *      | 0.2                       | 0.3  | 0.1    | 0.2                | 0.3  | 0.1    | 0.1                | 0.1   | *      |
| Homicide . . . . . (X99)   | 0.7                      | 1.0  | 0.4    | 1.1        | 1.6  | 0.5    | 0.6                       | 0.8  | 0.4    | 0.4                | 0.5  | 0.3    | 2.1                | 3.2   | 1.2    |
| Undetermined . . . . . (Y28)   | *                        | *    | *      | *          | *    | *      | *                         | *    | *      | *                  | *    | *      | *                  | *     | *      |
| Legal intervention/war . . . . . (Y35.4)   | *                        | *    | *      | *          | *    | *      | *                         | *    | *      | *                  | *    | *      | *                  | *     | *      |
| Drowning . . . . . (W65–W74,X71,X92,Y21)   | 1.4                      | 2.1  | 0.6    | 1.1        | 1.8  | 0.4    | 1.4                       | 2.1  | 0.7    | 1.3                | 1.9  | 0.7    | 1.8                | 3.1   | 0.7    |
| Unintentional . . . . . (W65–W74)  | 1.1                      | 1.8  | 0.5    | 1.0        | 1.6  | 0.3    | 1.2                       | 1.8  | 0.5    | 1.1                | 1.7  | 0.5    | 1.5                | 2.7   | 0.5    |
| Suicide . . . . . (X71)  | 0.1                      | 0.1  | 0.1    | *          | *    | *      | 0.1                       | 0.2  | 0.1    | 0.1                | 0.1  | 0.1    | 0.1                | 0.2   | *      |
| Homicide . . . . . (X92)   | 0.0                      | 0.0  | 0.0    | *          | *    | *      | 0.0                       | 0.0  | 0.0    | 0.0                | 0.0  | *      | 0.1                | *     | *      |
| Undetermined . . . . . (Y21)   | 0.1                      | 0.1  | 0.1    | *          | *    | *      | 0.1                       | 0.1  | 0.1    | 0.1                | 0.1  | 0.1    | 0.1                | 0.2   | *      |
| Fall . . . . . (W00–W19,X80,Y01,Y30)   | 5.6                      | 7.6  | 4.1    | 4.3        | 5.7  | 2.9    | 5.6                       | 7.6  | 4.1    | 5.8                | 7.9  | 4.3    | 3.5                | 5.6   | 2.1    |
| Unintentional . . . . . (W00–W19)  | 5.3                      | 7.2  | 3.9    | 4.1        | 5.4  | 2.8    | 5.3                       | 7.3  | 3.9    | 5.6                | 7.5  | 4.2    | 3.3                | 5.2   | 2.0    |
| Suicide . . . . . (X80)  | 0.2                      | 0.3  | 0.1    | 0.2        | 0.3  | *      | 0.2                       | 0.3  | 0.1    | 0.2                | 0.3  | 0.1    | 0.2                | 0.3   | *      |
| Homicide . . . . . (Y01)   | *                        | *    | *      | *          | *    | *      | *                         | *    | *      | *                  | *    | *      | *                  | *     | *      |
| Undetermined . . . . . (Y30)   | 0.0                      | 0.0  | 0.0    | *          | *    | *      | 0.0                       | 0.0  | 0.0    | 0.0                | 0.0  | *      | *                  | *     | *      |
| Fire/hot object or substance . . . . . (*U01.3,X00–X19,X76–X77,<br>X97–X98,Y26–Y27,Y36.3) <sup>4</sup>                 | 1.3                      | 1.7  | 1.0    | 0.7        | 0.9  | 0.6    | 1.4                       | 1.8  | 1.0    | 1.2                | 1.5  | 0.9    | 3.2                | 4.3   | 2.3    |
| Unintentional . . . . . (X00–X19)  | 1.2                      | 1.6  | 0.9    | 0.6        | 0.8  | 0.5    | 1.3                       | 1.6  | 0.9    | 1.1                | 1.4  | 0.8    | 2.8                | 3.9   | 2.0    |
| Suicide . . . . . (X76–X77)  | 0.1                      | 0.1  | 0.0    | *          | *    | *      | 0.1                       | 0.1  | 0.0    | 0.0                | 0.1  | 0.0    | 0.1                | *     | *      |
| Homicide . . . . . (*U01.3,X97–X98)  | 0.0                      | 0.1  | 0.0    | *          | *    | *      | 0.0                       | 0.1  | 0.0    | 0.0                | 0.0  | 0.0    | 0.2                | 0.3   | 0.1    |
| Undetermined . . . . . (Y26–Y27)   | 0.0                      | 0.0  | 0.0    | *          | *    | *      | 0.0                       | 0.0  | 0.0    | 0.0                | 0.0  | *      | 0.1                | *     | *      |
| Legal intervention/war . . . . . (Y36.3)   | *                        | *    | *      | *          | *    | *      | *                         | *    | *      | *                  | *    | *      | *                  | *     | *      |
| Fire/flame . . . . . (X00–X09,X76,X97,Y26)   | 1.3                      | 1.7  | 0.9    | 0.7        | 0.9  | 0.5    | 1.4                       | 1.8  | 1.0    | 1.2                | 1.5  | 0.9    | 3.0                | 4.2   | 2.2    |
| Unintentional . . . . . (X00–X09)  | 1.2                      | 1.5  | 0.9    | 0.6        | 0.8  | 0.5    | 1.2                       | 1.6  | 0.9    | 1.0                | 1.4  | 0.8    | 2.7                | 3.8   | 1.9    |
| Suicide . . . . . (X76)  | 0.1                      | 0.1  | 0.0    | *          | *    | *      | 0.1                       | 0.1  | 0.0    | 0.0                | 0.1  | 0.0    | 0.1                | *     | *      |
| Homicide . . . . . (X97)   | 0.0                      | 0.1  | 0.0    | *          | *    | *      | 0.0                       | 0.1  | 0.0    | 0.0                | 0.0  | 0.0    | 0.2                | 0.1   | 0.1    |
| Undetermined . . . . . (Y26)   | 0.0                      | 0.0  | 0.0    | *          | *    | *      | 0.0                       | 0.0  | 0.0    | 0.0                | 0.0  | *      | 0.0                | *     | *      |
| Hot object/substance . . . . . (X10–X19,X77,X98,Y27)   | 0.0                      | 0.0  | 0.0    | *          | *    | *      | 0.0                       | 0.0  | 0.0    | 0.0                | 0.0  | 0.0    | 0.1                | *     | *      |
| Unintentional . . . . . (X10–X19)  | 0.0                      | 0.0  | 0.0    | *          | *    | *      | 0.0                       | 0.0  | 0.0    | 0.0                | 0.0  | 0.0    | 0.1                | *     | *      |
| Suicide . . . . . (X77)  | *                        | *    | *      | *          | *    | *      | *                         | *    | *      | *                  | *    | *      | *                  | *     | *      |
| Homicide . . . . . (X98)   | *                        | *    | *      | *          | *    | *      | *                         | *    | *      | *                  | *    | *      | *                  | *     | *      |
| Undetermined . . . . . (Y27)   | *                        | *    | *      | *          | *    | *      | *                         | *    | *      | *                  | *    | *      | *                  | *     | *      |
| Firearm . . . . . (*U01.4,W32–W34,X72–X74,X93–X95,<br>Y22–Y24,Y35.0)   | 10.3                     | 18.5 | 2.8    | 7.8        | 13.7 | 1.7    | 10.5                      | 18.8 | 3.0    | 9.1                | 16.0 | 2.8    | 18.9               | 35.4  | 3.9    |
| Unintentional . . . . . (W32–W34)  | 0.3                      | 0.5  | 0.1    | 0.2        | 0.4  | *      | 0.3                       | 0.5  | 0.1    | 0.3                | 0.5  | 0.1    | 0.3                | 0.6   | *      |

See footnotes at end of table.

**Table 9. Age-adjusted death rates due to injury according to mechanism and intent of death by Hispanic origin, race for non-Hispanic population, and sex: United States, 2001—Con.**

[Age-adjusted rates per 100,000 U.S. standard population, see "Technical Notes." Figure(s) in brackets [ ] applies to the code or range of codes preceding it. For explanation of asterisks (\*) preceding cause-of-death codes, see "Technical Notes." Race and Hispanic origin are reported separately on the death certificate. Persons of Hispanic origin may be of any race. Data for Hispanic persons are not tabulated separately by race; data for non-Hispanic persons are tabulated by race. Data for Hispanic origin should be interpreted with caution because of inconsistencies between reporting Hispanic origin on death certificates and on censuses and surveys; see "Technical Notes"]

| Mechanism and intent of death<br>(Based on the <i>International Classification of Diseases, Tenth Revision, 1992</i> )   | All origins <sup>1</sup> |      |        | Hispanic   |      |        | Non-Hispanic <sup>2</sup> |      |        | Non-Hispanic white |      |        | Non-Hispanic black |      |        |
|--|--------------------------|------|--------|------------|------|--------|---------------------------|------|--------|--------------------|------|--------|--------------------|------|--------|
|  | Both sexes               | Male | Female | Both sexes | Male | Female | Both sexes                | Male | Female | Both sexes         | Male | Female | Both sexes         | Male | Female |
| Suicide . . . . . (X72–X74)  | 5.9                      | 11.0 | 1.4    | 2.5        | 4.8  | 0.4    | 6.3                       | 11.7 | 1.6    | 7.0                | 12.9 | 1.8    | 3.1                | 6.1  | 0.7    |
| Homicide . . . . . (*U01.4,X93–X95)  | 3.9                      | 6.6  | 1.3    | 4.9        | 8.2  | 1.2    | 3.7                       | 6.2  | 1.3    | 1.6                | 2.2  | 0.9    | 15.2               | 28.2 | 3.1    |
| Undetermined . . . . . (Y22–Y24)   | 0.1                      | 0.1  | 0.0    | 0.1        | *    | *      | 0.1                       | 0.1  | 0.0    | 0.1                | 0.1  | 0.0    | 0.1                | 0.2  | *      |
| Legal intervention/war . . . . . (Y35.0)   | 0.1                      | 0.2  | *      | 0.1        | 0.3  | *      | 0.1                       | 0.2  | *      | 0.1                | 0.2  | *      | 0.1                | 0.3  | *      |
| Machinery . . . . . (W24,W30–W31) <sup>5</sup>   | 0.2                      | 0.5  | 0.0    | 0.3        | 0.5  | *      | 0.2                       | 0.5  | 0.0    | 0.2                | 0.5  | 0.0    | 0.1                | 0.2  | *      |
| All transport . . . . . (*U01.1,V01–V99,X82,Y03,Y32,Y36.1) <sup>3</sup>  | 17.4                     | 25.1 | 10.2   | 17.4       | 25.4 | 9.4    | 17.4                      | 25.0 | 10.3   | 17.7               | 25.2 | 10.5   | 17.4               | 26.7 | 9.6    |
| Unintentional . . . . . (V01–V99)  | 16.3                     | 23.4 | 9.7    | 16.6       | 24.2 | 8.9    | 16.3                      | 23.3 | 9.8    | 16.5               | 23.4 | 10.0   | 16.6               | 25.6 | 9.0    |
| Suicide . . . . . (X82)  | 0.0                      | 0.1  | 0.0    | *          | *    | *      | 0.0                       | 0.1  | 0.0    | 0.0                | 0.1  | 0.0    | *                  | *    | *      |
| Homicide . . . . . (*U01.1,Y03) <sup>3</sup>   | 1.0                      | 1.6  | 0.5    | 0.8        | 1.1  | 0.5    | 1.1                       | 1.6  | 0.5    | 1.1                | 1.7  | 0.4    | 0.8                | 1.0  | 0.7    |
| Undetermined . . . . . (Y32)   | 0.0                      | *    | *      | *          | *    | *      | 0.0                       | *    | *      | *                  | *    | *      | *                  | *    | *      |
| Legal intervention/war . . . . . (Y36.1)   | *                        | *    | *      | *          | *    | *      | *                         | *    | *      | *                  | *    | *      | *                  | *    | *      |
| Motor vehicle traffic . . . . . (V02–V04[.1,.9],V09.2,V12–V14[.3–.9],V19[.4–.6],V20–V28[.3–.9],V29–V79[.4–.9],V80[.3–.5],V81.1,V82.1,V83–V86[.0–.3],V87[.0–.8],V89.2) <sup>5</sup> | 14.9                     | 21.0 | 9.1    | 14.7       | 21.7 | 7.7    | 14.8                      | 20.8 | 9.3    | 15.0               | 20.8 | 9.5    | 15.5               | 23.7 | 8.6    |
| Occupant . . . . . (V30–V79[.4–.9],V83–V86[.0–.3]) <sup>5</sup>  | 6.8                      | 9.2  | 4.4    | 7.0        | 10.1 | 3.9    | 6.7                       | 9.0  | 4.5    | 6.8                | 9.1  | 4.6    | 6.7                | 10.0 | 4.0    |
| Motorcyclist . . . . . (V20–V28[.3–.9],V29[.4–.9]) <sup>5</sup>  | 1.0                      | 1.9  | 0.2    | 0.5        | 0.9  | *      | 1.1                       | 2.0  | 0.2    | 1.2                | 2.2  | 0.2    | 0.8                | 1.7  | *      |
| Pedal cyclist . . . . . (V12–V14[.3–.9],V19[.4–.6]) <sup>5</sup>   | 0.2                      | 0.4  | 0.0    | 0.3        | 0.5  | *      | 0.2                       | 0.4  | 0.0    | 0.2                | 0.3  | 0.0    | 0.3                | 0.6  | *      |
| Pedestrian . . . . . (V02–V04[.1,.9],V09.2) <sup>5</sup>   | 1.7                      | 2.5  | 1.0    | 3.1        | 4.7  | 1.5    | 1.5                       | 2.2  | 0.9    | 1.3                | 1.9  | 0.8    | 2.6                | 4.1  | 1.3    |
| Other . . . . . (V80[.3–.5],V81.1,V82.1) <sup>5</sup>  | *                        | *    | *      | *          | *    | *      | *                         | *    | *      | *                  | *    | *      | *                  | *    | *      |
| Unspecified . . . . . (V87[.0–.8],V89.2) <sup>5</sup>  | 5.2                      | 7.0  | 3.5    | 3.8        | 5.4  | 2.2    | 5.3                       | 7.2  | 3.6    | 5.5                | 7.3  | 3.7    | 5.1                | 7.4  | 3.2    |
| Pedal cyclist, other . . . . . (V10–V11,V12–V14[.0–.2],V15–V18,V19[.0–.3,.8,.9]) <sup>5</sup>  | 0.1                      | 0.1  | 0.0    | 0.1        | 0.2  | *      | 0.1                       | 0.1  | 0.0    | 0.1                | 0.1  | 0.0    | *                  | *    | *      |
| Pedestrian, other . . . . . (V01,V02–V04[.0],V05,V06,V09[.0,.1,.3,.9]) <sup>5</sup>  | 0.4                      | 0.7  | 0.2    | 0.6        | 1.0  | 0.2    | 0.4                       | 0.6  | 0.2    | 0.4                | 0.6  | 0.2    | 0.6                | 1.0  | 0.3    |
| Other land transport . . . . . (V20–V28[.0–.2],V29–V79[.0–.3],V80[.0–.2,.6–.9],V81–V82[.0,.2–.9],V83–V86[.4–.9],V87.9,V88[.0–.9],V89[.0,.1,.3,.9],X82,Y03,Y32)                     | 0.5                      | 0.9  | 0.2    | 0.3        | 0.5  | *      | 0.6                       | 0.9  | 0.2    | 0.6                | 1.0  | 0.2    | 0.3                | 0.4  | 0.2    |
| Unintentional . . . . . (V20–V28[.0–.2],V29–V79[.0–.3],V80[.0–.2,.6–.9],V81–V82[.0,.2–.9],V83–V86[.4–.9],V87.9,V88[.0–.9],V89[.0,.1,.3,.9])  | 0.5                      | 0.8  | 0.2    | 0.3        | 0.4  | *      | 0.5                       | 0.8  | 0.2    | 0.5                | 1.0  | 0.2    | 0.2                | 0.3  | *      |
| Suicide . . . . . (X82)  | 0.0                      | 0.1  | 0.0    | *          | *    | *      | 0.0                       | 0.1  | 0.0    | 0.0                | 0.1  | 0.0    | *                  | *    | *      |
| Homicide . . . . . (Y03)   | 0.0                      | 0.0  | 0.0    | *          | *    | *      | 0.0                       | 0.0  | 0.0    | 0.0                | 0.0  | *      | *                  | *    | *      |
| Undetermined . . . . . (Y32)   | 0.0                      | *    | *      | *          | *    | *      | 0.0                       | *    | *      | *                  | *    | *      | *                  | *    | *      |
| Other transport . . . . . (*U01.1,V90–V99,Y36.1)   | 1.5                      | 2.5  | 0.7    | 1.7        | 2.0  | 1.4    | 1.5                       | 2.5  | 0.6    | 1.6                | 2.7  | 0.6    | 1.0                | 1.4  | 0.6    |
| Unintentional . . . . . (V90–V99)  | 0.5                      | 0.9  | 0.2    | 0.9        | 0.9  | 0.9    | 0.5                       | 0.9  | 0.1    | 0.6                | 1.0  | 0.1    | 0.2                | 0.5  | *      |
| Homicide . . . . . (*U01.1)  | 1.0                      | 1.6  | 0.5    | 0.8        | 1.1  | 0.5    | 1.0                       | 1.6  | 0.5    | 1.1                | 1.7  | 0.4    | 0.8                | 1.0  | 0.6    |
| Legal intervention/war . . . . . (Y36.1)   | *                        | *    | *      | *          | *    | *      | *                         | *    | *      | *                  | *    | *      | *                  | *    | *      |
| Natural/environmental . . . . . (W42–W43,W53–W64,W92–W99,X20–X39,X51–X57) <sup>4</sup>   | 0.5                      | 0.7  | 0.3    | 0.3        | 0.5  | 0.2    | 0.5                       | 0.7  | 0.3    | 0.5                | 0.7  | 0.3    | 0.9                | 1.3  | 0.6    |
| Overexertion . . . . . (X50) <sup>4</sup>  | *                        | *    | *      | *          | *    | *      | *                         | *    | *      | *                  | *    | *      | *                  | *    | *      |

See footnotes at end of table.

**Table 9. Age-adjusted death rates due to injury according to mechanism and intent of death by Hispanic origin, race for non-Hispanic population, and sex: United States, 2001—Con.**

[Age-adjusted rates per 100,000 U.S. standard population, see "Technical Notes." Figure(s) in brackets [ ] applies to the code or range of codes preceding it. For explanation of asterisks (\*) preceding cause-of-death codes, see "Technical Notes." Race and Hispanic origin are reported separately on the death certificate. Persons of Hispanic origin may be of any race. Data for Hispanic persons are not tabulated separately by race; data for non-Hispanic persons are tabulated by race. Data for Hispanic origin should be interpreted with caution because of inconsistencies between reporting Hispanic origin on death certificates and on censuses and surveys; see "Technical Notes"]

| Mechanism and intent of death<br>(Based on the <i>International Classification of Diseases,<br/>Tenth Revision, 1992</i> )   | All origins <sup>1</sup> |      |        | Hispanic   |      |        | Non-Hispanic <sup>2</sup> |      |        | Non-Hispanic white |      |        | Non-Hispanic black |      |        |
|--|--------------------------|------|--------|------------|------|--------|---------------------------|------|--------|--------------------|------|--------|--------------------|------|--------|
|  | Both sexes               | Male | Female | Both sexes | Male | Female | Both sexes                | Male | Female | Both sexes         | Male | Female | Both sexes         | Male | Female |
| Poisoning . . . . . (*U01[.6-.7],X40-X49,X60-X69,X85-X90,<br>Y10-Y19,Y35.2)  | 7.8                      | 10.5 | 5.1    | 4.9        | 7.4  | 2.3    | 8.1                       | 10.9 | 5.4    | 8.6                | 11.4 | 5.8    | 8.3                | 12.3 | 4.9    |
| Unintentional. . . . . (X40-X49)   | 4.9                      | 7.0  | 2.9    | 3.9        | 6.1  | 1.6    | 5.0                       | 7.1  | 3.0    | 5.1                | 7.2  | 3.1    | 6.4                | 9.6  | 3.8    |
| Suicide . . . . . (X60-X69)  | 1.8                      | 2.1  | 1.5    | 0.6        | 0.6  | 0.5    | 2.0                       | 2.3  | 1.6    | 2.3                | 2.7  | 1.9    | 0.6                | 0.7  | 0.5    |
| Homicide . . . . . (*U01[.6-.7],X85-X90)   | 0.0                      | 0.0  | 0.0    | *          | *    | *      | 0.0                       | 0.0  | 0.0    | 0.0                | 0.0  | *      | *                  | *    | *      |
| Undetermined . . . . . (Y10-Y19)   | 1.0                      | 1.3  | 0.7    | 0.4        | 0.6  | 0.2    | 1.1                       | 1.5  | 0.7    | 1.1                | 1.5  | 0.8    | 1.2                | 1.9  | 0.5    |
| Legal intervention/war . . . . . (Y35.2)   | *                        | *    | *      | *          | *    | *      | *                         | *    | *      | *                  | *    | *      | *                  | *    | *      |
| Struck by or against . . . . . (W20-W22,W50-W52,X79,<br>Y00,Y04,Y29,Y35.3)   | 0.4                      | 0.7  | 0.1    | 0.4        | 0.8  | 0.1    | 0.4                       | 0.7  | 0.1    | 0.4                | 0.7  | 0.1    | 0.6                | 1.0  | 0.2    |
| Unintentional. . . . . (W20-W22,W50-W52)   | 0.3                      | 0.6  | 0.0    | 0.3        | 0.6  | *      | 0.3                       | 0.6  | 0.1    | 0.3                | 0.6  | 0.1    | 0.3                | 0.6  | *      |
| Suicide . . . . . (X79)  | *                        | *    | *      | *          | *    | *      | *                         | *    | *      | *                  | *    | *      | *                  | *    | *      |
| Homicide . . . . . (Y00,Y04)   | 0.1                      | 0.2  | 0.1    | 0.1        | 0.2  | *      | 0.1                       | 0.2  | 0.1    | 0.1                | 0.1  | 0.1    | 0.3                | 0.4  | 0.1    |
| Undetermined . . . . . (Y29)   | *                        | *    | *      | *          | *    | *      | *                         | *    | *      | *                  | *    | *      | *                  | *    | *      |
| Legal intervention/war . . . . . (Y35.3)   | *                        | *    | *      | *          | *    | *      | *                         | *    | *      | *                  | *    | *      | *                  | *    | *      |
| Suffocation. . . . . (W75-W84,X70,X91,Y20)   | 4.4                      | 6.5  | 2.5    | 3.4        | 5.3  | 1.7    | 4.5                       | 6.7  | 2.6    | 4.5                | 6.8  | 2.5    | 4.7                | 6.6  | 3.2    |
| Unintentional. . . . . (W75-W84)   | 2.0                      | 2.5  | 1.5    | 1.2        | 1.5  | 0.9    | 2.0                       | 2.6  | 1.6    | 1.9                | 2.5  | 1.5    | 2.9                | 4.0  | 2.1    |
| Suicide . . . . . (X70)  | 2.2                      | 3.7  | 0.7    | 2.0        | 3.6  | 0.5    | 2.2                       | 3.8  | 0.7    | 2.4                | 4.1  | 0.7    | 1.1                | 2.0  | 0.3    |
| Homicide . . . . . (X91)   | 0.2                      | 0.2  | 0.3    | 0.2        | 0.2  | 0.3    | 0.2                       | 0.2  | 0.3    | 0.2                | 0.1  | 0.2    | 0.6                | 0.4  | 0.8    |
| Undetermined . . . . . (Y20)   | 0.0                      | 0.1  | 0.0    | *          | *    | *      | 0.0                       | 0.1  | 0.0    | 0.0                | 0.1  | 0.0    | 0.1                | 0.1  | *      |
| Other specified, classifiable . . . . . (*U01[.0,.2,.5],*U03.0,W23,<br>W35-W41,W44,W49,W85-W91,X75,X81,X96,Y02,<br>Y05-Y07,Y25,Y31,Y35[.1,.5],Y36[.0,.2,.4-.8],Y85) <sup>3</sup> | 0.7                      | 1.2  | 0.3    | 0.7        | 1.2  | 0.2    | 0.7                       | 1.2  | 0.3    | 0.7                | 1.1  | 0.3    | 0.9                | 1.5  | 0.4    |
| Unintentional. (W23,W35-W41,W44,W49,W85-W91,Y85)   | 0.5                      | 0.8  | 0.1    | 0.4        | 0.9  | *      | 0.5                       | 0.8  | 0.2    | 0.5                | 0.8  | 0.2    | 0.5                | 0.9  | 0.1    |
| Suicide . . . . . (*U03.0,X75,X81) <sup>3</sup>  | 0.1                      | 0.2  | 0.0    | 0.1        | 0.2  | *      | 0.1                       | 0.2  | 0.0    | 0.1                | 0.2  | 0.0    | 0.1                | 0.1  | *      |
| Homicide . . . . . (*U01[.0,.2,.5],X96,Y02,Y05-Y07)  | 0.1                      | 0.1  | 0.1    | 0.1        | 0.1  | 0.1    | 0.1                       | 0.1  | 0.1    | 0.1                | 0.1  | 0.0    | 0.2                | 0.3  | 0.2    |
| Undetermined . . . . . (Y25,Y31)   | 0.0                      | 0.0  | *      | *          | *    | *      | 0.0                       | 0.0  | *      | 0.0                | 0.0  | *      | *                  | *    | *      |
| Legal intervention/war . . . . . (Y35[.1,.5],Y36[.0,.2,.4-.8])   | 0.0                      | 0.1  | *      | *          | *    | *      | 0.0                       | 0.1  | *      | 0.0                | 0.1  | *      | *                  | *    | *      |
| Other specified, not elsewhere classified . . . . . (*U01.8,<br>*U02,X58,X83,Y08,Y33,Y35.6,Y86-Y87,Y89[.0-.1])   | 0.8                      | 1.2  | 0.5    | 0.7        | 1.1  | 0.3    | 0.8                       | 1.2  | 0.5    | 0.7                | 1.1  | 0.4    | 1.5                | 2.4  | 0.7    |
| Unintentional. . . . . (X58,Y86)   | 0.4                      | 0.6  | 0.2    | 0.3        | 0.4  | *      | 0.4                       | 0.6  | 0.2    | 0.4                | 0.6  | 0.2    | 0.4                | 0.6  | 0.2    |
| Suicide . . . . . (X83,Y87.0)  | 0.1                      | 0.1  | 0.0    | *          | *    | *      | 0.1                       | 0.2  | 0.0    | 0.1                | 0.2  | 0.0    | 0.0                | *    | *      |
| Homicide . . . . . (*U01.8,*U02,Y08,Y87.1)   | 0.3                      | 0.4  | 0.2    | 0.3        | 0.5  | 0.1    | 0.3                       | 0.4  | 0.2    | 0.2                | 0.2  | 0.2    | 0.9                | 1.5  | 0.4    |
| Undetermined . . . . . (Y33,Y87.2)   | 0.1                      | 0.1  | 0.0    | *          | *    | *      | 0.1                       | 0.1  | 0.0    | 0.1                | 0.1  | 0.0    | 0.1                | *    | *      |
| Legal intervention/war . . . . . (Y35.6,Y89[.0,.1])  | 0.0                      | 0.0  | *      | *          | *    | *      | 0.0                       | *    | *      | *                  | *    | *      | *                  | *    | *      |
| Unspecified . . . . . (*U01.9,*U03.9,X59,X84,Y09,Y34,<br>Y35.7,Y36.9,Y89.9)  | 3.2                      | 3.8  | 2.7    | 2.3        | 3.0  | 1.6    | 3.3                       | 3.8  | 2.8    | 3.1                | 3.6  | 2.7    | 3.7                | 4.7  | 2.9    |
| Unintentional. . . . . (X59)   | 2.5                      | 2.9  | 2.3    | 1.5        | 1.7  | 1.3    | 2.6                       | 2.9  | 2.3    | 2.6                | 3.0  | 2.4    | 2.3                | 2.7  | 1.9    |
| Suicide . . . . . (*U03.9,X84)   | 0.1                      | 0.1  | 0.0    | *          | *    | *      | 0.1                       | 0.1  | 0.0    | 0.1                | 0.1  | 0.0    | *                  | *    | *      |
| Homicide . . . . . (*U01.9,Y09)  | 0.5                      | 0.7  | 0.4    | 0.6        | 0.9  | 0.3    | 0.5                       | 0.6  | 0.4    | 0.4                | 0.5  | 0.3    | 1.2                | 1.7  | 0.9    |
| Undetermined . . . . . (Y34,Y89.9)   | 0.1                      | 0.2  | 0.0    | 0.2        | 0.3  | *      | 0.1                       | 0.1  | 0.0    | 0.1                | 0.1  | 0.0    | 0.2                | 0.3  | *      |
| Legal intervention/war . . . . . (Y35.7,Y36.9)   | *                        | *    | *      | *          | *    | *      | *                         | *    | *      | *                  | *    | *      | *                  | *    | *      |

\* Figure does not meet standard of reliability or precision; see "Technical Notes." 0.0 Quantity more than zero but less than 0.05. <sup>1</sup>Figures for origin not stated are included in All origins but are not distributed among specified origins. <sup>2</sup>Includes races other than white and black. <sup>3</sup>Figures include September 11, 2001, related deaths for which death certificates were filed as of October 24, 2002; see "Technical Notes." <sup>4</sup>Codes \*U01.3 and Y36.3 cannot be divided separately into the subcategories shown below; therefore, subcategories may not add to the total. <sup>5</sup>Death is unintentional.

**Table 10. Deaths due to injury for single years of age by intent of death and sex: United States, 2001**

[For explanation of asterisks (\*) preceding cause-of-death codes, see "Technical Notes"]

| Age          | Intent of death (Based on the <i>International Classification of Diseases, Tenth Revision, 1992</i> ) and sex |         |        |                                    |        |        |  |        |        |  |        |        |
|--------------|---|---------|--------|------------------------------------|--------|--------|--|--------|--------|--|--------|--------|
|              | All injury<br>(*U01-*U03,V01-Y36,Y85-Y87,Y89) <sup>1</sup>  |         |        | Unintentional<br>(V01-X59,Y85-Y86) |        |        | Suicide<br>(*U03,X60-X84,Y87.0) <sup>1</sup> |        |        | Homicide<br>(*U01-*U02,X85-Y09,Y87.1) <sup>1</sup> |        |        |
|              | Both sexes  | Male    | Female | Both sexes                         | Male   | Female | Both sexes                                   | Male   | Female | Both sexes   | Male   | Female |
| All ages     | 157,078   | 109,516 | 47,562 | 101,537                            | 66,060 | 35,477 | 30,622                                       | 24,672 | 5,950  | 20,308   | 15,555 | 4,753  |
| Under 1 year | 1,391   | 787     | 604    | 976                                | 541    | 435    | ...  | ...    | ...    | 332  | 197    | 135    |
| 1            | 764   | 427     | 337    | 575                                | 313    | 262    | ...  | ...    | ...    | 165  | 101    | 64     |
| 2            | 570   | 350     | 220    | 442                                | 284    | 158    | ...  | ...    | ...    | 118  | 64     | 54     |
| 3            | 448   | 281     | 167    | 361                                | 235    | 126    | ...  | ...    | ...    | 79   | 43     | 36     |
| 4            | 391   | 244     | 147    | 336                                | 213    | 123    | ...  | ...    | ...    | 53   | 30     | 23     |
| 5            | 315   | 197     | 118    | 277                                | 170    | 107    | -  | -      | -      | 35   | 24     | 11     |
| 6            | 294   | 184     | 110    | 264                                | 173    | 91     | -  | -      | -      | 26   | 10     | 16     |
| 7            | 282   | 163     | 119    | 261                                | 154    | 107    | -  | -      | -      | 19   | 8      | 11     |
| 8            | 268   | 163     | 105    | 235                                | 145    | 90     | 3  | 3      | -      | 29   | 14     | 15     |
| 9            | 285   | 171     | 114    | 246                                | 144    | 102    | 4  | 4      | -      | 28   | 19     | 9      |
| 10           | 272   | 178     | 94     | 242                                | 159    | 83     | 3  | 3      | -      | 23   | 12     | 11     |
| 11           | 335   | 224     | 111    | 278                                | 186    | 92     | 24   | 20     | 4      | 28   | 15     | 13     |
| 12           | 341   | 225     | 116    | 269                                | 175    | 94     | 39   | 33     | 6      | 30   | 16     | 14     |
| 13           | 453   | 307     | 146    | 323                                | 211    | 112    | 84   | 63     | 21     | 36   | 25     | 11     |
| 14           | 647   | 436     | 211    | 441                                | 286    | 155    | 122  | 88     | 34     | 72   | 50     | 22     |
| 15           | 932   | 659     | 273    | 606                                | 416    | 190    | 168  | 119    | 49     | 145  | 115    | 30     |
| 16           | 1,627   | 1,128   | 499    | 1,116                              | 711    | 405    | 248  | 194    | 54     | 250  | 212    | 38     |
| 17           | 2,116   | 1,547   | 569    | 1,417                              | 954    | 463    | 332  | 281    | 51     | 341  | 293    | 48     |
| 18           | 2,667   | 2,109   | 558    | 1,712                              | 1,272  | 440    | 373  | 329    | 44     | 540  | 472    | 68     |
| 19           | 2,972   | 2,383   | 589    | 1,795                              | 1,369  | 426    | 490  | 422    | 68     | 623  | 540    | 83     |
| 20           | 2,869   | 2,325   | 544    | 1,720                              | 1,324  | 396    | 436  | 383    | 53     | 660  | 570    | 90     |
| 21           | 3,150   | 2,583   | 567    | 1,774                              | 1,378  | 396    | 534  | 469    | 65     | 765  | 676    | 89     |
| 22           | 2,736   | 2,271   | 465    | 1,508                              | 1,215  | 293    | 473  | 419    | 54     | 670  | 570    | 100    |
| 23           | 2,606   | 2,134   | 472    | 1,418                              | 1,121  | 297    | 438  | 388    | 50     | 684  | 576    | 108    |
| 24           | 2,505   | 2,044   | 461    | 1,345                              | 1,072  | 273    | 479  | 405    | 74     | 619  | 517    | 102    |
| 25           | 2,320   | 1,854   | 466    | 1,239                              | 965    | 274    | 447  | 374    | 73     | 576  | 470    | 106    |
| 26           | 2,379   | 1,934   | 445    | 1,211                              | 948    | 263    | 469  | 400    | 69     | 631  | 531    | 100    |
| 27           | 2,241   | 1,812   | 429    | 1,165                              | 929    | 236    | 467  | 395    | 72     | 541  | 440    | 101    |
| 28           | 2,261   | 1,810   | 451    | 1,152                              | 886    | 266    | 499  | 424    | 75     | 533  | 437    | 96     |
| 29           | 2,298   | 1,795   | 503    | 1,168                              | 877    | 291    | 507  | 422    | 85     | 536  | 430    | 106    |
| 30           | 2,359   | 1,866   | 493    | 1,215                              | 937    | 278    | 548  | 460    | 88     | 502  | 399    | 103    |
| 31           | 2,287   | 1,811   | 476    | 1,192                              | 928    | 264    | 555  | 460    | 95     | 463  | 360    | 103    |
| 32           | 2,248   | 1,712   | 536    | 1,151                              | 872    | 279    | 505  | 396    | 109    | 486  | 374    | 112    |
| 33           | 2,286   | 1,750   | 536    | 1,190                              | 884    | 306    | 535  | 437    | 98     | 458  | 354    | 104    |
| 34           | 2,269   | 1,723   | 546    | 1,156                              | 866    | 290    | 538  | 431    | 107    | 478  | 362    | 116    |
| 35           | 2,498   | 1,891   | 607    | 1,364                              | 992    | 372    | 584  | 485    | 99     | 428  | 322    | 106    |
| 36           | 2,601   | 1,912   | 689    | 1,411                              | 1,036  | 375    | 596  | 463    | 133    | 454  | 332    | 122    |
| 37           | 2,851   | 2,128   | 723    | 1,557                              | 1,129  | 428    | 639  | 504    | 135    | 514  | 388    | 126    |
| 38           | 2,886   | 2,130   | 756    | 1,593                              | 1,160  | 433    | 652  | 519    | 133    | 460  | 331    | 129    |
| 39           | 2,975   | 2,159   | 816    | 1,664                              | 1,185  | 479    | 705  | 547    | 158    | 450  | 325    | 125    |
| 40           | 2,992   | 2,182   | 810    | 1,680                              | 1,201  | 479    | 704  | 549    | 155    | 447  | 324    | 123    |
| 41           | 2,946   | 2,186   | 760    | 1,699                              | 1,245  | 454    | 701  | 545    | 156    | 394  | 289    | 105    |
| 42           | 2,814   | 2,097   | 717    | 1,634                              | 1,193  | 441    | 658  | 525    | 133    | 379  | 282    | 97     |

See footnotes at end of table.



**Table 10. Deaths due to injury for single years of age by intent of death and sex: United States, 2001—Con.**

[For explanation of asterisks (\*) preceding cause-of-death codes, see "Technical Notes"]

| Age               | Intent of death (Based on the <i>International Classification of Diseases, Tenth Revision, 1992</i> ) and sex |       |        |                                    |       |        |  |      |        |  |      |        |
|-------------------|---|-------|--------|------------------------------------|-------|--------|--|------|--------|--|------|--------|
|                   | All injury<br>(*U01–*U03,V01–Y36,Y85–Y87,Y89) <sup>1</sup>  |       |        | Unintentional<br>(V01–X59,Y85–Y86) |       |        | Suicide<br>(*U03,X60–X84,Y87.0) <sup>1</sup> |      |        | Homicide<br>(*U01–*U02,X85–Y09,Y87.1) <sup>1</sup> |      |        |
|                   | Both sexes  | Male  | Female | Both sexes                         | Male  | Female | Both sexes                                   | Male | Female | Both sexes   | Male | Female |
| 43                | 2,879   | 2,119 | 760    | 1,653                              | 1,223 | 430    | 709  | 523  | 186    | 361  | 263  | 98     |
| 44                | 2,918   | 2,150 | 768    | 1,690                              | 1,248 | 442    | 687  | 520  | 167    | 381  | 266  | 115    |
| 45                | 2,799   | 2,051 | 748    | 1,662                              | 1,215 | 447    | 644  | 477  | 167    | 335  | 236  | 99     |
| 46                | 2,685   | 1,978 | 707    | 1,551                              | 1,126 | 425    | 651  | 498  | 153    | 336  | 252  | 84     |
| 47                | 2,564   | 1,924 | 640    | 1,469                              | 1,107 | 362    | 698  | 530  | 168    | 270  | 204  | 66     |
| 48                | 2,458   | 1,851 | 607    | 1,402                              | 1,041 | 361    | 655  | 503  | 152    | 285  | 223  | 62     |
| 49                | 2,339   | 1,751 | 588    | 1,385                              | 1,030 | 355    | 612  | 476  | 136    | 237  | 170  | 67     |
| 50                | 2,183   | 1,607 | 576    | 1,269                              | 931   | 338    | 608  | 461  | 147    | 212  | 155  | 57     |
| 51                | 2,022   | 1,465 | 557    | 1,219                              | 875   | 344    | 528  | 391  | 137    | 202  | 155  | 47     |
| 52                | 1,962   | 1,424 | 538    | 1,151                              | 822   | 329    | 521  | 399  | 122    | 198  | 142  | 56     |
| 53                | 1,874   | 1,360 | 514    | 1,080                              | 783   | 297    | 518  | 385  | 133    | 197  | 143  | 54     |
| 54                | 1,910   | 1,383 | 527    | 1,156                              | 813   | 343    | 507  | 384  | 123    | 195  | 152  | 43     |
| 55                | 1,497   | 1,056 | 441    | 867                                | 585   | 282    | 431  | 326  | 105    | 152  | 110  | 42     |
| 56                | 1,336   | 980   | 356    | 775                                | 543   | 232    | 392  | 314  | 78     | 131  | 94   | 37     |
| 57                | 1,402   | 998   | 404    | 852                                | 582   | 270    | 396  | 294  | 102    | 126  | 103  | 23     |
| 58                | 1,425   | 1,073 | 352    | 857                                | 631   | 226    | 419  | 334  | 85     | 116  | 83   | 33     |
| 59                | 1,279   | 880   | 399    | 808                                | 531   | 277    | 347  | 266  | 81     | 103  | 71   | 32     |
| 60                | 1,155   | 808   | 347    | 755                                | 514   | 241    | 302  | 230  | 72     | 84   | 56   | 28     |
| 61                | 1,092   | 763   | 329    | 715                                | 470   | 245    | 270  | 218  | 52     | 87   | 65   | 22     |
| 62                | 1,097   | 747   | 350    | 717                                | 464   | 253    | 266  | 214  | 52     | 89   | 54   | 35     |
| 63                | 1,047   | 743   | 304    | 705                                | 493   | 212    | 252  | 187  | 65     | 76   | 53   | 23     |
| 64                | 912   | 634   | 278    | 607                                | 415   | 192    | 242  | 180  | 62     | 54   | 34   | 20     |
| 65                | 1,008   | 684   | 324    | 674                                | 433   | 241    | 235  | 184  | 51     | 83   | 56   | 27     |
| 66                | 1,033   | 731   | 302    | 711                                | 462   | 249    | 245  | 213  | 32     | 65   | 49   | 16     |
| 67                | 995   | 656   | 339    | 679                                | 411   | 268    | 247  | 196  | 51     | 57   | 39   | 18     |
| 68                | 974   | 652   | 322    | 682                                | 420   | 262    | 226  | 192  | 34     | 56   | 32   | 24     |
| 69                | 1,080   | 726   | 354    | 760                                | 474   | 286    | 259  | 216  | 43     | 49   | 28   | 21     |
| 70                | 1,095   | 740   | 355    | 788                                | 502   | 286    | 248  | 198  | 50     | 46   | 30   | 16     |
| 71                | 1,147   | 735   | 412    | 832                                | 488   | 344    | 256  | 213  | 43     | 50   | 30   | 20     |
| 72                | 1,070   | 687   | 383    | 806                                | 472   | 334    | 211  | 184  | 27     | 44   | 26   | 18     |
| 73                | 1,274   | 820   | 454    | 966                                | 570   | 396    | 262  | 226  | 36     | 37   | 17   | 20     |
| 74                | 1,232   | 766   | 466    | 937                                | 519   | 418    | 243  | 218  | 25     | 45   | 25   | 20     |
| 75                | 1,355   | 839   | 516    | 1,063                              | 599   | 464    | 250  | 216  | 34     | 31   | 17   | 14     |
| 76                | 1,483   | 904   | 579    | 1,146                              | 638   | 508    | 280  | 230  | 50     | 40   | 22   | 18     |
| 77                | 1,460   | 882   | 578    | 1,172                              | 651   | 521    | 248  | 211  | 37     | 32   | 17   | 15     |
| 78                | 1,509   | 874   | 635    | 1,227                              | 658   | 569    | 226  | 189  | 37     | 39   | 19   | 20     |
| 79                | 1,630   | 979   | 651    | 1,364                              | 764   | 600    | 215  | 187  | 28     | 41   | 23   | 18     |
| 80                | 1,613   | 927   | 686    | 1,333                              | 701   | 632    | 234  | 207  | 27     | 33   | 12   | 21     |
| 81                | 1,529   | 831   | 698    | 1,294                              | 641   | 653    | 197  | 172  | 25     | 24   | 8    | 16     |
| 82                | 1,585   | 859   | 726    | 1,360                              | 665   | 695    | 190  | 170  | 20     | 26   | 20   | 6      |
| 83                | 1,538   | 832   | 706    | 1,309                              | 648   | 661    | 192  | 165  | 27     | 24   | 12   | 12     |
| 84                | 1,610   | 833   | 777    | 1,420                              | 687   | 733    | 160  | 138  | 22     | 22   | 5    | 17     |
| 85 years and over | 13,091  | 5,385 | 7,706  | 12,171                             | 4,657 | 7,514  | 769  | 664  | 105    | 105  | 42   | 63     |
| Age not stated    | 185   | 157   | 28     | 120                                | 104   | 16     | 15   | 14   | 1      | 32   | 23   | 9      |

... Category not applicable.

– Quantity zero

<sup>1</sup>Figures include September 11, 2001, related deaths for which death certificates were filed as of October 24, 2002; see "Technical Notes."

**Table 11. Death rates due to injury for single years of age by intent of death and sex: United States, 2001**

[Rates per 100,000 population in specified group. For explanation of asterisks (\*) preceding cause-of-death codes, see "Technical Notes"]

| Age                                 | Intent of death (Based on the <i>International Classification of Diseases, Tenth Revision, 1992</i> ) and sex |       |        |                                    |      |        |  |      |        |  |      |        |
|-------------------------------------|---|-------|--------|------------------------------------|------|--------|--|------|--------|--|------|--------|
|                                     | All injury<br>(*U01-*U03,V01-Y36,Y85-Y87,Y89) <sup>1</sup>  |       |        | Unintentional<br>(V01-X59,Y85-Y86) |      |        | Suicide<br>(*U03,X60-X84,Y87.0) <sup>1</sup> |      |        | Homicide<br>(*U01-*U02,X85-Y09,Y87.1) <sup>1</sup> |      |        |
|                                     | Both sexes  | Male  | Female | Both sexes                         | Male | Female | Both sexes                                   | Male | Female | Both sexes   | Male | Female |
| All ages <sup>2</sup> . . . . .     | 55.2  | 78.3  | 32.8   | 35.7                               | 47.2 | 24.5   | 10.8   | 17.6 | 4.1    | 7.1  | 11.1 | 3.3    |
| Under 1 year <sup>3</sup> . . . . . | 34.5  | 38.1  | 30.7   | 24.2                               | 26.2 | 22.1   | ...  | ...  | ...    | 8.2  | 9.5  | 6.9    |
| 1 . . . . .                         | 19.8  | 21.6  | 17.8   | 14.9                               | 15.8 | 13.9   | ...  | ...  | ...    | 4.3  | 5.1  | 3.4    |
| 2 . . . . .                         | 14.9  | 17.9  | 11.8   | 11.6                               | 14.6 | 8.5    | ...  | ...  | ...    | 3.1  | 3.3  | 2.9    |
| 3 . . . . .                         | 11.7  | 14.3  | 8.9    | 9.4                                | 12.0 | 6.7    | ...  | ...  | ...    | 2.1  | 2.2  | 1.9    |
| 4 . . . . .                         | 10.2  | 12.5  | 7.9    | 8.8                                | 10.9 | 6.6    | ...  | ...  | ...    | 1.4  | 1.5  | 1.2    |
| 5 . . . . .                         | 8.0   | 9.8   | 6.2    | 7.1                                | 8.5  | 5.6    | *  | *    | *      | 0.9  | 1.2  | *      |
| 6 . . . . .                         | 7.4   | 9.1   | 5.7    | 6.7                                | 8.5  | 4.7    | *  | *    | *      | 0.7  | *    | *      |
| 7 . . . . .                         | 7.0   | 7.9   | 6.1    | 6.5                                | 7.5  | 5.4    | *  | *    | *      | *  | *    | *      |
| 8 . . . . .                         | 6.5   | 7.8   | 5.3    | 5.7                                | 6.9  | 4.5    | *  | *    | *      | 0.7  | *    | *      |
| 9 . . . . .                         | 6.8   | 8.0   | 5.6    | 5.9                                | 6.7  | 5.0    | *  | *    | *      | 0.7  | *    | *      |
| 10 . . . . .                        | 6.4   | 8.2   | 4.5    | 5.7                                | 7.3  | 4.0    | *  | *    | *      | 0.5  | *    | *      |
| 11 . . . . .                        | 7.8   | 10.2  | 5.3    | 6.5                                | 8.5  | 4.4    | 0.6  | 0.9  | *      | 0.7  | *    | *      |
| 12 . . . . .                        | 8.1   | 10.5  | 5.7    | 6.4                                | 8.2  | 4.6    | 0.9  | 1.5  | *      | 0.7  | *    | *      |
| 13 . . . . .                        | 11.1  | 14.7  | 7.3    | 7.9                                | 10.1 | 5.6    | 2.1  | 3.0  | 1.1    | 0.9  | 1.2  | *      |
| 14 . . . . .                        | 15.9  | 20.9  | 10.6   | 10.9                               | 13.7 | 7.8    | 3.0  | 4.2  | 1.7    | 1.8  | 2.4  | 1.1    |
| 15 . . . . .                        | 23.0  | 31.7  | 13.8   | 15.0                               | 20.0 | 9.6    | 4.1  | 5.7  | 2.5    | 3.6  | 5.5  | 1.5    |
| 16 . . . . .                        | 40.2  | 54.3  | 25.3   | 27.6                               | 34.2 | 20.6   | 6.1  | 9.3  | 2.7    | 6.2  | 10.2 | 1.9    |
| 17 . . . . .                        | 52.7  | 74.8  | 29.2   | 35.3                               | 46.1 | 23.8   | 8.3  | 13.6 | 2.6    | 8.5  | 14.2 | 2.5    |
| 18 . . . . .                        | 65.7  | 100.6 | 28.5   | 42.2                               | 60.7 | 22.4   | 9.2  | 15.7 | 2.2    | 13.3   | 22.5 | 3.5    |
| 19 . . . . .                        | 72.6  | 113.3 | 29.6   | 43.9                               | 65.1 | 21.4   | 12.0   | 20.1 | 3.4    | 15.2   | 25.7 | 4.2    |
| 20 . . . . .                        | 69.5  | 110.3 | 26.9   | 41.7                               | 62.8 | 19.6   | 10.6   | 18.2 | 2.6    | 16.0   | 27.0 | 4.5    |
| 21 . . . . .                        | 76.9  | 123.4 | 28.3   | 43.3                               | 65.9 | 19.8   | 13.0   | 22.4 | 3.2    | 18.7   | 32.3 | 4.4    |
| 22 . . . . .                        | 69.8  | 112.9 | 24.4   | 38.5                               | 60.4 | 15.4   | 12.1   | 20.8 | 2.8    | 17.1   | 28.3 | 5.2    |
| 23 . . . . .                        | 68.3  | 109.4 | 25.3   | 37.1                               | 57.4 | 15.9   | 11.5   | 19.9 | 2.7    | 17.9   | 29.5 | 5.8    |
| 24 . . . . .                        | 67.3  | 107.7 | 25.3   | 36.1                               | 56.5 | 15.0   | 12.9   | 21.3 | 4.1    | 16.6   | 27.2 | 5.6    |
| 25 . . . . .                        | 62.7  | 98.5  | 25.6   | 33.5                               | 51.3 | 15.1   | 12.1   | 19.9 | 4.0    | 15.6   | 25.0 | 5.8    |
| 26 . . . . .                        | 63.6  | 101.4 | 24.2   | 32.4                               | 49.7 | 14.3   | 12.5   | 21.0 | 3.8    | 16.9   | 27.8 | 5.4    |
| 27 . . . . .                        | 60.3  | 96.5  | 23.3   | 31.4                               | 49.5 | 12.8   | 12.6   | 21.0 | 3.9    | 14.6   | 23.4 | 5.5    |
| 28 . . . . .                        | 60.0  | 94.8  | 24.2   | 30.6                               | 46.4 | 14.3   | 13.2   | 22.2 | 4.0    | 14.1   | 22.9 | 5.2    |
| 29 . . . . .                        | 57.5  | 89.0  | 25.4   | 29.2                               | 43.5 | 14.7   | 12.7   | 20.9 | 4.3    | 13.4   | 21.3 | 5.3    |
| 30 . . . . .                        | 56.2  | 88.1  | 23.7   | 29.0                               | 44.3 | 13.4   | 13.1   | 21.7 | 4.2    | 12.0   | 18.8 | 5.0    |
| 31 . . . . .                        | 52.9  | 82.8  | 22.3   | 27.6                               | 42.4 | 12.4   | 12.8   | 21.0 | 4.4    | 10.7   | 16.5 | 4.8    |
| 32 . . . . .                        | 54.7  | 82.7  | 26.3   | 28.0                               | 42.1 | 13.7   | 12.3   | 19.1 | 5.3    | 11.8   | 18.1 | 5.5    |
| 33 . . . . .                        | 56.8  | 86.4  | 26.8   | 29.5                               | 43.6 | 15.3   | 13.3   | 21.6 | 4.9    | 11.4   | 17.5 | 5.2    |
| 34 . . . . .                        | 56.3  | 85.3  | 27.2   | 28.7                               | 42.9 | 14.4   | 13.4   | 21.3 | 5.3    | 11.9   | 17.9 | 5.8    |
| 35 . . . . .                        | 59.8  | 90.4  | 29.1   | 32.6                               | 47.4 | 17.8   | 14.0   | 23.2 | 4.7    | 10.2   | 15.4 | 5.1    |
| 36 . . . . .                        | 58.4  | 85.6  | 31.1   | 31.7                               | 46.4 | 16.9   | 13.4   | 20.7 | 6.0    | 10.2   | 14.9 | 5.5    |
| 37 . . . . .                        | 62.9  | 94.0  | 31.9   | 34.3                               | 49.9 | 18.9   | 14.1   | 22.3 | 5.9    | 11.3   | 17.1 | 5.6    |
| 38 . . . . .                        | 63.9  | 94.9  | 33.3   | 35.3                               | 51.7 | 19.1   | 14.4   | 23.1 | 5.9    | 10.2   | 14.8 | 5.7    |
| 39 . . . . .                        | 65.1  | 95.0  | 35.6   | 36.4                               | 52.2 | 20.9   | 15.4   | 24.1 | 6.9    | 9.9  | 14.3 | 5.4    |
| 40 . . . . .                        | 65.3  | 95.8  | 35.1   | 36.6                               | 52.7 | 20.8   | 15.4   | 24.1 | 6.7    | 9.7  | 14.2 | 5.3    |
| 41 . . . . .                        | 62.7  | 93.4  | 32.2   | 36.1                               | 53.2 | 19.2   | 14.9   | 23.3 | 6.6    | 8.4  | 12.3 | 4.4    |
| 42 . . . . .                        | 62.3  | 93.7  | 31.4   | 36.2                               | 53.3 | 19.3   | 14.6   | 23.4 | 5.8    | 8.4  | 12.6 | 4.3    |

See footnotes at end of table.

**Table 11. Death rates due to injury for single years of age by intent of death and sex: United States, 2001—Con.**

[Rates per 100,000 population in specified group. For explanation of asterisks (\*) preceding cause-of-death codes, see "Technical Notes"]

| Age               | Intent of death (Based on the <i>International Classification of Diseases, Tenth Revision, 1992</i> ) and sex |       |        |                                    |       |        |  |      |        |  |      |        |
|-------------------|---|-------|--------|------------------------------------|-------|--------|--|------|--------|--|------|--------|
|                   | All injury<br>(*U01–*U03,V01–Y36,Y85–Y87,Y89) <sup>1</sup>  |       |        | Unintentional<br>(V01–X59,Y85–Y86) |       |        | Suicide<br>(*U03,X60–X84,Y87.0) <sup>1</sup> |      |        | Homicide<br>(*U01–*U02,X85–Y09,Y87.1) <sup>1</sup> |      |        |
|                   | Both sexes  | Male  | Female | Both sexes                         | Male  | Female | Both sexes                                   | Male | Female | Both sexes   | Male | Female |
| 43                | 63.5  | 94.3  | 33.2   | 36.5                               | 54.4  | 18.8   | 15.6   | 23.3 | 8.1    | 8.0  | 11.7 | 4.3    |
| 44                | 65.8  | 98.0  | 34.2   | 38.1                               | 56.9  | 19.7   | 15.5   | 23.7 | 7.4    | 8.6  | 12.1 | 5.1    |
| 45                | 64.5  | 95.9  | 34.0   | 38.3                               | 56.8  | 20.3   | 14.8   | 22.3 | 7.6    | 7.7  | 11.0 | 4.5    |
| 46                | 62.1  | 92.6  | 32.3   | 35.9                               | 52.7  | 19.4   | 15.1   | 23.3 | 7.0    | 7.8  | 11.8 | 3.8    |
| 47                | 61.7  | 94.1  | 30.3   | 35.4                               | 54.1  | 17.2   | 16.8   | 25.9 | 8.0    | 6.5  | 10.0 | 3.1    |
| 48                | 61.1  | 93.7  | 29.7   | 34.9                               | 52.7  | 17.6   | 16.3   | 25.5 | 7.4    | 7.1  | 11.3 | 3.0    |
| 49                | 59.5  | 90.7  | 29.4   | 35.2                               | 53.4  | 17.7   | 15.6   | 24.7 | 6.8    | 6.0  | 8.8  | 3.3    |
| 50                | 58.0  | 87.2  | 30.0   | 33.7                               | 50.5  | 17.6   | 16.2   | 25.0 | 7.7    | 5.6  | 8.4  | 3.0    |
| 51                | 53.3  | 78.8  | 28.8   | 32.2                               | 47.1  | 17.8   | 13.9   | 21.0 | 7.1    | 5.3  | 8.3  | 2.4    |
| 52                | 53.9  | 80.0  | 28.9   | 31.6                               | 46.2  | 17.7   | 14.3   | 22.4 | 6.6    | 5.4  | 8.0  | 3.0    |
| 53                | 50.7  | 75.2  | 27.2   | 29.2                               | 43.3  | 15.7   | 14.0   | 21.3 | 7.0    | 5.3  | 7.9  | 2.9    |
| 54                | 54.1  | 80.3  | 29.2   | 32.8                               | 47.2  | 19.0   | 14.4   | 22.3 | 6.8    | 5.5  | 8.8  | 2.4    |
| 55                | 48.3  | 70.0  | 27.8   | 28.0                               | 38.8  | 17.7   | 13.9   | 21.6 | 6.6    | 4.9  | 7.3  | 2.6    |
| 56                | 47.3  | 71.6  | 24.5   | 27.5                               | 39.7  | 16.0   | 13.9   | 22.9 | 5.4    | 4.6  | 6.9  | 2.5    |
| 57                | 49.6  | 72.9  | 27.6   | 30.1                               | 42.5  | 18.5   | 14.0   | 21.5 | 7.0    | 4.5  | 7.5  | 1.6    |
| 58                | 51.1  | 79.8  | 24.4   | 30.8                               | 46.9  | 15.7   | 15.0   | 24.9 | 5.9    | 4.2  | 6.2  | 2.3    |
| 59                | 48.2  | 69.0  | 28.9   | 30.4                               | 41.6  | 20.1   | 13.1   | 20.8 | 5.9    | 3.9  | 5.6  | 2.3    |
| 60                | 48.4  | 70.7  | 27.9   | 31.6                               | 45.0  | 19.4   | 12.7   | 20.1 | 5.8    | 3.5  | 4.9  | 2.2    |
| 61                | 47.3  | 69.3  | 27.2   | 31.0                               | 42.7  | 20.3   | 11.7   | 19.8 | 4.3    | 3.8  | 5.9  | 1.8    |
| 62                | 49.5  | 70.9  | 30.1   | 32.4                               | 44.0  | 21.8   | 12.0   | 20.3 | 4.5    | 4.0  | 5.1  | 3.0    |
| 63                | 48.5  | 72.5  | 26.8   | 32.7                               | 48.1  | 18.7   | 11.7   | 18.2 | 5.7    | 3.5  | 5.2  | 2.0    |
| 64                | 44.5  | 65.6  | 25.7   | 29.6                               | 43.0  | 17.7   | 11.8   | 18.6 | 5.7    | 2.6  | 3.5  | 1.8    |
| 65                | 50.2  | 72.7  | 30.3   | 33.5                               | 46.0  | 22.5   | 11.7   | 19.6 | 4.8    | 4.1  | 6.0  | 2.5    |
| 66                | 52.2  | 79.2  | 28.6   | 35.9                               | 50.1  | 23.6   | 12.4   | 23.1 | 3.0    | 3.3  | 5.3  | *      |
| 67                | 53.2  | 75.9  | 33.7   | 36.3                               | 47.6  | 26.7   | 13.2   | 22.7 | 5.1    | 3.0  | 4.5  | *      |
| 68                | 53.0  | 77.2  | 32.4   | 37.1                               | 49.7  | 26.4   | 12.3   | 22.7 | 3.4    | 3.0  | 3.8  | 2.4    |
| 69                | 58.8  | 86.6  | 35.4   | 41.4                               | 56.6  | 28.6   | 14.1   | 25.8 | 4.3    | 2.7  | 3.3  | 2.1    |
| 70                | 60.2  | 90.0  | 35.6   | 43.3                               | 61.1  | 28.7   | 13.6   | 24.1 | 5.0    | 2.5  | 3.6  | *      |
| 71                | 63.2  | 90.5  | 41.1   | 45.9                               | 60.1  | 34.3   | 14.1   | 26.2 | 4.3    | 2.8  | 3.7  | 2.0    |
| 72                | 61.4  | 88.9  | 39.4   | 46.2                               | 61.1  | 34.4   | 12.1   | 23.8 | 2.8    | 2.5  | 3.4  | *      |
| 73                | 73.7  | 108.2 | 46.7   | 55.9                               | 75.2  | 40.8   | 15.1   | 29.8 | 3.7    | 2.1  | *    | 2.1    |
| 74                | 73.6  | 105.9 | 49.0   | 56.0                               | 71.8  | 44.0   | 14.5   | 30.1 | 2.6    | 2.7  | 3.5  | 2.1    |
| 75                | 84.2  | 122.9 | 55.7   | 66.0                               | 87.7  | 50.1   | 15.5   | 31.6 | 3.7    | 1.9  | *    | *      |
| 76                | 93.9  | 137.2 | 62.9   | 72.5                               | 96.8  | 55.1   | 17.7   | 34.9 | 5.4    | 2.5  | 3.3  | *      |
| 77                | 97.3  | 143.0 | 65.4   | 78.1                               | 105.5 | 59.0   | 16.5   | 34.2 | 4.2    | 2.1  | *    | *      |
| 78                | 108.5   | 155.1 | 76.8   | 88.2                               | 116.8 | 68.8   | 16.2   | 33.5 | 4.5    | 2.8  | *    | 2.4    |
| 79                | 121.3   | 182.9 | 80.5   | 101.5                              | 142.7 | 74.2   | 16.0   | 34.9 | 3.5    | 3.0  | 4.3  | *      |
| 80                | 127.0   | 186.7 | 88.7   | 104.9                              | 141.2 | 81.7   | 18.4   | 41.7 | 3.5    | 2.6  | *    | 2.7    |
| 81                | 137.7   | 196.5 | 101.6  | 116.5                              | 151.6 | 95.0   | 17.7   | 40.7 | 3.6    | 2.2  | *    | *      |
| 82                | 152.6   | 221.1 | 111.6  | 130.9                              | 171.2 | 106.9  | 18.3   | 43.8 | 3.1    | 2.5  | 5.1  | *      |
| 83                | 168.2   | 249.4 | 121.6  | 143.2                              | 194.3 | 113.8  | 21.0   | 49.5 | 4.6    | 2.6  | *    | *      |
| 84                | 197.4   | 289.5 | 147.2  | 174.1                              | 238.8 | 138.9  | 19.6   | 48.0 | 4.2    | 2.7  | *    | *      |
| 85 years and over | 297.3   | 414.5 | 248.2  | 276.4                              | 358.5 | 242.0  | 17.5   | 51.1 | 3.4    | 2.4  | 3.2  | 2.0    |

... Category not applicable.

\* Figure does not meet standard of reliability or precision; see "Technical Notes."

<sup>1</sup>Figures include September 11, 2001, related deaths for which death certificates were filed as of October 24, 2002; see "Technical Notes."

<sup>2</sup>Figures for age not stated included in "All ages" but not distributed among age groups.

<sup>3</sup>Death rates for Under 1 year (based on population estimates differ from infant mortality rates (based on live births).

**Table 12. Deaths due to injury according to selected mechanisms and intent of death: United States, each State, and the District of Columbia, 2001**

[Figure(s) in brackets [ ] applies to the code or range of codes preceding it. For explanation of asterisks (\*) preceding cause-of-death codes, see "Technical Notes"]

| State                          | Intent and mechanism (Based on the <i>International Classification of Diseases, Tenth Revision, 1992</i> ) |                          |                                    |                |                     |   |                   |                     |                   |  |                           |                  |                   |   |  |
|--------------------------------|--|--------------------------|------------------------------------|----------------|---------------------|---|-------------------|---------------------|-------------------|--|---------------------------|------------------|-------------------|---|--|
|                                | Unintentional  |                          |                                    |                |                     | Suicide                                   |                   |                     |                   | Homicide                                       |                           |                  |                   | Undetermined intent (Y10–Y34, Y87.2, Y89.9) | Legal intervention/war (Y35–Y36, Y89[.0,.1]) |
|                                | All injury (*U01–*U03, V01–X36, Y85–Y87, Y89) <sup>1</sup>   | Total (V01–X59, Y85–Y86) | Motor vehicle traffic <sup>2</sup> | Fall (W00–W19) | Poisoning (X40–X49) | Total (*U03, X60–X84, Y87.0) <sup>1</sup> | Firearm (X72–X74) | Poisoning (X60–X69) | Suffocation (X70) | Total (*U01–*U02, X85–Y09, Y87.1) <sup>1</sup> | Firearm (*U01.4, X93–X95) | Cut/pierce (X99) | Suffocation (X91) |   |  |
| United States . . . . .        | 157,078  | 101,537                  | 42,443                             | 15,019         | 14,078              | 30,622                                    | 16,869            | 5,191               | 6,198             | 20,308   | 11,348                    | 1,971            | 690               | 4,198                                       | 413  |
| Alabama . . . . .              | 3,178  | 2,211                    | 1,012                              | 131            | 201                 | 512                                       | 387               | 50                  | 53                | 425  | 302                       | 50               | 15                | 30  | –  |
| Alaska . . . . .               | 496  | 345                      | 86                                 | 21             | 79                  | 106                                       | 65                | 15                  | 19                | 38   | 25                        | 4                | 1                 | 11  | –  |
| Arizona . . . . .              | 3,839  | 2,475                    | 996                                | 459            | 457                 | 767                                       | 468               | 113                 | 149               | 494  | 332                       | 68               | 17                | 89  | 14   |
| Arkansas . . . . .             | 1,919  | 1,277                    | 641                                | 141            | 52                  | 382                                       | 274               | 42                  | 53                | 183  | 110                       | 26               | 6                 | 70  | 7  |
| California . . . . .           | 13,353   | 8,132                    | 3,797                              | 1,192          | 1,037               | 2,831                                     | 1,450             | 288                 | 755               | 2,223  | 1,589                     | 259              | 62                | 103   | 64   |
| Colorado . . . . .             | 2,727  | 1,720                    | 744                                | 279            | 267                 | 722                                       | 390               | 179                 | 125               | 169  | 98                        | 26               | 11                | 108   | 8  |
| Connecticut . . . . .          | 1,555  | 1,056                    | 313                                | 184            | 239                 | 283                                       | 115               | 66                  | 72                | 172  | 72                        | 12               | 4                 | 44  | –  |
| Delaware . . . . .             | 447  | 290                      | 122                                | 35             | 41                  | 108                                       | 53                | 21                  | 22                | 33   | 19                        | 7                | 2                 | 12  | 4  |
| District of Columbia . . . . . | 473  | 223                      | 54                                 | 43             | 88                  | 40  | 21                | 3                   | 6                 | 197  | 141                       | 26               | 2                 | 9   | 4  |
| Florida . . . . .              | 10,399   | 6,969                    | 3,031                              | 1,069          | 1,347               | 2,314                                     | 1,197             | 499                 | 424               | 969  | 573                       | 116              | 47                | 134   | 13   |
| Georgia . . . . .              | 5,121  | 3,396                    | 1,594                              | 436            | 437                 | 935                                       | 626               | 120                 | 149               | 681  | 454                       | 47               | 22                | 94  | 15   |
| Hawaii . . . . .               | 580  | 372                      | 122                                | 75             | 44                  | 136                                       | 31                | 24                  | 56                | 34   | 9                         | 6                | 2                 | 35  | 3  |
| Idaho . . . . .                | 844  | 568                      | 246                                | 111            | 64                  | 210                                       | 136               | 38                  | 29                | 41   | 25                        | 4                | 6                 | 21  | 4  |
| Illinois . . . . .             | 6,438  | 4,077                    | 1,551                              | 530            | 767                 | 1,139                                     | 505               | 214                 | 307               | 1,087  | 747                       | 88               | 58                | 126   | 9  |
| Indiana . . . . .              | 3,454  | 2,185                    | 929                                | 268            | 169                 | 715                                       | 411               | 128                 | 138               | 437  | 290                       | 30               | 30                | 112   | 5  |
| Iowa . . . . .                 | 1,446  | 1,051                    | 432                                | 235            | 56                  | 304                                       | 157               | 65                  | 64                | 61   | 24                        | 8                | 5                 | 27  | 3  |
| Kansas . . . . .               | 1,613  | 1,156                    | 527                                | 194            | 111                 | 293                                       | 160               | 53                  | 60                | 143  | 91                        | 15               | 4                 | 19  | 2  |
| Kentucky . . . . .             | 2,748  | 1,990                    | 820                                | 177            | 300                 | 495                                       | 331               | 66                  | 71                | 221  | 138                       | 27               | 6                 | 38  | 4  |
| Louisiana . . . . .            | 3,109  | 2,029                    | 958                                | 157            | 217                 | 493                                       | 352               | 54                  | 53                | 541  | 400                       | 38               | 19                | 44  | 2  |
| Maine . . . . .                | 677  | 490                      | 190                                | 89             | 63                  | 161                                       | 86                | 30                  | 32                | 21   | 7                         | 2                | 1                 | 4   | 1  |
| Maryland . . . . .             | 2,947  | 1,339                    | 689                                | 210            | 62                  | 454                                       | 220               | 79                  | 101               | 555  | 363                       | 41               | 10                | 590   | 9  |
| Massachusetts . . . . .        | 2,784  | 1,506                    | 540                                | 240            | 62                  | 426                                       | 107               | 99                  | 150               | 246  | 80                        | 42               | 4                 | 606   | –  |
| Michigan . . . . .             | 5,265  | 3,291                    | 1,370                              | 515            | 346                 | 1,051                                     | 542               | 204                 | 249               | 689  | 499                       | 66               | 20                | 220   | 14   |
| Minnesota . . . . .            | 2,461  | 1,797                    | 588                                | 490            | 133                 | 480                                       | 242               | 101                 | 98                | 127  | 68                        | 20               | 6                 | 53  | 4  |
| Mississippi . . . . .          | 2,277  | 1,571                    | 791                                | 172            | 119                 | 328                                       | 239               | 36                  | 42                | 326  | 224                       | 39               | 13                | 45  | 7  |
| Missouri . . . . .             | 3,716  | 2,455                    | 1,082                              | 443            | 246                 | 725                                       | 427               | 126                 | 132               | 437  | 275                       | 42               | 19                | 91  | 8  |
| Montana . . . . .              | 700  | 468                      | 210                                | 110            | 34                  | 175                                       | 133               | 24                  | 15                | 32   | 20                        | 5                | 3                 | 24  | 1  |
| Nebraska . . . . .             | 903  | 633                      | 254                                | 133            | 39                  | 187                                       | 107               | 31                  | 42                | 44   | 21                        | 10               | 2                 | 36  | 3  |
| Nevada . . . . .               | 1,376  | 739                      | 319                                | 73             | 170                 | 387                                       | 219               | 85                  | 64                | 175  | 109                       | 22               | 8                 | 62  | 13   |
| New Hampshire . . . . .        | 583  | 374                      | 133                                | 73             | 41                  | 167                                       | 79                | 39                  | 36                | 28   | 9                         | 2                | 1                 | 14  | –  |
| New Jersey . . . . .           | 4,123  | 2,405                    | 738                                | 266            | 577                 | 588                                       | 167               | 158                 | 180               | 1,051  | 185                       | 68               | 19                | 74  | 5  |
| New Mexico . . . . .           | 1,530  | 1,020                    | 414                                | 165            | 223                 | 362                                       | 188               | 69                  | 85                | 130  | 67                        | 19               | 6                 | 8   | 10   |
| New York . . . . .             | 9,224  | 4,982                    | 1,620                              | 955            | 939                 | 1,253                                     | 453               | 213                 | 333               | 2,818  | 583                       | 183              | 45                | 159   | 12   |
| North Carolina . . . . .       | 5,071  | 3,438                    | 1,612                              | 423            | 450                 | 997                                       | 632               | 188                 | 124               | 599  | 418                       | 74               | 19                | 26  | 11   |
| North Dakota . . . . .         | 330  | 238                      | 112                                | 57             | 8                   | 79  | 41                | 16                  | 16                | 9  | 5                         | 1                | 1                 | 3   | 1  |
| Ohio . . . . .                 | 5,695  | 3,857                    | 1,424                              | 596            | 599                 | 1,219                                     | 671               | 216                 | 255               | 524  | 316                       | 48               | 17                | 87  | 8  |
| Oklahoma . . . . .             | 2,482  | 1,700                    | 708                                | 193            | 221                 | 515                                       | 332               | 86                  | 78                | 210  | 126                       | 23               | 11                | 26  | 31   |
| Oregon . . . . .               | 2,000  | 1,313                    | 479                                | 200            | 151                 | 505                                       | 280               | 88                  | 98                | 100  | 47                        | 21               | 11                | 70  | 12   |
| Pennsylvania . . . . .         | 6,609  | 4,552                    | 1,503                              | 699            | 817                 | 1,276                                     | 684               | 185                 | 297               | 671  | 444                       | 23               | 17                | 100   | 10   |
| Rhode Island . . . . .         | 510  | 293                      | 96                                 | 72             | 16                  | 88  | 25                | 17                  | 34                | 37   | 20                        | 7                | –                 | 92  | –  |
| South Carolina . . . . .       | 2,806  | 1,960                    | 975                                | 188            | 213                 | 467                                       | 311               | 56                  | 68                | 350  | 228                       | 21               | 17                | 24  | 5  |
| South Dakota . . . . .         | 515  | 382                      | 172                                | 98             | 9                   | 105                                       | 43                | 24                  | 34                | 18   | 7                         | 4                | 1                 | 10  | –  |

See footnotes at end of table.

**Table 12. Deaths due to injury according to selected mechanisms and intent of death: United States, each State, and the District of Columbia, 2001—Con.**

[Figure(s) in brackets [ ] applies to the code or range of codes preceding it. For explanation of asterisks (\*) preceding cause-of-death codes, see "Technical Notes"]

| State                   | Intent and mechanism (Based on the <i>International Classification of Diseases, Tenth Revision, 1992</i> ) |                                |  |                   |                        |  |                      |                        |                      |   |                              |                     |                      |  |   |
|-------------------------|--|--------------------------------|--|-------------------|------------------------|--|----------------------|------------------------|----------------------|---|------------------------------|---------------------|----------------------|--|---|
|                         | All injury<br>(*U01–*U03,<br>V01–Y36,<br>Y85–Y87, Y89) <sup>1</sup>  | Unintentional                  |  |                   |                        | Suicide  |                      |                        |                      | Homicide  |                              |                     |                      | Undetermined<br>intent<br>(Y10–Y34,<br>Y87.2, Y89.9) | Legal<br>intervention/war<br>(Y35–Y36,<br>Y89[.0,.1]) |
|                         |  | Total<br>(V01–X59,<br>Y85–Y86) | Motor<br>vehicle<br>traffic <sup>2</sup> | Fall<br>(W00–W19) | Poisoning<br>(X40–X49) | Total<br>(*U03,<br>X60–X84,<br>Y87.0) <sup>1</sup> | Firearm<br>(X72–X74) | Poisoning<br>(X60–X69) | Suffocation<br>(X70) | Total<br>(*U01–*U02,<br>X85–Y09,<br>Y87.1) <sup>1</sup> | Firearm<br>(*U01.4, X93–X95) | Cut/pierce<br>(X99) | Suffocation<br>(X91) |  |   |
| Tennessee . . . . .     | 3,951  | 2,709                          | 1,275                                    | 318               | 334                    | 711  | 480                  | 100                    | 99                   | 454   | 307                          | 62                  | 20                   | 74   | 3   |
| Texas . . . . .         | 11,759   | 7,920                          | 3,872                                    | 791               | 1,090                  | 2,225  | 1,377                | 346                    | 400                  | 1,415   | 873                          | 168                 | 55                   | 150  | 49  |
| Utah . . . . .          | 1,183  | 643                            | 288                                      | 92                | 43                     | 321  | 182                  | 68                     | 57                   | 77  | 40                           | 12                  | 2                    | 139  | 3   |
| Vermont . . . . .       | 326  | 230                            | 85                                       | 26                | 30                     | 72   | 42                   | 12                     | 12                   | 14  | 7                            | –                   | 4                    | 8  | 2   |
| Virginia . . . . .      | 3,789  | 2,432                          | 935                                      | 329               | 343                    | 797  | 467                  | 158                    | 120                  | 509   | 275                          | 41                  | 16                   | 40   | 11  |
| Washington . . . . .    | 3,098  | 2,072                          | 722                                      | 473               | 379                    | 712  | 391                  | 124                    | 136                  | 195   | 106                          | 21                  | 11                   | 110  | 9   |
| West Virginia . . . . . | 1,266  | 834                            | 346                                      | 106               | 130                    | 286  | 195                  | 43                     | 31                   | 68  | 38                           | 5                   | 2                    | 74   | 4   |
| Wisconsin . . . . .     | 3,006  | 2,100                          | 790                                      | 666               | 195                    | 639  | 317                  | 122                    | 164                  | 214   | 134                          | 21                  | 10                   | 48   | 5   |
| Wyoming . . . . .       | 377  | 272                            | 136                                      | 21                | 23                     | 83   | 61                   | 10                     | 11                   | 16  | 8                            | 1                   | –                    | 5  | 1   |

– Quantity zero.

<sup>1</sup>Figures include September 11, 2001, related deaths for which death certificates were filed as of October 24, 2002; see "Technical Notes."

<sup>2</sup>ICD-10 codes for Motor vehicle traffic accidents are V02–V04[.1,.9], V09.2, V12–V14[.3–.9], V19[.4–.6], V20–V28[.3–.9], V29–V79[.4–.9], V80[.3–.5], V81.1, V82.1, V83–V86[.0–.3], V87[.0–.8], V89.2.

**Table 13. Death rates due to injury according to selected mechanisms and intent of death: United States, each State, and the District of Columbia, 2001**

[Crude rates per 100,000 population in each area. Figure(s) in brackets [ ] applies to the code or range of codes preceding it. For explanation of asterisks (\*) preceding cause-of-death codes, see "Technical Notes"]

| State                          | Intent and mechanism (Based on the <i>International Classification of Diseases, Tenth Revision, 1992</i> ) |                                |  |                   |                        |  |                      |                        |                      |  |                                 |                     |                      |                               |                         |
|--------------------------------|--|--------------------------------|--|-------------------|------------------------|--|----------------------|------------------------|----------------------|--|---------------------------------|---------------------|----------------------|-------------------------------|-------------------------|
|                                | Unintentional  |                                |  |                   |                        | Suicide  |                      |                        |                      | Homicide   |                                 |                     |                      | Undetermined intent           | Legal intervention/war  |
|                                | All injury<br>(*U01–*U03,<br>V01–Y36,<br>Y85–Y87, Y89) <sup>1</sup>  | Total<br>(V01–X59,<br>Y85–Y86) | Motor<br>vehicle<br>traffic <sup>2</sup> | Fall<br>(W00–W19) | Poisoning<br>(X40–X49) | Total<br>(*U03,<br>X60–X84,<br>Y87.0) <sup>1</sup> | Firearm<br>(X72–X74) | Poisoning<br>(X60–X69) | Suffocation<br>(X70) | Total<br>(*U01–*U02,<br>X85–Y09, Y87.1) <sup>1</sup> | Firearm<br>(*U01.4,<br>X93–X95) | Cut/pierce<br>(X99) | Suffocation<br>(X91) | (Y10–Y34,<br>Y87.2,<br>Y89.9) | (Y35–Y36,<br>Y89[0.,1]) |
| United States . . . . .        | 55.2   | 35.7                           | 14.9                                     | 5.3               | 4.9                    | 10.8   | 5.9                  | 1.8                    | 2.2                  | 7.1  | 4.0                             | 0.7                 | 0.2                  | 1.5                           | 0.1                     |
| Alabama . . . . .              | 71.1   | 49.5                           | 22.6                                     | 2.9               | 4.5                    | 11.5   | 8.7                  | 1.1                    | 1.2                  | 9.5  | 6.8                             | 1.1                 | *                    | 0.7                           | *                       |
| Alaska . . . . .               | 78.3   | 54.4                           | 13.6                                     | 3.3               | 12.5                   | 16.1   | 10.3                 | *                      | *                    | 6.0  | 3.9                             | *                   | *                    | *                             | *                       |
| Arizona . . . . .              | 72.3   | 46.6                           | 18.8                                     | 8.6               | 8.6                    | 14.5   | 8.8                  | 2.1                    | 2.8                  | 9.3  | 6.3                             | 1.3                 | *                    | 1.7                           | *                       |
| Arkansas . . . . .             | 71.2   | 47.4                           | 23.8                                     | 5.2               | 1.9                    | 14.2   | 10.2                 | 1.6                    | 2.0                  | 6.8  | 4.1                             | 1.0                 | *                    | 2.6                           | *                       |
| California . . . . .           | 38.6   | 23.5                           | 11.0                                     | 3.4               | 3.0                    | 8.2  | 4.2                  | 0.8                    | 2.2                  | 6.4  | 4.6                             | 0.7                 | 0.2                  | 0.3                           | 0.2                     |
| Colorado . . . . .             | 61.5   | 38.8                           | 16.8                                     | 6.3               | 6.0                    | 16.3   | 8.8                  | 4.0                    | 2.8                  | 3.8  | 2.2                             | 0.6                 | *                    | 2.4                           | *                       |
| Connecticut . . . . .          | 45.3   | 30.7                           | 9.1                                      | 5.4               | 7.0                    | 8.2  | 3.3                  | 1.9                    | 2.1                  | 5.0  | 2.1                             | *                   | *                    | 1.3                           | *                       |
| Delaware . . . . .             | 56.1   | 36.4                           | 15.3                                     | 4.4               | 5.1                    | 13.6   | 6.7                  | 2.6                    | 2.8                  | 4.1  | *                               | *                   | *                    | *                             | *                       |
| District of Columbia . . . . . | 82.4   | 38.9                           | 9.4                                      | 7.5               | 15.3                   | 7.0  | 3.7                  | *                      | *                    | 34.3   | 24.6                            | 4.5                 | *                    | *                             | *                       |
| Florida . . . . .              | 63.5   | 42.6                           | 18.5                                     | 6.5               | 8.2                    | 14.1   | 7.3                  | 3.0                    | 2.6                  | 5.9  | 3.5                             | 0.7                 | 0.3                  | 0.8                           | *                       |
| Georgia . . . . .              | 60.9   | 40.4                           | 19.0                                     | 5.2               | 5.2                    | 11.1   | 7.4                  | 1.4                    | 1.8                  | 8.1  | 5.4                             | 0.6                 | 0.3                  | 1.1                           | *                       |
| Hawaii . . . . .               | 47.3   | 30.3                           | 9.9                                      | 6.1               | 3.6                    | 11.1   | 2.5                  | 2.0                    | 4.6                  | 2.8  | *                               | *                   | *                    | 2.9                           | *                       |
| Idaho . . . . .                | 63.9   | 43.0                           | 18.6                                     | 8.4               | 4.8                    | 15.9   | 10.3                 | 2.9                    | 2.2                  | 3.1  | 1.9                             | *                   | *                    | 1.6                           | *                       |
| Illinois . . . . .             | 51.4   | 32.6                           | 12.4                                     | 4.2               | 6.1                    | 9.1  | 4.0                  | 1.7                    | 2.5                  | 8.7  | 6.0                             | 0.7                 | 0.5                  | 1.0                           | *                       |
| Indiana . . . . .              | 56.4   | 35.7                           | 15.2                                     | 4.4               | 2.8                    | 11.7   | 6.7                  | 2.1                    | 2.3                  | 7.1  | 4.7                             | 0.5                 | 0.5                  | 1.8                           | *                       |
| Iowa . . . . .                 | 49.3   | 35.8                           | 14.7                                     | 8.0               | 1.9                    | 10.4   | 5.4                  | 2.2                    | 2.2                  | 2.1  | 0.8                             | *                   | *                    | 0.9                           | *                       |
| Kansas . . . . .               | 59.7   | 42.8                           | 19.5                                     | 7.2               | 4.1                    | 10.8   | 5.9                  | 2.0                    | 2.2                  | 5.3  | 3.4                             | *                   | *                    | *                             | *                       |
| Kentucky . . . . .             | 67.5   | 48.9                           | 20.2                                     | 4.4               | 7.4                    | 12.2   | 8.1                  | 1.6                    | 1.7                  | 5.4  | 3.4                             | 0.7                 | *                    | 0.9                           | *                       |
| Louisiana . . . . .            | 69.5   | 45.4                           | 21.4                                     | 3.5               | 4.9                    | 11.0   | 7.9                  | 1.2                    | 1.2                  | 12.1   | 8.9                             | 0.9                 | *                    | 1.0                           | *                       |
| Maine . . . . .                | 52.7   | 38.1                           | 14.8                                     | 6.9               | 4.9                    | 12.5   | 6.7                  | 2.3                    | 2.5                  | 1.6  | *                               | *                   | *                    | *                             | *                       |
| Maryland . . . . .             | 54.7   | 24.9                           | 12.8                                     | 3.9               | 1.2                    | 8.4  | 4.1                  | 1.5                    | 1.9                  | 10.3   | 6.7                             | 0.8                 | *                    | 11.0                          | *                       |
| Massachusetts . . . . .        | 43.5   | 23.5                           | 8.4                                      | 3.7               | 1.0                    | 6.7  | 1.7                  | 1.5                    | 2.3                  | 3.8  | 1.2                             | 0.7                 | *                    | 9.5                           | *                       |
| Michigan . . . . .             | 52.6   | 32.9                           | 13.7                                     | 5.1               | 3.5                    | 10.5   | 5.4                  | 2.0                    | 2.5                  | 6.9  | 5.0                             | 0.7                 | 0.2                  | 2.2                           | *                       |
| Minnesota . . . . .            | 49.4   | 36.1                           | 11.8                                     | 9.8               | 2.7                    | 9.6  | 4.9                  | 2.0                    | 2.0                  | 2.5  | 1.4                             | 0.4                 | *                    | 1.1                           | *                       |
| Mississippi . . . . .          | 79.6   | 54.9                           | 27.7                                     | 6.0               | 4.2                    | 11.5   | 8.4                  | 1.3                    | 1.5                  | 11.4   | 7.8                             | 1.4                 | *                    | 1.6                           | *                       |
| Missouri . . . . .             | 65.9   | 43.5                           | 19.2                                     | 7.9               | 4.4                    | 12.9   | 7.6                  | 2.2                    | 2.3                  | 7.8  | 4.9                             | 0.7                 | *                    | 1.6                           | *                       |
| Montana . . . . .              | 77.3   | 51.7                           | 23.2                                     | 12.1              | 3.8                    | 19.3   | 14.7                 | 2.7                    | *                    | 3.5  | 2.2                             | *                   | *                    | 2.7                           | *                       |
| Nebraska . . . . .             | 52.5   | 36.8                           | 14.8                                     | 7.7               | 2.3                    | 10.9   | 6.2                  | 1.8                    | 2.4                  | 2.6  | 1.2                             | *                   | *                    | 2.1                           | *                       |
| Nevada . . . . .               | 65.6   | 35.2                           | 15.2                                     | 3.5               | 8.1                    | 18.4   | 10.4                 | 4.1                    | 3.1                  | 8.3  | 5.2                             | 1.0                 | *                    | 3.0                           | *                       |
| New Hampshire . . . . .        | 46.3   | 29.7                           | 10.6                                     | 5.8               | 3.3                    | 13.3   | 6.3                  | 3.1                    | 2.9                  | 2.2  | *                               | *                   | *                    | *                             | *                       |
| New Jersey . . . . .           | 48.4   | 28.3                           | 8.7                                      | 3.1               | 6.8                    | 6.9  | 2.0                  | 1.9                    | 2.1                  | 12.3   | 2.2                             | 0.8                 | *                    | 0.9                           | *                       |
| New Mexico . . . . .           | 83.6   | 55.7                           | 22.6                                     | 9.0               | 12.2                   | 19.8   | 10.3                 | 3.8                    | 4.6                  | 7.1  | 3.7                             | *                   | *                    | *                             | *                       |
| New York . . . . .             | 48.3   | 26.1                           | 8.5                                      | 5.0               | 4.9                    | 6.6  | 2.4                  | 1.1                    | 1.7                  | 14.8   | 3.1                             | 1.0                 | 0.2                  | 0.8                           | *                       |
| North Carolina . . . . .       | 61.8   | 41.9                           | 19.6                                     | 5.2               | 5.5                    | 12.1   | 7.7                  | 2.3                    | 1.5                  | 7.3  | 5.1                             | 0.9                 | *                    | 0.3                           | *                       |
| North Dakota . . . . .         | 51.8   | 37.4                           | 17.6                                     | 9.0               | *                      | 12.4   | 6.4                  | *                      | *                    | *  | *                               | *                   | *                    | *                             | *                       |
| Ohio . . . . .                 | 50.0   | 33.9                           | 12.5                                     | 5.2               | 5.3                    | 10.7   | 5.9                  | 1.9                    | 2.2                  | 4.6  | 2.8                             | 0.4                 | *                    | 0.8                           | *                       |
| Oklahoma . . . . .             | 71.5   | 49.0                           | 20.4                                     | 5.6               | 6.4                    | 14.8   | 9.6                  | 2.5                    | 2.2                  | 6.1  | 3.6                             | 0.7                 | *                    | 0.7                           | 0.9                     |
| Oregon . . . . .               | 57.6   | 37.8                           | 13.8                                     | 5.8               | 4.3                    | 14.5   | 8.1                  | 2.5                    | 2.8                  | 2.9  | 1.4                             | 0.6                 | *                    | 2.0                           | *                       |
| Pennsylvania . . . . .         | 53.7   | 37.0                           | 12.2                                     | 5.7               | 6.6                    | 10.4   | 5.6                  | 1.5                    | 2.4                  | 5.5  | 3.6                             | 0.2                 | *                    | 0.8                           | *                       |
| Rhode Island . . . . .         | 48.1   | 27.7                           | 9.1                                      | 6.8               | *                      | 8.3  | 2.4                  | *                      | 3.2                  | 3.5  | 1.9                             | *                   | *                    | 8.7                           | *                       |
| South Carolina . . . . .       | 69.1   | 48.3                           | 24.0                                     | 4.6               | 5.2                    | 11.5   | 7.7                  | 1.4                    | 1.7                  | 8.6  | 5.6                             | 0.5                 | *                    | 0.6                           | *                       |

See footnotes at end of table.

**Table 13. Death rates due to injury according to selected mechanisms and intent of death: United States, each State, and the District of Columbia, 2001—Con.**

[Crude rates per 100,000 population in each area. Figure(s) in brackets [ ] applies to the code or range of codes preceding it. For explanation of asterisks (\*) preceding cause-of-death codes, see "Technical Notes"]

| State                  | Intent and mechanism (Based on the <i>International Classification of Diseases, Tenth Revision, 1992</i> ) |                                |  |                   |                        |  |                      |                        |                      |  |                                 |                     |                      |   |   |
|------------------------|--|--------------------------------|--|-------------------|------------------------|--|----------------------|------------------------|----------------------|--|---------------------------------|---------------------|----------------------|---|---|
|                        | All injury<br>(*U01–*U03,<br>V01–Y36,<br>Y85–Y87, Y89) <sup>1</sup>  | Unintentional                  |  |                   |                        | Suicide  |                      |                        |                      | Homicide   |                                 |                     |                      | Undetermined<br>intent<br>(Y10–Y34,<br>Y87.2,<br>Y89.9) | Legal<br>intervention/war<br>(Y35–Y36,<br>Y89[.0,.1]) |
|                        |  | Total<br>(V01–X59,<br>Y85–Y86) | Motor<br>vehicle<br>traffic <sup>2</sup> | Fall<br>(W00–W19) | Poisoning<br>(X40–X49) | Total<br>(*U03,<br>X60–X84,<br>Y87.0) <sup>1</sup> | Firearm<br>(X72–X74) | Poisoning<br>(X60–X69) | Suffocation<br>(X70) | Total<br>(*U01–*U02,<br>X85–Y09, Y87.1) <sup>1</sup> | Firearm<br>(*U01.4,<br>X93–X95) | Cut/pierce<br>(X99) | Suffocation<br>(X91) |   |   |
| South Dakota . . . . . | 67.9   | 50.4                           | 22.7                                     | 12.9              | *                      | 13.8   | 5.7                  | 3.2                    | 4.5                  | *  | *                               | *                   | *                    | *   | *   |
| Tennessee . . . . .    | 68.7   | 47.1                           | 22.2                                     | 5.5               | 5.8                    | 12.4   | 8.3                  | 1.7                    | 1.7                  | 7.9  | 5.3                             | 1.1                 | 0.3                  | 1.3   | *   |
| Texas . . . . .        | 55.0   | 37.1                           | 18.1                                     | 3.7               | 5.1                    | 10.4   | 6.4                  | 1.6                    | 1.9                  | 6.6  | 4.1                             | 0.8                 | 0.3                  | 0.7   | 0.2   |
| Utah . . . . .         | 51.9   | 28.2                           | 12.6                                     | 4.0               | 1.9                    | 14.1   | 8.0                  | 3.0                    | 2.5                  | 3.4  | 1.8                             | *                   | *                    | 6.1   | *   |
| Vermont . . . . .      | 53.2   | 37.5                           | 13.9                                     | 4.2               | 4.9                    | 11.7   | 6.9                  | *                      | *                    | *  | *                               | *                   | *                    | *   | *   |
| Virginia . . . . .     | 52.6   | 33.8                           | 13.0                                     | 4.6               | 4.8                    | 11.1   | 6.5                  | 2.2                    | 1.7                  | 7.1  | 3.8                             | 0.6                 | *                    | 0.6   | *   |
| Washington . . . . .   | 51.7   | 34.6                           | 12.0                                     | 7.9               | 6.3                    | 11.9   | 6.5                  | 2.1                    | 2.3                  | 3.3  | 1.8                             | 0.4                 | *                    | 1.8   | *   |
| West . . . . .         |  |                                |  |                   |                        |  |                      |                        |                      |  |                                 |                     |                      |   |   |
| Virginia . . . . .     | 70.3   | 46.3                           | 19.2                                     | 5.9               | 7.2                    | 15.9   | 10.8                 | 2.4                    | 1.7                  | 3.8  | 2.1                             | *                   | *                    | 4.1   | *   |
| Wisconsin . . . . .    | 55.6   | 38.8                           | 14.6                                     | 12.3              | 3.6                    | 11.8   | 5.9                  | 2.3                    | 3.0                  | 4.0  | 2.5                             | 0.4                 | *                    | 0.9   | *   |
| Wyoming . . . . .      | 76.4   | 55.1                           | 27.5                                     | 4.3               | 4.7                    | 16.8   | 12.4                 | *                      | *                    | *  | *                               | *                   | *                    | *   | *   |

\* Figure does not meet standard of reliability or precision; see "Technical Notes."

<sup>1</sup>Figures include September 11, 2001, related deaths for which death certificates were filed as of October 24, 2002; see "Technical Notes."

<sup>2</sup>ICD-10 codes for Motor vehicle traffic accidents are V02–V04[.1,.9], V09.2, V12–V14[.3–.9], V19[.4–.6], V20–V28[.3–.9], V29–V79[.4–.9], V80[.3–.5], V81.1, V82.1, V83–V86[.0–.3], V87[.0–.8], V89.2.

**Table 14. Age-adjusted death rates due to injury according to selected mechanisms and intent of death: United States, each State, and the District of Columbia, 2001**

[Age-adjusted rates per 100,000 U.S. standard population in each area. Figure(s) in brackets [ ] applies to the code or range of codes preceding it. For explanation of asterisks (\*) preceding cause-of-death codes, see "Technical Notes"]

| State                          | Intent and mechanism (Based on the <i>International Classification of Diseases, Tenth Revision, 1992</i> ) |                                |  |                   |                        |  |                      |                        |                      |   |                                 |                     |                      |   |   |
|--------------------------------|--|--------------------------------|--|-------------------|------------------------|--|----------------------|------------------------|----------------------|---|---------------------------------|---------------------|----------------------|---|---|
|                                | Unintentional  |                                |  |                   |                        | Suicide  |                      |                        |                      | Homicide  |                                 |                     |                      | Undetermined intent<br>(Y10-Y34,<br>Y87.2, Y89.9) | Legal<br>intervention/war<br>(Y35-Y36,<br>Y89[.0,.1]) |
|                                | All injury<br>(*U01-*U03,<br>V01-Y36,<br>Y85-Y87, Y89) <sup>1</sup>  | Total<br>(V01-X59,<br>Y85-Y86) | Motor<br>vehicle<br>traffic <sup>2</sup> | Fall<br>(W00-W19) | Poisoning<br>(X40-X49) | Total<br>(*U03,<br>X60-X84,<br>Y87.0) <sup>1</sup> | Firearm<br>(X72-X74) | Poisoning<br>(X60-X69) | Suffocation<br>(X70) | Total<br>(*U01-*U02,<br>X85-Y09,<br>Y87.1) <sup>1</sup> | Firearm<br>(*U01.4,<br>X93-X95) | Cut/pierce<br>(X99) | Suffocation<br>(X91) |   |   |
| United States . . . . .        | 55.1   | 35.7                           | 14.9                                     | 5.3               | 4.9                    | 10.7   | 5.9                  | 1.8                    | 2.2                  | 7.1   | 3.9                             | 0.7                 | 0.2                  | 1.5   | 0.2   |
| Alabama . . . . .              | 70.8   | 49.2                           | 22.5                                     | 2.9               | 4.5                    | 11.3   | 8.6                  | 1.1                    | 1.2                  | 9.5   | 6.8                             | 1.1                 | *                    | 0.7   | *   |
| Alaska . . . . .               | 83.7   | 60.4                           | 14.9                                     | 4.4               | 12.0                   | 15.9   | 10.3                 | *                      | *                    | 5.7   | 3.8                             | *                   | *                    | *   | *   |
| Arizona . . . . .              | 73.3   | 47.3                           | 18.9                                     | 9.0               | 9.0                    | 14.8   | 9.0                  | 2.2                    | 2.8                  | 9.3   | 6.2                             | 1.3                 | *                    | 1.6   | *   |
| Arkansas . . . . .             | 70.5   | 46.4                           | 23.7                                     | 4.8               | 2.0                    | 14.2   | 10.1                 | 1.6                    | 2.0                  | 6.9   | 4.2                             | 1.0                 | *                    | 2.7   | *   |
| California . . . . .           | 39.6   | 24.4                           | 11.1                                     | 4.0               | 3.0                    | 8.5  | 4.4                  | 0.9                    | 2.2                  | 6.2   | 4.4                             | 0.7                 | 0.2                  | 0.3   | 0.2   |
| Colorado . . . . .             | 64.2   | 41.5                           | 16.9                                     | 7.9               | 5.8                    | 16.5   | 9.1                  | 4.0                    | 2.7                  | 3.7   | 2.1                             | 0.6                 | *                    | 2.4   | *   |
| Connecticut . . . . .          | 44.0   | 29.5                           | 9.3                                      | 4.7               | 6.9                    | 8.2  | 3.3                  | 1.9                    | 2.1                  | 5.1   | 2.2                             | *                   | *                    | 1.3   | *   |
| Delaware . . . . .             | 55.7   | 36.3                           | 15.2                                     | 4.4               | 5.1                    | 13.3   | 6.5                  | 2.6                    | 2.7                  | 4.1   | *                               | *                   | *                    | *   | *   |
| District of Columbia . . . . . | 78.3   | 38.3                           | 9.2                                      | 7.3               | 15.3                   | 6.5  | 3.4                  | *                      | *                    | 31.3  | 21.9                            | 4.2                 | *                    | *   | *   |
| Florida . . . . .              | 61.0   | 40.5                           | 18.2                                     | 5.1               | 8.6                    | 13.5   | 6.8                  | 3.0                    | 2.6                  | 6.1   | 3.7                             | 0.7                 | 0.3                  | 0.8   | *   |
| Georgia . . . . .              | 64.1   | 43.6                           | 19.3                                     | 6.6               | 5.2                    | 11.4   | 7.8                  | 1.4                    | 1.7                  | 7.8   | 5.2                             | 0.5                 | 0.2                  | 1.1   | *   |
| Hawaii . . . . .               | 46.4   | 29.7                           | 9.8                                      | 5.9               | 3.5                    | 10.9   | 2.5                  | 1.9                    | 4.6                  | 2.8   | *                               | *                   | *                    | 2.8   | *   |
| Idaho . . . . .                | 65.3   | 44.0                           | 18.6                                     | 9.0               | 5.0                    | 16.3   | 10.6                 | 3.0                    | 2.2                  | 3.1   | 1.9                             | *                   | *                    | 1.7   | *   |
| Illinois . . . . .             | 51.5   | 32.7                           | 12.4                                     | 4.3               | 6.1                    | 9.1  | 4.1                  | 1.7                    | 2.5                  | 8.6   | 5.9                             | 0.7                 | 0.5                  | 1.0   | *   |
| Indiana . . . . .              | 56.5   | 35.7                           | 15.1                                     | 4.4               | 2.8                    | 11.7   | 6.7                  | 2.1                    | 2.3                  | 7.1   | 4.7                             | 0.5                 | 0.5                  | 1.8   | *   |
| Iowa . . . . .                 | 45.6   | 32.3                           | 14.3                                     | 6.2               | 1.9                    | 10.1   | 5.2                  | 2.2                    | 2.2                  | 2.1   | 0.8                             | *                   | *                    | 0.9   | *   |
| Kansas . . . . .               | 58.2   | 41.3                           | 19.1                                     | 6.4               | 4.2                    | 10.9   | 5.9                  | 2.0                    | 2.2                  | 5.3   | 3.4                             | *                   | *                    | *   | *   |
| Kentucky . . . . .             | 67.0   | 48.7                           | 19.9                                     | 4.4               | 7.3                    | 11.9   | 8.0                  | 1.6                    | 1.7                  | 5.3   | 3.3                             | 0.7                 | *                    | 0.9   | *   |
| Louisiana . . . . .            | 70.7   | 46.4                           | 21.5                                     | 3.8               | 4.9                    | 11.2   | 8.0                  | 1.2                    | 1.2                  | 11.9  | 8.8                             | 0.9                 | *                    | 1.0   | *   |
| Maine . . . . .                | 50.0   | 36.0                           | 14.4                                     | 6.0               | 4.8                    | 12.0   | 6.2                  | 2.3                    | 2.5                  | 1.6   | *                               | *                   | *                    | *   | *   |
| Maryland . . . . .             | 55.1   | 25.7                           | 13.0                                     | 4.2               | 1.1                    | 8.4  | 4.1                  | 1.4                    | 1.8                  | 10.4  | 6.8                             | 0.8                 | *                    | 10.6  | *   |
| Massachusetts . . . . .        | 41.4   | 22.0                           | 8.3                                      | 3.4               | 0.9                    | 6.5  | 1.6                  | 1.5                    | 2.3                  | 3.8   | 1.3                             | 0.6                 | *                    | 9.1   | *   |
| Michigan . . . . .             | 52.8   | 33.1                           | 13.7                                     | 5.2               | 3.4                    | 10.5   | 5.4                  | 2.0                    | 2.5                  | 6.9   | 5.0                             | 0.7                 | 0.2                  | 2.2   | *   |
| Minnesota . . . . .            | 48.5   | 35.2                           | 11.7                                     | 9.4               | 2.6                    | 9.6  | 4.8                  | 2.0                    | 1.9                  | 2.5   | 1.3                             | 0.4                 | *                    | 1.1   | *   |
| Mississippi . . . . .          | 80.6   | 55.6                           | 27.7                                     | 6.2               | 4.3                    | 11.7   | 8.5                  | 1.3                    | 1.4                  | 11.4  | 7.7                             | 1.4                 | *                    | 1.6   | *   |
| Missouri . . . . .             | 64.6   | 42.4                           | 19.0                                     | 7.2               | 4.4                    | 12.7   | 7.5                  | 2.2                    | 2.4                  | 7.8   | 4.9                             | 0.7                 | *                    | 1.6   | *   |
| Montana . . . . .              | 75.5   | 49.9                           | 23.0                                     | 11.1              | 3.9                    | 19.1   | 14.6                 | 2.5                    | *                    | 3.6   | 2.2                             | *                   | *                    | 2.7   | *   |
| Nebraska . . . . .             | 50.4   | 34.7                           | 14.6                                     | 6.7               | 2.3                    | 10.9   | 6.2                  | 1.9                    | 2.5                  | 2.6   | 1.2                             | *                   | *                    | 2.1   | *   |
| Nevada . . . . .               | 68.0   | 37.2                           | 15.6                                     | 4.2               | 8.1                    | 18.8   | 10.7                 | 4.1                    | 3.1                  | 8.4   | 5.2                             | 1.1                 | *                    | 2.9   | *   |
| New Hampshire . . . . .        | 46.3   | 29.9                           | 10.6                                     | 6.0               | 3.2                    | 13.1   | 6.2                  | 3.0                    | 2.8                  | 2.2   | *                               | *                   | *                    | *   | *   |
| New Jersey . . . . .           | 47.6   | 27.7                           | 8.8                                      | 3.0               | 6.7                    | 6.8  | 1.9                  | 1.8                    | 2.1                  | 12.2  | 2.3                             | 0.8                 | *                    | 0.8   | *   |
| New Mexico . . . . .           | 85.9   | 57.6                           | 22.9                                     | 9.9               | 12.5                   | 20.2   | 10.6                 | 3.8                    | 4.8                  | 7.1   | 3.7                             | *                   | *                    | *   | *   |
| New York . . . . .             | 47.4   | 25.6                           | 8.4                                      | 4.8               | 4.8                    | 6.5  | 2.3                  | 1.1                    | 1.7                  | 14.5  | 3.1                             | 1.0                 | 0.2                  | 0.8   | *   |
| North Carolina . . . . .       | 62.3   | 42.6                           | 19.6                                     | 5.5               | 5.5                    | 12.1   | 7.7                  | 2.3                    | 1.5                  | 7.1   | 5.0                             | 0.9                 | *                    | 0.3   | *   |
| North Dakota . . . . .         | 48.6   | 33.8                           | 17.1                                     | 6.9               | *                      | 12.7   | 6.5                  | *                      | *                    | *   | *                               | *                   | *                    | *   | *   |
| Ohio . . . . .                 | 49.4   | 33.3                           | 12.4                                     | 5.0               | 5.3                    | 10.6   | 5.8                  | 1.9                    | 2.2                  | 4.7   | 2.8                             | 0.4                 | *                    | 0.8   | *   |
| Oklahoma . . . . .             | 70.8   | 48.3                           | 20.2                                     | 5.3               | 6.6                    | 14.9   | 9.5                  | 2.5                    | 2.3                  | 6.0   | 3.6                             | 0.7                 | *                    | 0.8   | 0.9   |
| Oregon . . . . .               | 56.3   | 36.8                           | 13.7                                     | 5.4               | 4.3                    | 14.4   | 7.9                  | 2.5                    | 2.8                  | 2.9   | 1.3                             | 0.6                 | *                    | 2.0   | *   |
| Pennsylvania . . . . .         | 51.1   | 34.4                           | 12.0                                     | 4.7               | 6.7                    | 10.1   | 5.4                  | 1.5                    | 2.4                  | 5.7   | 3.7                             | 0.2                 | *                    | 0.8   | *   |
| Rhode Island . . . . .         | 45.1   | 25.1                           | 8.7                                      | 5.7               | *                      | 8.0  | 2.3                  | *                      | 3.2                  | 3.5   | 1.9                             | *                   | *                    | 8.5   | *   |

See footnotes at end of table.



**Table 14. Age-adjusted death rates due to injury according to selected mechanisms and intent of death: United States, each State, and the District of Columbia, 2001—Con.**

[Age-adjusted rates per 100,000 U.S. standard population in each area. Figure(s) in brackets [ ] applies to the code or range of codes preceding it. For explanation of asterisks (\*) preceding cause-of-death codes, see "Technical Notes"]

| State                    | Intent and mechanism (Based on the <i>International Classification of Diseases, Tenth Revision, 1992</i> ) |                                |  |                   |                        |  |                      |                        |                      |   |                                 |                     |                      |   |   |
|--------------------------|--|--------------------------------|--|-------------------|------------------------|--|----------------------|------------------------|----------------------|---|---------------------------------|---------------------|----------------------|---|---|
|                          | Unintentional  |                                |  |                   |                        | Suicide  |                      |                        |                      | Homicide  |                                 |                     |                      | Undetermined intent<br>(Y10–Y34,<br>Y87.2, Y89.9) | Legal<br>intervention/war<br>(Y35–Y36,<br>Y89[.0,.1]) |
|                          | All injury<br>(*U01–*U03,<br>V01–Y36,<br>Y85–Y87, Y89) <sup>1</sup>  | Total<br>(V01–X59,<br>Y85–Y86) | Motor<br>vehicle<br>traffic <sup>2</sup> | Fall<br>(W00–W19) | Poisoning<br>(X40–X49) | Total<br>(*U03,<br>X60–X84,<br>Y87.0) <sup>1</sup> | Firearm<br>(X72–X74) | Poisoning<br>(X60–X69) | Suffocation<br>(X70) | Total<br>(*U01–*U02,<br>X85–Y09,<br>Y87.1) <sup>1</sup> | Firearm<br>(*U01.4,<br>X93–X95) | Cut/pierce<br>(X99) | Suffocation<br>(X91) |   |   |
| South Carolina . . . . . | 69.3   | 48.7                           | 23.7                                     | 5.0               | 5.2                    | 11.3   | 7.6                  | 1.4                    | 1.7                  | 8.5   | 5.5                             | 0.5                 | *                    | 0.6   | *   |
| South Dakota . . . . .   | 64.6   | 47.0                           | 22.4                                     | 10.5              | *                      | 13.9   | 5.6                  | 3.1                    | 4.6                  | *   | *                               | *                   | *                    | *   | *   |
| Tennessee . . . . .      | 68.5   | 47.1                           | 22.0                                     | 5.7               | 5.8                    | 12.2   | 8.2                  | 1.7                    | 1.7                  | 7.8   | 5.3                             | 1.1                 | 0.3                  | 1.3   | *   |
| Texas . . . . .          | 57.8   | 39.5                           | 18.4                                     | 4.6               | 5.2                    | 10.9   | 6.8                  | 1.7                    | 1.8                  | 6.4   | 3.9                             | 0.8                 | 0.2                  | 0.7   | 0.2   |
| Utah . . . . .           | 58.1   | 32.3                           | 13.2                                     | 5.7               | 2.2                    | 15.4   | 8.9                  | 3.3                    | 2.5                  | 3.4   | 1.7                             | *                   | *                    | 6.8   | *   |
| Vermont . . . . .        | 51.7   | 36.4                           | 13.7                                     | 4.0               | 4.8                    | 11.3   | 6.6                  | *                      | *                    | *   | *                               | *                   | *                    | *   | *   |
| Virginia . . . . .       | 53.7   | 35.1                           | 13.1                                     | 5.1               | 4.6                    | 11.0   | 6.5                  | 2.1                    | 1.6                  | 6.9   | 3.7                             | 0.6                 | *                    | 0.5   | *   |
| Washington . . . . .     | 52.0   | 35.1                           | 12.1                                     | 8.4               | 6.1                    | 11.8   | 6.6                  | 2.0                    | 2.2                  | 3.2   | 1.8                             | 0.3                 | *                    | 1.8   | *   |
| West Virginia . . . . .  | 67.7   | 44.6                           | 19.1                                     | 5.1               | 7.3                    | 15.0   | 10.1                 | 2.3                    | 1.7                  | 3.7   | 2.1                             | *                   | *                    | 4.1   | *   |
| Wisconsin . . . . .      | 53.9   | 37.3                           | 14.5                                     | 11.2              | 3.6                    | 11.7   | 5.8                  | 2.2                    | 3.0                  | 3.9   | 2.5                             | 0.4                 | *                    | 0.9   | *   |
| Wyoming . . . . .        | 76.3   | 55.4                           | 27.1                                     | 4.5               | 4.7                    | 16.4   | 12.0                 | *                      | *                    | *   | *                               | *                   | *                    | *   | *   |

\* Figure does not meet standard of reliability or precision; see "Technical Notes."

<sup>1</sup> Figures include September 11, 2001, related deaths for which death certificates were filed as of October 24, 2002; see "Technical Notes."

<sup>2</sup> ICD-10 codes for Motor vehicle traffic accidents are V02–V04[.1,.9], V09.2, V12–V14[.3–.9], V19[.4–.6], V20–V28[.3–.9], V29–V79[.4–.9], V80[.3–.5], V81.1, V82.1, V83–V86[.0–.3], V87[.0–.8], V89.2.

**Table 15. Total number of injury deaths by mechanism and intent of death and number of deaths with any mention of specified nature of injury according to mechanism and intent of death: United States, 2001**

[Figure(s) in brackets [ ] applies to the code or range of codes preceding it. For explanation of asterisks (\*) preceding cause-of-death codes, see "Technical Notes"]

| Mechanism and intent of death<br>(Based on the <i>International<br/>Classification of Diseases,<br/>Tenth Revision, 1992</i> ) | Nature of injury (Based on the <i>International Classification of Diseases, Tenth Revision, 1992</i> ) |                   |                   |                     |  |                                 |                                 |                                |   |                              |   |                                      |  |                       |                     |  |                       |
|--|--|-------------------|-------------------|---------------------|--|---------------------------------|---------------------------------|--------------------------------|---|------------------------------|---|--------------------------------------|--|-----------------------|---------------------|--|-----------------------|
|  | Trauma   |                   |                   |                     |  |                                 |                                 |                                |   |                              | Foreign<br>body<br>entering<br>through<br>natural<br>orifice<br>(T15–T19) | Burns and<br>corrosions<br>(T20–T32) | Poisoning<br>and toxic<br>effects<br>(T36–T65) | Asphyxiation<br>(T71) | Drowning<br>(T75.1) | Other<br>effects of<br>external<br>causes <sup>4</sup> | Sequelae<br>(T90–T98) |
|  | Total<br>number<br>of deaths   | Head<br>(S00–S09) | Neck<br>(S10–S19) | Thorax<br>(S20–S29) | Abdomen,<br>lower back,<br>lumbar,<br>spine and<br>pelvis<br>(S30–S39) | Upper<br>extremity <sup>1</sup> | Lower<br>extremity <sup>2</sup> | Multiple<br>sites <sup>3</sup> | Other<br>injuries to<br>spine and<br>trunk<br>(T08–T09) | Unspecified<br>site<br>(T14) |   |                                      |  |                       |                     |  |                       |
| All injury . . . . . (*U01–*U03,<br>V01–Y36,Y85–Y87,Y89) <sup>5</sup>  | 157,078  | 50,283            | 7,615             | 18,386              | 7,433  | 1,897                           | 8,908                           | 21,748                         | 5,057   | 21,083                       | 4,655   | 2,785                                | 25,807   | 9,898                 | 4,967               | 2,098  | 2,254                 |
| Unintentional. . . . . (V01–<br>X59,Y85–Y86)   | 101,537  | 29,621            | 5,559             | 10,743              | 5,175  | 916                             | 8,562                           | 16,969                         | 3,426   | 11,029                       | 4,541   | 2,432                                | 17,138   | 2,584                 | 4,271               | 1,783  | 1,880                 |
| Suicide . . . . . (*U03,<br>X60–X84,Y87.0) <sup>5</sup>  | 30,622   | 13,849            | 564               | 2,487               | 471  | 301                             | 50                              | 688                            | 279   | 4,099                        | 36  | 148                                  | 5,401  | 6,258                 | 372                 | 53   | 90                    |
| Homicide . . . . . (*U01–*U02,<br>X85–Y09,Y87.1) <sup>5</sup>  | 20,308   | 6,271             | 1,427             | 4,931               | 1,666  | 647                             | 276                             | 3,896                          | 1,277   | 5,781                        | 55  | 151                                  | 241  | 906                   | 78                  | 207  | 206                   |
| Undetermined . . . . . (Y10–<br>Y34,Y87.2,Y89.9)   | 4,198  | 473               | 48                | 101                 | 70   | 15                              | 14                              | 105                            | 46  | 140                          | 23  | 54                                   | 2,989  | 148                   | 245                 | 53   | 57                    |
| Legal intervention/<br>war . . . . . (Y35–Y36,<br>Y89[.0,.1])  | 413  | 69                | 17                | 124                 | 51   | 18                              | 6                               | 90                             | 29  | 34                           | –   | –                                    | 38   | 2                     | 1                   | 2  | 21                    |
| Cut/pierce . . . . . (W25–W29,<br>W45,X78,X99,Y28,Y35.4)   | 2,532  | 184               | 509               | 1,110               | 280  | 269                             | 57                              | 578                            | 157   | 1,705                        | 8   | 12                                   | 16   | 43                    | 4                   | 3  | 1                     |
| Unintentional. . . . . (W25–<br>W29,W45)   | 85   | 9                 | 8                 | 13                  | 7  | 13                              | 6                               | 5                              | 2   | 28                           | 3   | 5                                    | 2  | 9                     | 2                   | –  | –                     |
| Suicide . . . . . (X78)  | 458  | 7                 | 106               | 114                 | 44   | 170                             | 19                              | 42                             | 6   | 234                          | 1   | 1                                    | 12   | 1                     | 2                   | 1  | –                     |
| Homicide . . . . . (X99)   | 1,971  | 168               | 392               | 976                 | 226  | 81                              | 31                              | 531                            | 148   | 1,435                        | 4   | 6                                    | 2  | 33                    | –                   | 2  | 1                     |
| Undetermined . . . . . (Y28)   | 18   | –                 | 3                 | 7                   | 3  | 5                               | 1                               | –                              | 1   | 8                            | –   | –                                    | –  | –                     | –                   | –  | –                     |
| Legal intervention/<br>war . . . . . (Y35.4)   | –  | –                 | –                 | –                   | –  | –                               | –                               | –                              | –   | –                            | –   | –                                    | –  | –                     | –                   | –  | –                     |
| Drowning. . . . . (W65–W74,<br>X71,X92,Y21)  | 3,923  | 94                | 34                | 12                  | 9  | 7                               | 4                               | 13                             | 17  | 38                           | 5   | 5                                    | 91   | 33                    | 3,860               | 57   | 11                    |
| Unintentional. . . . . (W65–<br>W74)   | 3,281  | 68                | 26                | 3                   | –  | –                               | 2                               | 3                              | 9   | 15                           | 5   | 3                                    | 61   | 22                    | 3,242               | 40   | 10                    |
| Suicide . . . . . (X71)  | 339  | 7                 | 6                 | 7                   | 5  | 6                               | 2                               | 7                              | 4   | 21                           | –   | –                                    | 19   | 4                     | 322                 | 10   | 1                     |
| Homicide . . . . . (X92)   | 68   | 10                | –                 | 1                   | –  | 1                               | –                               | 1                              | –   | 1                            | –   | 1                                    | –  | 5                     | 63                  | 1  | –                     |
| Undetermined . . . . . (Y21)   | 235  | 9                 | 2                 | 1                   | 4  | –                               | –                               | 2                              | 4   | 1                            | –   | 1                                    | 11   | 2                     | 233                 | 6  | –                     |
| Fall . . . . . (W00–W19,<br>X80,Y01,Y30)   | 15,764   | 7,968             | 933               | 943                 | 803  | 347                             | 4,205                           | 923                            | 510   | 1,482                        | 80  | 7                                    | 45   | 100                   | 71                  | 81   | 127                   |
| Unintentional. . . . . (W00–<br>W19)   | 15,019   | 7,754             | 898               | 850                 | 718  | 342                             | 4,197                           | 542                            | 391   | 1,303                        | 79  | 7                                    | 40   | 94                    | 38                  | 78   | 124                   |
| Suicide . . . . . (X80)  | 651  | 175               | 26                | 84                  | 76   | 5                               | 7                               | 353                            | 111   | 168                          | –   | –                                    | –  | 4                     | 29                  | 1  | 2                     |
| Homicide . . . . . (Y01)   | 17   | 10                | 3                 | 2                   | –  | –                               | –                               | 5                              | 1   | 1                            | –   | –                                    | –  | 1                     | –                   | –  | 1                     |
| Undetermined . . . . . (Y30)   | 77   | 29                | 6                 | 7                   | 9  | –                               | 1                               | 23                             | 7   | 10                           | 1   | –                                    | 5  | 1                     | 4                   | 2  | –                     |
| Fire/hot object or<br>substance . . . . . (*U01.3, X00–<br>X19,X76–X77,X97– X98,<br>Y26–Y27,Y36.3) <sup>6</sup>                | 3,796  | 25                | 4                 | 9                   | 3  | 2                               | 6                               | 6                              | 6   | 79                           | 1   | 1,838                                | 2,624  | 19                    | 2                   | 10   | 2                     |

See footnotes at end of table.

**Table 15. Total number of injury deaths by mechanism and intent of death and number of deaths with any mention of specified nature of injury according to mechanism and intent of death: United States, 2001—Con.**

[Figure(s) in brackets [ ] applies to the code or range of codes preceding it. For explanation of asterisks (\*) preceding cause-of-death codes, see "Technical Notes"]

|  |                        | Nature of injury (Based on the <i>International Classification of Diseases, Tenth Revision, 1992</i> ) |                |                  |   |                              |                              |                             |   |                        |   |                                |                                       |                    |                  |   |                    |  |
|--|------------------------|--|----------------|------------------|---|------------------------------|------------------------------|-----------------------------|---|------------------------|---|--------------------------------|---------------------------------------|--------------------|------------------|---|--------------------|--|
|  |                        | Trauma   |                |                  |   |                              |                              |                             |   |                        |   | Other                          |                                       |                    |                  |   |                    |  |
| Mechanism and intent of death<br>(Based on the <i>International Classification of Diseases, Tenth Revision, 1992</i> ) | Total number of deaths | Head (S00–S09)   | Neck (S10–S19) | Thorax (S20–S29) | Abdomen, lower back, lumbar, spine and pelvis (S30–S39) | Upper extremity <sup>1</sup> | Lower extremity <sup>2</sup> | Multiple sites <sup>3</sup> | Other injuries to spine and trunk (T08–T09) | Unspecified site (T14) | Foreign body entering through natural orifice (T15–T19) | Burns and corrosions (T20–T32) | Poisoning and toxic effects (T36–T65) | Asphyxiation (T71) | Drowning (T75.1) | Other effects of external causes <sup>4</sup> | Sequelae (T90–T98) |  |
| Unintentional. . . . (X00–X19)   | 3,423                  | 15   | 3              | 5                | 3   | 2                            | 6                            | 4                           | 4   | 70                     | 1   | 1,609                          | 2,415                                 | 15                 | 2                | 8   | 2                  |  |
| Suicide . . . . (X76–X77)  | 148                    | 2  | –              | 1                | –   | –                            | –                            | –                           | –   | 3                      | –   | 114                            | 59                                    | 1                  | –                | –   | –                  |  |
| Homicide . . . . (*U01.3, X97–X98)   | 148                    | 8  | 1              | 2                | –   | –                            | –                            | 2                           | 2   | 6                      | –   | 72                             | 99                                    | 3                  | –                | –   | –                  |  |
| Undetermined . . . (Y26–Y27)   | 77                     | –  | –              | 1                | –   | –                            | –                            | –                           | –   | –                      | –   | 43                             | 51                                    | –                  | –                | 2   | –                  |  |
| Legal intervention/<br>war . . . . . (Y36.3)   | –                      | –  | –              | –                | –   | –                            | –                            | –                           | –   | –                      | –   | –                              | –                                     | –                  | –                | –   | –                  |  |
| Fire/flame . . . . (X00–X09, X76, X97, Y26)  | 3,673                  | 24   | 3              | 9                | 2   | 2                            | 5                            | 5                           | 5   | 77                     | 1   | 1,723                          | 2,620                                 | 19                 | 1                | 7   | 2                  |  |
| Unintentional (X00–X09)  | 3,309                  | 14   | 2              | 5                | 2   | 2                            | 5                            | 4                           | 4   | 69                     | 1   | 1,502                          | 2,411                                 | 15                 | 1                | 5   | 2                  |  |
| Suicide . . . . . (X76)  | 147                    | 2  | –              | 1                | –   | –                            | –                            | –                           | –   | 3                      | –   | 113                            | 59                                    | 1                  | –                | –   | –                  |  |
| Homicide . . . . . (X97)   | 141                    | 8  | 1              | 2                | –   | –                            | –                            | 1                           | 1   | 5                      | –   | 66                             | 99                                    | 3                  | –                | –   | –                  |  |
| Undetermined . . . (Y26)   | 76                     | –  | –              | 1                | –   | –                            | –                            | –                           | –   | –                      | –   | 42                             | 51                                    | –                  | –                | 2   | –                  |  |
| Hot object/<br>substance . . . (X10–X19, X77, X98, Y27)  | 123                    | 1  | 1              | –                | 1   | –                            | 1                            | 1                           | 1   | 2                      | –   | 115                            | 4                                     | –                  | 1                | 3   | –                  |  |
| Unintentional (X10–X19)  | 114                    | 1  | 1              | –                | 1   | –                            | 1                            | –                           | –   | 1                      | –   | 107                            | 4                                     | –                  | 1                | 3   | –                  |  |
| Suicide . . . . . (X77)  | 1                      | –  | –              | –                | –   | –                            | –                            | –                           | –   | –                      | –   | 1                              | –                                     | –                  | –                | –   | –                  |  |
| Homicide . . . . . (X98)   | 7                      | –  | –              | –                | –   | –                            | –                            | 1                           | 1   | 1                      | –   | 6                              | –                                     | –                  | –                | –   | –                  |  |
| Undetermined . . . (Y27)   | 1                      | –  | –              | –                | –   | –                            | –                            | –                           | –   | –                      | –   | 1                              | –                                     | –                  | –                | –   | –                  |  |
| Firearm. . (*U01.4, W32–W34, X72–X74, X93–X95, Y22–Y24, Y35.0)   | 29,573                 | 18,148   | 1,035          | 6,206            | 1,688   | 603                          | 259                          | 2,824                       | 973   | 4,706                  | 22  | 18                             | 40                                    | 28                 | 4                | 7   | 14                 |  |
| Unintentional. . . (W32–W34)   | 802                    | 442  | 41             | 172              | 77  | 10                           | 25                           | 15                          | 15  | 113                    | –   | 1                              | 1                                     | 4                  | –                | 2   | 1                  |  |
| Suicide . . . . (X72–X74)  | 16,869                 | 13,470   | 290            | 2,218            | 302   | 32                           | 9                            | 39                          | 113   | 3,449                  | 10  | 4                              | 27                                    | 14                 | 2                | 3   | 5                  |  |
| Homicide . . . . (*U01.4, X93–X95)   | 11,348                 | 4,005  | 683            | 3,648            | 1,246   | 538                          | 219                          | 2,676                       | 814   | 1,073                  | 12  | 13                             | 9                                     | 10                 | 1                | 1   | 4                  |  |
| Undetermined . . . (Y22–Y24)   | 231                    | 163  | 4              | 45               | 12  | 5                            | –                            | 4                           | 3   | 42                     | –   | –                              | 1                                     | –                  | 1                | 1   | 1                  |  |
| Legal intervention/<br>war . . . . . (Y35.0)   | 323                    | 68   | 17             | 123              | 51  | 18                           | 6                            | 90                          | 28  | 29                     | –   | –                              | 2                                     | –                  | –                | –   | 3                  |  |
| Machinery . . . . . (W24, W30–W31) <sup>6</sup>  | 648                    | 183  | 55             | 192              | 69  | 11                           | 17                           | 101                         | 26  | 154                    | 3   | 7                              | 4                                     | 114                | 6                | 8   | 2                  |  |
| All transport . . (*U01.1, V01–V99, X82, Y03, Y32, Y36.1) <sup>5</sup>   | 49,827                 | 18,625   | 4,146          | 8,754            | 3,474   | 325                          | 848                          | 16,172                      | 2,863                                       | 11,090                 | 76  | 640                            | 435                                   | 617                | 909              | 86  | 102                |  |
| Unintentional. . . (V01–V99)   | 46,706                 | 18,333   | 4,131          | 8,705            | 3,460   | 324                          | 845                          | 15,855                      | 2,646                                       | 8,469                  | 71  | 602                            | 388                                   | 607                | 904              | 84  | 102                |  |

See footnotes at end of table.

**Table 15. Total number of injury deaths by mechanism and intent of death and number of deaths with any mention of specified nature of injury according to mechanism and intent of death: United States, 2001—Con.**

[Figure(s) in brackets [ ] applies to the code or range of codes preceding it. For explanation of asterisks (\*) preceding cause-of-death codes, see "Technical Notes"]

| Mechanism and intent of death<br>(Based on the <i>International<br/>Classification of Diseases,<br/>Tenth Revision, 1992</i> )   | Nature of injury (Based on the <i>International Classification of Diseases, Tenth Revision, 1992</i> ) |                   |                   |                     |  |                                 |                                 |                                |   |                              |   |                                      |  |                       |                     |  |                       |
|--|--|-------------------|-------------------|---------------------|--|---------------------------------|---------------------------------|--------------------------------|---|------------------------------|---|--------------------------------------|--|-----------------------|---------------------|--|-----------------------|
|  | Total<br>number<br>of deaths   | Trauma            |                   |                     |  |                                 |                                 |                                |   |                              | Foreign<br>body<br>entering<br>through<br>natural<br>orifice<br>(T15–T19) | Burns and<br>corrosions<br>(T20–T32) | Poisoning<br>and toxic<br>effects<br>(T36–T65) | Asphyxiation<br>(T71) | Drowning<br>(T75.1) | Other<br>effects of<br>external<br>causes <sup>4</sup> | Sequelae<br>(T90–T98) |
|  |  | Head<br>(S00–S09) | Neck<br>(S10–S19) | Thorax<br>(S20–S29) | Abdomen,<br>lower back,<br>lumbar,<br>spine and<br>pelvis<br>(S30–S39) | Upper<br>extremity <sup>1</sup> | Lower<br>extremity <sup>2</sup> | Multiple<br>sites <sup>3</sup> | Other<br>injuries to<br>spine and<br>trunk<br>(T08–T09) | Unspecified<br>site<br>(T14) |   |                                      |  |                       |                     |  |                       |
| Suicide . . . . . (X82)  | 91   | 26                | 5                 | 20                  | 6  | –                               | –                               | 36                             | 4   | 16                           | –   | 2                                    | 4  | –                     | 5                   | –  | –                     |
| Homicide . . . . . (*U01.1,<br>Y03) <sup>5</sup>   | 3,008  | 257               | 10                | 25                  | 7  | 1                               | 3                               | 272                            | 213   | 2,601                        | 5   | 36                                   | 40   | 10                    | –                   | 1  | –                     |
| Undetermined . . . (Y32)   | 22   | 9                 | –                 | 4                   | 1  | –                               | –                               | 9                              | –   | 4                            | –   | –                                    | 3  | –                     | –                   | 1  | –                     |
| Legal intervention/<br>war . . . . . (Y36.1)   | –  | –                 | –                 | –                   | –  | –                               | –                               | –                              | –   | –                            | –   | –                                    | –  | –                     | –                   | –  | –                     |
| Motor Vehicle  |  |                   |                   |                     |  |                                 |                                 |                                |   |                              |   |                                      |  |                       |                     |  |                       |
| Traffic . . (V02–V04[.1,.9],<br>V09.2,V12–V14[.3–.9],V19<br>[.4–.6],V20–V28[.3–.9],<br>V29–V79[.4–.9],V80[.3–.5],<br>V81.1,V82.1,V83–V86[.0–.3],<br>V87[.0–.8],V89.2) <sup>7</sup> | 42,443   | 16,894            | 3,863             | 8,161               | 3,210  | 302                             | 773                             | 14,562                         | 2,351   | 7,608                        | 65  | 524                                  | 342  | 497                   | 397                 | 35   | 95                    |
| Occupant . . . (V30–V79<br>[.4–.9],V83–V86[.0–.3]) <sup>7</sup>  | 19,270   | 7,716             | 1,882             | 4,024               | 1,435  | 140                             | 320                             | 6,125                          | 1,041   | 3,524                        | 31  | 302                                  | 176  | 301                   | 256                 | 17   | 31                    |
| Motorcyclist . . (V20–V28<br>[.3–.9],V29[.4–.9]) <sup>7</sup>  | 2,976  | 1,305             | 257               | 507                 | 214  | 31                              | 64                              | 1,064                          | 184   | 513                          | 2   | 1                                    | 2  | 9                     | 2                   | 1  | 7                     |
| Pedal cyclist . . . (V12–<br>V14[.3–.9],V19[.4–.6]) <sup>7</sup>   | 585  | 293               | 47                | 51                  | 28   | 8                               | 15                              | 231                            | 20  | 92                           | 2   | –                                    | 1  | 1                     | –                   | –  | 2                     |
| Pedestrian . . . (V02–V04<br>[.1,.9],V09.2) <sup>7</sup>   | 4,822  | 1,820             | 333               | 588                 | 389  | 28                              | 139                             | 2,176                          | 349   | 965                          | 3   | 1                                    | 6  | 23                    | –                   | 1  | 10                    |
| Other . . . . . (V80[.3–.5],<br>V81.1,V82.1) <sup>7</sup>  | 15   | 9                 | 1                 | 1                   | 1  | –                               | –                               | 2                              | –   | 3                            | –   | –                                    | –  | –                     | –                   | –  | –                     |
| Unspecified . . . . . (V87<br>[.0–.8],V89.2) <sup>7</sup>  | 14,775   | 5,751             | 1,343             | 2,990               | 1,143  | 95                              | 235                             | 4,964                          | 757   | 2,511                        | 27  | 220                                  | 157  | 163                   | 139                 | 16   | 45                    |
| Pedal cyclist, other . . (V10–<br>V11,V12–V14[.0–.2],V15–<br>V18,V19[.0–.3,8,9]) <sup>7</sup>  | 207  | 136               | 20                | 19                  | 11   | 1                               | 6                               | 34                             | 10  | 32                           | 2   | –                                    | 2  | 1                     | –                   | –  | –                     |
| Pedestrian, other . . . (V01,<br>V02–V04[.0],V05,V06,<br>V09[.0,1,3,9]) <sup>7</sup>   | 1,249  | 459               | 69                | 157                 | 97   | 9                               | 35                              | 541                            | 114   | 256                          | 1   | 1                                    | 2  | 25                    | 3                   | 3  | 3                     |
| Other land transport . . (V20–<br>V28[.0–.2],V29–V79[.0,3],<br>V80[.0–.2,6–.9],V81–V82<br>[.0,2–.9],V83–V86[.4–.9],<br>V87.9,V88[.0–.9],V89[.0,1,<br>.3,9],X82,Y03,Y32)            | 1,493  | 611               | 144               | 297                 | 99   | 10                              | 25                              | 326                            | 60  | 237                          | 1   | 20                                   | 28   | 79                    | 62                  | 11   | 4                     |

See footnotes at end of table.

**Table 15. Total number of injury deaths by mechanism and intent of death and number of deaths with any mention of specified nature of injury according to mechanism and intent of death: United States, 2001—Con.**

[Figure(s) in brackets [ ] applies to the code or range of codes preceding it. For explanation of asterisks (\*) preceding cause-of-death codes, see "Technical Notes"]

| Mechanism and intent of death<br>(Based on the <i>International<br/>Classification of Diseases,<br/>Tenth Revision, 1992</i> )                                 | Nature of injury (Based on the <i>International Classification of Diseases, Tenth Revision, 1992</i> ) |                   |                   |                     |  |                                 |                                 |                                |   |                              |   |                                      |  |                       |                     |   |    |
|--|--|-------------------|-------------------|---------------------|--|---------------------------------|---------------------------------|--------------------------------|---|------------------------------|---|--------------------------------------|--|-----------------------|---------------------|---|----|
|  | Trauma   |                   |                   |                     |  |                                 |                                 |                                |   |                              | Foreign<br>body<br>entering<br>through<br>natural<br>orifice<br>(T15–T19) | Burns and<br>corrosions<br>(T20–T32) | Poisoning<br>and toxic<br>effects<br>(T36–T65) | Asphyxiation<br>(T71) | Drowning<br>(T75.1) | Other<br>effects of<br>external<br>causes <sup>4</sup><br>(T90–T98) |    |
|  | Total<br>number<br>of deaths   | Head<br>(S00–S09) | Neck<br>(S10–S19) | Thorax<br>(S20–S29) | Abdomen,<br>lower back,<br>lumbar,<br>spine and<br>pelvis<br>(S30–S39) | Upper<br>extremity <sup>1</sup> | Lower<br>extremity <sup>2</sup> | Multiple<br>sites <sup>3</sup> | Other<br>injuries to<br>spine and<br>trunk<br>(T08–T09) | Unspecified<br>site<br>(T14) |   |                                      |  |                       |                     |   |    |
| Unintentional. . . . (V20–<br>V28[.0–.2],V29–V79[.0–.3],<br>V80[.0–.2,.6–.9],V81–V82<br>[.0,.2–.9],V83–V86[.4–.9],<br>V87.9, V88[.0–.9],V89<br>[.0,.1,.3,.9] ) | 1,294  | 540               | 132               | 253                 | 85   | 9                               | 24                              | 253                            | 47  | 199                          | 1   | 17                                   | 20   | 77                    | 57                  | 9   | 4  |
| Suicide . . . . . (X82)  | 91   | 26                | 5                 | 20                  | 6  | –                               | –                               | 36                             | 4   | 16                           | –   | 2                                    | 4  | –                     | 5                   | –   | –  |
| Homicide . . . . . (Y03)   | 86   | 36                | 7                 | 20                  | 7  | 1                               | 1                               | 28                             | 9   | 18                           | –   | 1                                    | 1  | 2                     | –                   | 1   | –  |
| Undetermined . . . (Y32)   | 22   | 9                 | –                 | 4                   | 1  | –                               | –                               | 9                              | –   | 4                            | –   | –                                    | 3  | –                     | –                   | 1   | –  |
| Other transport. . . (*U01.1,<br>V90–V99,Y36.1) <sup>5</sup>   | 4,435  | 525               | 50                | 120                 | 57   | 3                               | 9                               | 709                            | 328   | 2,957                        | 7   | 95                                   | 61   | 15                    | 447                 | 37  | –  |
| Unintentional. . . . (V90–<br>V99)   | 1,513  | 304               | 47                | 115                 | 57   | 3                               | 7                               | 465                            | 124   | 374                          | 2   | 60                                   | 22   | 7                     | 447                 | 37  | –  |
| Homicide . . . . (*U01.1) <sup>5</sup>   | 2,922  | 221               | 3                 | 5                   | –  | –                               | 2                               | 244                            | 204   | 2,583                        | 5   | 35                                   | 39   | 8                     | –                   | –   | –  |
| Legal intervention/<br>war . . . . . (Y36.1)   | –  | –                 | –                 | –                   | –  | –                               | –                               | –                              | –   | –                            | –   | –                                    | –  | –                     | –                   | –   | –  |
| Natural/environmental . . . (W42–<br>W43,W53–W64,W92–W99,<br>X20– X39,X51–X57) <sup>7</sup>  | 1,427  | 67                | 25                | 34                  | 23   | 5                               | 22                              | 38                             | 10  | 57                           | 2   | 5                                    | 73   | 24                    | 47                  | 1,079   | 6  |
| Overexertion . . . . . (X50) <sup>7</sup>  | 8  | –                 | –                 | 1                   | 2  | 1                               | –                               | –                              | 1   | 1                            | –   | –                                    | –  | –                     | –                   | 3   | –  |
| Poisoning . . . (*U01[.6–.7],X40–<br>X49,X60–X69,X85–X90,<br>Y10–Y19, Y35.2)   | 22,242   | 102               | 10                | 13                  | 27   | 31                              | 9                               | 11                             | 12  | 46                           | 143   | 96                                   | 22,212   | 101                   | 30                  | 53  | 34 |
| Unintentional . . . . (X40–<br>X49)  | 14,078   | 86                | 4                 | 10                  | 17   | 5                               | 7                               | 4                              | 7   | 21                           | 112   | 69                                   | 14,058   | 55                    | 17                  | 29  | 20 |
| Suicide . . . . . (X60–X69)  | 5,191  | 6                 | 3                 | 1                   | 3  | 26                              | 2                               | 5                              | 2   | 18                           | 15  | 20                                   | 5,187  | 35                    | 8                   | 14  | 7  |
| Homicide . . . (*U01[.6–.7],<br>X85–X90)   | 64   | 1                 | –                 | 1                   | –  | –                               | –                               | –                              | –   | 1                            | 1   | 3                                    | 62   | 2                     | –                   | –   | 1  |
| Undetermined. . . . (Y10–<br>Y19)  | 2,909  | 9                 | 3                 | 1                   | 7  | –                               | –                               | 2                              | 3   | 6                            | 15  | 4                                    | 2,905  | 9                     | 5                   | 10  | 6  |
| Legal intervention/<br>war . . . . . (Y35.2)   | –  | –                 | –                 | –                   | –  | –                               | –                               | –                              | –   | –                            | –   | –                                    | –  | –                     | –                   | –   | –  |
| Struck by or against . . . (W20–<br>W22,W50–W52,X79,Y00,<br>Y04, Y29,Y35.3)  | 1,244  | 662               | 82                | 234                 | 88   | 10                              | 36                              | 125                            | 59  | 258                          | –   | 1                                    | 2  | 180                   | 4                   | 3   | 5  |
| Unintentional . . . . (W20–<br>W22,W50–W52)  | 898  | 399               | 53                | 205                 | 70   | 9                               | 34                              | 100                            | 45  | 188                          | –   | 1                                    | 1  | 154                   | 2                   | 3   | 3  |
| Suicide . . . . . (X79)  | 2  | 2                 | –                 | –                   | –  | –                               | –                               | –                              | –   | 1                            | –   | –                                    | –  | –                     | –                   | –   | –  |
| Homicide . . . . . (Y00,Y04)   | 341  | 259               | 29                | 28                  | 18   | 1                               | 2                               | 25                             | 14  | 68                           | –   | –                                    | 1  | 26                    | 2                   | –   | 2  |
| Undetermined. . . . (Y29)  | 3  | 2                 | –                 | 1                   | –  | –                               | –                               | –                              | –   | 1                            | –   | –                                    | –  | –                     | –                   | –   | –  |

See footnotes at end of table.

**Table 15. Total number of injury deaths by mechanism and intent of death and number of deaths with any mention of specified nature of injury according to mechanism and intent of death: United States, 2001—Con.**

[Figure(s) in brackets [ ] applies to the code or range of codes preceding it. For explanation of asterisks (\*) preceding cause-of-death codes, see "Technical Notes"]

| Mechanism and intent of death<br>(Based on the <i>International<br/>Classification of Diseases,<br/>Tenth Revision, 1992</i> )   | Nature of injury (Based on the <i>International Classification of Diseases, Tenth Revision, 1992</i> ) |                   |                   |                     |  |                                 |                                 |                                |   |                              |       |   |                                      |  |                       |                     |  |                       |
|--|--|-------------------|-------------------|---------------------|--|---------------------------------|---------------------------------|--------------------------------|---|------------------------------|-------|---|--------------------------------------|--|-----------------------|---------------------|--|-----------------------|
|  | Trauma   |                   |                   |                     |  |                                 |                                 |                                |   |                              |       | Foreign<br>body<br>entering<br>through<br>natural<br>orifice<br>(T15–T19) | Burns and<br>corrosions<br>(T20–T32) | Poisoning<br>and toxic<br>effects<br>(T36–T65) | Asphyxiation<br>(T71) | Drowning<br>(T75.1) | Other<br>effects of<br>external<br>causes <sup>4</sup> | Sequelae<br>(T90–T98) |
|  | Total<br>number<br>of deaths   | Head<br>(S00–S09) | Neck<br>(S10–S19) | Thorax<br>(S20–S29) | Abdomen,<br>lower back,<br>lumbar,<br>spine and<br>pelvis<br>(S30–S39) | Upper<br>extremity <sup>1</sup> | Lower<br>extremity <sup>2</sup> | Multiple<br>sites <sup>3</sup> | Other<br>injuries to<br>spine and<br>trunk<br>(T08–T09) | Unspecified<br>site<br>(T14) |       |   |                                      |  |                       |                     |  |                       |
| Legal intervention/<br>war . . . . . (Y35.3)   | –  | –                 | –                 | –                   | –  | –                               | –                               | –                              | –   | –                            | –     | –   | –                                    | –  | –                     | –                   | –  | –                     |
| Suffocation. . . . (W75–W84,<br>X70,X91,Y20)   | 12,574   | 169               | 169               | 99                  | 165  | 21                              | 44                              | 25                             | 21  | 119                          | 4,183 | 3   | 151                                  | 8,402  | 9                     | 5                   | 30   |                       |
| Unintentional. . . (W75–<br>W84)   | 5,555  | 81                | 48                | 67                  | 153  | 9                               | 42                              | 9                              | 16  | 45                           | 4,159 | –   | 57                                   | 1,409  | 6                     | 2                   | 26   |                       |
| Suicide . . . . . (X70)  | 6,198  | 10                | 74                | 3                   | 1  | 11                              | 1                               | 3                              | 2   | 33                           | 7     | 1   | 76                                   | 6,187  | 1                     | 1                   | 4  |                       |
| Homicide . . . . . (X91)   | 690  | 76                | 46                | 28                  | 11   | 1                               | 1                               | 12                             | 2   | 37                           | 14    | 2   | 12                                   | 679  | 2                     | 2                   | –  |                       |
| Undetermined . . . (Y20)   | 131  | 2                 | 1                 | 1                   | –  | –                               | –                               | 1                              | 1   | 4                            | 3     | –   | 6                                    | 127  | –                     | –                   | –  |                       |
| Other specified,<br>classifiable . . (*U01[0,.2,.5],<br>*U03.0,W23,W35–W41,W44,<br>W49,W85–W91,X75,X81,<br>X96,Y02,Y05–Y07,Y25,Y31,<br>Y35[.1,.5], Y36[0,.2,.4–<br>.8],Y85) <sup>5</sup> | 2,061  | 299               | 47                | 100                 | 88   | 20                              | 29                              | 275                            | 57  | 222                          | 41    | 125   | 59                                   | 68   | 6                     | 561                 | 548  |                       |
| Unintentional. . . (W23,<br>W35–W41,W44,W49,<br>W85–W91,Y85)   | 1,355  | 73                | 17                | 65                  | 42   | 16                              | 22                              | 54                             | 22  | 86                           | 39    | 116   | 22                                   | 48   | 4                     | 402                 | 542  |                       |
| Suicide . . . . . (*U03.0,<br>X75,X81) <sup>5</sup>  | 283  | 78                | 20                | 15                  | 21   | 1                               | 3                               | 149                            | 22  | 68                           | –     | 3   | 1                                    | 2  | 1                     | 1                   | –  |                       |
| Homicide . . . (*U01[0,.2,<br>.5],X96,Y02,Y05–Y07)   | 316  | 140               | 7                 | 16                  | 22   | 2                               | 3                               | 54                             | 11  | 53                           | 1     | 5   | –                                    | 18   | 1                     | 156                 | 5  |                       |
| Undetermined . . . (Y25,<br>Y31)   | 42   | 8                 | 3                 | 4                   | 3  | 1                               | 1                               | 18                             | 2   | 13                           | 1     | 1   | 2                                    | –  | –                     | –                   | –  |                       |
| Legal intervention/<br>war . . . . . (Y35[.1,.5],<br>Y36[0,.2,.4–.8])  | 65   | –                 | –                 | –                   | –  | –                               | –                               | –                              | –   | 2                            | –     | –   | 34                                   | –  | –                     | 2                   | 1  |                       |
| Other specified, not<br>elsewhere classified . . (*U01.<br>8,*U02,X58,X83,Y08,Y33,<br>Y35.6,Y86–Y87,Y89[0.–.1])  | 2,299  | 497               | 137               | 140                 | 65   | 52                              | 35                              | 152                            | 57  | 258                          | 47    | 9   | 26                                   | 40   | 11                    | 73                  | 1,286  |                       |
| Unintentional . . (X58,Y86)  | 1,034  | 37                | 5                 | 6                   | 4  | 2                               | 16                              | 11                             | 10  | 12                           | 35    | –   | 8                                    | 5  | –                     | 7                   | 971  |                       |
| Suicide . . . . (X83,Y87.0)  | 246  | 32                | 23                | 17                  | 12   | 37                              | 5                               | 27                             | 10  | 54                           | 2     | 1   | 8                                    | 3  | 2                     | 21                  | 71   |                       |
| Homicide . . . . . (*U01.8,<br>*U02,Y08,Y87.1)   | 831  | 366               | 102               | 109                 | 43   | 10                              | 6                               | 105                            | 32  | 182                          | 9     | 5   | 5                                    | 25   | 6                     | 21                  | 191  |                       |
| Undetermined. . . (Y33,<br>Y87.2)  | 163  | 61                | 7                 | 7                   | 6  | 3                               | 8                               | 9                              | 4   | 7                            | 1     | 3   | 3                                    | 5  | 2                     | 24                  | 36   |                       |
| Legal intervention/<br>war . . (Y35.6,Y89[0.,1])   | 25   | 1                 | –                 | 1                   | –  | –                               | –                               | –                              | 1   | 3                            | –     | –   | 2                                    | 2  | 1                     | –                   | 17   |                       |

See footnotes at end of table.

**Table 15. Total number of injury deaths by mechanism and intent of death and number of deaths with any mention of specified nature of injury according to mechanism and intent of death: United States, 2001—Con.**

[Figure(s) in brackets [ ] applies to the code or range of codes preceding it. For explanation of asterisks (\*) preceding cause-of-death codes, see "Technical Notes"]

|  |                        | Nature of injury (Based on the <i>International Classification of Diseases, Tenth Revision, 1992</i> ) |                |                  |   |                              |                              |                             |     |   |                        |   |                                |                                       |                    |                  |   |                    |
|--|------------------------|--|----------------|------------------|---|------------------------------|------------------------------|-----------------------------|-----|---|------------------------|---|--------------------------------|---------------------------------------|--------------------|------------------|---|--------------------|
|  |                        | Trauma   |                |                  |   |                              |                              |                             |     |   |                        | Other   |                                |                                       |                    |                  |   |                    |
| Mechanism and intent of death<br>(Based on the <i>International Classification of Diseases, Tenth Revision, 1992</i> ) | Total number of deaths | Trauma   |                |                  |   |                              |                              |                             |     | Other injuries to spine and trunk (T08–T09) | Unspecified site (T14) | Foreign body entering through natural orifice (T15–T19) | Burns and corrosions (T20–T32) | Poisoning and toxic effects (T36–T65) | Asphyxiation (T71) | Drowning (T75.1) | Other effects of external causes <sup>4</sup> | Sequelae (T90–T98) |
|  |                        | Head (S00–S09)   | Neck (S10–S19) | Thorax (S20–S29) | Abdomen, lower back, lumbar, spine and pelvis (S30–S39) | Upper extremity <sup>1</sup> | Lower extremity <sup>2</sup> | Multiple sites <sup>3</sup> |     |   |                        |   |                                |                                       |                    |                  |   |                    |
| Unspecified . . . . . (*U01.9, *U03.9, X59, X84, Y09, Y34, Y35.7, Y36.9, Y89.9)  | 9,160                  | 3,260  | 429            | 539              | 649   | 193                          | 3,337                        | 505                         | 288 | 868   | 44                     | 19  | 29                             | 129                                   | 4                  | 69               | 86  |                    |
| Unintentional . . . . . (X59)  | 7,218                  | 2,074  | 245            | 415              | 530   | 167                          | 3,321                        | 228                         | 222 | 467   | 32                     | 7   | 8                              | 24                                    | 1                  | 38               | 71  |                    |
| Suicide . . . . . (*U03.9, X84)  | 146                    | 34   | 11             | 7                | 1   | 13                           | 2                            | 27                          | 5   | 34  | 1                      | 2   | 8                              | 7                                     | –                  | 1                | –   |                    |
| Homicide . . . . . (*U01.9, Y09)   | 1,506                  | 971  | 154            | 95               | 93  | 12                           | 11                           | 213                         | 40  | 323   | 9                      | 8   | 11                             | 94                                    | 3                  | 23               | 1   |                    |
| Undetermined . . . . . (Y34, Y89.9)  | 290                    | 181  | 19             | 22               | 25  | 1                            | 3                            | 37                          | 21  | 44  | 2                      | 2   | 2                              | 4                                     | –                  | 7                | 14  |                    |
| Legal intervention/<br>war . . . . . (Y35.7, Y36.9)  | –                      | –  | –              | –                | –   | –                            | –                            | –                           | –   | –   | –                      | –   | –                              | –                                     | –                  | –                | –   |                    |

– Quantity zero.

<sup>1</sup>ICD–10 codes for Upper extremities include S40–S69, T00.2, T01.2, T02.2, T02.4, T03.2, T04.2, T05.0–T05.2, T10–T11.

<sup>2</sup>ICD–10 codes for Lower extremities include S70–S99, T00.3, T01.3, T02.3, T02.5, T03.3, T04.3, T05.3–T05.5, T12–T13.

<sup>3</sup>ICD–10 codes for Multiple sites include T00.8–T00.9, T01.9, T02.1, T02.8–T02.9, T03.1, T03.8–T03.9, T04.1, T04.8–T04.9, T05.8–T05.9, T06–T07.

<sup>4</sup>ICD–10 codes for Other effects of external causes include T33–T35, T66–T70, T72–T74, T75.0, T75.2–T75.8.

<sup>5</sup>Figures include September 11, 2001, related deaths for which death certificates were filed as of October 24, 2002; see "Technical Notes."

<sup>6</sup>Codes \*U01.3 and Y36.3 cannot be divided separately into the subcategories shown below; therefore, subcategories may not add to the total.

<sup>7</sup>Death is unintentional.

**Table 16. Total number of injury deaths by mechanism and intent of death and total mentions of specified nature of injury according to mechanism and intent of death: United States, 2001**

[Figure(s) in brackets [ ] applies to the code or range of codes preceding it. For explanation of asterisks (\*) preceding cause-of-death codes, see "Technical Notes"]

| Mechanism and intent of death<br>(Based on the <i>International<br/>Classification of Diseases,<br/>Tenth Revision, 1992</i> ) | Nature of injury (Based on the <i>International Classification of Diseases, Tenth Revision, 1992</i> ) |                                |                   |                   |                     |  |                                 |                                 |                                |   |   |   |   |                            |                     |   |                                   |       |
|--|--|--------------------------------|-------------------|-------------------|---------------------|--|---------------------------------|---------------------------------|--------------------------------|---|---|---|---|----------------------------|---------------------|---|-----------------------------------|-------|
|  | Trauma   |                                |                   |                   |                     |  |                                 |                                 |                                |   | Foreign<br>body<br>entering<br>through<br>natural<br>orifice<br>(T15–T19) | Burns<br>and<br>corrosions<br>(T20–T32) | Poisoning<br>and<br>toxic<br>effects<br>(T36–T65) | Asphyx-<br>iation<br>(T71) | Drowning<br>(T75.1) | Other<br>effects of<br>external<br>causes <sup>4</sup><br>(T90–T98) |                                   |       |
|  | Total<br>number<br>of deaths   | Total<br>mentions<br>of injury | Head<br>(S00–S09) | Neck<br>(S10–S19) | Thorax<br>(S20–S29) | Abdomen,<br>lower back,<br>lumbar,<br>spine and<br>pelvis<br>(S30–S39) | Upper<br>extremity <sup>1</sup> | Lower<br>extremity <sup>2</sup> | Multiple<br>sites <sup>3</sup> | Other<br>injuries<br>to spine<br>and trunk<br>(T08–T09) |   |   |   |                            |                     |   | Un-<br>specified<br>site<br>(T14) |       |
| All injury . . . . . (*U01–*U03,<br>V01–Y36,Y85–Y87,Y89) <sup>5</sup>  | 157,078  | 237,086                        | 65,517            | 8,538             | 23,221              | 9,216  | 2,197                           | 9,399                           | 21,881                         | 5,244   | 22,148  | 4,710                                   | 3,149   | 41,803                     | 9,898               | 4,967   | 2,472                             | 2,726 |
| Unintentional. . . . . (V01–<br>X59,Y85–Y86)   | 101,537  | 154,017                        | 39,090            | 6,128             | 13,406              | 6,332  | 1,036                           | 9,000                           | 17,073                         | 3,563   | 11,690  | 4,595                                   | 2,742   | 28,161                     | 2,584               | 4,271   | 2,125                             | 2,221 |
| Suicide . . . . . (*U03,<br>X60–X84,Y87.0) <sup>5</sup>  | 30,622   | 43,092                         | 17,432            | 656               | 2,997               | 571  | 434                             | 63                              | 695                            | 290   | 4,245   | 37                                      | 170   | 8,707                      | 6,258               | 372   | 57                                | 108   |
| Homicide . . . . . (*U01–<br>*U02,X85–Y09,Y87.1) <sup>5</sup>  | 20,308   | 32,903                         | 8,241             | 1,682             | 6,537               | 2,158  | 690                             | 315                             | 3,918                          | 1,312   | 6,026   | 55                                      | 172   | 294                        | 906                 | 78  | 229                               | 290   |
| Undetermined . . . . . (Y10–<br>Y34,Y87.2,Y89.9)   | 4,198  | 6,471                          | 680               | 53                | 125                 | 92   | 19                              | 15                              | 105                            | 49  | 150   | 23                                      | 65  | 4,568                      | 148                 | 245   | 59                                | 75    |
| Legal intervention/<br>war . . . . . (Y35–Y36,<br>Y89(.0,.1))  | 413  | 603                            | 74                | 19                | 156                 | 63   | 18                              | 6                               | 90                             | 30  | 37  | –                                       | –   | 73                         | 2                   | 1   | 2                                 | 32    |
| Cut/pierce . . . . . (W25–W29,<br>W45,X78,X99,Y28,Y35.4)   | 2,532  | 6,034                          | 232               | 694               | 1,576               | 342  | 386                             | 78                              | 588                            | 157   | 1,887   | 8                                       | 13  | 22                         | 43                  | 4   | 3                                 | 1     |
| Unintentional. . . . . (W25–<br>W29,W45)   | 85   | 136                            | 14                | 12                | 15                  | 12   | 17                              | 8                               | 5                              | 2   | 30  | 3                                       | 5   | 2                          | 9                   | 2   | –                                 | –     |
| Suicide . . . . . (X78)  | 458  | 1,011                          | 8                 | 150               | 154                 | 52   | 268                             | 27                              | 42                             | 6   | 279   | 1                                       | 2   | 18                         | 1                   | 2   | 1                                 | –     |
| Homicide . . . . . (X99)   | 1,971  | 4,850                          | 210               | 528               | 1,398               | 273  | 93                              | 41                              | 541                            | 148   | 1,570   | 4                                       | 6   | 2                          | 33                  | –   | 2                                 | 1     |
| Undetermined . . . . . (Y28)   | 18   | 37                             | –                 | 4                 | 9                   | 5  | 8                               | 2                               | –                              | 1   | 8   | –                                       | –   | –                          | –                   | –   | –                                 | –     |
| Legal intervention/<br>war . . . . . (Y35.4)   | –  | –                              | –                 | –                 | –                   | –  | –                               | –                               | –                              | –   | –   | –                                       | –   | –                          | –                   | –   | –                                 | –     |
| Drowning. . . . . (W65–W74,<br>X71,X92,Y21)  | 3,923  | 4,366                          | 110               | 37                | 14                  | 13   | 9                               | 5                               | 13                             | 18  | 40  | 5                                       | 6   | 130                        | 33                  | 3,860   | 62                                | 11    |
| Unintentional. . . . . (W65–<br>W74)   | 3,281  | 3,546                          | 79                | 29                | 3                   | –  | –                               | 2                               | 3                              | 10  | 15  | 5                                       | 3   | 78                         | 22                  | 3,242   | 45                                | 10    |
| Suicide . . . . . (X71)  | 339  | 445                            | 8                 | 6                 | 8                   | 8  | 8                               | 3                               | 7                              | 4   | 23  | –                                       | –   | 33                         | 4                   | 322   | 10                                | 1     |
| Homicide . . . . . (X92)   | 68   | 86                             | 11                | –                 | 1                   | –  | 1                               | –                               | 1                              | –   | 1   | –                                       | 2   | –                          | 5                   | 63  | 1                                 | –     |
| Undetermined . . . . . (Y21)   | 235  | 289                            | 12                | 2                 | 2                   | 5  | –                               | –                               | 2                              | 4   | 1   | –                                       | 1   | 19                         | 2                   | 233   | 6                                 | –     |
| Fall . . . . . (W00–W19,<br>X80,Y01,Y30)   | 15,764   | 23,115                         | 11,492            | 1,048             | 1,258               | 952  | 390                             | 4,395                           | 931                            | 542   | 1,559   | 81                                      | 10  | 55                         | 100                 | 71  | 100                               | 131   |
| Unintentional. . . . . (W00–<br>W19)   | 15,019   | 21,745                         | 11,165            | 1,011             | 1,130               | 855  | 383                             | 4,386                           | 547                            | 417   | 1,356   | 80                                      | 10  | 49                         | 94                  | 38  | 96                                | 128   |
| Suicide . . . . . (X80)  | 651  | 1,209                          | 264               | 27                | 118                 | 86   | 7                               | 8                               | 356                            | 117   | 190   | –                                       | –   | –                          | 4                   | 29  | 1                                 | 2     |
| Homicide . . . . . (Y01)   | 17   | 33                             | 18                | 4                 | 2                   | –  | –                               | –                               | 5                              | 1   | 1   | –                                       | –   | –                          | 1                   | –   | –                                 | 1     |
| Undetermined . . . . . (Y30)   | 77   | 128                            | 45                | 6                 | 8                   | 11   | –                               | 1                               | 23                             | 7   | 12  | 1                                       | –   | 6                          | 1                   | 4   | 3                                 | –     |
| Fire/hot object or<br>substance . . . . . (*U01.3,<br>X00–X19,X76–X77,X97–<br>X98,Y26–Y27,Y36.3) <sup>6</sup>                  | 3,796  | 5,459                          | 30                | 4                 | 11                  | 4  | 3                               | 6                               | 6                              | 6   | 80  | 1                                       | 2,125   | 3,149                      | 19                  | 2   | 11                                | 2     |

See footnotes at end of table.



**Table 16. Total number of injury deaths by mechanism and intent of death and total mentions of specified nature of injury according to mechanism and intent of death: United States, 2001—Con.**

[Figure(s) in brackets [ ] applies to the code or range of codes preceding it. For explanation of asterisks (\*) preceding cause-of-death codes, see "Technical Notes"]

| Mechanism and intent of death<br>(Based on the <i>International<br/>Classification of Diseases,<br/>Tenth Revision, 1992</i> ) | Nature of injury (Based on the <i>International Classification of Diseases, Tenth Revision, 1992</i> ) |                                |                   |                   |                     |  |                                 |                                 |                                |   |   |   |   |                            |                          |   |                                   |     |
|--|--|--------------------------------|-------------------|-------------------|---------------------|--|---------------------------------|---------------------------------|--------------------------------|---|---|---|---|----------------------------|--------------------------|---|-----------------------------------|-----|
|  | Trauma   |                                |                   |                   |                     |  |                                 |                                 |                                |   | Foreign<br>body<br>entering<br>through<br>natural<br>orifice<br>(T15–T19) | Burns<br>and<br>corrosions<br>(T20–T32) | Poisoning<br>and<br>toxic<br>effects<br>(T36–T65) | Asphyx-<br>iation<br>(T71) | Drown-<br>ing<br>(T75.1) | Other<br>effects of<br>external<br>causes <sup>4</sup><br>(T90–T98) |                                   |     |
|  | Total<br>number<br>of deaths   | Total<br>mentions<br>of injury | Head<br>(S00–S09) | Neck<br>(S10–S19) | Thorax<br>(S20–S29) | Abdomen,<br>lower back,<br>lumbar,<br>spine and<br>pelvis<br>(S30–S39) | Upper<br>extremity <sup>1</sup> | Lower<br>extremity <sup>2</sup> | Multiple<br>sites <sup>3</sup> | Other<br>injuries<br>to spine<br>and trunk<br>(T08–T09) |   |   |   |                            |                          |   | Un-<br>specified<br>site<br>(T14) |     |
| Unintentional. . . . (X00–X19)   | 3,423  | 4,900                          | 18                | 3                 | 5                   | 4  | 3                               | 6                               | 4                              | 4   | 70  | 1                                       | 1,857   | 2,897                      | 15                       | 2   | 9                                 | 2   |
| Suicide . . . . (X76–X77)  | 148  | 206                            | 2                 | –                 | 1                   | –  | –                               | –                               | –                              | –   | 3   | –                                       | 131   | 68                         | 1                        | –   | –                                 | –   |
| Homicide . . . . (*U01.3,<br>X97–X98)  | 148  | 237                            | 10                | 1                 | 4                   | –  | –                               | –                               | 2                              | 2   | 7   | –                                       | 84  | 124                        | 3                        | –   | –                                 | –   |
| Undetermined . . . . (Y26–<br>Y27)   | 77   | 116                            | –                 | –                 | 1                   | –  | –                               | –                               | –                              | –   | –   | –                                       | 53  | 60                         | –                        | –   | 2                                 | –   |
| Legal intervention/<br>war . . . . . (Y36.3)   | –  | –                              | –                 | –                 | –                   | –  | –                               | –                               | –                              | –   | –   | –                                       | –   | –                          | –                        | –   | –                                 | –   |
| Fire/flame . . . . (X00–X09,<br>X76,X97,Y26)   | 3,673  | 5,299                          | 29                | 3                 | 11                  | 3  | 3                               | 5                               | 5                              | 5   | 77  | 1                                       | 1,984   | 3,144                      | 19                       | 1   | 7                                 | 2   |
| Unintentional. . . . (X00–<br>X09)   | 3,309  | 4,756                          | 17                | 2                 | 5                   | 3  | 3                               | 5                               | 4                              | 4   | 69  | 1                                       | 1,728   | 2,892                      | 15                       | 1   | 5                                 | 2   |
| Suicide . . . . . (X76)  | 147  | 205                            | 2                 | –                 | 1                   | –  | –                               | –                               | –                              | –   | 3   | –                                       | 130   | 68                         | 1                        | –   | –                                 | –   |
| Homicide . . . . . (X97)   | 141  | 225                            | 10                | 1                 | 4                   | –  | –                               | –                               | 1                              | 1   | 5   | –                                       | 76  | 124                        | 3                        | –   | –                                 | –   |
| Undetermined . . . . (Y26)   | 76   | 113                            | –                 | –                 | 1                   | –  | –                               | –                               | –                              | –   | –   | –                                       | 50  | 60                         | –                        | –   | 2                                 | –   |
| Hot object/<br>substance . . . . (X10–X19,<br>X77,X98,Y27)   | 123  | 160                            | 1                 | 1                 | –                   | 1  | –                               | 1                               | 1                              | 1   | 3   | –                                       | 141   | 5                          | –                        | 1   | 4                                 | –   |
| Unintentional. . . . (X10–<br>X19)   | 114  | 144                            | 1                 | 1                 | –                   | 1  | –                               | 1                               | –                              | –   | 1   | –                                       | 129   | 5                          | –                        | 1   | 4                                 | –   |
| Suicide . . . . . (X77)  | 1  | 1                              | –                 | –                 | –                   | –  | –                               | –                               | –                              | –   | –   | –                                       | 1   | –                          | –                        | –   | –                                 | –   |
| Homicide . . . . . (X98)   | 7  | 12                             | –                 | –                 | –                   | –  | –                               | –                               | 1                              | 1   | 2   | –                                       | 8   | –                          | –                        | –   | –                                 | –   |
| Undetermined . . . . (Y27)   | 1  | 3                              | –                 | –                 | –                   | –  | –                               | –                               | –                              | –   | –   | –                                       | 3   | –                          | –                        | –   | –                                 | –   |
| Firearm. . . (*U01.4,W32–W34,<br>X72–X74,X93–X95,<br>Y22–Y24,Y35.0)  | 29,573   | 43,747                         | 22,869            | 1,152             | 7,807               | 2,160  | 635                             | 292                             | 2,831                          | 1,007   | 4,846   | 22                                      | 18  | 51                         | 28                       | 4   | 7                                 | 18  |
| Unintentional. . . . (W32–<br>W34)   | 802  | 1,102                          | 557               | 45                | 205                 | 93   | 11                              | 33                              | 15                             | 17  | 117   | –                                       | 1   | 1                          | 4                        | –   | 2                                 | 1   |
| Suicide . . . . (X72–X74)  | 16,869   | 24,019                         | 16,910            | 322               | 2,631               | 377  | 34                              | 9                               | 40                             | 114   | 3,508   | 10                                      | 4   | 36                         | 14                       | 2   | 3                                 | 5   |
| Homicide . . . . . (*U01.4,<br>X93–X95)  | 11,348   | 17,784                         | 5,118             | 760               | 4,760               | 1,613  | 567                             | 244                             | 2,682                          | 844   | 1,146   | 12                                      | 13  | 9                          | 10                       | 1   | 1                                 | 4   |
| Undetermined . . . . (Y22–<br>Y24)   | 231  | 347                            | 211               | 6                 | 56                  | 14   | 5                               | –                               | 4                              | 3   | 43  | –                                       | –   | 2                          | –                        | 1   | 1                                 | 1   |
| Legal intervention/<br>war . . . . . (Y35.0)   | 323  | 495                            | 73                | 19                | 155                 | 63   | 18                              | 6                               | 90                             | 29  | 32  | –                                       | –   | 3                          | –                        | –   | –                                 | 7   |
| Machinery . . . . . (W24,<br>W30–W31) <sup>6</sup>   | 648  | 1,115                          | 246               | 66                | 228                 | 89   | 15                              | 22                              | 101                            | 26  | 171   | 3                                       | 10  | 4                          | 114                      | 6   | 12                                | 2   |
| All transport . . . (*U01.1,V01–<br>V99,X82,Y03,Y32,Y36.1) <sup>5</sup>  | 49,827   | 78,925                         | 23,887            | 4,555             | 10,914              | 4,356  | 379                             | 1,010                           | 16,268                         | 2,958   | 11,626  | 76                                      | 676   | 491                        | 617                      | 909   | 96                                | 107 |

See footnotes at end of table.

**Table 16. Total number of injury deaths by mechanism and intent of death and total mentions of specified nature of injury according to mechanism and intent of death: United States, 2001—Con.**

[Figure(s) in brackets [ ] applies to the code or range of codes preceding it. For explanation of asterisks (\*) preceding cause-of-death codes, see "Technical Notes"]

| Mechanism and intent of death<br>(Based on the <i>International<br/>Classification of Diseases,<br/>Tenth Revision, 1992</i> )  | Nature of injury (Based on the <i>International Classification of Diseases, Tenth Revision, 1992</i> ) |                                |                   |                   |                     |  |                                 |                                 |                                |   |                                   |   |   |   |                            |                     |   |     |
|---|--|--------------------------------|-------------------|-------------------|---------------------|--|---------------------------------|---------------------------------|--------------------------------|---|-----------------------------------|---|---|---|----------------------------|---------------------|---|-----|
|   | Trauma   |                                |                   |                   |                     |  |                                 |                                 |                                |   |                                   | Foreign<br>body<br>entering<br>through<br>natural<br>orifice<br>(T15–T19) | Burns<br>and<br>corrosions<br>(T20–T32) | Poisoning<br>and<br>toxic<br>effects<br>(T36–T65) | Asphyx-<br>iation<br>(T71) | Drowning<br>(T75.1) | Other<br>effects of<br>external<br>causes <sup>4</sup><br>(T90–T98) |     |
|   | Total<br>number<br>of deaths   | Total<br>mentions<br>of injury | Head<br>(S00–S09) | Neck<br>(S10–S19) | Thorax<br>(S20–S29) | Abdomen,<br>lower back,<br>lumbar,<br>spine and<br>pelvis<br>(S30–S39) | Upper<br>extremity <sup>1</sup> | Lower<br>extremity <sup>2</sup> | Multiple<br>sites <sup>3</sup> | Other<br>injuries<br>to spine<br>and trunk<br>(T08–T09) | Un-<br>specified<br>site<br>(T14) |   |   |   |                            |                     |   |     |
| Unintentional . . . (V01–V99)   | 46,706   | 75,228                         | 23,568            | 4,538             | 10,844              | 4,339  | 378                             | 1,007                           | 15,951                         | 2,741   | 9,004                             | 71  | 632                                     | 444   | 607                        | 904                 | 93  | 107 |
| Suicide . . . . . (X82)   | 91   | 145                            | 29                | 7                 | 35                  | 6  | –                               | –                               | 36                             | 4   | 16                                | –   | 3                                       | 4   | –                          | 5                   | –   | –   |
| Homicide . . . . . (*U01.1,<br>Y03) <sup>5</sup>  | 3,008  | 3,518                          | 278               | 10                | 31                  | 10   | 1                               | 3                               | 272                            | 213   | 2,602                             | 5   | 41                                      | 40  | 10                         | –                   | 2   | –   |
| Undetermined . . . (Y32)  | 22   | 34                             | 12                | –                 | 4                   | 1  | –                               | –                               | 9                              | –   | 4                                 | –   | –                                       | 3   | –                          | –                   | 1   | –   |
| Legal intervention/<br>war . . . . . (Y36.1)  | –  | –                              | –                 | –                 | –                   | –  | –                               | –                               | –                              | –   | –                                 | –   | –                                       | –   | –                          | –                   | –   | –   |
| Motor Vehicle   |  |                                |                   |                   |                     |  |                                 |                                 |                                |   |                                   |   |   |   |                            |                     |   |     |
| Traffic . . (V02–V04[.1,.9],<br>V09.2,V12–V14[.3–.9],<br>V19[.4–.6],V20–V28[.3–<br>.9],V29–V79[.4–.9],V80<br>[.3–.5],V81.1, V82.1,<br>V83–V86[.0–.3],V87<br>[.0–.8],V89.2) <sup>7</sup> | 42,443   | 68,596                         | 21,683            | 4,238             | 10,154              | 4,037  | 355                             | 920                             | 14,653                         | 2,436   | 8,085                             | 65  | 546                                     | 390   | 497                        | 397                 | 41  | 99  |
| Occupant . . . (V30–V79<br>[.4–.9],V83–V86[.0–.3]) <sup>7</sup>   | 19,270   | 31,483                         | 9,841             | 2,054             | 5,079               | 1,802  | 164                             | 377                             | 6,171                          | 1,080   | 3,750                             | 31  | 317                                     | 204   | 301                        | 256                 | 23  | 33  |
| Motorcyclist . . (V20–V28<br>[.3–.9],V29[.4–.9]) <sup>7</sup>   | 2,976  | 4,865                          | 1,710             | 296               | 641                 | 256  | 37                              | 77                              | 1,070                          | 194   | 559                               | 2   | 1                                       | 3   | 9                          | 2                   | 1   | 7   |
| Pedal cyclist . . (V12–V14<br>[.3–.9],V19[.4–.6]) <sup>7</sup>  | 585  | 953                            | 420               | 52                | 62                  | 37   | 11                              | 17                              | 231                            | 21  | 96                                | 2   | –                                       | 1   | 1                          | –                   | –   | 2   |
| Pedestrian . . (V02–V04<br>[.1,.9],V09.2) <sup>7</sup>  | 4,822  | 7,873                          | 2,468             | 381               | 702                 | 488  | 30                              | 169                             | 2,189                          | 364   | 1,036                             | 3   | 1                                       | 8   | 23                         | –                   | 1   | 10  |
| Other . . . . . (V80[.3–.5],<br>V81.1,V82.1) <sup>7</sup>   | 15   | 20                             | 11                | 1                 | 1                   | 2  | –                               | –                               | 2                              | –   | 3                                 | –   | –                                       | –   | –                          | –                   | –   | –   |
| Unspecified . . . . . (V87<br>[.0–.8],V89.2) <sup>7</sup>   | 14,775   | 23,402                         | 7,233             | 1,454             | 3,669               | 1,452  | 113                             | 280                             | 4,990                          | 777   | 2,641                             | 27  | 227                                     | 174   | 163                        | 139                 | 16  | 47  |
| Pedal cyclist,<br>other . . . (V10–V11,V12–<br>V14[.0–.2],V15– V18,<br>V19[.0–.3,.8,.9]) <sup>7</sup>   | 207  | 340                            | 185               | 20                | 26                  | 16   | 1                               | 7                               | 34                             | 10  | 36                                | 2   | –                                       | 2   | 1                          | –                   | –   | –   |
| Pedestrian, other . . (V01,<br>V02–V04[.0],V05,V06,<br>V09[.0,.1,.3,.9]) <sup>7</sup>   | 1,249  | 2,075                          | 655               | 77                | 186                 | 119  | 9                               | 44                              | 543                            | 121   | 281                               | 1   | 1                                       | 3   | 25                         | 3                   | 3   | 4   |

See footnotes at end of table.

**Table 16. Total number of injury deaths by mechanism and intent of death and total mentions of specified nature of injury according to mechanism and intent of death: United States, 2001—Con.**

[Figure(s) in brackets [ ] applies to the code or range of codes preceding it. For explanation of asterisks (\*) preceding cause-of-death codes, see "Technical Notes"]

| Mechanism and intent of death<br>(Based on the <i>International<br/>Classification of Diseases,<br/>Tenth Revision, 1992</i> )  | Nature of injury (Based on the <i>International Classification of Diseases, Tenth Revision, 1992</i> ) |                                |                   |                   |                     |  |                                 |                                 |                                |   |   |   |   |                            |                     |   |                                   |    |  |
|---|--|--------------------------------|-------------------|-------------------|---------------------|--|---------------------------------|---------------------------------|--------------------------------|---|---|---|---|----------------------------|---------------------|---|-----------------------------------|----|--|
|   | Trauma   |                                |                   |                   |                     |  |                                 |                                 |                                |   | Foreign<br>body<br>entering<br>through<br>natural<br>orifice<br>(T15–T19) | Burns<br>and<br>corrosions<br>(T20–T32) | Poisoning<br>and<br>toxic<br>effects<br>(T36–T65) | Asphyx-<br>iation<br>(T71) | Drowning<br>(T75.1) | Other<br>effects of<br>external<br>causes <sup>4</sup><br>(T90–T98) |                                   |    |  |
|   | Total<br>number<br>of deaths   | Total<br>mentions<br>of injury | Head<br>(S00–S09) | Neck<br>(S10–S19) | Thorax<br>(S20–S29) | Abdomen,<br>lower back,<br>lumbar,<br>spine and<br>pelvis<br>(S30–S39) | Upper<br>extremity <sup>1</sup> | Lower<br>extremity <sup>2</sup> | Multiple<br>sites <sup>3</sup> | Other<br>injuries<br>to spine<br>and trunk<br>(T08–T09) |   |   |   |                            |                     |   | Un-<br>specified<br>site<br>(T14) |    |  |
| Other land<br>transport . . . . (V20–V28<br>[.0–.2], V29–V79[.0,.3],<br>V80[.0–.2,.6–.9], V81–V82<br>[.0,.2–.9], V83–V86[.4–.9],<br>V87.9, V88[.0–.9], V89<br>[.0,.1,.3,.9], X82, Y03, Y32) | 1,493  | 2,314                          | 770               | 160               | 380                 | 119  | 10                              | 26                              | 328                            | 62  | 246   | 1                                       | 23  | 32                         | 79                  | 62  | 12                                | 4  |  |
| Unintentional . . . . (V20–<br>V28[.0–.2], V29–V79<br>[.0–.3], V80[.0–.2,.6–.9],<br>V81–V82[.0,.2–.9], V83–<br>V86[.4–.9], V87.9, V88<br>[.0–.9], V89[.0,.1,.3,.9] )                        | 1,294  | 1,974                          | 675               | 146               | 315                 | 102  | 9                               | 25                              | 255                            | 49  | 207   | 1                                       | 19  | 24                         | 77                  | 57  | 9                                 | 4  |  |
| Suicide . . . . . (X82)   | 91   | 145                            | 29                | 7                 | 35                  | 6  | –                               | –                               | 36                             | 4   | 16  | –                                       | 3   | 4                          | –                   | 5   | –                                 | –  |  |
| Homicide . . . . . (Y03)  | 86   | 161                            | 54                | 7                 | 26                  | 10   | 1                               | 1                               | 28                             | 9   | 19  | –                                       | 1   | 1                          | 2                   | –   | 2                                 | –  |  |
| Undetermined . . . . (Y32)  | 22   | 34                             | 12                | –                 | 4                   | 1  | –                               | –                               | 9                              | –   | 4   | –                                       | –   | 3                          | –                   | –   | 1                                 | –  |  |
| Other transport . . . . (*U01.1,<br>V90–V99, Y36.1) <sup>5</sup>  | 4,435  | 5,600                          | 594               | 60                | 168                 | 65   | 4                               | 13                              | 710                            | 329   | 2,978   | 7                                       | 106   | 64                         | 15                  | 447   | 40                                | –  |  |
| Unintentional . . . . (V90–V99)   | 1,513  | 2,243                          | 370               | 57                | 163                 | 65   | 4                               | 11                              | 466                            | 125   | 395   | 2                                       | 66  | 25                         | 7                   | 447   | 40                                | –  |  |
| Homicide . . . . . (*U01.1) <sup>5</sup>  | 2,922  | 3,357                          | 224               | 3                 | 5                   | –  | –                               | 2                               | 244                            | 204   | 2,583   | 5                                       | 40  | 39                         | 8                   | –   | –                                 | –  |  |
| Legal intervention/<br>war . . . . . (Y36.1)  | –  | –                              | –                 | –                 | –                   | –  | –                               | –                               | –                              | –   | –   | –                                       | –   | –                          | –                   | –   | –                                 | –  |  |
| Natural/environmental . . . . (W42–<br>W43, W53–W64, W92–W99,<br>X20–X39, X51–X57) <sup>7</sup>   | 1,427  | 1,837                          | 76                | 27                | 43                  | 29   | 5                               | 23                              | 38                             | 10  | 62  | 2                                       | 6   | 76                         | 24                  | 47  | 1,363                             | 6  |  |
| Overexertion . . . . . (X50) <sup>7</sup>   | 8  | 11                             | –                 | –                 | 1                   | 3  | 1                               | –                               | –                              | 1   | 1   | –                                       | –   | –                          | –                   | –   | 4                                 | –  |  |
| Poisoning . . . . . (*U01[.6–.7],<br>X40–X49, X60–X69, X85–X90,<br>Y10–Y19, Y35.2)  | 22,242   | 38,201                         | 116               | 13                | 14                  | 29   | 34                              | 10                              | 11                             | 12  | 47  | 145                                     | 106   | 37,434                     | 101                 | 30  | 63                                | 36 |  |
| Unintentional . . . . (X40–<br>X49)   | 14,078   | 24,970                         | 99                | 7                 | 10                  | 19   | 5                               | 8                               | 4                              | 7   | 22  | 114                                     | 75  | 24,473                     | 55                  | 17  | 34                                | 21 |  |
| Suicide . . . . . (X60–X69)   | 5,191  | 8,583                          | 6                 | 3                 | 1                   | 3  | 29                              | 2                               | 5                              | 2   | 18  | 15                                      | 23  | 8,408                      | 35                  | 8   | 17                                | 8  |  |
| Homicide . . . . . (*U01[.6–.7],<br>X85–X90)  | 64   | 102                            | 2                 | –                 | 2                   | –  | –                               | –                               | –                              | –   | 1   | 1                                       | 3   | 90                         | 2                   | –   | –                                 | 1  |  |
| Undetermined . . . . (Y10–<br>Y19)  | 2,909  | 4,546                          | 9                 | 3                 | 1                   | 7  | –                               | –                               | 2                              | 3   | 6   | 15                                      | 5   | 4,463                      | 9                   | 5   | 12                                | 6  |  |
| Legal intervention/<br>war . . . . . (Y35.2)  | –  | –                              | –                 | –                 | –                   | –  | –                               | –                               | –                              | –   | –   | –                                       | –   | –                          | –                   | –   | –                                 | –  |  |

See footnotes at end of table.

**Table 16. Total number of injury deaths by mechanism and intent of death and total mentions of specified nature of injury according to mechanism and intent of death: United States, 2001—Con.**

[Figure(s) in brackets [ ] applies to the code or range of codes preceding it. For explanation of asterisks (\*) preceding cause-of-death codes, see "Technical Notes"]

| Mechanism and intent of death<br>(Based on the <i>International<br/>Classification of Diseases,<br/>Tenth Revision, 1992</i> )  | Nature of injury (Based on the <i>International Classification of Diseases, Tenth Revision, 1992</i> ) |                                |                   |                   |                     |  |                                 |                                 |                                |   |   |   |   |                            |                     |   |                                   |       |
|---|--|--------------------------------|-------------------|-------------------|---------------------|--|---------------------------------|---------------------------------|--------------------------------|---|---|---|---|----------------------------|---------------------|---|-----------------------------------|-------|
|   | Trauma   |                                |                   |                   |                     |  |                                 |                                 |                                |   | Foreign<br>body<br>entering<br>through<br>natural<br>orifice<br>(T15–T19) | Burns<br>and<br>corrosions<br>(T20–T32) | Poisoning<br>and<br>toxic<br>effects<br>(T36–T65) | Asphyx-<br>iation<br>(T71) | Drowning<br>(T75.1) | Other<br>effects of<br>external<br>causes <sup>4</sup><br>(T90–T98) |                                   |       |
|   | Total<br>number<br>of deaths   | Total<br>mentions<br>of injury | Head<br>(S00–S09) | Neck<br>(S10–S19) | Thorax<br>(S20–S29) | Abdomen,<br>lower back,<br>lumbar,<br>spine and<br>pelvis<br>(S30–S39) | Upper<br>extremity <sup>1</sup> | Lower<br>extremity <sup>2</sup> | Multiple<br>sites <sup>3</sup> | Other<br>injuries<br>to spine<br>and trunk<br>(T08–T09) |   |   |   |                            |                     |   | Un-<br>specified<br>site<br>(T14) |       |
| Struck by or against . (W20–<br>W22,W50–W52,X79,Y00,<br>Y04, Y29,Y35.3)   | 1,244  | 2,183                          | 962               | 89                | 303                 | 114  | 12                              | 40                              | 127                            | 62  | 279   | –                                       | 1   | 2                          | 180                 | 4   | 3                                 | 5     |
| Unintentional. . . (W20–<br>W22,W50–W52)  | 898  | 1,537                          | 558               | 59                | 264                 | 89   | 11                              | 37                              | 102                            | 47  | 206   | –                                       | 1   | 1                          | 154                 | 2   | 3                                 | 3     |
| Suicide . . . . . (X79)   | 2  | 5                              | 4                 | –                 | –                   | –  | –                               | –                               | –                              | –   | 1   | –                                       | –   | –                          | –                   | –   | –                                 | –     |
| Homicide . . . . . (Y00,Y04)  | 341  | 633                            | 395               | 30                | 37                  | 25   | 1                               | 3                               | 25                             | 15  | 71  | –                                       | –   | 1                          | 26                  | 2   | –                                 | 2     |
| Undetermined . . . (Y29)  | 3  | 8                              | 5                 | –                 | 2                   | –  | –                               | –                               | –                              | –   | 1   | –                                       | –   | –                          | –                   | –   | –                                 | –     |
| Legal intervention/<br>war . . . . . (Y35.3)  | –  | –                              | –                 | –                 | –                   | –  | –                               | –                               | –                              | –   | –   | –                                       | –   | –                          | –                   | –   | –                                 | –     |
| Suffocation. . . . . (W75–W84,<br>X70,X91,Y20)  | 12,574   | 13,789                         | 194               | 182               | 116                 | 171  | 22                              | 45                              | 25                             | 23  | 122   | 4,232                                   | 3   | 208                        | 8,402               | 9   | 5                                 | 30    |
| Unintentional. . . (W75–<br>W84)  | 5,555  | 6,238                          | 90                | 50                | 82                  | 157  | 9                               | 43                              | 9                              | 17  | 45  | 4,208                                   | –   | 85                         | 1,409               | 6   | 2                                 | 26    |
| Suicide . . . . . (X70)   | 6,198  | 6,449                          | 10                | 79                | 3                   | 1  | 12                              | 1                               | 3                              | 2   | 33  | 7                                       | 1   | 104                        | 6,187               | 1   | 1                                 | 4     |
| Homicide . . . . . (X91)  | 690  | 955                            | 92                | 52                | 30                  | 13   | 1                               | 1                               | 12                             | 3   | 40  | 14                                      | 2   | 12                         | 679                 | 2   | 2                                 | –     |
| Undetermined . . . (Y20)  | 131  | 147                            | 2                 | 1                 | 1                   | –  | –                               | –                               | 1                              | 1   | 4   | 3                                       | –   | 7                          | 127                 | –   | –                                 | –     |
| Other specified,<br>classifiable . . . . . (*U01<br>[.0,.2,.5],*U03.0,W23,W35–<br>W41,W44,W49,W85– W91,<br>X75,X81,X96,Y02,Y05–Y07,<br>Y25,Y31,Y35[.1,.5],<br>Y36[.0,.2,.4–8],Y85) <sup>5</sup> | 2,061  | 3,001                          | 428               | 49                | 118                 | 118  | 25                              | 36                              | 278                            | 64  | 231   | 42                                      | 145   | 104                        | 68                  | 6   | 581                               | 708   |
| Unintentional. . . (W23,<br>W35–W41,W44,W49,<br>W85–W91, Y85)   | 1,355  | 1,825                          | 97                | 18                | 75                  | 57   | 21                              | 27                              | 54                             | 24  | 90  | 40                                      | 134   | 33                         | 48                  | 4   | 404                               | 699   |
| Suicide . . . . . (*U03.0,<br>X75,X81) <sup>5</sup>   | 283  | 433                            | 105               | 21                | 18                  | 25   | 1                               | 5                               | 152                            | 25  | 73  | –                                       | 3   | 1                          | 2                   | 1   | 1                                 | –     |
| Homicide . . . (*U01[.0,.2,<br>.5],X96,Y02,Y05–Y07)   | 316  | 608                            | 216               | 7                 | 21                  | 33   | 2                               | 3                               | 54                             | 12  | 53  | 1                                       | 7   | –                          | 18                  | 1   | 174                               | 6     |
| Undetermined . . . (Y25,<br>Y31)  | 42   | 60                             | 10                | 3                 | 4                   | 3  | 1                               | 1                               | 18                             | 3   | 13  | 1                                       | 1   | 2                          | –                   | –   | –                                 | –     |
| Legal intervention/<br>war . . . (Y35[.1,.5],Y36<br>[.0,.2,.4–8])   | 65   | 75                             | –                 | –                 | –                   | –  | –                               | –                               | –                              | –   | 2   | –                                       | –   | 68                         | –                   | –   | 2                                 | 3     |
| Other specified, not<br>elsewhere classified . (*U01.8,<br>*U02,X58,X83,Y08,Y33,Y35.6,<br>Y86–Y87,Y89[0–1])   | 2,299  | 3,526                          | 703               | 161               | 175                 | 84   | 73                              | 39                              | 155                            | 59  | 279   | 49                                      | 9   | 33                         | 40                  | 11  | 79                                | 1,577 |

See footnotes at end of table.

**Table 16. Total number of injury deaths by mechanism and intent of death and total mentions of specified nature of injury according to mechanism and intent of death: United States, 2001—Con.**

[Figure(s) in brackets [ ] applies to the code or range of codes preceding it. For explanation of asterisks (\*) preceding cause-of-death codes, see "Technical Notes"]

| Mechanism and intent of death<br>(Based on the <i>International<br/>Classification of Diseases,<br/>Tenth Revision, 1992</i> ) | Nature of injury (Based on the <i>International Classification of Diseases, Tenth Revision, 1992</i> ) |                                |                   |                   |                     |  |                                 |                                 |                                |     |   |                                   |   |   |   |                            |                     |  |                       |
|--|--|--------------------------------|-------------------|-------------------|---------------------|--|---------------------------------|---------------------------------|--------------------------------|-----|---|-----------------------------------|---|---|---|----------------------------|---------------------|--|-----------------------|
|  | Trauma   |                                |                   |                   |                     |  |                                 |                                 |                                |     | Other<br>injuries<br>to spine<br>and trunk<br>(T08–T09) | Un-<br>specified<br>site<br>(T14) | Foreign<br>body<br>entering<br>through<br>natural<br>orifice<br>(T15–T19) | Burns<br>and<br>corrosions<br>(T20–T32) | Poisoning<br>and<br>toxic<br>effects<br>(T36–T65) | Asphyx-<br>iation<br>(T71) | Drowning<br>(T75.1) | Other<br>effects of<br>external<br>causes <sup>4</sup> | Sequelae<br>(T90–T98) |
|  | Total<br>number<br>of deaths   | Total<br>mentions<br>of injury | Head<br>(S00–S09) | Neck<br>(S10–S19) | Thorax<br>(S20–S29) | Abdomen,<br>lower back,<br>lumbar,<br>spine and<br>pelvis<br>(S30–S39) | Upper<br>extremity <sup>1</sup> | Lower<br>extremity <sup>2</sup> | Multiple<br>sites <sup>3</sup> |     |   |                                   |   |   |   |                            |                     |  |                       |
| Unintentional. (X58,Y86)   | 1,034  | 1,315                          | 46                | 5                 | 7                   | 4  | 2                               | 16                              | 11                             | 10  | 13  | 36                                | –   | 10                                      | 5   | –                          | 7                   | 1,143  |                       |
| Suicide . . . (X83,Y87.0)  | 246  | 395                            | 44                | 27                | 20                  | 12   | 57                              | 6                               | 27                             | 11  | 59  | 3                                 | 1   | 13                                      | 3   | 2                          | 22                  | 88   |                       |
| Homicide . . . . (*U01.8,<br>*U02,Y08,Y87.1)   | 831  | 1,545                          | 525               | 122               | 137                 | 61   | 10                              | 9                               | 108                            | 33  | 192   | 9                                 | 5   | 5                                       | 25  | 6                          | 24                  | 274  |                       |
| Undetermined . . . (Y33,<br>Y87.2)   | 163  | 238                            | 87                | 7                 | 10                  | 7  | 4                               | 8                               | 9                              | 4   | 12  | 1                                 | 3   | 3                                       | 5   | 2                          | 26                  | 50   |                       |
| Legal intervention/<br>war . . . . . (Y35.6,Y89<br>[.0,.1])  | 25   | 33                             | 1                 | –                 | 1                   | –  | –                               | –                               | –                              | 1   | 3   | –                                 | –   | 2                                       | 2   | 1                          | –                   | 22   |                       |
| Unspecified . . . . . (*U01.9,<br>*U03.9,X59,X84,Y09,<br>Y34,Y35.7,Y36.9,Y89.9)  | 9,160  | 11,777                         | 4,172             | 461               | 643                 | 752  | 208                             | 3,398                           | 509                            | 299 | 918   | 44                                | 21  | 44                                      | 129   | 4                          | 83                  | 92   |                       |
| Unintentional. . . . (X59)   | 7,218  | 8,512                          | 2,477             | 258               | 494                 | 582  | 175                             | 3,382                           | 229                            | 230 | 488   | 32                                | 8   | 8                                       | 24  | 1                          | 51                  | 73   |                       |
| Suicide . . . (*U03.9,X84)   | 146  | 192                            | 42                | 14                | 8                   | 1  | 18                              | 2                               | 27                             | 5   | 42  | 1                                 | 2   | 22                                      | 7   | –                          | 1                   | –  |                       |
| Homicide . . . (*U01.9,Y09)  | 1,506  | 2,552                          | 1,366             | 168               | 114                 | 130  | 14                              | 11                              | 216                            | 41  | 342   | 9                                 | 9   | 11                                      | 94  | 3                          | 23                  | 1  |                       |
| Undetermined . . . (Y34,<br>Y89.9)   | 290  | 521                            | 287               | 21                | 27                  | 39   | 1                               | 3                               | 37                             | 23  | 46  | 2                                 | 2   | 3                                       | 4   | –                          | 8                   | 18   |                       |
| Legal intervention/<br>war . . . (Y35.7,Y36.9)   | –  | –                              | –                 | –                 | –                   | –  | –                               | –                               | –                              | –   | –   | –                                 | –   | –                                       | –   | –                          | –                   | –  |                       |

– Quantity zero.

<sup>1</sup>ICD–10 codes for Upper extremities include S40–S69,T00.2,T01.2,T02.2,T02.4,T03.2,T04.2,T05.0–T05.2,T10–T11.

<sup>2</sup>ICD–10 codes for Lower extremities include S70–S99,T00.3,T01.3,T02.3,T02.5,T03.3,T04.3,T05.3–T05.5,T12–T13.

<sup>3</sup>ICD–10 codes for Multiple sites include T00.8–T00.9,T01.9,T02.1,T02.8–T02.9,T03.1,T03.8–T03.9,T04.1,T04.8–T04.9,T05.8–T05.9,T06–T07.

<sup>4</sup>ICD–10 codes for Other effects of external causes include T33–T35,T66–T70,T72–T74,T75.0,T75.2–T75.8.

<sup>5</sup>Figures include September 11, 2001, related deaths for which death certificates were filed as of October 24, 2002; see "Technical Notes."

<sup>6</sup>Codes \*U01.3 and Y36.3 cannot be divided separately into the subcategories shown below; therefore, subcategories may not add to the total.

<sup>7</sup>Death is unintentional.

Table 17. Number of deaths with any mention and total mentions of specified poisoning or toxic effects by intent of death: United States, 2001

| Cause of death (Based on the <i>International Classification of Diseases, Tenth Revision, 1992</i> )  | Intent of death          |               |         |                     |                          |               |         |                     |
|---|--------------------------|---------------|---------|---------------------|--------------------------|---------------|---------|---------------------|
|   | Any mention              |               |         |                     | Total mentions           |               |         |                     |
|   | All intents <sup>1</sup> | Unintentional | Suicide | Undetermined intent | All intents <sup>1</sup> | Unintentional | Suicide | Undetermined intent |
| All poisonings and toxic effects . . . . . (T36–T65)  | 25,807                   | 17,138        | 5,401   | 2,989               | 41,803                   | 28,161        | 8,707   | 4,568               |
| Poisoning by drugs, medicaments and biological substances . . . . . (T36–T50)                         | 19,988                   | 13,318        | 3,747   | 2,806               | 33,396                   | 22,371        | 6,630   | 4,223               |
| Antibiotics, anti-infectives and antiparasitics . . . . . (T36–37)                                    | 42                       | 30            | 10      | 2                   | 42                       | 30            | 10      | 2                   |
| Hormones and their synthetic substitutes and antagonists, not elsewhere classified . . . . . (T38)    | 105                      | 31            | 65      | 6                   | 105                      | 31            | 65      | 6                   |
| Non-opioid analgesics, antipyretics and antirheumatics . . . . . (T39)                                | 913                      | 380           | 424     | 107                 | 943                      | 390           | 444     | 107                 |
| Salicylates (aspirin) . . . . . (T39.0)   | 166                      | 47            | 101     | 18                  | 166                      | 47            | 101     | 184                 |
| Aminophenol derivatives (acetaminophen/paracetamol) . . . . . (T39.1)                                 | 577                      | 244           | 265     | 66                  | 577                      | 244           | 265     | 66                  |
| Other non-opioid analgesics, antipyretics and antirheumatics . . . . . (T39.2–T39.9)                  | 200                      | 99            | 78      | 23                  | 200                      | 99            | 78      | 23                  |
| Narcotics and psychodysleptics . . . . . (T40)  | 11,673                   | 8,651         | 1,069   | 1,907               | 14,668                   | 11,082        | 1,201   | 2,333               |
| Heroin . . . . . (T40.1)  | 1,793                    | 1,651         | 34      | 106                 | 1,793                    | 1,651         | 34      | 106                 |
| Other specified opioids . . . . . (T40.0,T40.2)   | 3,526                    | 2,549         | 533     | 436                 | 3,527                    | 2,550         | 533     | 436                 |
| Methadone . . . . . (T40.3)   | 1,472                    | 1,169         | 113     | 188                 | 1,472                    | 1,169         | 113     | 188                 |
| Cocaine . . . . . (T40.5)   | 3,934                    | 3,254         | 129     | 522                 | 3,934                    | 3,254         | 129     | 522                 |
| Other and unspecified narcotics and psychodysleptics . . . . . (T40.4,T40.6–T40.9)                    | 3,900                    | 2,423         | 386     | 1,080               | 3,942                    | 2,458         | 392     | 1,081               |
| Anesthetics and therapeutic gases . . . . . (T41)   | 126                      | 87            | 14      | 13                  | 127                      | 87            | 15      | 13                  |
| Antiepileptic, sedative-hypnotic and antiparkinsonism drugs . . . . . (T42)                           | 2,216                    | 1,257         | 719     | 232                 | 2,445                    | 1,372         | 815     | 248                 |
| Barbiturates . . . . . (T42.3)  | 276                      | 107           | 137     | 28                  | 276                      | 107           | 137     | 28                  |
| Benzodiazepines . . . . . (T42.4)   | 1,646                    | 1,045         | 434     | 165                 | 1,646                    | 1,045         | 434     | 165                 |
| Other antiepileptic, sedative-hypnotic and antiparkinsonism drugs . . . . . (T42.0–T42.2,T42.5–T42.8) | 507                      | 217           | 233     | 53                  | 523                      | 220           | 244     | 55                  |
| Psychotropic drugs, not elsewhere classified . . . . . (T43)  | 2,952                    | 1,612         | 978     | 353                 | 3,360                    | 1,830         | 1,119   | 402                 |
| Antidepressants . . . . . (T43.0–T43.2)   | 2,063                    | 950           | 856     | 255                 | 2,225                    | 1,031         | 917     | 275                 |
| Other psychotropic drugs, not elsewhere classified . . . . . (T43.3–T43.9)                            | 1,106                    | 778           | 194     | 127                 | 1,135                    | 799           | 202     | 127                 |
| Other specified and unspecified drugs, medicaments and biological substances . . . . . (T44–T50)      | 11,143                   | 7,337         | 2,681   | 1,065               | 11,706                   | 7,549         | 2,961   | 1,112               |
| Toxic effects of substances chiefly nonmedicinal as to source . . . . . (T51–T65)                     | 7,581                    | 5,128         | 1,967   | 317                 | 8,407                    | 5,790         | 2,077   | 345                 |
| Alcohol . . . . . (T51)   | 1,952                    | 1,550         | 252     | 142                 | 2,050                    | 1,630         | 262     | 150                 |
| Ethanol . . . . . (T51.0)   | 1,273                    | 1,042         | 154     | 76                  | 1,273                    | 1,042         | 154     | 76                  |
| Other and unspecified alcohol . . . . . (T51.1–T51.9)   | 775                      | 588           | 108     | 72                  | 777                      | 588           | 108     | 74                  |
| Organic solvents . . . . . (T52)  | 134                      | 55            | 70      | 9                   | 139                      | 58            | 71      | 10                  |
| Soaps and detergents . . . . . (T55)  | 1                        | –             | 1       | –                   | 1                        | –             | 1       | –                   |
| Metals . . . . . (T56)  | 38                       | 32            | 4       | 2                   | 38                       | 32            | 4       | 2                   |
| Lead . . . . . (T56.0)  | 2                        | 2             | –       | –                   | 2                        | –             | –       | –                   |
| Mercury . . . . . (T56.1)   | –                        | –             | –       | –                   | –                        | –             | –       | –                   |
| Other and unspecified metals . . . . . (T56.2–T56.9)  | 36                       | 30            | 4       | 2                   | 36                       | 30            | 4       | 2                   |
| Carbon monoxide . . . . . (T58)   | 2,702                    | 1,148         | 1,431   | 80                  | 2,702                    | 1,148         | 1,431   | 80                  |
| Other gases, fumes and vapors . . . . . (T59)   | 3,059                    | 2,690         | 157     | 70                  | 3,097                    | 2,724         | 159     | 72                  |
| Pesticides . . . . . (T60)  | 26                       | 8             | 17      | 1                   | 27                       | 8             | 18      | 1                   |
| Insecticides . . . . . (T60.0–T60.2)  | 13                       | 4             | 9       | –                   | 13                       | 4             | 9       | –                   |
| Herbicides and fungicides . . . . . (T60.3)   | 5                        | 2             | 3       | –                   | 5                        | 2             | 3       | –                   |
| Other and unspecified pesticides . . . . . (T60.4–T60.9)  | 9                        | 2             | 6       | 1                   | 9                        | 2             | 6       | 1                   |
| Noxious substances eaten as seafood and other foods . . . . . (T61–T62)                               | 5                        | 3             | 2       | –                   | 5                        | 3             | 2       | –                   |
| Contact with venomous animals . . . . . (T63)   | 60                       | 60            | –       | –                   | 62                       | 62            | –       | –                   |
| Other specified and unspecified substances . . . . . (T53–T54,T57,T64–T65)                            | 274                      | 121           | 123     | 28                  | 286                      | 125           | 129     | 30                  |

– Quantity zero.

<sup>1</sup>Includes intent categories homicide and legal intervention.

**Table 18. Deaths due to natural underlying causes with any mention of external cause of injury, 2001**

[Figure(s) in brackets [ ] applies to the code or range of codes preceding it. For explanation of asterisks (\*) preceding cause-of-death codes, see "Technical Notes"]

| Natural causes of death<br>(Based on the <i>International<br/>Classification of Diseases,<br/>Tenth Revision, 1992</i> )   | Total<br>deaths | Unintentional   |                                |                       |                   |   |                       |  |                        |                          |   | Other unintentional injuries                          |                                       |   |  |
|--|-----------------|---|--------------------------------|-----------------------|-------------------|---|-----------------------|--|------------------------|--------------------------|---|---|---------------------------------------|---|--|
|  |                 | All injury<br>(*U01-*U03,<br>V01-Y36,<br>Y85-Y87,<br>Y89) | Total<br>(V01-X59,<br>Y85-Y86) | Drowning<br>(W65-W74) | Fall<br>(W00-W19) | Fire/hot<br>object or<br>substance<br>(X00-X09) | Firearms<br>(W32-W34) | Motor<br>vehicle<br>traffic <sup>1</sup> | Poisoning<br>(X40-X49) | Suffocation<br>(W75-W84) | Exposure to<br>unspecified<br>factor<br>(X59) | Other and<br>unspecified<br>unintentional<br>injuries | Suicide<br>(*U03, X60-<br>X84, Y87.0) | Homicide<br>(*U01-*U02,<br>X85-Y09,<br>Y87.1) | Undetermined<br>intent<br>(Y10-Y34,<br>Y87.2, Y89.9) |
| All natural causes . . . . .   | 2,256,326       | 36,753  | 36,108                         | 82                    | 4,241             | 143   | 49                    | 702                                      | 2,067                  | 16,639                   | 10,964  | 1,546   | 188                                   | 149   | 275  |
| Salmonella<br>infections . . . . . (A01-A02)   | 41              | -   | -                              | -                     | -                 | -   | -                     | -  | -                      | -                        | -   | -   | -                                     | -   | -  |
| Shigellosis and<br>amebiasis . . . . . (A03,A06)   | 7               | -   | -                              | -                     | -                 | -   | -                     | -  | -                      | -                        | -   | -   | -                                     | -   | -  |
| Certain other intestinal<br>infections . . . . . (A04,A07-A09)   | 1,537           | 62  | 62                             | -                     | 5                 | -   | -                     | 2  | 2                      | 26                       | 26  | 1   | -                                     | -   | -  |
| Tuberculosis . . . . . (A16-A19)   | 764             | 11  | 10                             | -                     | 2                 | -   | -                     | -  | 1                      | 6                        | 1   | -   | -                                     | 1   | -  |
| Respiratory  |                 |   |                                |                       |                   |   |                       |  |                        |                          |   |   |                                       |   |  |
| tuberculosis . . . . . (A16)   | 600             | 9   | 8                              | -                     | 1                 | -   | -                     | -  | 1                      | 5                        | 1   | -   | -                                     | 1   | -  |
| Other tuberculosis (A17-A19)   | 164             | 2   | 2                              | -                     | 1                 | -   | -                     | -  | -                      | 1                        | -   | -   | -                                     | -   | -  |
| Whooping cough . . . . . (A37)   | 17              | -   | -                              | -                     | -                 | -   | -                     | -  | -                      | -                        | -   | -   | -                                     | -   | -  |
| Scarlet fever and<br>erysipelas . . . . . (A38,A46)  | 3               | 1   | 1                              | -                     | -                 | -   | -                     | -  | -                      | -                        | 1   | -   | -                                     | -   | -  |
| Meningococcal<br>infection . . . . . (A39)   | 199             | 1   | 1                              | -                     | -                 | -   | -                     | -  | -                      | -                        | 1   | -   | -                                     | -   | -  |
| Septicemia . . . . . (A40-A41)   | 32,238          | 384   | 374                            | -                     | 42                | -   | -                     | 14                                       | 19                     | 104                      | 166   | 31  | 3                                     | 3   | 4  |
| Syphilis . . . . . (A50-A53)   | 36              | 1   | 1                              | -                     | -                 | -   | -                     | -  | -                      | 1                        | -   | -   | -                                     | -   | -  |
| Acute poliomyelitis . . . . . (A80)  | -               | -   | -                              | -                     | -                 | -   | -                     | -  | -                      | -                        | -   | -   | -                                     | -   | -  |
| Arthropod-borne viral encephalitis . . . . . (A83-A84,A85.2)   | 9               | -   | -                              | -                     | -                 | -   | -                     | -  | -                      | -                        | -   | -   | -                                     | -   | -  |
| Measles . . . . . (B05)  | 1               | -   | -                              | -                     | -                 | -   | -                     | -  | -                      | -                        | -   | -   | -                                     | -   | -  |
| Viral hepatitis . . . . . (B15-B19)  | 5,585           | 60  | 58                             | -                     | 7                 | -   | -                     | 1  | 14                     | 17                       | 15  | 4   | -                                     | -   | -  |
| Human immunodeficiency virus<br>(HIV) disease . . . . . (B20-B24)  | 14,175          | 62  | 59                             | -                     | 3                 | -   | -                     | 1  | 17                     | 21                       | 9   | 8   | 1                                     | 1   | 1  |
| Malaria . . . . . (B50-B54)  | 9               | -   | -                              | -                     | -                 | -   | -                     | -  | -                      | -                        | -   | -   | -                                     | -   | -  |
| Other and unspecified<br>infectious and parasitic<br>diseases and their<br>sequelae . . . . . (A00,A05,<br>A20-A36,A42-A44,A48-A49,<br>A54- A79,A81-A82,A85.0-<br>A85.1,A85.8,A86-B04, B06-<br>B09,B25- B49,B55-B99) | 5,715           | 85  | 84                             | -                     | 6                 | 2   | -                     | 1  | 7                      | 42                       | 26  | 2   | -                                     | -   | -  |
| Malignant<br>neoplasms . . . . . (C00-C97)   | 553,768         | 2,567   | 2,530                          | 2                     | 216               | 8   | 7                     | 17                                       | 81                     | 998                      | 1,100   | 107   | 17                                    | 7   | 7  |
| Malignant neoplasms of lip,<br>oral cavity and<br>pharynx . . . . . (C00-C14)  | 7,702           | 115   | 115                            | -                     | 4                 | -   | -                     | 1  | -                      | 90                       | 18  | 2   | -                                     | -   | -  |
| Malignant neoplasm of<br>esophagus . . . . . (C15)   | 12,530          | 124   | 123                            | -                     | 4                 | -   | -                     | -  | 1                      | 106                      | 11  | 1   | -                                     | -   | -  |

See footnotes at end of table.

**Table 18. Deaths due to natural underlying causes with any mention of external cause of injury, 2001—Con.**

[Figure(s) in brackets [ ] applies to the code or range of codes preceding it. For explanation of asterisks (\*) preceding cause-of-death codes, see "Technical Notes"]

| Natural causes of death<br>(Based on the <i>International<br/>Classification of Diseases,<br/>Tenth Revision, 1992</i> ) | Total<br>deaths | Unintentional   |                                |                       |                   |   |                       |  |                        |                          |   | Other unintentional injuries                          |                                       |   |  |  |
|--|-----------------|---|--------------------------------|-----------------------|-------------------|---|-----------------------|--|------------------------|--------------------------|---|---|---------------------------------------|---|--|--|
|  |                 | All injury<br>(*U01–*U03,<br>V01–Y36,<br>Y85–Y87,<br>Y89) | Total<br>(V01–X59,<br>Y85–Y86) | Drowning<br>(W65–W74) | Fall<br>(W00–W19) | Fire/hot<br>object or<br>substance<br>(X00–X09) | Firearms<br>(W32–W34) | Motor<br>vehicle<br>traffic <sup>1</sup> | Poisoning<br>(X40–X49) | Suffocation<br>(W75–W84) | Exposure to<br>unspecified<br>factor<br>(X59) | Other and<br>unspecified<br>unintentional<br>injuries | Suicide<br>(*U03, X60–<br>X84, Y87.0) | Homicide<br>(*U01–*U02,<br>X85–Y09,<br>Y87.1) | Undetermined<br>intent<br>(Y10–Y34,<br>Y87.2, Y89.9) |  |
| Malignant neoplasm of<br>stomach . . . . . (C16)   | 12,319          | 53  | 53                             | –                     | –                 | –   | –                     | –  | 3                      | 37                       | 13  | –   | –                                     | –   |  |  |
| Malignant neoplasms of<br>colon, rectum and<br>anus . . . . . (C18–<br>C21)  | 56,887          | 231   | 228                            | –                     | 18                | –   | 1                     | 1  | 3                      | 99                       | 100   | 7   | 3                                     | –   |  |  |
| Malignant neoplasms of<br>liver and intrahepatic<br>bile ducts . . . . . (C22)   | 13,351          | 40  | 40                             | –                     | 8                 | 1   | –                     | 2  | 2                      | 13                       | 15  | –   | –                                     | –   |  |  |
| Malignant neoplasm of<br>pancreas . . . . . (C25)  | 29,803          | 92  | 91                             | –                     | 10                | –   | –                     | 1  | 2                      | 40                       | 32  | 6   | 1                                     | –   |  |  |
| Malignant neoplasm of<br>larynx . . . . . (C32)  | 3,797           | 62  | 62                             | –                     | 1                 | –   | –                     | –  | 1                      | 50                       | 9   | 1   | –                                     | –   |  |  |
| Malignant neoplasms<br>of trachea, bronchus<br>and lung . . . . . (C33–<br>C34)  | 156,058         | 591   | 578                            | 1                     | 72                | 2   | 2                     | 4  | 29                     | 163                      | 285   | 21  | 6                                     | 2   |  |  |
| Malignant melanoma of<br>skin . . . . . (C43)  | 7,542           | 18  | 18                             | –                     | 2                 | –   | 1                     | –  | –                      | 3                        | 10  | 2   | –                                     | –   |  |  |
| Malignant neoplasm of<br>breast . . . . . (C50)  | 41,809          | 154   | 151                            | –                     | 17                | –   | –                     | 2  | 5                      | 24                       | 97  | 6   | 2                                     | 1   |  |  |
| Malignant neoplasm of<br>cervix uteri . . . . . (C53)  | 4,092           | 12  | 12                             | –                     | –                 | –   | –                     | –  | 1                      | 3                        | 5   | 3   | –                                     | –   |  |  |
| Malignant neoplasms of<br>corpus uteri and uterus,<br>part unspecified . (C54–<br>C55)                                   | 6,784           | 30  | 29                             | –                     | 1                 | 1   | –                     | –  | –                      | 13                       | 13  | 1   | 1                                     | –   |  |  |
| Malignant neoplasm of<br>ovary . . . . . (C56)   | 14,414          | 39  | 39                             | –                     | 4                 | –   | –                     | 1  | 1                      | 19                       | 13  | 1   | –                                     | –   |  |  |
| Malignant neoplasm of<br>prostate . . . . . (C61)  | 30,719          | 177   | 171                            | 1                     | 15                | 2   | 1                     | –  | 5                      | 31                       | 106   | 10  | 2                                     | 2   |  |  |
| Malignant neoplasms of<br>kidney and renal<br>pelvis . . . . . (C64–<br>C65)   | 12,078          | 39  | 39                             | –                     | 4                 | –   | –                     | –  | –                      | 11                       | 24  | 1   | –                                     | –   |  |  |
| Malignant neoplasm of<br>bladder . . . . . (C67)   | 12,225          | 68  | 67                             | –                     | 7                 | –   | –                     | 1  | 1                      | 18                       | 34  | 6   | 1                                     | –   |  |  |
| Malignant neoplasms of<br>meninges, brain and other<br>parts of central nervous<br>system . . . . . (C70–<br>C72)        | 12,609          | 59  | 58                             | –                     | 5                 | –   | –                     | –  | 1                      | 38                       | 10  | 4   | 1                                     | –   |  |  |
| Malignant neoplasms of<br>lymphoid, hematopoietic and<br>related tissue . . (C81–<br>C96)                                | 56,341          | 322   | 319                            | –                     | 28                | 1   | 1                     | 2  | 15                     | 90                       | 175   | 9   | –                                     | 1   |  |  |
| Hodgkin's disease . . (C81)  | 1,323           | 9   | 9                              | –                     | 1                 | –   | –                     | –  | 3                      | 5                        | –   | 1   | –                                     | –   |  |  |

See footnotes at end of table.



**Table 18. Deaths due to natural underlying causes with any mention of external cause of injury, 2001—Con.**

[Figure(s) in brackets [ ] applies to the code or range of codes preceding it. For explanation of asterisks (\*) preceding cause-of-death codes, see "Technical Notes"]

| Natural causes of death<br>(Based on the <i>International<br/>Classification of Diseases,<br/>Tenth Revision, 1992</i> )                   | Total<br>deaths | Unintentional   |                                |                       |                   |   |                       |  |                        |                          |   | Other unintentional injuries                          |                                       |   |  |
|--|-----------------|---|--------------------------------|-----------------------|-------------------|---|-----------------------|--|------------------------|--------------------------|---|---|---------------------------------------|---|--|
|  |                 | All injury<br>(*U01–*U03,<br>V01–Y36,<br>Y85–Y87,<br>Y89) | Total<br>(V01–X59,<br>Y85–Y86) | Drowning<br>(W65–W74) | Fall<br>(W00–W19) | Fire/hot<br>object or<br>substance<br>(X00–X09) | Firearms<br>(W32–W34) | Motor<br>vehicle<br>traffic <sup>1</sup> | Poisoning<br>(X40–X49) | Suffocation<br>(W75–W84) | Exposure to<br>unspecified<br>factor<br>(X59) | Other and<br>unspecified<br>unintentional<br>injuries | Suicide<br>(*U03, X60–<br>X84, Y87.0) | Homicide<br>(*U01–*U02,<br>X85–Y09,<br>Y87.1) | Undetermined<br>intent<br>(Y10–Y34,<br>Y87.2, Y89.9) |
| Non-Hodgkin's lymphoma . . . (C82–C85)   | 22,305          | 108   | 106                            | –                     | 12                | 1   | –                     | 1  | 5                      | 41                       | 47  | –   | –                                     | 1   |  |
| Leukemia . . . (C91–C95)   | 21,451          | 102   | 101                            | –                     | 7                 | –   | –                     | 1  | 7                      | 26                       | 56  | 4   | –                                     | –   |  |
| Multiple myeloma and immunoproliferative neoplasms . . . (C88,C90)   | 11,172          | 102   | 102                            | –                     | 8                 | –   | 1                     | –  | –                      | 17                       | 72  | 4   | –                                     | –   |  |
| Other and unspecified malignant neoplasms of lymphoid, hematopoietic and related tissue . (C96)  | 90              | 1   | 1                              | –                     | –                 | –   | –                     | –  | –                      | 1                        | –   | –   | –                                     | –   |  |
| All other and unspecified malignant neoplasms . . (C17, C23–C24,C26–C31,C37–C41,C44–C49,C51–C52, C57–C60,C62–C63,C66, C68–C69,C73–C80,C97) | 62,708          | 341   | 337                            | –                     | 16                | 1   | 1                     | 2  | 11                     | 150                      | 130   | 26  | –                                     | 1   | 3  |
| In situ neoplasms, benign neoplasms and neoplasms of uncertain or unknown behavior . . . . . (D00–D48)                                     | 13,676          | 136   | 128                            | –                     | 9                 | –   | –                     | 1  | 3                      | 55                       | 56  | 5   | 5                                     | 1   | 1  |
| Anemias . . . . . (D50–D64)  | 4,627           | 68  | 67                             | –                     | 10                | –   | 1                     | 2  | 2                      | 23                       | 25  | 4   | –                                     | –   | 1  |
| Diabetes mellitus . . . (E10–E14)  | 71,372          | 800   | 785                            | 1                     | 81                | 5   | 2                     | 15                                       | 41                     | 268                      | 324   | 51  | 6                                     | 2   | 5  |
| Nutritional deficiencies . . . . . (E40–E64)   | 3,704           | 136   | 133                            | –                     | 12                | –   | 1                     | 3  | 1                      | 59                       | 54  | 5   | 1                                     | 1   | –  |
| Malnutrition . . . . . (E40–E46)   | 3,454           | 126   | 124                            | –                     | 12                | –   | 1                     | 3  | 1                      | 53                       | 52  | 4   | –                                     | 1   | –  |
| Other nutritional deficiencies . . . . . (E50–E64)   | 250             | 10  | 9                              | –                     | –                 | –   | –                     | –  | –                      | 6                        | 2   | 1   | 1                                     | –   | –  |
| Meningitis . . . . . (G00,G03)   | 727             | 6   | 5                              | –                     | 1                 | –   | –                     | 1  | –                      | 2                        | –   | 1   | –                                     | 1   | –  |
| Parkinson's disease . . (G20–G21)  | 16,544          | 894   | 893                            | –                     | 34                | –   | –                     | –  | 2                      | 731                      | 118   | 13  | –                                     | –   | –  |
| Alzheimer's disease . . . . . (G30)  | 53,852          | 2,082   | 2,076                          | –                     | 122               | –   | –                     | 2  | 4                      | 1,293                    | 613   | 62  | 4                                     | 1   | 1  |
| Major cardiovascular diseases . . . . . (I00–I78)  | 922,334         | 15,757  | 15,510                         | 46                    | 2,678             | 85  | 21                    | 455                                      | 981                    | 5,260                    | 5,309   | 763   | 50                                    | 71  | 114  |
| Diseases of heart . . . . . (I00–I09,I11,I13, I20–I51)   | 700,142         | 9,971   | 9,772                          | 45                    | 2,335             | 76  | 16                    | 391                                      | 833                    | 1,390                    | 4,102   | 625   | 27                                    | 56  | 107  |
| Acute rheumatic fever and chronic rheumatic heart diseases . . . . . (I00–I09)   | 3,489           | 66  | 66                             | 2                     | 9                 | –   | –                     | –  | 2                      | 17                       | 32  | 4   | –                                     | –   | –  |
| Hypertensive heart disease . . . . . (I11)   | 24,689          | 546   | 532                            | 5                     | 148               | 8   | –                     | 22                                       | 113                    | 26                       | 171   | 41  | 1                                     | 2   | 10   |
| Hypertensive heart and renal disease . . . . . (I13)   | 2,826           | 52  | 49                             | –                     | 10                | –   | –                     | 1  | 8                      | 4                        | 24  | 2   | –                                     | –   | 3  |

See footnotes at end of table.

**Table 18. Deaths due to natural underlying causes with any mention of external cause of injury, 2001—Con.**

[Figure(s) in brackets [ ] applies to the code or range of codes preceding it. For explanation of asterisks (\*) preceding cause-of-death codes, see "Technical Notes"]

| Natural causes of death<br>(Based on the <i>International<br/>Classification of Diseases,<br/>Tenth Revision, 1992</i> ) | Total<br>deaths | All injury<br>(*U01–*U03,<br>V01–Y36,<br>Y85–Y87,<br>Y89) | Unintentional                  |                       |                   |   |                       |  |                        |                          | Other unintentional injuries                  |   |                                       |   |  |
|--|-----------------|---|--------------------------------|-----------------------|-------------------|---|-----------------------|--|------------------------|--------------------------|---|---|---------------------------------------|---|--|
|  |                 |   | Total<br>(V01–X59,<br>Y85–Y86) | Drowning<br>(W65–W74) | Fall<br>(W00–W19) | Fire/hot<br>object or<br>substance<br>(X00–X09) | Firearms<br>(W32–W34) | Motor<br>vehicle<br>traffic <sup>1</sup> | Poisoning<br>(X40–X49) | Suffocation<br>(W75–W84) | Exposure to<br>unspecified<br>factor<br>(X59) | Other and<br>unspecified<br>unintentional<br>injuries | Suicide<br>(*U03, X60–<br>X84, Y87.0) | Homicide<br>(*U01–*U02,<br>X85–Y09,<br>Y87.1) | Undetermined<br>intent<br>(Y10–Y34,<br>Y87.2, Y89.9) |
| Ischemic heart<br>diseases . . . . . (I20–I25)   | 502,189         | 7,057   | 6,923                          | 32                    | 1,833             | 58  | 11                    | 283                                      | 496                    | 876                      | 2,893   | 464   | 21                                    | 41  | 64   |
| Acute myocardial<br>infarction . . . . . (I21–I22)   | 184,757         | 1,801   | 1,768                          | 5                     | 296               | 15  | 7                     | 96                                       | 87                     | 250                      | 925   | 94  | 10                                    | 6   | 13   |
| Other acute ischemic<br>heart diseases . . . . . (I24)   | 3,351           | 42  | 40                             | –                     | 8                 | –   | –                     | 1  | 5                      | 2                        | 21  | 3   | 1                                     | 1   | –  |
| Other forms of chronic<br>ischemic heart<br>disease . . . . . (I20,I25)  | 314,081         | 5,214   | 5,115                          | 27                    | 1,529             | 43  | 4                     | 186                                      | 404                    | 624                      | 1,947   | 367   | 10                                    | 34  | 51   |
| Atherosclerotic<br>cardiovascular disease,<br>so described . . . . . (I25.0)   | 68,103          | 1,773   | 1,727                          | 14                    | 771               | 23  | 1                     | 69                                       | 161                    | 142                      | 361   | 189   | 3                                     | 16  | 25   |
| All other forms of<br>chronic ischemic heart<br>disease (I20,I25.1–I25.9)  | 245,978         | 3,441   | 3,388                          | 13                    | 758               | 20  | 3                     | 117                                      | 243                    | 482                      | 1,586   | 178   | 7                                     | 18  | 26   |
| Other heart<br>diseases . . . . . (I26–I51)  | 166,949         | 2,250   | 2,202                          | 6                     | 335               | 10  | 5                     | 85                                       | 214                    | 467                      | 982   | 114   | 5                                     | 13  | 30   |
| Acute and subacute<br>endocarditis . . . . . (I33)   | 1,178           | 14  | 14                             | –                     | 1                 | –   | –                     | –  | 5                      | 2                        | 6   | –   | –                                     | –   | –  |
| Diseases of pericardium<br>and acute myo-<br>carditis . . . . . (I30–I31,I40)  | 839             | 9   | 6                              | –                     | 1                 | 1   | –                     | –  | 1                      | 1                        | 2   | –   | –                                     | 1   | 2  |
| Heart failure . . . . . (I50)  | 56,934          | 642   | 639                            | –                     | 85                | 1   | 1                     | 8  | 17                     | 169                      | 341   | 19  | 1                                     | 2   | –  |
| All other forms of heart<br>disease . . . . . (I26–I28,I34–<br>I38,I42– I49,I51)   | 107,998         | 1,585   | 1,543                          | 6                     | 248               | 8   | 4                     | 77                                       | 191                    | 295                      | 633   | 95  | 4                                     | 10  | 28   |
| Essential (primary)<br>hypertension and<br>hypertensive renal<br>disease . . . . . (I10,I12)                             | 19,250          | 269   | 263                            | –                     | 40                | 1   | 1                     | 2  | 13                     | 57                       | 143   | 8   | 4                                     | 1   | 1  |
| Cerebrovascular<br>diseases . . . . . (I60–I69)  | 163,538         | 5,100   | 5,061                          | 1                     | 259               | 4   | 3                     | 46                                       | 103                    | 3,703                    | 878   | 108   | 18                                    | 13  | 5  |
| Atherosclerosis . . . . . (I70)  | 14,086          | 208   | 208                            | –                     | 21                | 3   | 1                     | 5  | 3                      | 42                       | 123   | 11  | –                                     | –   | –  |
| Other diseases of circulatory<br>system . . . . . (I71–I78)  | 25,318          | 209   | 206                            | –                     | 23                | 1   | –                     | 11                                       | 29                     | 68                       | 63  | 11  | 1                                     | 1   | 1  |
| Aortic aneurysm and<br>dissection . . . . . (I71)  | 15,234          | 102   | 101                            | –                     | 9                 | –   | –                     | 8  | 26                     | 27                       | 25  | 6   | 1                                     | –   | –  |
| Other diseases of arteries,<br>arterioles and<br>capillaries . . . . . (I72–I78)   | 10,084          | 107   | 105                            | –                     | 14                | 1   | –                     | 3  | 3                      | 41                       | 38  | 5   | –                                     | 1   | 1  |
| Other disorders of circulatory<br>system . . . . . (I80–I99)   | 4,665           | 89  | 84                             | 1                     | 23                | 1   | 1                     | 5  | 5                      | 16                       | 26  | 6   | 1                                     | 2   | 2  |

See footnotes at end of table.

**Table 18. Deaths due to natural underlying causes with any mention of external cause of injury, 2001—Con.**

[Figure(s) in brackets [ ] applies to the code or range of codes preceding it. For explanation of asterisks (\*) preceding cause-of-death codes, see "Technical Notes"]

| Natural causes of death<br>(Based on the <i>International<br/>Classification of Diseases,<br/>Tenth Revision, 1992</i> ) | Total<br>deaths | Unintentional   |                                |                       |                   |   |                       |  |                        |                          | Other unintentional injuries                  |   |                                       |   |  |
|--|-----------------|---|--------------------------------|-----------------------|-------------------|---|-----------------------|--|------------------------|--------------------------|---|---|---------------------------------------|---|--|
|  |                 | All injury<br>(*U01–*U03,<br>V01–Y36,<br>Y85–Y87,<br>Y89) | Total<br>(V01–X59,<br>Y85–Y86) | Drowning<br>(W65–W74) | Fall<br>(W00–W19) | Fire/hot<br>object or<br>substance<br>(X00–X09) | Firearms<br>(W32–W34) | Motor<br>vehicle<br>traffic <sup>1</sup> | Poisoning<br>(X40–X49) | Suffocation<br>(W75–W84) | Exposure to<br>unspecified<br>factor<br>(X59) | Other and<br>unspecified<br>unintentional<br>injuries | Suicide<br>(*U03, X60–<br>X84, Y87.0) | Homicide<br>(*U01–*U02,<br>X85–Y09,<br>Y87.1) | Undetermined<br>intent<br>(Y10–Y34,<br>Y87.2, Y89.9) |
| Influenza and pneumonia . . . . . (J10–J18)  | 62,034          | 329   | 326                            | –                     | 49                | –   | –                     | 10                                       | 12                     | 151                      | 98  | 8   | 1                                     | 2   | –  |
| Influenza . . . . . (J10–J11)  | 257             | 3   | 3                              | –                     | 1                 | –   | –                     | –  | –                      | 1                        | 1   | –   | –                                     | –   |  |
| Pneumonia . . . . . (J12–J18)  | 61,777          | 326   | 323                            | –                     | 48                | –   | –                     | 10                                       | 12                     | 150                      | 97  | 8   | 1                                     | 2   |  |
| Other acute lower respiratory infections . . . . . (J20–J22)   | 347             | 8   | 8                              | –                     | –                 | –   | –                     | –  | –                      | 4                        | 3   | 1   | –                                     | –   |  |
| Acute bronchitis and bronchiolitis . . . . . (J20–J21)   | 263             | 6   | 6                              | –                     | –                 | –   | –                     | –  | –                      | 3                        | 3   | –   | –                                     | –   |  |
| Unspecified acute lower respiratory infection . . . . . (J22)  | 84              | 2   | 2                              | –                     | –                 | –   | –                     | –  | –                      | 1                        | –   | 1   | –                                     | –   |  |
| Chronic lower respiratory diseases . . . . . (J40–J47)   | 123,013         | 2,080   | 2,049                          | –                     | 271               | 16  | 3                     | 30                                       | 119                    | 629                      | 873   | 125   | 6                                     | 7   |  |
| Bronchitis, chronic and unspecified . . . . . (J40–J42)  | 959             | 30  | 29                             | –                     | 2                 | –   | –                     | –  | 3                      | 18                       | 3   | 3   | –                                     | –   |  |
| Emphysema . . . . . (J43)  | 16,242          | 176   | 173                            | –                     | 26                | –   | –                     | 4  | 9                      | 57                       | 75  | 5   | 1                                     | 1   |  |
| Asthma . . . . . (J45–J46)   | 4,269           | 120   | 117                            | –                     | 1                 | 1   | –                     | 3  | 50                     | 41                       | 15  | 6   | –                                     | 1   |  |
| Other chronic lower respiratory diseases . . . . . (J44, J47)  | 101,543         | 1,754   | 1,730                          | –                     | 242               | 15  | 3                     | 23                                       | 57                     | 513                      | 780   | 111   | 5                                     | 5   |  |
| Pneumoconioses and chemical effects . . . . . (J60–J66, J68)   | 1,136           | 30  | 29                             | –                     | 1                 | 3   | –                     | 1  | 3                      | 9                        | 10  | 2   | 1                                     | –   |  |
| Pneumonitis due to solids and liquids . . . . . (J69)  | 17,301          | 2,748   | 2,740                          | –                     | 54                | 1   | –                     | 8  | 10                     | 2,480                    | 250   | 24  | 3                                     | 2   |  |
| Other diseases of respiratory system . . . . . (J00–J06, J30–J39, J67, J70–J98)  | 26,178          | 482   | 469                            | 1                     | 55                | 4   | 1                     | 18                                       | 59                     | 195                      | 119   | 22  | 8                                     | –   |  |
| Peptic ulcer . . . . . (K25–K28)   | 4,491           | 121   | 120                            | –                     | 19                | –   | –                     | 1  | 6                      | 57                       | 38  | 3   | –                                     | 1   |  |
| Diseases of appendix . . . . . (K35–K38)   | 428             | 7   | 7                              | –                     | 1                 | –   | –                     | –  | 1                      | 5                        | –   | –   | –                                     | –   |  |
| Hernia . . . . . (K40–K46)   | 1,522           | 89  | 87                             | –                     | 3                 | –   | –                     | –  | 1                      | 73                       | 8   | 3   | –                                     | 2   |  |
| Chronic liver disease and cirrhosis . . . . . (K70, K73–K74)   | 27,035          | 284   | 274                            | –                     | 27                | 1   | 1                     | 16                                       | 25                     | 77                       | 107   | 20  | 2                                     | 1   |  |
| Alcoholic liver disease . . . . . (K70)  | 12,207          | 132   | 128                            | –                     | 17                | 1   | –                     | 5  | 14                     | 42                       | 38  | 11  | 1                                     | 1   |  |
| Other chronic liver disease and cirrhosis . . . . . (K73–K74)  | 14,828          | 152   | 146                            | –                     | 10                | –   | 1                     | 11                                       | 11                     | 35                       | 69  | 9   | 1                                     | –   |  |
| Cholelithiasis and other disorders of gallbladder . . . . . (K80–K82)  | 2,965           | 43  | 43                             | –                     | 3                 | 1   | –                     | 1  | –                      | 20                       | 15  | 3   | –                                     | –   |  |
| Nephritis, nephrotic syndrome and nephrosis . . . . . (N00–N07, N17–N19, N25–N27)  | 39,480          | 395   | 388                            | –                     | 47                | 4   | –                     | 12                                       | 23                     | 107                      | 185   | 11  | 4                                     | 1   |  |

See footnotes at end of table.

**Table 18. Deaths due to natural underlying causes with any mention of external cause of injury, 2001—Con.**

[Figure(s) in brackets [ ] applies to the code or range of codes preceding it. For explanation of asterisks (\*) preceding cause-of-death codes, see "Technical Notes"]

| Natural causes of death<br>(Based on the <i>International<br/>Classification of Diseases,<br/>Tenth Revision, 1992</i> )                              | Total<br>deaths | Unintentional   |                                |                       |                   |   |                       |  |                        |                          |   | Other unintentional injuries                          |                                       |   |  |
|---|-----------------|---|--------------------------------|-----------------------|-------------------|---|-----------------------|--|------------------------|--------------------------|---|---|---------------------------------------|---|--|
|   |                 | All injury<br>(*U01–*U03,<br>V01–Y36,<br>Y85–Y87,<br>Y89) | Total<br>(V01–X59,<br>Y85–Y86) | Drowning<br>(W65–W74) | Fall<br>(W00–W19) | Fire/hot<br>object or<br>substance<br>(X00–X09) | Firearms<br>(W32–W34) | Motor<br>vehicle<br>traffic <sup>1</sup> | Poisoning<br>(X40–X49) | Suffocation<br>(W75–W84) | Exposure to<br>unspecified<br>factor<br>(X59) | Other and<br>unspecified<br>unintentional<br>injuries | Suicide<br>(*U03, X60–<br>X84, Y87.0) | Homicide<br>(*U01–*U02,<br>X85–Y09,<br>Y87.1) | Undetermined<br>intent<br>(Y10–Y34,<br>Y87.2, Y89.9) |
| Acute and rapidly progressive nephritic and nephrotic syndrome . . . (N00–N01,N04)  | 156             | –   | –                              | –                     | –                 | –   | –                     | –  | –                      | –                        | –   | –   | –                                     | –   |  |
| Chronic glomerulonephritis, nephritis and nephropathy not specified as acute or chronic, and renal sclerosis unspecified . . . (N02–N03, N05–N07,N26) | 511             | 4   | 4                              | –                     | –                 | –   | –                     | –  | –                      | 1                        | 3   | –   | –                                     | –   |  |
| Renal failure . . . (N17–N19)   | 38,784          | 390   | 383                            | –                     | 47                | 4   | –                     | 12                                       | 22                     | 106                      | 182   | 11  | 4                                     | 1   |  |
| Other disorders of kidney . . . . . (N25,N27)   | 29              | 1   | 1                              | –                     | –                 | –   | –                     | –  | –                      | –                        | –   | –   | –                                     | –   |  |
| Infections of kidney . . . . . (N10–N12,N13.6,N15.1)  | 748             | 14  | 13                             | –                     | 2                 | –   | –                     | –  | –                      | 6                        | 2   | –   | –                                     | –   |  |
| Hyperplasia of prostate . . (N40)   | 439             | 11  | 11                             | –                     | 2                 | –   | –                     | –  | –                      | 5                        | 4   | –   | –                                     | –   |  |
| Inflammatory diseases of female pelvic organs . . . . . (N70–N76)   | 127             | 1   | 1                              | –                     | –                 | –   | –                     | –  | –                      | –                        | 1   | –   | –                                     | –   |  |
| Pregnancy, childbirth and the puerperium . . . . . (O00–O99)  | 416             | –   | –                              | –                     | –                 | –   | –                     | –  | –                      | –                        | –   | –   | –                                     | –   |  |
| Pregnancy with abortive outcome . . . . . (O00–O07)   | 38              | –   | –                              | –                     | –                 | –   | –                     | –  | –                      | –                        | –   | –   | –                                     | –   |  |
| Other complications of pregnancy, childbirth and the puerperium . . . . . (O10–O99)   | 378             | –   | –                              | –                     | –                 | –   | –                     | –  | –                      | –                        | –   | –   | –                                     | –   |  |
| Certain conditions originating in the perinatal period . . . . . (P00–P96)  | 13,887          | 52  | 37                             | 3                     | 2                 | –   | –                     | 4  | 1                      | 19                       | 6   | 2   | –                                     | 11  |  |
| Congenital malformations, deformations and chromosomal abnormalities . . . . . (Q00–Q99)  | 10,442          | 165   | 162                            | –                     | 6                 | –   | –                     | 3  | 11                     | 112                      | 26  | 5   | –                                     | 2   |  |
| Symptoms, signs and abnormal clinical and laboratory findings, not elsewhere classified . . . . . (R00–R99)   | 32,326          | 40  | 18                             | –                     | 6                 | –   | –                     | 2  | –                      | 5                        | 3   | 2   | –                                     | 1   |  |
| All other diseases . . . . . (Residual)   | 186,406         | 6,652   | 6,465                          | 28                    | 442               | 12  | 11                    | 76                                       | 613                    | 3,763                    | 1,346   | 252   | 75                                    | 30  |  |

– Quantity zero.

<sup>1</sup>ICD–10 codes for Motor vehicle traffic accidents are V02–V04[.1,.9], V09.2, V12–V14[.3–.9], V19[.4–.6], V20–V28[.3–.9], V29–V79[.4–.9], V80[.3–.5], V81.1, V82.1, V83–V86[.0–.3], V87[.0–.8], V89.2.

## Technical Notes

### Nature and sources of data

Data in this report are based on information from all death certificates filed in the 50 States and the District of Columbia. The U.S. Standard Certificate of Death—which is used as a model by the States—was last revised in 1989; for additional details see the 1989 revision of the U.S. standard certificates and reports (31) and Technical Appendix of Vital Statistics of the United States, 1989, Volume II, Mortality, part A (32).

Mortality statistics are based on information coded by the States and provided to the National Center for Health Statistics (NCHS) through the Vital Statistics Cooperative Program and from copies of the original certificates received by NCHS from the State registration offices. In 2001 all the States and the District of Columbia participated in this program and submitted part or all of the mortality data for 2001 in electronic data files to NCHS.

Data for the entire United States refer to events occurring within the United States. Data shown for geographic areas are by place of residence. Beginning with 1970, mortality statistics for the United States exclude deaths of nonresidents of the United States. All data exclude fetal deaths.

### Terrorism-related deaths

Terrorism-related deaths referred to in this report do not represent a final count of deaths resulting from the terrorist attacks on September 11, 2001, as this figure has not yet been determined. To date, an estimated 2,988 deaths resulted from the September 11, 2001, terrorist attacks that occurred in New York City, Pennsylvania, and Virginia (7). Of these, an estimated 2,752 deaths occurred in New York City, 189 in Virginia, and 44 in Pennsylvania. Three deaths occurred in other States, one each in Massachusetts, Missouri, and New Jersey, to persons who were injured on September 11 but died as the result of their injuries at a later date. The New Jersey death occurred in 2002.

As of October 24, 2002, death certificates were issued for 2,957 of the estimated 2,988 individuals believed to have died as a result of the September 11 attacks (7). Of these, four were issued for terrorists and are classified as suicides. The criteria for issuing a death certificate for those believed to have died in the attacks differed by State, reflecting differences in State laws regarding death certification. Pennsylvania issued a death certificate for every individual, including the terrorists. Death certificates were not issued for any of the terrorists in Virginia or New York City. Virginia issued a death certificate only for those victims whose remains were identified. New York City issued a death certificate for those whose remains were identified or, if remains were not recovered, for those whose families applied for a death certificate. For more detailed information regarding New York City's processing of these deaths, see *Deaths in World Trade Center Terrorist Attacks—New York City, 2001* at <http://www.cdc.gov/mmwr/preview/mmwrhtml/mm51SPa6.htm>.

Data in this report include deaths to residents of the United States. Tables in this report include only the September 11 related deaths that occurred to residents of the United States in 2001 for which a certificate was issued as of October 24, 2002. Of these deaths, 2,922 are classified as homicides and four as suicides.

### Cause-of-death classification

The mortality statistics presented in this report were compiled in accordance with World Health Organization (WHO) regulations, which specify that member nations classify and code causes of death in accordance with the current revision of the *International Classification of Diseases* (ICD). The ICD provides the basic guidance used in virtually all countries to classify and code causes of death. Effective with deaths occurring in 1999, the United States began using the *International Classification of Diseases, Tenth Revision*, (ICD-10) of this classification (10). For earlier years, causes of death were classified according to the revisions then in use—1979–98, Ninth Revision; 1968–78, Eighth Revision, adapted for use in the United States; 1958–67, Seventh Revision; and 1949–57, Sixth Revision.

Changes in classification of causes of death due to these revisions may result in discontinuities in cause-of-death trends. Consequently, cause-of-death comparisons across revisions require consideration of comparability ratios and, where available, estimates of their standard errors. Comparability ratios describing the differences among the Sixth and Seventh Revisions, the Seventh and Eighth Revisions, the Eighth and Ninth Revisions, and the Ninth and Tenth Revisions may be found in other NCHS reports (33–36). Ninth to Tenth Revision comparability ratios based on the external cause of death matrix are provided in [Table I](#).

The ICD not only details disease classification but also provides definitions, tabulation lists, the format of the death certificate, and the rules for coding cause of death. Cause-of-death data presented in this publication were coded by procedures outlined in annual issues of the *NCHS Instruction Manual* (37,38). It includes rules for selecting the underlying cause of death for tabulation purposes, definitions, tabulation lists, and regulations on the use of the ICD.

In this report most of the tabulations showing cause-of-death statistics are based on the underlying cause of death. The underlying cause is defined by the ICD as “the disease or injury which initiated the train of events leading directly to death, or the circumstances of the accident or violence which produced the fatal injury” (10). It is selected from the conditions entered by the physician in the cause-of-death section of the death certificate. Generally, more medical information is reported on death certificates than is directly reflected in the underlying cause of death. The set of causes or conditions listed on the death certificate are referred to as multiple causes of death. Coding of the underlying cause of death requires first coding multiple causes of death. The underlying cause is then selected from among the multiple causes according to the sequence of the multiple-cause coded conditions as listed on the certificate, provisions of the ICD, and associated selection and modification rules.

Prior to the 1968 data year, mortality medical data were based on manual coding of an underlying cause of death for each certificate in accordance with the ICD rules. Effective with data year 1968, NCHS converted to computerized coding of the underlying cause and manual coding of all causes (multiple causes) on the death certificate. In this system, called “Automated Classification of Medical Entities” or ACME (39), multiple cause codes serve as inputs to the computer software that employs the ICD rules to select the underlying cause. The ACME system is used to select the underlying cause of death for all death certificates in the United States.

Beginning with 1990 data, the Mortality Medical Indexing, Classification, and Retrieval system (MICAR) (40,41) was introduced to

**Table I. ICD-10 and ICD-9 comparability ratios according to mechanism of injury and intent of death**

[Figures in brackets [ ] apply to the code or range of codes preceding them. For explanation of asterisks (\*) preceding cause-of-death codes, see "Technical Notes"]

| Mechanism and intent of death      | ICD-10 codes  | ICD-9 codes <sup>1</sup>   | Comparability ratio |
|------------------------------------|---|--|---------------------|
| All injury                         | *U01-U03,V01-Y36,Y85-Y87,Y89  | E800-E869,E880-E929,E950-E999                                      | 1.0159              |
| Unintentional                      | V01-X59,Y85-Y86   | E800-E869,E880-E929  | 1.0251              |
| Suicide                            | *U03,X60-X84,Y87.0  | E950-E959  | 1.0022              |
| Homicide                           | *U01-U02,X85-Y09,Y87.1  | E960-E969  | 1.0020              |
| Undetermined                       | Y10-Y34,Y87.2,Y89.9   | E980-E989  | 0.9867              |
| Legal intervention/war             | Y35-Y36,Y89[.0,.1]  | E970-E978,E990-E999  | 0.9235              |
| Cut/pierce                         | W25-W29,W45,X78,X99,Y28,Y35.4   | E920,E956,E966,E974,E986   | 0.9428              |
| Unintentional                      | W25-W29,W45   | E920   | 0.8049              |
| Suicide                            | X78   | E956   | 0.8708              |
| Homicide                           | X99   | E966   | 0.9587              |
| Undetermined                       | Y28   | E986   | *                   |
| Legal intervention/war             | Y35.4   | E974   | *                   |
| Drowning                           | W65-W74,X71,X92,Y21   | E910,E954,E964,E984  | 1.0269              |
| Unintentional                      | W65-W74   | E910   | 1.0297              |
| Suicide                            | X71   | E954   | 1.0149              |
| Homicide                           | X9  | E964   | 1.0159              |
| Undetermined                       | Y21   | E984   | 1.0047              |
| Fall                               | W00-W19,X80,Y01,Y30   | E880-E886,E888,E957,E968.1,E987                                    | 1.0015              |
| Unintentional                      | W00-W19   | E880-E886,E888   | 0.9991              |
| Suicide                            | X80   | E957   | 1.0409              |
| Homicide                           | Y01   | E968.1   | 1.0833              |
| Undetermined                       | Y30   | E987   | 0.9857              |
| Fire/hot object or substance       | *U01.3,X00-X19,X76-X77,X97-X98,Y26-Y27,Y36.3  | E890-E899,E924,E958[.1,.2,.7],E961,E968[.0,.3],E988[.1,.2,.7],E990 | 0.9969              |
| Unintentional                      | X00-X19   | E890-E899,E924   | 0.9987              |
| Suicide                            | X76-X77   | E958[.1,.2,.7]   | 0.9675              |
| Homicide                           | *U01.3,X97-X98  | E961,E968[.0,.3]   | 1.0048              |
| Undetermined                       | Y26-Y27   | E988[.1,.2,.7]   | 0.9420              |
| Legal intervention/war             | Y36.3   | E990   | *                   |
| Fire/flame                         | X00-X09,X76,X97,Y26   | E890-E899,E958.1,E968.0,E988.1                                     | 0.9975              |
| Unintentional                      | X00-X09   | E890-E899  | 0.9995              |
| Suicide                            | X76   | E958.1   | 0.9675              |
| Homicide                           | X97   | E968.0   | 0.9951              |
| Undetermined                       | Y26   | E988.1   | 0.9692              |
| Hot object/substance               | X10-X19,X77,X98,Y27   | E924,E958[.2,.7],E961,E968.3,E988[.2,.7]                           | 0.9720              |
| Unintentional                      | X10-X19   | E924   | 0.9694              |
| Suicide                            | X77   | E958[.2,.7]  | *                   |
| Homicide                           | X98   | E961,E968.3  | *                   |
| Undetermined                       | Y27   | E988[.2,.7]  | *                   |
| Firearm                            | *U01.4,W32-W34,X72-X74,X93-X95,Y22-Y24,Y35.0  | E922,E955[.0-.4],E965[.0-.4],E985[.0-.4],E970                      | 1.0012              |
| Unintentional                      | W32-W34   | E922   | 1.0165              |
| Suicide                            | X72-X74   | E955[.0-.4]  | 1.0012              |
| Homicide                           | *U01.4,X93-X95  | E965[.0-.4]  | 1.0019              |
| Undetermined                       | Y22-Y24   | E985[.0-.4]  | 1.0000              |
| Legal intervention/war             | Y35.0   | E970   | 0.9196              |
| Machinery <sup>2</sup>             | W24,W30-W31   | E919   | 0.8813              |
| All transport                      | *U01.1,V01-V99,X82,Y03,Y32,Y36.1  | E800-E848,E958[.5-.6],E988[.5-.6],E994                             | 0.9930              |
| Unintentional                      | V01-V99   | E800-E848  | 0.9929              |
| Suicide                            | X82   | E958[.5-.6]  | 0.9437              |
| Homicide                           | *U01.1,Y03  | —  | *                   |
| Undetermined                       | Y32   | E988[.5-.6]  | *                   |
| Legal intervention/war             | Y36.1   | E994   | *                   |
| Motor vehicle traffic <sup>2</sup> | V02-V04[.1,.9],V09.2,V12-V14[.3-.9],V19[.4-.6],V20-V28[.3-.9],V29-V79[.4-.9],V80[.3-.5],V81.1,V82.1,V83-V86[.0-.3],V87[.0-.8],V89.2 | E810-E819  | 0.9545              |
| Occupant <sup>2</sup>              | V30-V79[.4-.9],V83-V86[.0-.3]   | E810-E819[.0,.1]   | 0.6191              |
| Motorcyclist <sup>2</sup>          | V20-V28[.3-.9],V29[.4-.9]   | E810-E819[.2,.3]   | 1.1520              |
| Pedal cyclist <sup>2</sup>         | V12-V14[.3-.9],V19[.4-.6]   | E810-E819[.6]  | 0.8038              |
| Pedestrian <sup>2</sup>            | V02-V04[.1,.9],V09.2  | E810-E819[.7]  | 0.9535              |
| Other specified <sup>2</sup>       | V80[.3-.5],V81.1,V82.1  | E810-E819[.4,.5,.8]  | *                   |
| Unspecified <sup>2</sup>           | V87[.0-.8],V89.2  | E810-E819[.9]  | 1.8753              |
| Pedal cyclist, other <sup>2</sup>  | V10-V11,V12-V14[.0-.2],V15-V18,V19[.0-.3,.8,.9]   | E800-E807[.3],E820-E825[.6],E826[.1,.9],E827-E829[.1]              | 1.7477              |
| Pedestrian, other <sup>2</sup>     | V01,V02-V04[.0],V05,V06,V09[.0,.1,.3,.9]  | E800-E807[.2],E820-E825[.7],E826-E829[.0]                          | 1.2057              |

See footnotes at end of table.

**Table I. ICD-10 and ICD-9 comparability ratios according to mechanism of injury and intent of death—Con.**

[Figures in brackets [ ] apply to the code or range of codes preceding them. For explanation of asterisks (\*) preceding cause-of-death codes, see "Technical Notes"]

| Mechanism and intent of death                          | ICD-10 codes  | ICD-9 codes <sup>1</sup>  | Comparability ratio |
|--|---|---|---------------------|
| Other land transport . . . . .                         | V20–V28[.0–.2],V29–V79[.0–.3],V80[.0–.2,.6–.9],<br>V81–V82[.0,.2–.9],V83–V86[.4–.9],V87.9,V88[.0–.9],<br>V89[.0,.1,.3,.9],X82,Y03,Y32 | E800–E807[.0,.1,.8,.9],E820–E825[.0–.5,.8,.9],E826[.2–.8],<br>E827–E829[.2–.9], E958.5,E988.5   | 2.6350              |
| Unintentional . . . . .                                | V20–V28[.0–.2],V29–V79[.0–.3],V80.0–.2,.6–.9,<br>V81–V82[.0,.2–.9],V83–V86[.4–.9],V87.9,V88[.0–.9],<br>.9],V89[.0,.1,.3,.9]           | E800–E807[.0,.1,.8,.9],E820–E825[.0–.5,.8,.9],E826[.2–.8],<br>E827–E829[.2–.9]  | 2.7696              |
| Suicide . . . . .                                      | X82   | E958.5  | 0.9437              |
| Homicide . . . . .                                     | Y03   | —   | *                   |
| Undetermined . . . . .                                 | Y32   | E988.5  | *                   |
| Other transport . . . . .                              | *U01.1,V90–V99,Y36.1  | E831,E833–E848,E994   | 0.9088              |
| Unintentional . . . . .                                | V90–V99   | E830–E848   | 0.9088              |
| Homicide . . . . .                                     | *U01.1  | —   | *                   |
| Legal intervention/war . . . . .                       | Y36.1   | E994  | *                   |
| Natural/environmental <sup>2</sup> . . . . .           | W42–W43,W53–W64,W92–W99,X20–X39,X51–X57   | E900–E909,E928[.0–.2]   | 1.0390              |
| Overexertion <sup>2</sup> . . . . .                    | X50   | E927  | *                   |
| Poisoning . . . . .                                    | *U01[.6–.7],X40–X49,X60–X69,X85–X90,Y10–Y19,Y35.2   | E850–E869,E950–E952,E962,E972,E980–E982   | 1.0192              |
| Unintentional . . . . .                                | X40–X49   | E850–E869   | 1.0365              |
| Suicide . . . . .                                      | X60–X69   | E950–E952   | 1.0013              |
| Homicide . . . . .                                     | *U01[.6–.7],X85–X90   | E962  | 1.0417              |
| Undetermined . . . . .                                 | Y10–Y19   | E980–E982   | 0.9870              |
| Legal intervention/war . . . . .                       | Y35.2   | E972  | *                   |
| Struck by or against . . . . .                         | W20–W22,W50–W52,X79,Y00,Y04,Y29,Y35.3   | E916–E917,E960.0,E968.2,E973,E975   | 1.0852              |
| Unintentional . . . . .                                | W20–W22,W50–W52   | E916–E917   | 1.0549              |
| Suicide . . . . .                                      | X79   | —   | *                   |
| Homicide . . . . .                                     | Y00,Y04   | E960.0,E968.2   | 1.1765              |
| Undetermined . . . . .                                 | Y29   | —   | *                   |
| Legal intervention/war . . . . .                       | Y35.3   | E973,E975   | *                   |
| Suffocation . . . . .                                  | W75–W84,X70,X91,Y20   | E911–E913,E953,E963,E983  | 1.0974              |
| Unintentional . . . . .                                | W75–W84   | E911–E913   | 1.2320              |
| Suicide . . . . .                                      | X70   | E953  | 1.0025              |
| Homicide . . . . .                                     | X91   | E963  | 1.0840              |
| Undetermined . . . . .                                 | Y20   | E983  | 0.9016              |
| Other specified, classifiable . . . . .                | *U01[.0,.2,.5],*U03.0,W23,W35–W41,W44,W49,W85–<br>W91,X75,X81,X96,Y02,Y05–Y07,Y25,Y31,Y35[.1,.5],<br>Y36[.0,.2,.4–.8],Y85             | E846–E848,E914–E915,E918,E921,E923,E925–E926,<br>E929[.0–.5],E955[.5,.9],E958[.0,.3,.4],E960.1,<br>E965[.5–.9],E967,E968.4,E971,E978,E985.5,<br>E988[.0,.3,.4],E991–E993,E996,E997[.0–.2]<br>E846–E848,E914–E915,E918,E921,E923,E925–E926,<br>E929[.0–.5] | 0.8956              |
| Unintentional . . . . .                                | W23,W35–W41,W44,W49,W85–W91,Y85   | E929[.0–.5]   | 0.8789              |
| Suicide . . . . .                                      | *U03.0,X75,X81  | E955[.5,.9],E958[.0,.3,.4,.6]   | 0.9010              |
| Homicide . . . . .                                     | *U01[.0,.2,.5],X96,Y02,Y05–Y07  | E960.1,E965[.5–.9],E967,E968.4  | 0.9730              |
| Undetermined . . . . .                                 | Y25,Y31   | E985.5,E988[.0,.3,.4,.6]  | *                   |
| Legal intervention/war . . . . .                       | Y35[.1,.5],Y36[.0,.2,.4–.8]   | E971,E978,E991–E993,E996,E997[.0–.2]  | 1.2000              |
| Other specified, not elsewhere<br>classified . . . . . | *U01.8,*U02,X58,X83,Y08,Y33,Y35.6,Y86–Y87,Y89<br>[.0–.1]  | E928.8,E929.8,E958.8,E959,E968.8,E969,E977,<br>E988.8,E989,E995,E997.8,E998,E999  | 1.5667              |
| Unintentional . . . . .                                | X58,Y86   | E928.8,E929.8   | 9.0920              |
| Suicide . . . . .                                      | X83,Y87.0   | E958.8,E959   | 1.1878              |
| Homicide . . . . .                                     | *U01.8,*U02,Y08,Y87.1   | E968.8,E969   | 0.9605              |
| Undetermined . . . . .                                 | Y33,Y87.2   | E988.8,E989   | 1.0800              |
| Legal intervention/war . . . . .                       | Y35.6,Y89[.0,.1]  | E977,E995,E997.8,E998,E999  | *                   |
| Unspecified . . . . .                                  | *U01.9,*U03.9,X59,X84,Y09,Y34,Y35.7,Y36.9,Y89.9   | E887,E928.9,E929.9,E958.9,E968.9,E976,E988.9,E997.9   | 1.1124              |
| Unintentional . . . . .                                | X59   | E887,E928.9,E929.9  | 1.1293              |
| Suicide . . . . .                                      | *U03.9,X84  | E958.9  | 1.7368              |
| Homicide . . . . .                                     | *U01.9,Y09  | E968.9  | 1.0177              |
| Undetermined . . . . .                                 | Y34,Y89.9   | E988.9  | 0.9960              |
| Legal intervention/war . . . . .                       | Y35.7,Y36.9   | E976,E997.9   | *                   |

\* Figure does not meet standards of reliability or precision.

<sup>1</sup>ICD-9 categories in this table are not all consistent with the ICD-9 external cause of injury death matrix. The following ICD-9 codes have been allocated to different categories of the injury matrix so that the ICD-9 definition conforms more closely to that dictated by the ICD-10 version of this instrument.

| ICD-9 codes  | were placed under:                               |
|--|--|
| E990   | Fire/hot object or substance, legal intervention |
| E800–E807[.0,.1,.8,.9],E820–E825[.0–.5,.8,.9],E826[.2–.8],E827–E829[.2–.9] | Other land transport, unintentional              |
| E958.5   | Other land transport, suicide                    |
| E988.5   | Other land transport, undetermined               |
| E830–E832,E846–E848  | Other transport, unintentional                   |
| E994   | Other transport, legal intervention              |
| E958[.3,.6]  | Other specified classifiable, suicide            |
| E988[.3,.6]  | Other specified classifiable, undetermined       |

<sup>2</sup>Intent of death is unintentional.

automate coding multiple causes of death that are used as inputs to ACME. In addition, MICAR provides more detailed information on the conditions reported on death certificates than is available through the ICD code structure. Beginning with data year 1993, SuperMICAR, an enhancement of the MICAR system, was introduced. SuperMICAR allows for literal entry of the multiple cause-of-death text as reported by the certifier. This information is then automatically processed by the MICAR and ACME computer systems. Records that cannot be automatically processed by MICAR or SuperMICAR are manually multiple-cause coded and then further processed through ACME.

For 2001 approximately 61 percent of the Nation's death records were multiple-cause coded using SuperMICAR and 39 percent, using MICAR only. This represents data from 37 States, New York City, and the District of Columbia that were coded by SuperMICAR, and data from 13 States that were coded by MICAR.

Recognizing the value of and need for data that draws upon the complete medical certification, NCHS developed a system for classifying multiple causes of death on a condition-by-condition basis (42–43). The codes produced by MICAR (used as inputs to ACME) are referred to as entity-axis codes and are coded within the framework of the intent of the certifier. That is, they contain information on both the cause or condition as reported by the certifier and the position or line on which the certifier reported the cause or condition. While entity-axis codes form the foundation for a multiple cause-of-death data set, they are limited in their utility. Entity-axis codes are useful in etiological studies and in evaluating the reporting of cause of death, but they typically lack consistency with underlying cause data, standardization, and compatibility of codes within the certification required for statistical tabulations and analysis. To provide this consistency, NCHS developed an automated system called TRANSAX designed to translate the entity-axis codes, employing linkage and other provisions in the ICD, into a form amenable to the tabulation and analysis of multiple cause-of-death statistics (43). The translated entity-axis codes are referred to as record-axis codes. Multiple cause-of-death statistics presented in this report are based on record-axis data. Multiple cause data allow up to 20 different ICD codes (including the underlying cause) on both the entity- and record-axis. Most death certificates for which injury is the underlying cause of death have no more than two injury diagnoses (24).

### Changing injury mortality classifications from ICD–9 to ICD–10

Fundamental changes in the classification of injury occurred with the introduction of ICD–10, implemented beginning with 1999 mortality data. In ICD–9, codes were numeric with external causes of injury classified to a supplementary chapter in which codes were given the prefix “E,” hence the use of the term “E-codes” to denote those used for external causes (44). Nature of injury codes were often referred to as “N-codes.” In ICD–10, the terms “E-code” and “N-code” are no longer appropriate to describe injury mortality because all ICD–10 codes are alphanumeric, each beginning with a letter of the alphabet followed by numbers (“E-codes” in ICD–10 would include endocrine, nutritional, and metabolic diseases found in Chapter IV of the ICD; “N-codes” would refer to diseases of the genitourinary system found in Chapter XIV). External cause-of-death codes in ICD–10 begin with letters “V,” “W,” “X,” or “Y.” (In the U.S., some external causes of death are denoted by an initial letter “U.”) Nature of injury and poisoning codes begin with letters “S” or “T” (10).

Another important difference in the classification of injury mortality introduced with ICD–10 involves changes in the way the codes are organized. In ICD–10, transport accidents are grouped by the characteristics of the injured person, e.g., pedestrian (V01–V09), pedal cyclist (V10–V19), car occupant (V40–V49). In ICD–9, transport accidents were grouped by the type of vehicle involved in the accident, e.g., railway accidents (E800–E807), motor vehicle traffic (E810–E819), and water transport accidents (E830–E838). Nature of injury codes are also organized differently in ICD–10 and are grouped according to the site of the injury, e.g., head (S00–S09), neck (S10–S19), and ankle and foot (S90–S99). In ICD–9, nature of injury codes were grouped according to the type of injury, e.g., fractures (800–829), intracranial injury (850–854), and open wound (870–897).

Although ICD–10 is generally more detailed, some external cause categories have less specificity in ICD–10. ICD–10 codes for unintentional poisonings (X40–X49) are substantially less detailed than in ICD–9 (E850–E869). For example, ICD–10 code X41 (accidental poisoning by and exposure to antiepileptic, sedative-hypnotic, antiparkinsonism, and psychotropic drugs) would be roughly comparable to ICD–9 codes E851 (barbiturates), E852.0–E852.9 (various other sedatives and hypnotics), E853.0–E853.9 (various tranquilizers), E854.0 (antidepressants), E854.2 (psychostimulants), E854.3 (central nervous system stimulants), and E855.0 (anticonvulsant and anti-Parkinsonism drugs). In ICD–10, carbon monoxide cannot be uniquely identified using the assigned external cause code X47 (accidental poisoning by and exposure to other gases and vapors). In ICD–9, codes E868.0–E868.9 involve categories of carbon monoxide poisoning. Fortunately, much of the poisoning detail lost in the external cause codes in ICD–10 can be regained by using multiple-cause poisoning codes (in Injury and Poisoning chapter) in combination with the external cause codes. For example, an underlying cause coded to X47 with T58 in the multiple cause data would indicate poisoning by carbon monoxide. Unintentional firearm categories (W32–W34) are also somewhat less detailed in ICD–10 than in ICD–9 (E922.0–E922.9).

In some cases comparable ICD–10 codes do not exist for categories in ICD–9. For example, E887 (fracture, cause unspecified) is assigned in ICD–9 when a fracture is specified on the death certificate without specificity regarding the external cause of the fracture. This category was often grouped in ICD–9 with unintentional falls, assuming that the unspecified external cause would be, in most instances, a fall. In ICD–10, no such category exists and these deaths would be classified to X59 (exposure to unspecified factor), a much less specific category and one not amenable to grouping with unintentional falls.

More detailed analysis of changes in injury mortality coding between ICD–9 and ICD–10 is possible using the comparability data file that will be published by NCHS later this year. This data file contains individual 1996 mortality records coded by both ICD–9 and ICD–10.

### Ranking leading mechanisms of injury death

Leading mechanisms of injury death are ranked according to the number of deaths assigned to rankable mechanisms in the external cause of injury mortality matrix (see [table C](#) — rankable mechanisms are indicated by the symbol #) using a procedure consistent with that used to rank leading causes of death (6). Vaguely defined categories were summarily excluded from selection as rankable mechanisms. These included all categories beginning with the words “other” or “unspecified.” Among the remaining mechanism categories, decisions



were made to select as rankable the mechanisms of injury death considered most useful from a public health perspective, with the following condition: the rankable mechanisms must be mutually exclusive. If a category representing a subtotal (such as Fire/hot object or substance or Motor vehicle traffic) is selected as a rankable mechanism, its component parts are not selected as rankable.

## Race and Hispanic origin

Race and Hispanic origin are reported separately on the death certificate. Therefore, data shown by race include persons of Hispanic or non-Hispanic origin, and data for Hispanic origin include persons of any race. In this report, unless otherwise specified, deaths of Hispanic origin are included in the totals for each race group—white, black, American Indian, and Asian or Pacific Islander (API)—according to the decedent's race as reported on the death certificate. Data shown for Hispanic persons include all persons of Hispanic origin of any race.

Mortality data for the Hispanic-origin population are based on deaths to residents of all 50 States and the District of Columbia. Data year 1997 was the first year that mortality data for the Hispanic population were available for the entire United States.

*Quality of race and Hispanic origin data*—Death rates for Hispanic, American Indian, and API persons should be interpreted with caution because of inconsistencies in reporting race on the death certificate as compared with race on census, surveys, and birth certificates. Studies have shown underreporting on death certificates of American Indian, API, and Hispanic decedents; and undercounts of these groups in the census (45,46).

A number of studies have been conducted on the reliability of race reported on the death certificate by comparing race on the death certificate with that reported on another data collection instrument, such as the census or a survey. Differences may arise because of differences in who provides race information on the compared records. Race information on the death certificate is reported by the funeral director as provided by an informant or in the absence of an informant, on the basis of observation. In contrast, race on the census or on the Current Population Survey (CPS) is obtained while the individual is alive and is self-reported or reported by another member of the household familiar with the individual and, therefore, may be considered more valid. A high level of agreement between the death certificate and the census or survey report is essential to assure unbiased death rates by race.

Studies (46,47) show that a person self-reported as American Indian or Asian on census or survey records was sometimes reported as white on the death certificate. The net effect of misclassification is an underestimation of deaths and death rates for races other than white and black. In addition, undercoverage of minority groups in the census and resultant population estimates, introduces biases into death rates by race (45,48). Estimates of the approximate effect of the combined bias due to race misclassification on death certificates and underenumeration on the 1990 census are as follows: white, -1.0 percent; black, -5.0; American Indian, +20.6; and API, +10.7 (45).

The National Longitudinal Mortality Study (NLMS) examined the reliability of Hispanic origin reported on 43,520 death certificates with that reported on a total of 12 CPS conducted by the U.S. Census Bureau for the years 1979–85 (45). In this study agreement—on a record-by-record basis—was 89.7 percent for any report of Hispanic

origin. The ratio of deaths for CPS divided by deaths for death certificate was 1.07 indicating net underreporting of Hispanic origin on death certificates by 7 percent as compared with self-reports on the surveys. Death rates for the Hispanic-origin population are also affected by undercoverage of this population group in the census and resultant population estimates; the estimated net correction, taking into account both sources of bias, is 1.6 percent (45,48).

*Other races and race not stated*—Beginning in 1992 all records coded as “Other races” (0.03 percent of the total deaths in 2001) were assigned to the specified race of the previous record. Records for which race was unknown, not stated, or not classifiable (0.08 percent) were assigned the racial designation of the previous record.

## Population bases for computing rates

Population estimates represent the population at risk of dying in a specified group. The populations used for computing death rates in this report are estimates for July 1, 2001, and were produced under a collaborative arrangement with the U.S. Census Bureau (49). See “Data and Methods” for further discussion regarding population figures. Population estimates by race, sex, and the age categories presented in this report are shown in [table II](#). Population estimates by Hispanic origin, race for the non-Hispanic population, sex, and age are shown in [table III](#).

Population estimates for each State, shown in [table IV](#), were estimated from State-level postcensal population estimates based on the 2000 census, estimated as of July 1, 2001, (50). State population estimates, produced in 2002 (2002 “vintage” series), incorporate information not included in the national population estimates, produced in 2001 (2002 “vintage” series). As a result, State population estimates are not consistent with national population estimates used in this report.

## Computing rates

Death rates in this report are on an annual basis per 100,000 estimated population residing in the specified area or in a specified group. Comparisons made in the text among rates, unless otherwise specified, are statistically significant at the 0.05 level of significance.

Age-adjusted rates ( $R'$ ) are used to compare relative mortality risks among groups and over time. However, they should be viewed as relative indexes rather than as actual measures of mortality risk. They were computed by the direct method, that is, by applying age-specific death rates ( $R_i$ ) to the U.S. standard population ( $w_i$ ) ([table V](#)).

$$R' = \sum_i w_i R_i$$

Beginning with the 1999 data year, a new population standard was adopted by NCHS for use in age-adjusting death rates. Based on the projected year 2000 population of the United States, the new standard replaces the 1940 standard population that had been used for over 50 years. The new population standard affects levels of mortality and to some extent trends and group comparisons. Of particular note are the effects on race comparison of mortality. For detailed discussion see *Age Standardization of Death Rates: Implementation of the Year 2000 Standard* (51).

All age-adjusted rates shown in this report are based on the year 2000 standard population. The year 2000 standard population and corresponding weights used for computing age-adjusted rates and standard errors are shown in [table V](#).

**Table II. Estimated population by age, race, and sex: United States, July 1, 2001**

| Age                         | All races   |             |             | White       |             |             | Black      |            |            | American Indian |           |           | Asian or Pacific Islander |           |           |
|-----------------------------|-------------|-------------|-------------|-------------|-------------|-------------|------------|------------|------------|-----------------|-----------|-----------|---------------------------|-----------|-----------|
|                             | Total       | Male        | Female      | Total       | Male        | Female      | Total      | Male       | Female     | Total           | Male      | Female    | Total                     | Male      | Female    |
| Total . . . . .             | 284,796,887 | 139,813,108 | 144,983,779 | 232,351,696 | 114,659,071 | 117,692,625 | 37,196,779 | 17,710,410 | 19,486,369 | 3,054,311       | 1,524,362 | 1,529,949 | 12,194,101                | 5,919,265 | 6,274,836 |
| Less than 1 year . . . . .  | 4,033,748   | 2,064,258   | 1,969,490   | 3,145,068   | 1,609,133   | 1,535,935   | 651,438    | 333,991    | 317,447    | 57,350          | 29,296    | 28,054    | 179,892                   | 91,838    | 88,054    |
| 1-4 years . . . . .         | 15,335,593  | 7,841,024   | 7,494,569   | 11,950,518  | 6,124,281   | 5,826,237   | 2,484,818  | 1,263,494  | 1,221,324  | 214,450         | 109,200   | 105,250   | 685,807                   | 344,049   | 341,758   |
| 5-9 years . . . . .         | 20,184,052  | 10,336,616  | 9,847,436   | 15,672,696  | 8,043,297   | 7,629,399   | 3,376,928  | 1,715,921  | 1,661,007  | 283,566         | 143,588   | 139,978   | 850,862                   | 433,810   | 417,052   |
| 10-14 years . . . . .       | 20,881,442  | 10,696,244  | 10,185,198  | 16,279,358  | 8,354,582   | 7,924,776   | 3,440,783  | 1,746,075  | 1,694,708  | 304,032         | 154,209   | 149,823   | 857,269                   | 441,378   | 415,891   |
| 15-19 years . . . . .       | 20,267,154  | 10,423,173  | 9,843,981   | 15,951,898  | 8,227,850   | 7,724,048   | 3,139,156  | 1,594,670  | 1,544,486  | 289,027         | 147,933   | 141,094   | 887,073                   | 452,720   | 434,353   |
| 20-24 years . . . . .       | 19,681,213  | 10,061,983  | 9,619,230   | 15,521,549  | 8,007,393   | 7,514,156   | 2,933,423  | 1,438,129  | 1,495,294  | 254,247         | 131,897   | 122,350   | 971,994                   | 484,564   | 487,430   |
| 25-34 years . . . . .       | 39,607,306  | 20,013,572  | 19,593,734  | 31,488,419  | 16,103,480  | 15,384,939  | 5,419,872  | 2,574,303  | 2,845,569  | 451,660         | 231,669   | 219,991   | 2,247,355                 | 1,104,120 | 1,143,235 |
| 35-44 years . . . . .       | 45,018,667  | 22,402,911  | 22,615,756  | 36,706,446  | 18,461,147  | 18,245,299  | 5,803,100  | 2,726,854  | 3,076,246  | 469,401         | 231,866   | 237,535   | 2,039,720                 | 983,044   | 1,056,676 |
| 45-54 years . . . . .       | 39,188,192  | 19,236,085  | 19,952,107  | 32,733,212  | 16,239,906  | 16,493,306  | 4,471,969  | 2,067,469  | 2,404,500  | 360,227         | 175,091   | 185,136   | 1,622,784                 | 753,619   | 869,165   |
| 55-64 years . . . . .       | 25,308,578  | 12,153,966  | 13,154,612  | 21,659,030  | 10,496,726  | 11,162,304  | 2,535,326  | 1,130,936  | 1,404,390  | 197,267         | 95,312    | 101,955   | 916,955                   | 430,992   | 485,963   |
| 65 years and over . . . . . | 35,290,942  | 14,583,276  | 20,707,666  | 31,243,502  | 12,991,276  | 18,252,226  | 2,939,966  | 1,118,568  | 1,821,398  | 173,084         | 74,301    | 98,783    | 934,390                   | 399,131   | 535,259   |
| 65-74 years . . . . .       | 18,313,223  | 8,297,451   | 10,015,772  | 15,969,452  | 7,310,856   | 8,658,596   | 1,669,319  | 690,614    | 978,705    | 106,452         | 48,674    | 57,778    | 568,000                   | 247,307   | 320,693   |
| 75-84 years . . . . .       | 12,573,960  | 4,986,717   | 7,587,243   | 11,288,680  | 4,504,313   | 6,784,367   | 944,981    | 339,821    | 605,160    | 50,874          | 20,585    | 30,289    | 289,425                   | 121,998   | 167,427   |
| 85 years and over . . . . . | 4,403,759   | 1,299,108   | 3,104,651   | 3,985,370   | 1,176,107   | 2,809,263   | 325,666    | 88,133     | 237,533    | 15,758          | 5,042     | 10,716    | 76,965                    | 29,826    | 47,139    |

NOTE: These population estimates are based on the 2000 census; see "Technical Notes."

SOURCE: U.S. Census Bureau.

**Table III. Estimated population by age, Hispanic origin, race for non-Hispanic population, and sex: United States, July 1, 2001**

| Age                         | All origins |             |             | Hispanic   |            |            | Non-Hispanic |             |             | Non-Hispanic White |            |             | Non-Hispanic Black |            |            |
|-----------------------------|-------------|-------------|-------------|------------|------------|------------|--------------|-------------|-------------|--------------------|------------|-------------|--------------------|------------|------------|
|                             | Total       | Male        | Female      | Total      | Male       | Female     | Total        | Male        | Female      | Total              | Male       | Female      | Total              | Male       | Female     |
| Total . . . . .             | 284,796,887 | 139,813,108 | 144,983,779 | 36,972,219 | 19,017,589 | 17,954,630 | 247,824,668  | 120,795,519 | 127,029,149 | 198,036,588        | 96,966,112 | 101,070,476 | 35,629,549         | 16,943,654 | 18,685,895 |
| Less than 1 year . . . . .  | 4,033,748   | 2,064,258   | 1,969,490   | 817,215    | 416,585    | 400,630    | 3,216,533    | 1,647,673   | 1,568,860   | 2,396,540          | 1,227,594  | 1,168,946   | 611,122            | 313,374    | 297,748    |
| 1-4 years . . . . .         | 15,335,593  | 7,841,024   | 7,494,569   | 3,000,104  | 1,533,065  | 1,467,039  | 12,335,489   | 6,307,959   | 6,027,530   | 9,201,163          | 4,718,902  | 4,482,261   | 2,336,672          | 1,188,043  | 1,148,629  |
| 5-9 years . . . . .         | 20,184,052  | 10,336,616  | 9,847,436   | 3,690,686  | 1,886,455  | 1,804,231  | 16,493,366   | 8,450,161   | 8,043,205   | 12,281,168         | 6,309,016  | 5,972,152   | 3,199,791          | 1,625,739  | 1,574,052  |
| 10-14 years . . . . .       | 20,881,442  | 10,696,244  | 10,185,198  | 3,364,592  | 1,719,080  | 1,645,512  | 17,516,850   | 8,977,164   | 8,539,686   | 13,186,600         | 6,773,330  | 6,413,270   | 3,282,939          | 1,665,889  | 1,617,050  |
| 15-19 years . . . . .       | 20,267,154  | 10,423,173  | 9,843,981   | 3,167,484  | 1,663,616  | 1,503,868  | 17,099,670   | 8,759,557   | 8,340,113   | 13,024,941         | 6,687,549  | 6,337,392   | 3,002,372          | 1,524,697  | 1,477,675  |
| 20-24 years . . . . .       | 19,681,213  | 10,061,983  | 9,619,230   | 3,522,890  | 1,941,934  | 1,580,956  | 16,158,323   | 8,120,049   | 8,038,274   | 12,253,690         | 6,197,671  | 6,056,019   | 2,784,379          | 1,363,202  | 1,421,177  |
| 25-34 years . . . . .       | 39,607,306  | 20,013,572  | 19,593,734  | 6,862,668  | 3,699,181  | 3,163,487  | 32,744,638   | 16,314,391  | 16,430,247  | 25,082,833         | 12,633,772 | 12,449,061  | 5,149,498          | 2,444,266  | 2,705,232  |
| 35-44 years . . . . .       | 45,018,667  | 22,402,911  | 22,615,756  | 5,451,764  | 2,827,718  | 2,624,046  | 39,566,903   | 19,575,193  | 19,991,710  | 31,625,980         | 15,815,934 | 15,810,046  | 5,586,131          | 2,623,301  | 2,962,830  |
| 45-54 years . . . . .       | 39,188,192  | 19,236,085  | 19,952,107  | 3,397,829  | 1,684,305  | 1,713,524  | 35,790,363   | 17,551,780  | 18,238,583  | 29,568,680         | 14,668,602 | 14,900,078  | 4,333,058          | 2,001,518  | 2,331,540  |
| 55-64 years . . . . .       | 25,308,578  | 12,153,966  | 13,154,612  | 1,846,715  | 868,713    | 978,002    | 23,461,863   | 11,285,253  | 12,176,610  | 19,924,172         | 9,680,047  | 10,244,125  | 2,466,330          | 1,099,536  | 1,366,794  |
| 65 years and over . . . . . | 35,290,942  | 14,583,276  | 20,707,666  | 1,850,272  | 776,937    | 1,073,335  | 33,440,670   | 13,806,339  | 19,634,331  | 29,490,821         | 12,253,695 | 17,237,126  | 2,877,257          | 1,094,089  | 1,783,168  |
| 65-74 years . . . . .       | 18,313,223  | 8,297,451   | 10,015,772  | 1,135,814  | 500,793    | 635,021    | 17,177,409   | 7,796,658   | 9,380,751   | 14,895,212         | 6,836,226  | 8,058,986   | 1,630,041          | 674,249    | 955,792    |
| 75-84 years . . . . .       | 12,573,960  | 4,986,717   | 7,587,243   | 554,524    | 223,639    | 330,885    | 12,019,436   | 4,763,078   | 7,256,358   | 10,762,020         | 4,291,228  | 6,470,792   | 926,851            | 333,258    | 593,593    |
| 85 years and over . . . . . | 4,403,759   | 1,299,108   | 3,104,651   | 159,934    | 52,505     | 107,429    | 4,243,825    | 1,246,603   | 2,997,222   | 3,833,589          | 1,126,241  | 2,707,348   | 320,365            | 86,582     | 233,783    |

NOTE: These population estimates are based on the 2000 census; see "Technical Notes."

SOURCE: U.S. Bureau of the Census.

**Table IV. Estimated population for the United States, each State, Puerto Rico, Virgin Islands, Guam, American Samoa, and Northern Marianas, 2001**

[Populations for the United States are postcensal estimates produced in 2001 based on the 2000 census estimated as of July 1, 2001. Populations for each State, Puerto Rico, Virgin Islands, Guam, American Samoa, and Northern Marianas are postcensal estimates produced in 2002 based on the 2000 census estimated as of July 1, 2001. State populations do not add to United States total]

| Area                           | Total       | Area                        | Total      |
|--------------------------------|-------------|-----------------------------|------------|
| United States . . . . .        | 284,796,887 | Nebraska . . . . .          | 1,720,039  |
| Alabama . . . . .              | 4,468,912   | Nevada . . . . .            | 2,097,722  |
| Alaska . . . . .               | 633,630     | New Hampshire . . . . .     | 1,259,359  |
| Arizona . . . . .              | 5,306,966   | New Jersey . . . . .        | 8,511,116  |
| Arkansas . . . . .             | 2,694,698   | New Mexico . . . . .        | 1,830,935  |
| California . . . . .           | 34,600,463  | New York . . . . .          | 19,084,350 |
| Colorado . . . . .             | 4,430,989   | North Carolina . . . . .    | 8,206,105  |
| Connecticut . . . . .          | 3,434,602   | North Dakota . . . . .      | 636,550    |
| Delaware . . . . .             | 796,599     | Ohio . . . . .              | 11,389,785 |
| District of Columbia . . . . . | 573,822     | Oklahoma . . . . .          | 3,469,577  |
| Florida . . . . .              | 16,373,330  | Oregon . . . . .            | 3,473,441  |
| Georgia . . . . .              | 8,405,677   | Pennsylvania . . . . .      | 12,303,104 |
| Hawaii . . . . .               | 1,227,024   | Rhode Island . . . . .      | 1,059,659  |
| Idaho . . . . .                | 1,320,585   | South Carolina . . . . .    | 4,062,125  |
| Illinois . . . . .             | 12,520,227  | South Dakota . . . . .      | 758,324    |
| Indiana . . . . .              | 6,126,743   | Tennessee . . . . .         | 5,749,398  |
| Iowa . . . . .                 | 2,931,967   | Texas . . . . .             | 21,370,983 |
| Kansas . . . . .               | 2,702,125   | Utah . . . . .              | 2,278,712  |
| Kentucky . . . . .             | 4,068,816   | Vermont . . . . .           | 612,978    |
| Louisiana . . . . .            | 4,470,368   | Virginia . . . . .          | 7,196,750  |
| Maine . . . . .                | 1,284,470   | Washington . . . . .        | 5,993,390  |
| Maryland . . . . .             | 5,386,079   | West Virginia . . . . .     | 1,800,975  |
| Massachusetts . . . . .        | 6,401,164   | Wisconsin . . . . .         | 5,405,947  |
| Michigan . . . . .             | 10,006,266  | Wyoming . . . . .           | 493,754    |
| Minnesota . . . . .            | 4,984,535   | Puerto Rico . . . . .       | 3,838,361  |
| Mississippi . . . . .          | 2,859,733   | Virgin Islands . . . . .    | 108,749    |
| Missouri . . . . .             | 5,637,309   | Guam . . . . .              | 158,330    |
| Montana . . . . .              | 905,382     | American Samoa . . . . .    | 57,529     |
| Nebraska . . . . .             | 1,720,039   | Northern Marianas . . . . . | 71,868     |

SOURCE: U.S. Census Bureau.

### Random variation

The mortality data presented in this report are not subject to sampling error. Mortality data, even based on complete counts, may be affected by random variation. That is, the number of deaths that actually occurred may be considered as one of a large series of possible results that could have arisen under the same circumstances (52,53). When the number of deaths is small (perhaps less than 100), random variation tends to be relatively large. Therefore, considerable caution must be observed in interpreting statistics based on small numbers of deaths.

**Table V. United States standard population: Numbers and proportions (weights)**

| Age                         | Number    | Weights ( $w_i$ ) |
|-----------------------------|-----------|-------------------|
| All ages . . . . .          | 1,000,000 | 1.000000          |
| Under 1 year . . . . .      | 13,818    | 0.013818          |
| 1-4 years . . . . .         | 55,317    | 0.055317          |
| 5-14 years . . . . .        | 145,565   | 0.145565          |
| 15-24 years . . . . .       | 138,646   | 0.138646          |
| 25-34 years . . . . .       | 135,573   | 0.135573          |
| 35-44 years . . . . .       | 162,613   | 0.162613          |
| 45-54 years . . . . .       | 134,834   | 0.134834          |
| 55-64 years . . . . .       | 87,247    | 0.087247          |
| 65-74 years . . . . .       | 66,037    | 0.066037          |
| 75-84 years . . . . .       | 44,842    | 0.044842          |
| 85 years and over . . . . . | 15,508    | 0.015508          |

*Measuring random variability*—To quantify the random variation associated with mortality statistics, one must make an assumption regarding the appropriate underlying distribution. Deaths, as infrequent events, can be viewed as deriving from a Poisson probability distribution. The Poisson distribution is simple conceptually and computationally, and provides reasonable, conservative variance estimates for mortality statistics when the probability of dying is relatively low (53).

Using the properties of the Poisson distribution, the standard error (SE) associated with the number of deaths ( $D$ ) is

$$1. \quad SE(D) = \sqrt{\text{var}(D)} = \sqrt{D}$$

where  $\text{var}(D)$  denotes the variance of  $D$ .

The standard error associated with crude and age-specific death rates ( $R$ ) assumes that the population denominator ( $P$ ) is a constant and is

$$2. \quad SE(R) = \sqrt{\text{var}\left(\frac{D}{P}\right)} = \sqrt{\frac{1}{P^2} \text{var}(D)} = \sqrt{\frac{D}{P^2}} = \frac{R}{\sqrt{D}}$$

The coefficient of variation or relative standard error (RSE) is a useful measure of relative variation. The RSE is calculated by dividing the statistic (e.g., number of deaths, death rate) into its standard error and multiplying by 100. For the number of deaths

$$RSE(D) = 100 \frac{SE(D)}{D} = 100 \frac{\sqrt{D}}{D} = 100 \sqrt{\frac{1}{D}}$$

For crude and age-specific death rates

$$RSE(R) = 100 \frac{SE(R)}{R} = 100 \frac{R/\sqrt{D}}{R} = 100 \sqrt{\frac{1}{D}}$$

Thus,

$$3. \quad RSE(D) = RSE(R) = 100 \sqrt{\frac{1}{D}}$$

The standard error of the age-adjusted death rate ( $R'$ ) is

$$4. \quad SE(R') = \sqrt{\sum_i w_i^2 \text{var}(R_i)} = \sqrt{\sum_i \left\{ w_i^2 \left( \frac{R_i^2}{D_i} \right) \right\}}$$

where

$R_i$  = age-specific rate for the  $i$ th age group

$w_i$  = age-specific standard weight for the  $i$ th age group from the U.S. standard population such that  $\sum w_i = 1.0$  (see [table V](#) and age-adjusted death rate under "Definition of terms")

$D_i$  = number of deaths for the  $i$ th age group

The RSE for the age-adjusted rate,  $RSE(R')$ , can easily be calculated by dividing  $SE(R')$  from formula 4 by the age-adjusted death rate,  $R'$ , and multiplying by 100.

$$RSE(R') = 100 \frac{SE(R')}{R'}$$

*Suppression of unreliable rates*—Beginning with 1989 data, an asterisk (\*) is shown in place of a crude or age-specific death rate based on fewer than 20 deaths, the equivalent of an RSE of 23 percent or more. The limit of 20 deaths is a convenient, if somewhat arbitrary, benchmark, below which rates are considered to be too statistically unreliable for presentation. For age-adjusted death rates the suppression criterion is based on the sum of the age-specific deaths; i.e., if the sum of the age-specific deaths is less than 20, an asterisk (\*) is presented in place of the rate.

*Confidence intervals and statistical tests based on 100 deaths or more*—When the number of deaths is large, a normal approximation may be used in the calculation of confidence intervals and statistical tests. How large is to some extent a subjective judgment. In general, for crude and age-specific death rates, the normal approximation performs quite well when the number of deaths is 100 or greater. For age-adjusted rates, the criterion for use of the normal approximation is somewhat more complicated (51,54,55). Formula 5 is used to calculate 95 percent confidence limits for the death rate when the normal approximation is appropriate.

$$5 \quad L(R) = R - 1.96(SE(R)) \quad \text{and} \quad U(R) = R + 1.96(SE(R))$$

where  $L(R)$  and  $U(R)$  are the lower and upper limits of the confidence interval, respectively. The resulting 95 percent confidence interval can be interpreted to mean that the chances are 95 in 100 that the "true" death rate falls between  $L(R)$  and  $U(R)$ . For example, suppose that the crude death rate for all injuries is 55.2 per 100,000 population based on 157,078 deaths. Lower and upper 95 percent confidence limits using formula 9 are calculated as

$$L(55.2) = 55.2 - 1.96(.14) = 54.9 \quad \text{and}$$

$$U(55.2) = 55.2 + 1.96(.14) = 55.5$$

Thus, the chances are 95 in 100 that the true death rate for all injuries is between 54.9 and 55.5. Formula 5 can also be used to calculate 95 percent confidence intervals for the number of deaths, age-adjusted death rates, and other mortality statistics when the normal approximation is appropriate by replacing  $R$  with  $D$ ,  $R'$ , etc.

When testing the difference between two rates,  $R_1$  and  $R_2$  (each based on 100 or more deaths), the normal approximation may be used to calculate a test statistic,  $z$ , such that

$$6 \quad z = \frac{R_1 - R_2}{\sqrt{SE(R_1)^2 + SE(R_2)^2}}$$

If  $|z| \geq 1.96$  then the difference between the rates is statistically significant at the 0.05-level. If  $|z| < 1.96$  then the difference is not statistically significant. Formula 6 can also be used to perform tests for other mortality statistics when the normal approximation is appropriate (when both statistics being compared meet the normal criteria) by replacing  $R_1$  and  $R_2$  with  $D_1$  and  $D_2$ ,  $R'_1$  and  $R'_2$ , etc. Suppose that the age-adjusted death rate for firearm is 10.3 per 100,000 U.S. standard population in 2001 ( $R_1$ ) and 10.2 per 100,000 U.S. standard population in 2000 ( $R_2$ ). The standard error for each of these figures,  $SE(R_1)$  and  $SE(R_2)$ , is calculated using formula 4. Using formula 6, one can test if the decrease in the age-adjusted rate is statistically significant.

$$z = \frac{10.3 - 10.2}{\sqrt{(0.06)^2 + (0.06)^2}} = 1.18$$

Because  $z = 1.18 < 1.96$ , the increase from 2000 to 2001 in the age-adjusted death rate for firearm injuries is not statistically significant.

*Confidence intervals and statistical tests based on less than 100 deaths*—When the number of deaths is not large (less than 100), the Poisson distribution cannot be approximated by the normal distribution. The normal distribution is a symmetric distribution with a range from  $-4$  to  $+4$ . As a result, confidence intervals based on the normal distribution also have this range. The number of deaths or the death rate, however, cannot be less than zero. When the number of deaths is very small, approximating confidence intervals for deaths and death rates using the normal distribution will sometimes produce lower confidence limits that are negative. The Poisson distribution, in contrast, is an asymmetric distribution with zero as a lower bound. Thus, confidence limits based on this distribution will never be less than zero. A simple method based on the more general family of gamma distributions, of which the Poisson is a member, can be used to approximate confidence intervals for deaths and death rates when the number of deaths is small (51,54–55). For more information regarding how the gamma method is derived, see *Derivation of the gamma method* at the end of this section.

Calculations using the gamma method can be made using commonly available spreadsheet programs or statistical software (e.g., Excel, SAS) that include an inverse gamma function. In Excel, the function "gammainv(probability, alpha, beta)" returns values associated with the inverse gamma function for a given probability between 0 and 1. For 95 percent confidence limits, the probability associated with the lower limit is  $.05/2 = .025$  and the probability associated with the upper limit is  $1 - (.05/2) = .975$ . Alpha and beta are parameters associated with

the gamma distribution. For the number of deaths and crude and age-specific death rates,  $\alpha = D$  (the number of deaths) and  $\beta = 1$ . In Excel, the following formulas can be used to calculate lower and upper 95 percent confidence limits for the number of deaths and crude and age-specific death rates.

$$L(D) = \text{GAMMAINV}(.025, D, 1) \text{ and } U(D) = \text{GAMMAINV}(.975, D + 1, 1)$$

Confidence limits for the death rate are then calculated by dividing  $L(D)$  and  $U(D)$  by the population ( $P$ ) at risk of dying (see formula 13).

Alternatively, 95 percent confidence limits can be estimated using the lower and upper confidence limit factors shown in table VI. For the number of deaths,  $D$ , and the death rate,  $R$ ,

$$7. L(D) = L \times D \text{ and } U(D) = U \times D$$

$$8. L(R) = L \times R \text{ and } U(R) = U \times R$$

where  $L$  and  $U$  in formulas 7 and 8 are the lower and upper confidence limit factors that correspond to the appropriate number of deaths,  $D$ , in table VI. For example, suppose that the suicide rate for males aged 14 is 4.2 per 100,000 and based on 88 deaths. Applying formula 8, values for  $L$  and  $U$  from table VI for 88 deaths are multiplied by the death rate, 4.2, such that

$$L(R) = L(4.2) = 0.802029 \times 4.2 = 3.4 \text{ and } U(R) = U(4.2) = 1.232028 \times 4.2 = 5.2$$

**Table VI. Lower and upper 95 percent confidence limit factors for the number of deaths and death rate when the number of deaths is less than 100**

| Number of deaths (D) | Lower confidence limit (L) | Upper confidence limit (U) | Number of deaths (D) | Lower confidence limit (L) | Upper confidence limit (U) |
|----------------------|----------------------------|----------------------------|----------------------|----------------------------|----------------------------|
| 1                    | 0.025318                   | 5.571643                   | 51                   | 0.744566                   | 1.314815                   |
| 2                    | 0.121105                   | 3.612344                   | 52                   | 0.746848                   | 1.311367                   |
| 3                    | 0.206224                   | 2.922424                   | 53                   | 0.749069                   | 1.308025                   |
| 4                    | 0.272466                   | 2.560397                   | 54                   | 0.751231                   | 1.304783                   |
| 5                    | 0.324697                   | 2.333666                   | 55                   | 0.753337                   | 1.301637                   |
| 6                    | 0.366982                   | 2.176579                   | 56                   | 0.755389                   | 1.298583                   |
| 7                    | 0.402052                   | 2.060382                   | 57                   | 0.757390                   | 1.295616                   |
| 8                    | 0.431729                   | 1.970399                   | 58                   | 0.759342                   | 1.292732                   |
| 9                    | 0.457264                   | 1.898311                   | 59                   | 0.761246                   | 1.289927                   |
| 10                   | 0.479539                   | 1.839036                   | 60                   | 0.763105                   | 1.287198                   |
| 11                   | 0.499196                   | 1.789276                   | 61                   | 0.764921                   | 1.284542                   |
| 12                   | 0.516715                   | 1.746799                   | 62                   | 0.766694                   | 1.281955                   |
| 13                   | 0.532458                   | 1.710030                   | 63                   | 0.768427                   | 1.279434                   |
| 14                   | 0.546709                   | 1.677830                   | 64                   | 0.770122                   | 1.276978                   |
| 15                   | 0.559692                   | 1.649348                   | 65                   | 0.771779                   | 1.274582                   |
| 16                   | 0.571586                   | 1.623937                   | 66                   | 0.773400                   | 1.272245                   |
| 17                   | 0.582537                   | 1.601097                   | 67                   | 0.774986                   | 1.269965                   |
| 18                   | 0.592663                   | 1.580431                   | 68                   | 0.776539                   | 1.267738                   |
| 19                   | 0.602065                   | 1.561624                   | 69                   | 0.778060                   | 1.265564                   |
| 20                   | 0.610826                   | 1.544419                   | 70                   | 0.779549                   | 1.263440                   |
| 21                   | 0.619016                   | 1.528606                   | 71                   | 0.781008                   | 1.261364                   |
| 22                   | 0.626695                   | 1.514012                   | 72                   | 0.782438                   | 1.259335                   |
| 23                   | 0.633914                   | 1.500491                   | 73                   | 0.783840                   | 1.257350                   |
| 24                   | 0.640719                   | 1.487921                   | 74                   | 0.785215                   | 1.255408                   |
| 25                   | 0.647147                   | 1.476197                   | 75                   | 0.786563                   | 1.253509                   |
| 26                   | 0.653233                   | 1.465232                   | 76                   | 0.787886                   | 1.251649                   |
| 27                   | 0.659006                   | 1.454947                   | 77                   | 0.789184                   | 1.249828                   |
| 28                   | 0.664493                   | 1.445278                   | 78                   | 0.790459                   | 1.248045                   |
| 29                   | 0.669716                   | 1.436167                   | 79                   | 0.791709                   | 1.246298                   |
| 30                   | 0.674696                   | 1.427562                   | 80                   | 0.792938                   | 1.244587                   |
| 31                   | 0.679451                   | 1.419420                   | 81                   | 0.794144                   | 1.242909                   |
| 32                   | 0.683999                   | 1.411702                   | 82                   | 0.795330                   | 1.241264                   |
| 33                   | 0.688354                   | 1.404372                   | 83                   | 0.796494                   | 1.239650                   |
| 34                   | 0.692529                   | 1.397400                   | 84                   | 0.797639                   | 1.238068                   |
| 35                   | 0.696537                   | 1.390758                   | 85                   | 0.798764                   | 1.236515                   |
| 36                   | 0.700388                   | 1.384422                   | 86                   | 0.799871                   | 1.234992                   |
| 37                   | 0.704092                   | 1.378368                   | 87                   | 0.800959                   | 1.233496                   |
| 38                   | 0.707660                   | 1.372578                   | 88                   | 0.802029                   | 1.232028                   |
| 39                   | 0.711098                   | 1.367033                   | 89                   | 0.803082                   | 1.230586                   |
| 40                   | 0.714415                   | 1.361716                   | 90                   | 0.804118                   | 1.229170                   |
| 41                   | 0.717617                   | 1.356613                   | 91                   | 0.805138                   | 1.227778                   |
| 42                   | 0.720712                   | 1.351709                   | 92                   | 0.806141                   | 1.226411                   |
| 43                   | 0.723705                   | 1.346993                   | 93                   | 0.807129                   | 1.225068                   |
| 44                   | 0.726602                   | 1.342453                   | 94                   | 0.808102                   | 1.223747                   |
| 45                   | 0.729407                   | 1.338079                   | 95                   | 0.809060                   | 1.222448                   |
| 46                   | 0.732126                   | 1.333860                   | 96                   | 0.810003                   | 1.221171                   |
| 47                   | 0.734762                   | 1.329788                   | 97                   | 0.810933                   | 1.219915                   |
| 48                   | 0.737321                   | 1.325855                   | 98                   | 0.811848                   | 1.218680                   |
| 49                   | 0.739806                   | 1.322053                   | 99                   | 0.812751                   | 1.217464                   |
| 50                   | 0.742219                   | 1.318375                   |                      |                            |                            |

These confidence limits indicate that the chances are 95 out of 100 that the actual suicide rate for males aged 14 is between 3.4 and 5.2 per 100,000.

Although the calculations are similar, confidence intervals based on small numbers for age-adjusted death rates are somewhat more complicated (51,54). Refer to the most recent version of the Mortality Technical Appendix for more details (54).

When comparing the difference between two rates,  $R_1$  and  $R_2$  where one or both of the rates are based on fewer than 100 deaths, a comparison of 95 percent confidence intervals may be used as a statistical test. If the 95 percent confidence intervals do not overlap, then the difference can be said to be statistically significant at the 0.05-level. A simple rule of thumb is: if  $R_1 > R_2$  then test if  $L(R_1) > U(R_2)$  or if  $R_2 > R_1$  then test if  $L(R_2) > U(R_1)$ . Positive tests denote statistical significance at the 0.05 level. For example, suppose that males aged 14 have a suicide rate ( $R_1$ ) of 4.2 based on 88 deaths and females aged 14 have a suicide rate ( $R_2$ ) of 1.7 per 100,000 based on 34 deaths. The 95 percent confidence limits for  $R_1$  and  $R_2$  calculated using formula 8 would be

$$L(R_1) = L(4.2) = 0.802029 \times 4.2 = 3.4 \text{ and}$$

$$U(R_1) = U(4.2) = 1.232028 \times 4.2 = 5.2$$

$$L(R_2) = L(1.7) = 0.692529 \times 1.7 = 1.2 \text{ and}$$

$$U(R_2) = U(1.7) = 1.397400 \times 1.7 = 2.4$$

Because  $R_1 > R_2$  and  $L(R_1) > U(R_2)$ , it can be concluded that the difference between the suicide rates for males aged 14 and females of the same age is statistically significant at the .05 level. That is, taking into account random variability, females aged 14 have a suicide rate that is significantly lower than that for 14-year-old males.

This test may also be used to perform tests for other statistics when the normal approximation is not appropriate for one or both of the statistics being compared by replacing the statistics being compared by replacing  $R_1$  and  $R_2$  with  $D_1$  and  $D_2$ ,  $R'_1$  and  $R'_2$ , etc.

Users of the method of comparing confidence intervals should be aware that this method is a conservative test for statistical significance. That is, the difference between two rates may, in fact, be statistically significant even though confidence intervals for the two rates overlap (56). Thus, caution should be observed when interpreting a nonsignificant difference between two rates, especially when the lower and upper limits being compared overlap only slightly.

*Derivation of the gamma method*—For a random variable  $X$  that follows a gamma distribution  $\Gamma(y,z)$ , where  $y$  and  $z$  are the parameters that determine the shape of the distribution,  $E(X) = yz$  and  $Var(X) = yz^2$  (57). For the number of deaths,  $D$ ,  $E(D) = D$  and  $Var(D) = D$ . It follows that  $y = D$  and  $z = 1$  and thus,

$$9. \quad D \sim \Gamma(D,1)$$

From equation 9, it is clear that the shape of the distribution of deaths depends only on the number of deaths.

For the death rate,  $R$ ,  $E(R) = R$  and  $Var(R) = D/P^2$ . It follows, in this case, that  $y = D$  and  $z = P^{-1}$  and thus,

$$10. \quad R \sim \Gamma(D, P^{-1}).$$

A useful property of the gamma distribution is that for  $X \sim \Gamma(y,z)$ , one can divide  $X$  by  $z$  such that  $X/z \sim \Gamma(y,1)$ . This converts the gamma distribution into a simplified, standard form dependent only on parameter  $y$ . Expressing equation 10 in its simplified form gives

$$11. \quad \frac{R}{P^{-1}} = D \sim \Gamma(D,1)$$

From equation 11, it is clear that the shape of the distribution of the death rate is also dependent solely on the number of deaths.

Using the results of equations 9 and 11, one can use the inverse gamma distribution to calculate upper and lower confidence limits. Lower and upper  $100(1 - \alpha)$  percent confidence limits for the number of deaths,  $L(D)$  and  $U(D)$ , are estimated as

$$12. \quad L(D) = \Gamma^{-1}_{(D,1)}(\alpha/2) \text{ and } U(D) = \Gamma^{-1}_{(D+1,1)}(1 - \alpha/2)$$

where  $\Gamma^{-1}$  represents the inverse of the gamma distribution and  $D + 1$  in the formula for  $U(D)$  reflects a continuity correction made necessary by the fact that  $D$  is a discrete random variable and the gamma distribution is a continuous distribution. For a 95 percent confidence interval,  $\alpha = .05$ . For the death rate, it can be shown that

$$13. \quad L(R) = \frac{L(D)}{P} \text{ and } U(R) = \frac{U(D)}{P}$$

For more detail regarding the derivation of the gamma method and its application to age-adjusted death rates and other mortality statistics, see references 51, 54, and 55.

## SAS statements

Suppose that one wanted to know the number of unintentional falls with any mention of a head injury. One could use the following SAS statements to obtain this information from the multiple cause mortality file:

```
ARRAY RECA(20) $ RECA1-RECA20; /*RECA1-RECA20 CORRESPOND TO THE 20
RECORD AXIS FIELDS IN THE MORTALITY FILE*/

HEAD=0;
DO I=1 TO 20;
  IF RECA(I) >='S000' AND RECA(I) <'S099' THEN HEAD = 1; /*FLAG HEAD INJURIES*/
END;
/*SELECT ALL UNDERLYING CAUSE OF DEATH DUE TO FALLS*/
IF UC >='W00' AND UC <='W19'; /*UC IS THE UNDERLYING CAUSE OF DEATH*/
PROC FREQ;
  TABLES HEAD; /*RETURNS A FREQUENCY DISTRIBUTION FOR THE VARIABLE "HEAD"
WHERE 1=HEAD INJURIES*/
RUN;
```

If one were interested in the total number of mentions of head injury (more than one head injury could be listed on the death certificate, e.g., skull fracture and intracranial injury), then the DO loop in the previous example would be modified like so:

```
DO I=1 TO 20;
  IF RECA(I) >='S000' AND RECA(I) <'S099' THEN HEAD=HEAD+1;
END;
```

---

**Contents**

Abstract . . . . . 1  
Introduction . . . . . 2  
Data and Methods . . . . . 2  
    Data . . . . . 2  
    External cause of injury mortality matrix. . . . . 4  
    Classification of injury deaths . . . . . 4  
    Classification of terrorism-related deaths . . . . . 6  
Results . . . . . 6  
    Age and sex. . . . . 6  
    Race, ethnicity, and sex . . . . . 6  
    The external cause matrix. . . . . 7  
    Terrorism-related deaths . . . . . 8  
    Intent of injury death. . . . . 8  
    Mechanism of injury death. . . . . 10  
    State-specific differences. . . . . 12  
    Nature of injury. . . . . 13  
    Poisoning . . . . . 14  
    Natural underlying cause of death with mention of  
    external cause of death. . . . . 17  
Discussion . . . . . 17  
    Role of medical examiner and coroner systems for  
    data quality. . . . . 17  
    Future developments in the study of injury mortality. . . 18  
    Where to find injury mortality data on the Web . . . . . 18  
References. . . . . 19  
List of Detailed Tables . . . . . 20  
Technical Notes . . . . . 77

**Suggested citation**

Anderson RN, Miniño AM, Fingerhut LA, Warner M, Heinen MA. Deaths: Injuries, 2001. National vital statistics reports; vol 52 no 21. Hyattsville, Maryland: National Center for Health Statistics. 2004.

**National Center for Health Statistics**

Director, Edward J. Sondik, Ph.D.  
Deputy Director, Jack R. Anderson

**Division of Vital Statistics**

Director, Charles J. Rothwell

To receive this publication regularly, contact the National Center for Health Statistics by calling 1-866-441-6247. E-mail: [nchsquery@cdc.gov](mailto:nchsquery@cdc.gov)  
Internet: [www.cdc.gov/nchs](http://www.cdc.gov/nchs)

**Copyright information**

All material appearing in this report is in the public domain and may be reproduced or copied without permission; citation as to source, however, is appreciated.

---

**U.S. DEPARTMENT OF  
HEALTH & HUMAN SERVICES**

Centers for Disease Control and Prevention  
National Center for Health Statistics  
3311 Toledo Road  
Hyattsville, Maryland 20782

DHHS Publication No. (PHS) 2004-1120  
PRS 04-0276 (6/2004)

OFFICIAL BUSINESS  
PENALTY FOR PRIVATE USE, \$300

MEDIA MAIL  
POSTAGE & FEES PAID  
CDC/NCHS  
PERMIT NO. G-284