

National Highway Traffic Safety Administration



# Crash Data Collection Systems

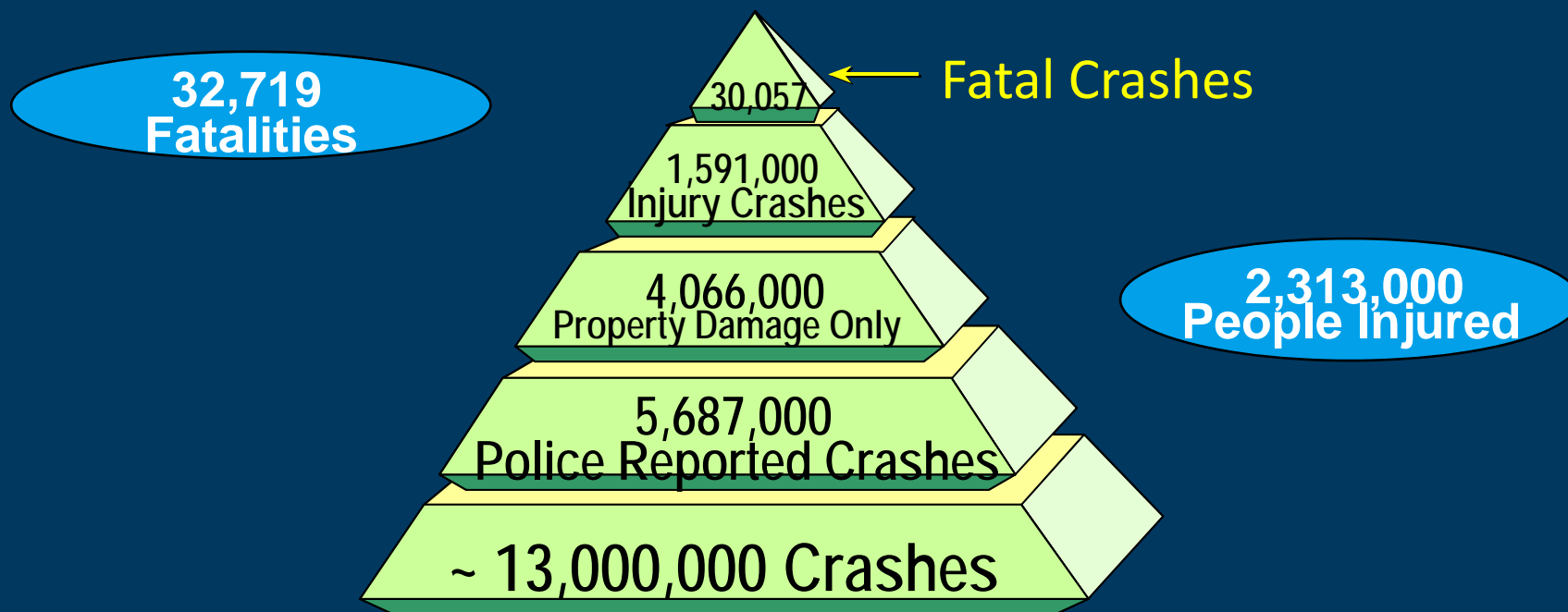


Augustus "Chip" Chidester  
Director, Office of Data Acquisitions

# Overview

- Current data collection programs
  - Crash report based
  - Crash investigation based
    - Current techniques used in crash investigation
- Congressional help to improve crash data
- New data collection programs
  - Crash report based
  - Crash investigation based
    - Modernized tools to improve crash data collection

# Crashes by Crash Severity, 2013



**Economic Cost: \$242B; Societal Harm: \$836B**

# Fatality Analysis Reporting System (FARS)

- All police-reported fatal motor vehicle traffic crashes within the U.S.
- State data recoded into a uniform national data set
- Fatality w/in 30 Days of Crash
- Early notification



# National Automotive Sampling System (NASS)

- Nationally representative
- Two Components
  - General Estimates System
    - Tracks Crash Trends
    - Identifies Problems
  - Crashworthiness Data System
    - Evaluates Motor Vehicle Safety Countermeasures
    - Provides Details on Passenger Vehicle Crashes



# NASS History

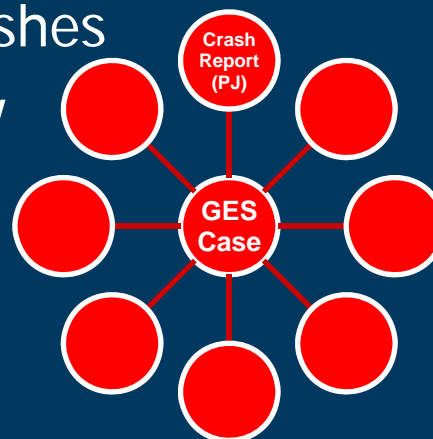
- Designed in the mid-1970's
- Designed as one system
- 75+ planned collection sites
- 20,000+ planned cases
- Split NASS in 1988:
  - General Estimates System
  - Crashworthiness Data System



*Safer Drivers. Safer Cars. Safer Roads.*

# National Automotive Sampling System GENERAL ESTIMATES SYSTEM (GES)

- Nationally representative sample of police reported traffic crashes
- ~50,000 crashes coded per year
- Sampled from ~5M police reported crashes
- Collected at 60 sites across the country



# Current Investigation-Based Data Collection

- National Automotive Sampling System (NASS)
  - Nationally representative sample of crashes
  - Light passenger vehicles only
- Special Crash Investigations (SCI)
  - Targeted crashes for Agency priorities
- Crash Injury Research and Engineering Network (CIREN)
  - Multidisciplinary analysis of medical and engineering evidence to determine injury causation



# National Automotive Sampling System CRASHWORTHINESS DATA SYSTEM (CDS)


- Detailed data on vehicle damage and the occupant outcome (crashworthiness) of towed light passenger vehicles
- Field Investigation Based
- Over 600 CDS Data Elements Describe
  - Crash Events
  - Damage to Vehicle
  - Crash Forces Involved
  - Injuries to Victims
  - Injury Mechanisms



*Safer Drivers. Safer Cars. Safer Roads.*

# Special Crash Investigations (SCI)

- Detailed investigations on new and rapidly changing technologies:
  - Unintended acceleration
  - Electric / Hybrid vehicles
  - Back over crashes / avoidance
  - Motorcoach crashes / fires
  - Air Bag systems
  - School bus crashes
  - Potential vehicle defects
  - Etc.
- Approximately 100 cases annually





# Crash Injury Research and Engineering Network (CIREN)

- Detailed injury causation data in modern passenger vehicle crashes
  - Multidisciplinary review, research and outreach
    - Three Medical and three Engineering Centers
    - State-of-the-art medical and engineering expertise
    - DICOM repository
  - Bio-Tab coding for all serious and disabling injuries
    - Balances occupant data and vehicle data
    - Validation of kinematics and injury causation
  - Research outputs (recent)
    - Knee-Thigh-Hip injury criteria
    - NASS+CIREN data fusion
    - Small overlap crash severity
  - 315 cases annually / 4,100+ cases total



## Direction from Congress – Modernize NASS

### Considerations:


- Is sample size and design sufficient?
- Is scope too limited?
- What data needs to be collected?
- What data do external stakeholders need?

**Congress appropriated \$25M in FY 2012 to  
modernize NASS**

# New Sample Design

- Current sample design over 35 years ago
- New design sample design
  - Two systems
    - Crash Report Sample System (CRSS)
    - Crash Investigations Sample System (CISS)
  - Improve the precision of the statistical estimates
  - Provide more relevant information for policy makers

# New CRSS Data Collection Sites



*Safer Drivers. Safer Cars. Safer Roads.*

★★★★★  
**NHTSA**  
www.nhtsa.gov



# Improved Scene Data

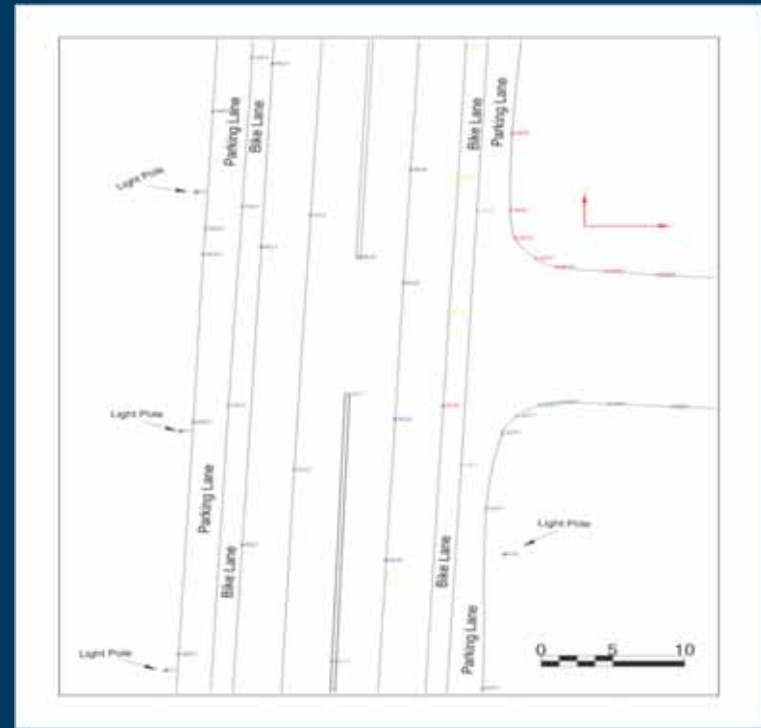
- Future
  - Electronic Distance Measuring Instrument
  - Off-road operations
  - SAFE!
  - More accurate
  - Provides scaled scene data
  - Capable of importing into any CAD program for 3-D renderings





# Improved Scene Data

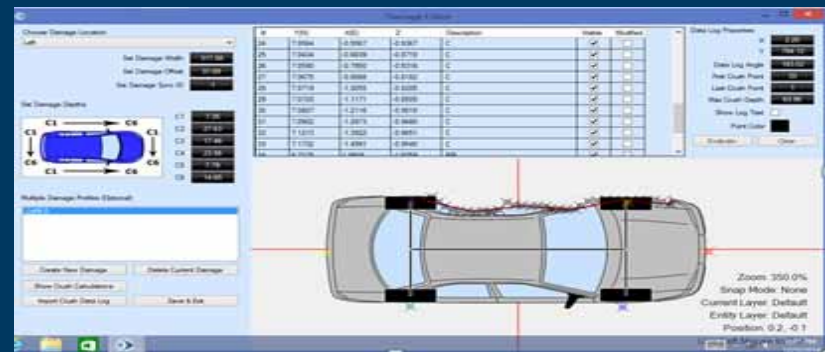
- Future
  - Scaled diagrams
  - Accurate measurements
  - Capability for user to create 3-D renderings of crash sites



*Safer Drivers. Safer Cars. Safer Roads.*

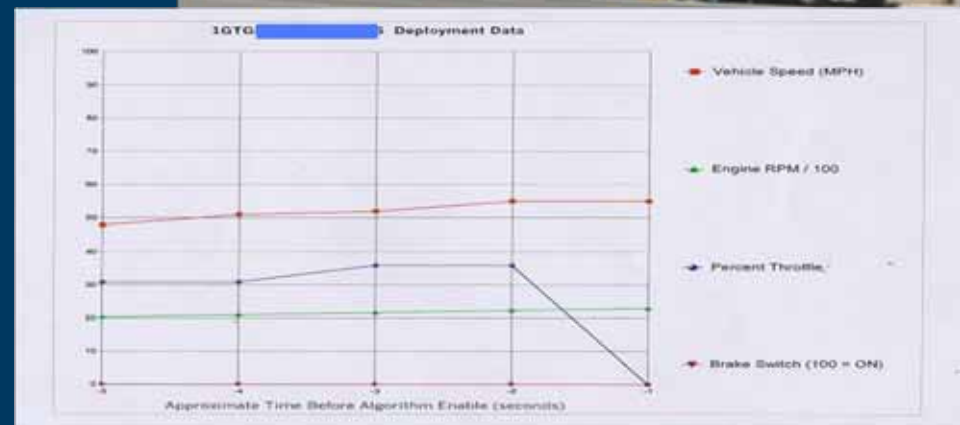
# Improved Vehicle Data

- Future
  - Electronic measurements of crush on vehicle
  - More efficient
  - Improved crush data
  - Many more crush points measured
  - Scaled damage on vehicles
  - Capable of importing into any CAD program for 3-D renderings



# Improved Vehicle Data

## Event Data Recorder (EDR)



*Safer Drivers. Safer Cars. Safer Roads.*



# Modernized Information Technology

- IT Systems
  - Consolidated multiple systems into one for efficiency
- Data files to users
  - Releasing data file in multiple formats (currently only one format)
  - Release EDR files, scene and vehicle electronic measurements in various formats
- Better worldwide usage of crash data



*Safer Drivers. Safer Cars. Safer Roads.*

Questions?

