

## Learn more about wildland fire online!

Sacramento National Wildlife Refuge Complex  
<http://www.fws.gov/sacramentovalleyrefuges/>

U.S. Fish & Wildlife Service Fire Management  
<http://www.fws.gov/fire>

National Interagency Fire Center  
<http://www.nifc.gov>

FEMA for Kids: Wildfires  
[www.fema.gov/kids/wldfire.htm](http://www.fema.gov/kids/wldfire.htm)

SmokeyBear Online  
<http://www.smokeybear.com>

Special thanks to Sacramento National Wildlife  
Refuge Complex and Klamath Basin National  
Wildlife Refuge Complex for development of this  
booklet.

# Junior Refuge Firefighter



**Sacramento National Wildlife Refuge Complex  
Willows, CA**



## Steps to earning your Junior Refuge Firefighter badge.

1. Complete this booklet and answer all the questions in the Junior Refuge Firefighter Quiz.
2. Explore the Sacramento National Wildlife Refuge Complex.
3. Bring your completed booklet to the visitor center and show your hard work to a refuge employee.
4. Wear your badge with pride – you are the newest Junior Refuge Firefighter.



**Let's get started!**

## Junior Refuge Firefighter Quiz

1. What are the three parts of fire triangle?  
\_\_\_\_\_
2. Name three tools firefighters use to control fires?  
\_\_\_\_\_  
\_\_\_\_\_
3. What is the difference between a good fire and a bad fire?  
\_\_\_\_\_  
\_\_\_\_\_
4. What should you do if you find a fire?  
\_\_\_\_\_  
\_\_\_\_\_
5. How can prescribed fire help wildlife refuges?  
\_\_\_\_\_  
\_\_\_\_\_

## Oath of the Junior Refuge Firefighter

"As a Junior Refuge Firefighter, I \_\_\_\_\_  
pledge to appreciate, respect and protect all national  
wildlife refuges. I promise to respect fire and be fire  
smart. I will share what I have learned about wildlife  
refuges and fire with others."

## Junior Refuge Firefighter Word Search

F I R E S O G T J Z N R P U B  
 N A B I H Y X D C O P O M E K  
 G B O P G O G G L E S P O F M  
 E L O Q K E A M Q P N G A H I  
 E E T J W R E F U G E K L T M  
 S R S D F U B N V S H O V E L  
 E C M A D U C K S F O U U W A  
 N O M E X V H E A T L I S P R  
 O Q A S R Z A J P K Y M V O Q  
 Y W R G A N R L A H N C U A F  
 X H S O Q L D E G R O L R S Z  
 G C H J S X H T Q J D E D D E  
 T R E E S O A E L S V O I Q A  
 L F E I N Y T P B K C D V R G  
 M A P T R W U O G L O V E S L  
 B R U S H Z V R A S A G I Y E  
 Q B L V K Q K T I V E J W O L  
 N R A P O X Y G E N S N A N P  
 W D S R B L C H M W X U T V E  
 A V K O F U E L V F A H E O Q  
 P E I M L V J G K O M I R J B

Boots McLeod Nomex Pulaski Fuel Geese  
 Trees Oxygen Marsh Refuge Heat Gloves  
 Brush Hardhat Water Shovel Fire Ducks  
 Eagle Goggles

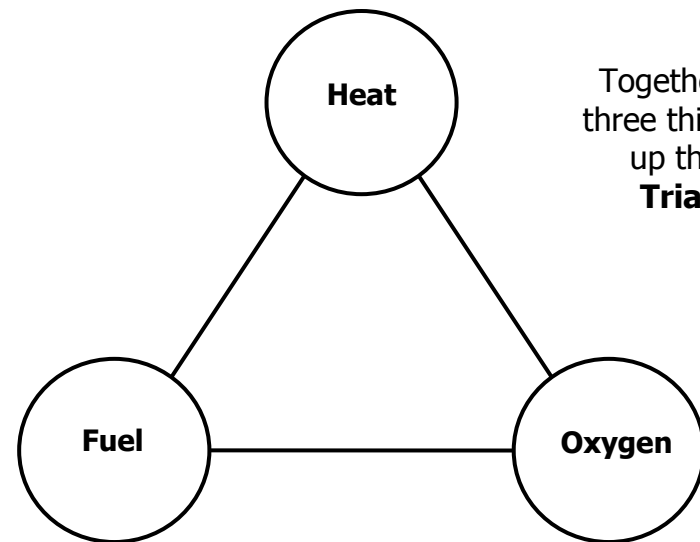
## The Fire Triangle

**Fire needs three things to burn:**

**Fuel** - something that can burn – grass, wood, leaves

**Heat** - enough to make the fuel burn – lightning, matches

**Oxygen** - air



Together, these three things make up the **Fire Triangle**.

If you take away any part of the **Fire Triangle**, there will be no fire.


What kinds of **fuels** can you find right now?

## Firefighters protect people, homes and habitat.



## Can you find your way through the marsh?

Be extra careful not to touch any fire on your way through.




## Good or Bad Fire

Draw a line from the happy flame to good fires.  
Draw a line from the angry flame to bad fires.



## Planned fire can help wildlife refuges.

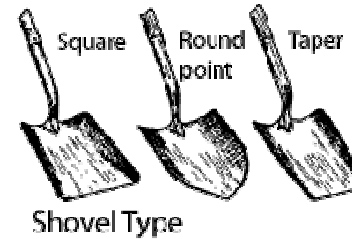
- Healthy habitat
- Food for wildlife
- Fuels reduction
- Disease control



## What Firefighters Wear



## Firefighters use different tools to manage wildfires.



Shovels dig out rocks and roots and move dirt.

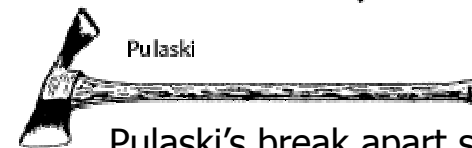



The Combi tool digs out roots and rocks and reaches into deep stumps.

McLeod's scrape away brush and leaves and pull out deep roots.



The Adze hoe breaks up tough clumps of dirt and scrapes away brush.



Pulaski's break apart soil, chop brush and roots and scrape dirt.

Can you think of other **tools** firefighters use to control fires?