

Small Wind Electric Systems

**A Guide Produced for the
American Corn Growers Foundation**



**U.S. Department of Energy
Energy Efficiency and Renewable Energy
Wind and Hydropower Technologies Program**

American Corn Growers Foundation

1730 M Street, NW, Suite 911, Washington, DC 20036, (202) 835-0023, E-Mail: www.acgf.org

A national survey of corn producers conducted by the American Corn Growers Foundation (ACGF) found a strong majority level of support among farmers on a range of important wind energy issues. The survey, conducted by Robinson and Muenster Associates, Inc. of Sioux Falls, South Dakota during the first half of April 2003, polled 511 farmers in the 14 states that represent 68.2 million acres, or 86% of the 79 million acres that will be planted to corn in 2003, based on the U.S.D.A. National Agricultural Statistics Service. The ACGF random, scientific survey has a margin of error of +/- 4.4% at the 95% confidence level. The largest number of farmers surveyed was in Iowa, which represents 16% of the prospective 2003 corn plantings.

93.3% of nation's corn producers support wind energy, 88.8% want farmers, industry and public institutions to promote wind power as an alternative energy source and 87.5% want utility companies to accept electricity from wind turbines in their power generation mix.

On federal-level issues, the survey shows that 82.2% of corn producers support the Energy Title in the farm law and want to see that program continued and funded at the current \$23 million level or greater for the purpose of renewable energy loans and grants.

77.9% believe farmers should be offered financial incentives such as production tax credits and a strong majority want to see such state-level incentives to encourage the development of wind energy. When provided the example of the wind energy incentives put in place by the Minnesota Legislature, the resulting expansion in the number of wind farms and then, when subsequently asked if other state legislatures should follow Minnesota's lead and pass similar wind power incentives, 77.7% said yes.

The survey also found strong support on these national policy issues: 76.7% agreement on the need for the country to be more energy independent for national security reasons and the belief that Congress and the Administration in Washington, DC should make a major commitment toward the promotion of wind energy; 82.2% agree that rural electric cooperatives should help support and promote wind energy; and, 75.7% want federal action to encourage upgrading of existing electric transmission lines and construction of new lines as a 'farm-to-market' road to deliver electricity from wind farms to consumers.

Questions and Survey Results

The farm law that was passed in 2002 included an Energy Title for the first time. That program provides 23 million dollars in loans and grants to farmers, ranchers and small business for the purpose of purchasing renewable energy systems, including wind turbines. Do you support continuing this renewable energy program with that amount or a greater level of funding for that same purpose?

Yes-82.2%	No-8.6%	Don't Know-9.2%	Refused-0%
Do you support the development of wind energy?			
Yes-93.3%	No-4.1%	Don't Know-2.5%	Refused-0%
Would you be willing to invest in wind power projects?			
Yes-50.7%	No-33.7%	Don't Know-15.7%	Refused-0%

Survey results continued inside back cover.

Small Wind Electric Systems

A U.S. Consumer's Guide

Introduction

Can I use wind energy to power my home? This question is being asked across the country as more people look for affordable and reliable sources of electricity.

Small wind electric systems can make a significant contribution to our nation's energy needs. Although wind turbines large enough to provide a significant portion of the electricity needed by the average U.S. home generally require one acre of property or more, approximately 21 million U.S. homes are built on one-acre and larger sites, and 24% of the U.S. population lives in rural areas.

A small wind electric system will work for you if:

- There is enough wind where you live
- Tall towers are allowed in your neighborhood or rural area
- You have enough space
- You can determine how much electricity you need or want to produce
- It works for you economically.

The purpose of this guide is to provide you with the basic information about small wind electric systems to help you decide if wind energy will work for you.

Why Should I Choose Wind?

Wind energy systems are one of the most cost-effective home-based renewable energy systems.



Bergey Windpower/PX01476

Homeowners, ranchers, and small businesses can use wind-generated electricity to reduce their utility bills. This grid-connected system installed for a home in Norman, Oklahoma, reduces the homeowner's utility bill by \$100 per month.

Contents

Introduction	1
First, How Can I Make My Home More Energy Efficient? . . .	2
Is Wind Energy Practical for Me?	3
What Size Wind Turbine Do I Need?	4
What are the Basic Parts of a Small Wind Electric System? . .	5
What Do Wind Systems Cost?	7
Where Can I Find Installation and Maintenance Support? . . .	8
How Much Energy Will My System Generate?	9
Is There Enough Wind on My Site?	11
How Do I Choose the Best Site for My Wind Turbine?	14
Can I Connect My System to the Utility Grid?	15
Can I Go "Off-Grid"?	19
Glossary of Terms	21
For More Information	22

Depending on your wind resource, a small wind energy system can lower your electricity bill by 50% to 90%, help you avoid the high costs of having utility power lines extended to remote locations, prevent power interruptions, and it is nonpolluting.

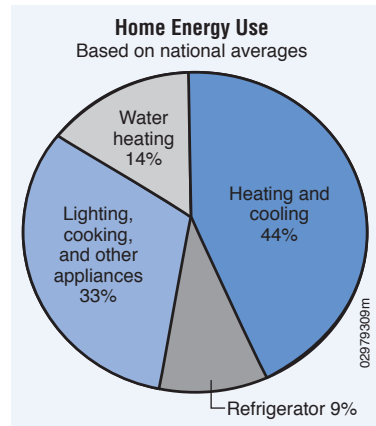
How Do Wind Turbines Work?

Wind is created by the unequal heating of the Earth's surface by the sun. Wind turbines convert the kinetic energy in wind into mechanical power that runs a generator to produce clean electricity. Today's turbines are versatile modular sources of electricity. Their blades are aerodynamically designed to capture the maximum energy from the wind. The wind turns the blades, which spin a shaft connected to a generator that makes electricity.

First, How Can I Make My Home More Energy Efficient?

Before choosing a wind system for your home, you should consider reducing your energy consumption by making your home or business more energy efficient. Reducing your energy consumption will significantly lower your utility bills and will reduce the size of the home-based renewable energy system you need. To achieve maximum energy efficiency, you should take a whole-building approach. View your home as an energy system with interrelated parts, all of which work synergistically to contribute to the efficiency of the system. From the insulation in your home's walls to the light bulbs in its fixtures, there are many ways you can make your home more efficient.

- Reduce your heating and cooling needs by up to 30% by investing just a few hundred dollars in



The largest portion of a utility bill for a typical house is for heating and cooling.

proper insulation and weatherization products.

- Save money and increase comfort by properly maintaining and upgrading your heating, ventilation, and air-conditioning systems.
- Install double-paned, gas-filled windows with low-emissivity (low-e) coatings to reduce heat loss in cold climates and spectrally selective coatings to reduce heat gain in warm climates.
- Replace your lights in high-use areas with fluorescents. Replacing 25% of your lights can save about 50% of your lighting energy bill.
- When shopping for appliances, look for the ENERGY STAR® label. ENERGY STAR® appliances have been identified by the U.S. Environmental Protection Agency and U.S. Department of Energy as being the most energy-efficient products in their classes.
- For more information on how to make your home energy efficient, see Energy Savers, in the For More Information section.

Is Wind Energy Practical for Me?

A small wind energy system can provide you with a practical and economical source of electricity if:

- your property has a good wind resource
- your home or business is located on at least one acre of land in a rural area
- your local zoning codes or covenants allow wind turbines
- your average electricity bills are \$150 per month or more
- your property is in a remote location that does not have easy access to utility lines
- you are comfortable with long-term investments.

Zoning Issues

Before you invest in a wind energy system, you should research potential obstacles. Some jurisdictions, for example, restrict the height of the

structures permitted in residentially zoned areas, although variances are often obtainable. Most zoning ordinances have a height limit of 35 feet. You can find out about the zoning restrictions in your area by calling the local building inspector, board of supervisors, or planning board. They can tell you if you will need to obtain a building permit and provide you with a list of requirements.

In addition to zoning issues, your neighbors might object to a wind machine that blocks their view, or they might be concerned about noise. Most zoning and aesthetic concerns can be addressed by supplying objective data. For example, the ambient noise level of most modern residential wind turbines is around 52 to 55 decibels. This means that while the sound of the wind turbine can be picked out of surrounding noise if a conscious effort is made to hear it, a residential-sized wind turbine is no noisier than your average refrigerator.



In Clover Valley, Minnesota, this 3-kW Whisper H175 turbine on a 50-foot tower is connected to the utility grid to offset the farm's utility-supplied electricity.

What Size Wind Turbine Do I Need?

The size of the wind turbine you need depends on your application. Small turbines range in size from 20 watts to 100 kilowatts. The smaller or "micro" (20–500-watt) turbines are used in a variety of applications such as charging batteries for recreational vehicles and sailboats.

One- to 10-kW turbines can be used in applications such as pumping water. Wind energy has been used for centuries to pump water and grind grain. Although mechanical windmills still provide a sensible, low-cost option for pumping water in low-wind areas, farmers and ranchers are finding that wind-electric pumping is a little more versatile and they can pump twice the volume for the same initial investment. In addition, mechanical windmills must be placed directly above the well, which may not take the best advantage of available wind resources. Wind-electric pumping systems can be placed where the wind resource is the best and connected to the pump motor with an electric cable.

This 1 kW Whisper turbine provides direct AC power for the water pump for stock tanks on a ranch in Wheeler, Texas.



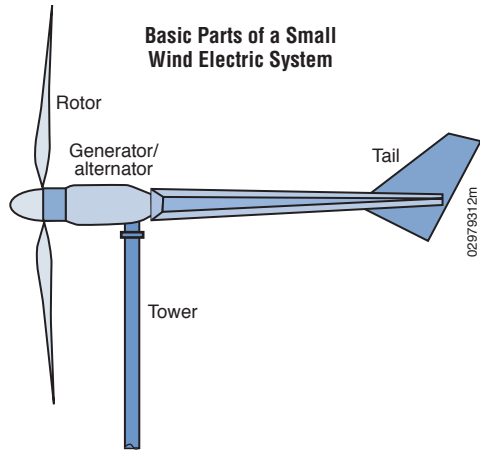
Ellicott Bayly/PIXON681

Turbines used in residential applications can range in size from 400 watts to 100 kW (100 kW for very large loads), depending on the amount of electricity you want to generate. For residential applications, you should establish an energy budget to help define the size of turbine you will need. Because energy efficiency is usually less expensive than energy production, making your house more energy efficient first will probably be more cost effective and will reduce the size of the wind turbine you need (see *How Can I Make My Home More Energy Efficient?*). Wind turbine manufacturers can help you size your system based on your electricity needs and the specifics of local wind patterns.

A typical home uses approximately 9400 kilowatt-hours (kWh) of electricity per year (about 780 kWh per month). Depending on the average wind speed in the area, a wind turbine rated in the range of 5 to 15 kilowatts (kW) would be required to make a significant contribution to this demand. A 1.5-kW wind turbine will meet the needs of a home requiring 300 kWh per month in a location with a 14-mile-per-hour (6.26-meters-per-second) annual average wind speed. The manufacturer can provide you with the expected annual energy output of the turbine as a function of annual average wind speed. The manufacturer will also provide information on the maximum wind speed at which the turbine is designed to operate safely. Most turbines have automatic overspeed-governing systems to keep the rotor from spinning out of control in very high winds. This information, along with your local wind speed and your energy budget, will help you decide which size turbine will best meet your electricity needs.

What are the Basic Parts of a Small Wind Electric System?

Home wind energy systems generally comprise a rotor, a generator or alternator mounted on a frame, a tail (usually), a tower, wiring, and the "balance of system" components: controllers, inverters, and/or batteries. Through the spinning blades, the rotor captures the kinetic energy of the wind and converts it into rotary motion to drive the generator.



Wind Turbine

Most turbines manufactured today are horizontal axis upwind machines that have two or three blades, which are usually made of a composite material such as fiberglass.

The amount of power a turbine will produce is determined primarily by the diameter of its rotor. The diameter of the rotor defines its "swept area," or the quantity of wind intercepted by the turbine. The turbine's frame is the structure onto which the rotor, generator, and tail are attached. The tail keeps the turbine facing into the wind.

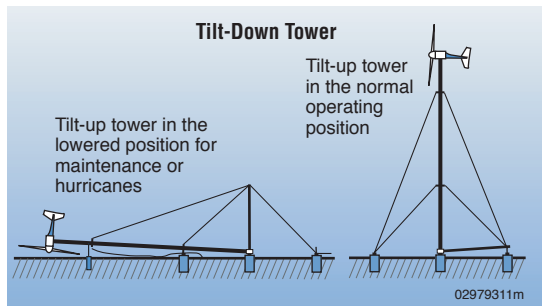
Tower

Because wind speeds increase with height, the turbine is mounted on a tower. In general, the higher the tower, the more power the wind system can produce. The tower also raises the turbine above the air turbulence that can exist close to the ground because of obstructions such as hills, buildings, and trees. A general rule of thumb is to install a wind turbine on a tower with the bottom of the rotor blades at least 30 feet (9 meters) above any obstacle that is within 300 feet (90 meters) of the tower. Relatively small investments in increased tower height can yield very high rates of return in

power production. For instance, to raise a 10-kW generator from a 60-foot tower height to a 100-foot tower involves a 10% increase in overall system cost, but it can produce 25% more power.

There are two basic types of towers: self-supporting (free standing) and guyed. Most home wind power systems use a guyed tower. Guyed towers, which are the least expensive, can consist of lattice sections, pipe, or tubing depending on the design, and supporting guy wires. They are easier to install than self-supporting towers. However, because the guy radius must be one-half to three-quarters of the tower height, guyed towers require enough space to accommodate them. While tilt-down towers are more expensive they offer the consumer an easy way to perform

Tilt-down towers provide easy maintenance for turbines.



maintenance on smaller light-weight turbines, usually 5 kW or less. Tilt-down towers can also be lowered to the ground during hazardous weather such as hurricanes. Aluminum towers are prone to cracking and should be avoided. Most turbine manufacturers provide wind energy system packages that include towers.

Mounting turbines on rooftops is not recommended. All wind turbines vibrate and transmit the vibration to the structure on which they are mounted. This can lead to noise and structural problems with the building, and the rooftop can cause excessive turbulence that can shorten the life of the turbine.

Balance of System

The parts that you need in addition to the turbine and the tower, or the balance of system parts, will depend on your application. Most manufacturers can provide you with a system package that includes all the parts you need for your application. For example, the parts required for a water pumping system will be much different than what you need for a residential application. The balance of system required will also depend on whether the system is grid-connected, stand-alone, or part of a hybrid system. For

a residential grid-connected application, the balance of system parts may include a controller, storage batteries, a power conditioning unit (inverter), and wiring. Some wind turbine controllers, inverters, or other electrical devices may be stamped by a recognized testing agency, like Underwriters Laboratories.

Stand-Alone Systems

Stand-alone systems (systems not connected to the utility grid) require batteries to store excess power generated for use when the wind is calm. They also need a charge controller to keep the batteries from overcharging. Deep-cycle batteries, such as those used for golf carts, can discharge and recharge 80% of their capacity hundreds of times, which makes them a good option for remote renewable energy systems. Automotive batteries are shallow-cycle batteries and should not be used in renewable energy systems because of their short life in deep-cycling operations.

A Bergey XL.10, 10-kW wind turbine is part of a grid-connected wind/photovoltaic hybrid system that reduces the utility power used by this home in Vermont. The balance of system (upper right) includes from left to right, a Trace inverter for the PV system, a breaker box, and a Powersync inverter for the wind system.



Small wind turbines generate direct current (DC) electricity. In very small systems, DC appliances operate directly off the batteries. If you want to use standard appliances that use conventional household alternating current (AC), you must install an inverter to convert DC electricity from the batteries to AC. Although the inverter slightly lowers the overall efficiency of the system, it allows the home to be wired for AC, a definite plus with lenders, electrical code officials, and future homebuyers.

For safety, batteries should be isolated from living areas and electronics because they contain corrosive and explosive substances. Lead-acid batteries also require protection from temperature extremes.

Grid-Connected Systems

In grid-connected systems, the only additional equipment required is a power conditioning unit (inverter) that makes the turbine output electrically compatible with the utility grid. Usually, batteries are not needed.

What Do Wind Systems Cost?

A small turbine can cost anywhere from \$3,000 to \$35,000 installed, depending on size, application, and service agreements with the manufacturer. (The American Wind Energy Association [AWEA] says a typical home wind system costs approximately \$32,000 (10 kW); a comparable photovoltaic [PV] solar system would cost over \$80,000.)

A general rule of thumb for estimating the cost of a residential turbine is \$1,000 to \$3,000 per kilowatt. Wind energy becomes more cost effective as the size of the turbine's rotor increases. Although small turbines cost less in initial outlay, they are



A Southwest Windpower Air 303, 300 watt turbine is the sole source of electricity for this remote home in northern Arizona.

Southwest Windpower / PFK09156

proportionally more expensive. The cost of an installed residential wind energy system that comes with an 80-foot tower, batteries, and inverter, typically ranges from \$13,000 to \$40,000 for a 3 to 10 kW wind turbine.

Although wind energy systems involve a significant initial investment, they can be competitive with conventional energy sources when you account for a lifetime of reduced or avoided utility costs. The length of the payback period—the time before the savings resulting from your system equal the cost of the system itself—depends on the system you choose, the wind resource on your site, electricity costs in your area, and how you use your wind system. For example, if you live in California and have received the 50% buydown of your small wind system, have net metering, and an average annual wind speed of 15 miles per hour (mph) (6.7 meters per second [m/s]), your simple payback would be approximately 6 years.



Warren Gertzel, NREL / P1X09615

Small wind turbines like this 10 kW Bergey XL.10 provide electricity for home, farm, and ranch applications.

Things to Consider When Purchasing a Wind Turbine

Once you determine you can install a wind energy system in compliance with local land use requirements, you can begin pricing systems and components. Comparatively shop for a wind system as you would any major purchase. Obtain and review the product literature from several manufacturers. As mentioned earlier, lists of manufacturers are available from AWEA, (see For More Information), but not all small turbine manufacturers are members of AWEA. Check the yellow pages for wind energy system dealers in your area.

Once you have narrowed the field, research a few companies to be sure they are recognized wind energy businesses and that parts and service will be available when you need them. You may wish to contact the Better Business Bureau to check on

the company's integrity and ask for references of past customers with installations similar to the one you are considering. Ask the system owners about performance, reliability, and maintenance and repair requirements, and whether the system is meeting their expectations. Also, find out how long the warranty lasts and what it includes.

Where Can I Find Installation and Maintenance Support?

The manufacturer / dealer should be able to help you install your machine. Many people elect to install the machines themselves. Before attempting to install your wind turbine, ask yourself the following questions:

- Can I pour a proper cement foundation?
- Do I have access to a lift or a way of erecting the tower safely?
- Do I know the difference between AC and DC wiring?
- Do I know enough about electricity to safely wire my turbine?
- Do I know how to safely handle and install batteries?

If you answered no to any of the above questions, you should probably choose to have your system installed by a system integrator or installer. Contact the manufacturer for help or call your state energy office and local utility for a list of local system installers. You can also check the yellow pages for wind energy system service providers. A credible installer will provide many services such as permitting. Find out if the installer is a licensed electrician. Ask for references and check them out. You may also want to check with the Better Business Bureau.

Although small wind turbines are very sturdy machines, they do require some annual maintenance. Bolts and electrical connections should be checked and tightened if necessary. The machines should be checked for corrosion and the guy wires for proper tension. In addition, you should check for and replace any worn leading edge tape on the blades, if appropriate. After 10 years, the blades or bearings may need to be replaced, but with proper installation and maintenance, the machine should last up to 20 years or longer.

If you do not have the expertise to maintain the machine, your installer may provide a service and maintenance program.

How Much Energy Will My System Generate?

Most U.S. manufacturers rate their turbines by the amount of power they can safely produce at a particular wind speed, usually chosen between 24 mph (10.5 m/s) and 36 mph (16 m/s). The following formula illustrates factors that are important to the performance of a wind turbine. Notice that the wind speed, V , has an

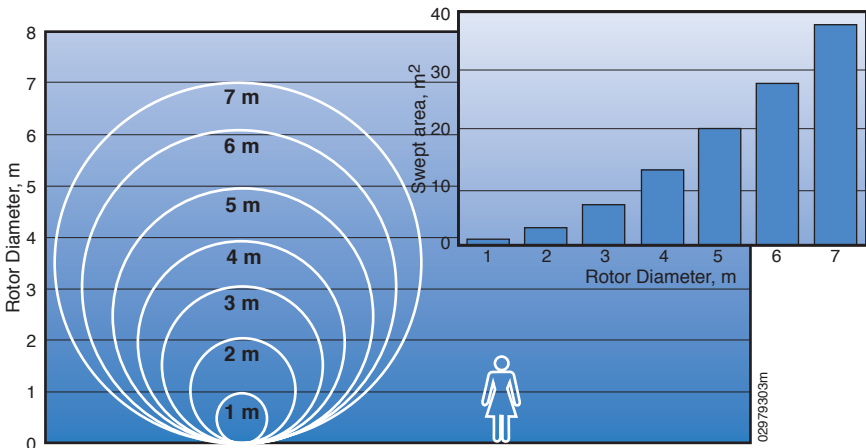
exponent of 3 applied to it. This means that even a small increase in wind speed results in a large increase in power. That is why a taller tower will increase the productivity of any wind turbine by giving it access to higher wind speeds as shown in the Wind Speeds Increase with Height graph. The formula for calculating the power from a wind turbine is:

$$\text{Power} = k C_p 1/2 \rho A V^3$$

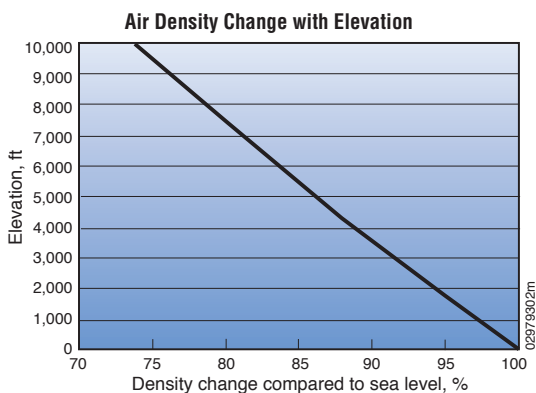
Where:

- P = Power output, kilowatts
- C_p = Maximum power coefficient, ranging from 0.25 to 0.45, dimension less (theoretical maximum = 0.59)
- ρ = Air density, lb/ft³
- A = Rotor swept area, ft² or $\pi D^2/4$ (D is the rotor diameter in ft, $\pi = 3.1416$)
- V = Wind speed, mph
- k = 0.000133 A constant to yield power in kilowatts. (Multiplying the above kilowatt answer by 1.340 converts it to horsepower. [i.e., 1 kW = 1.340 horsepower]).

Relative Size of Small Wind Turbines



Source: Paul Gipe, *Wind Energy Basics*



The rotor swept area, A , is important because the rotor is the part of the turbine that captures the wind energy. So, the larger the rotor, the more energy it can capture. The air density, ρ , changes slightly with air temperature and with elevation. The ratings for wind turbines are based on standard conditions of 59° F (15° C) at sea level. A density correction should be made for higher elevations as shown in the Air Density Change with Elevation graph. A correction for temperature is typically not needed for predicting the long-term performance of a wind turbine.

While the calculation of wind power illustrates important features about wind turbines, the best measure of wind turbine performance is annual energy output. The difference between power and energy is that power (kilowatts [kW]) is the rate at which electricity is consumed, while energy (kilowatt-hours [kWh]) is the quantity consumed. An estimate of the annual energy output from your wind turbine, kWh/year, is the best way to determine whether a particular wind turbine and tower will produce enough electricity to meet your needs.

A wind turbine manufacturer can help you estimate the energy production you can expect. They will use a calculation based on the particular wind turbine power curve, the average annual wind speed at your site, the height of the tower that you plan to use, and the frequency distribution of the wind—an estimate of the number of hours that the wind will blow at each speed during an average year. They should also adjust this calculation for the elevation of your site. Contact a wind turbine manufacturer or dealer for assistance with this calculation.

To get a preliminary estimate of the performance of a particular wind turbine, use the formula below.

$$AEO = 0.01328 D^2 V^3$$

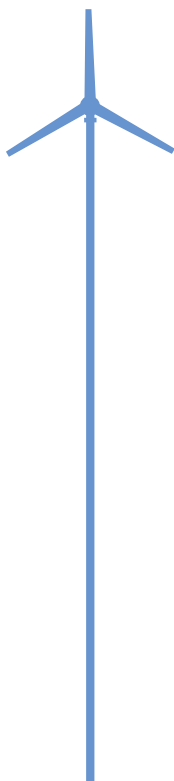
Where:

AEO = Annual energy output, kWh/year

D = Rotor diameter, feet

V = Annual average wind speed, mph

The Wind Energy Payback Period Workbook found at <http://www.nrel.gov/wind/> under consumer information is a spreadsheet tool that can help you analyze the economics of a small wind electric system and decide whether wind energy will work for you. The spreadsheet can be opened using Microsoft Excel 95 software. It asks you to provide information about how you're going to finance the system, the characteristics of your site, and the properties of the system you're considering. It then provides you with a simple payback estimation in years. If it takes too long to regain your capital investment—the number of years comes too close or is greater than the life of the system—wind energy will not be practical for you.



Is There Enough Wind on My Site?

Does the wind blow hard and consistently enough at my site to make a small wind turbine system economically worthwhile? That is a key question and not always easily answered. The wind resource can vary significantly over an area of just a few miles because of local terrain influences on the wind flow. Yet, there are steps you can take that will go a long way towards answering the above question.

As a first step, wind resource maps like the one on pages 12 and 13 can be used to estimate the wind resource in your region. The highest average wind speeds in the United States are generally found along seacoasts, on ridgelines, and on the Great Plains; however, many areas have wind resources strong enough to power a small wind turbine economically. The wind resource estimates on this map generally apply to terrain features that are well exposed to the wind, such as plains, hilltops, and ridge crests. Local terrain features may cause the wind resource at a specific site to differ considerably from these estimates. More detailed wind resource information, including the *Wind Energy Resource Atlas of United States*, published by the U.S. Department of Energy (DOE), can be found at the National Wind Technology Center web site at <http://www.nrel.gov/wind/> and the DOE Windpowering America web site at <http://www.eren.doe.gov/windpoweringamerica/>.

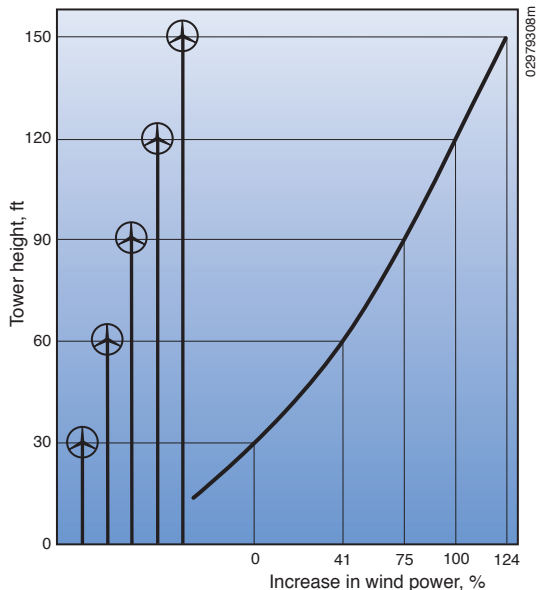
Another way to indirectly quantify the wind resource is to obtain average wind speed information from a nearby airport. However, caution should be used because local terrain influences and other factors may cause the wind speed recorded at an

airport to be different from your particular location. Airport wind data are generally measured at heights about 20–33 ft (6–10 m) above ground.

Average wind speeds increase with height and may be 15%–25% greater at a typical wind turbine hub-height of 80 ft (24 m) than those measured at airport anemometer heights. The National Climatic Data Center collects data from airports in the United States and makes wind data summaries available for purchase. Summaries of wind data from almost 1000 U.S. airports are also included in the *Wind Energy Resource Atlas of the United States* (see For More Information).

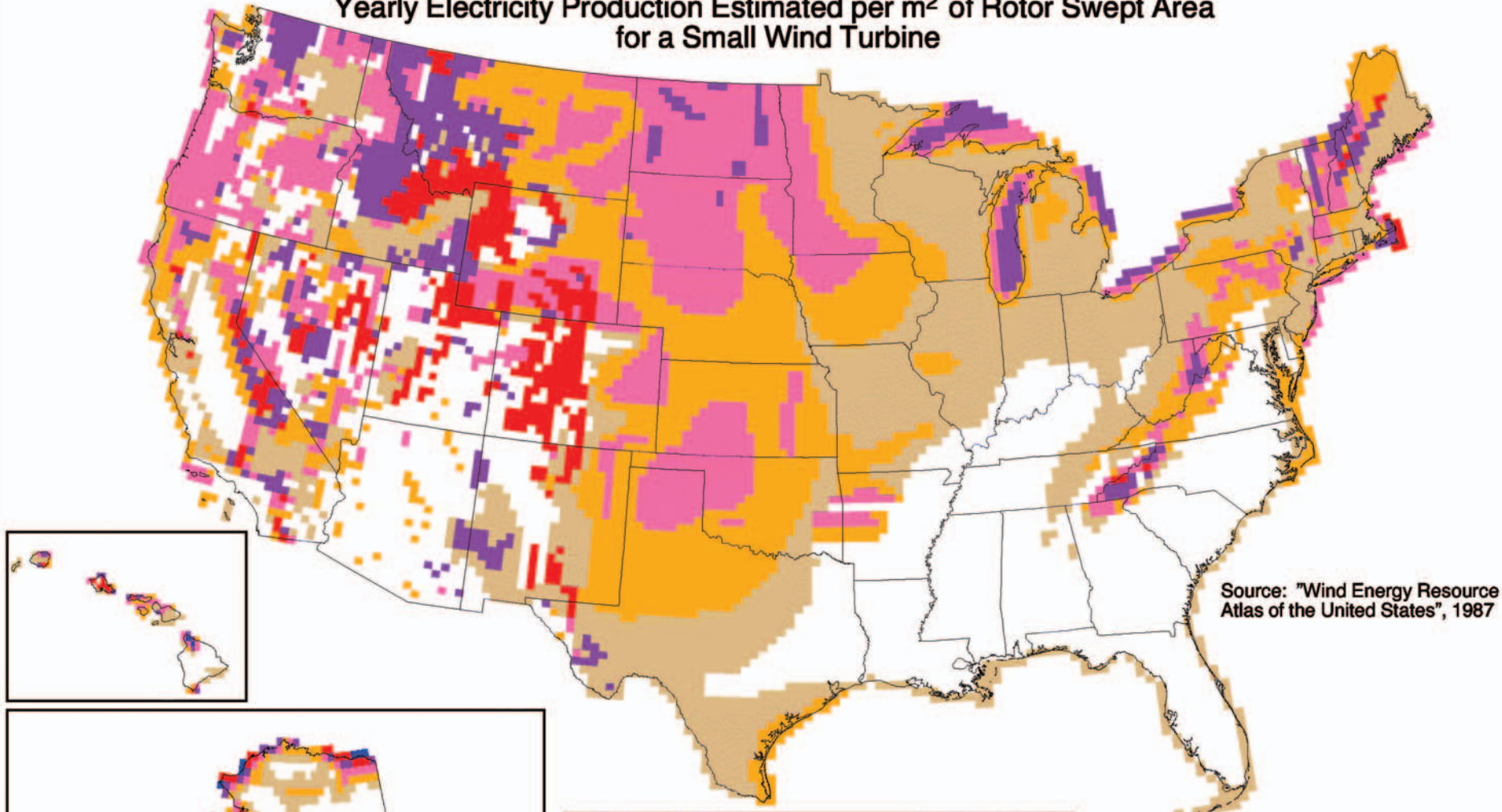
Another useful indirect measurement of the wind resource is the observation of an area's vegetation. Trees, especially conifers or evergreens, can be permanently deformed by strong winds. This deformity, known as "flagging," has been used to estimate the average wind speed for an area. For more information on the use of

Wind Speeds Increase with Height



United States - Wind Resource Map

Yearly Electricity Production Estimated per m² of Rotor Swept Area for a Small Wind Turbine



Source: "Wind Energy Resource Atlas of the United States", 1987

Small Wind Turbine Productivity Estimates*

Wind Power Class	Productivity per m ² of swept area** (kWh/year)	Wind Power Density at 33 ft (10 m) (W/m ²)	Wind Speed at 33 ft (10 m)	
			(mph)	(m/s)
1	< 350	<100	< 9.8	< 4.4
2	350 - 500	100 - 150	9.8 - 11.5	4.4 - 5.1
3	500 - 610	150 - 200	11.5 - 12.5	5.1 - 5.6
4	610 - 690	200 - 250	12.5 - 13.4	5.6 - 6.0
5	690 - 770	250 - 300	13.4 - 14.3	6.0 - 6.4
6	770 - 880	300 - 400	14.3 - 15.7	6.4 - 7.0
7	880 -1170	400 -1000	15.7 - 21.1	7.0 - 9.4

* Estimates are based on different models and sizes of wind turbines assuming a tower height of 80 ft (24 m).

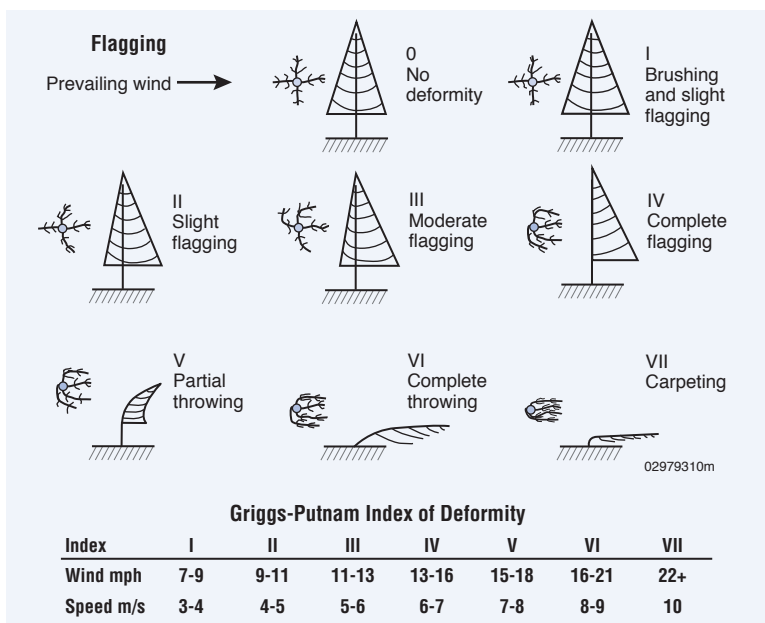
** For systems of different sizes, multiply the estimated productivity by the total swept area of the turbine.

U.S. Department of Energy
National Renewable Energy Laboratory



03-APR-2001 1.1.8

Flagging, the effect of strong winds on area vegetation, can help determine area wind speeds.



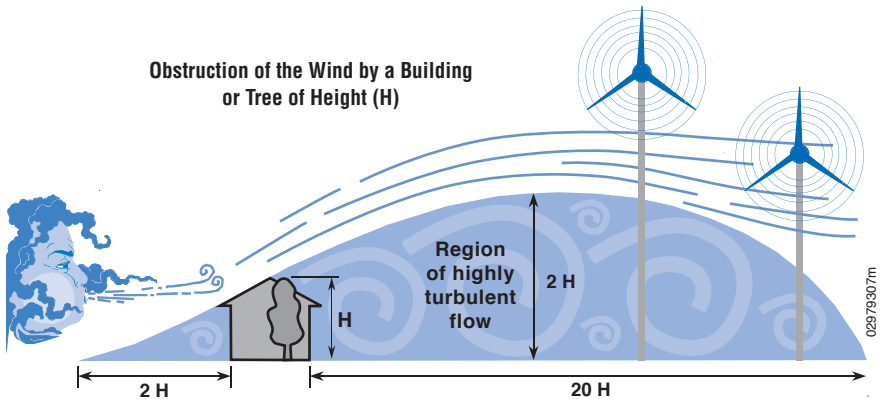
flagging you may want to obtain *A Siting Handbook for Small Wind Energy Conversion Systems* (see For More Information).

Direct monitoring by a wind resource measurement system at a site provides the clearest picture of the available resource. A good overall guide on this subject is the *Wind Resource Assessment Handbook* (see For More Information). Wind measurement systems are available for costs as low as \$600 to \$1200. This expense may or may not be hard to justify depending on the exact nature of the proposed small wind turbine system. The measurement equipment must be set high enough to avoid turbulence created by trees, buildings, and other obstructions. The most useful readings are those taken at hub-height, the elevation at the top of the tower where the wind turbine is going to be installed. If there is a small wind turbine system in your area, you may be able to obtain information on the annual

output of the system and also wind speed data if available.

How Do I Choose the Best Site for My Wind Turbine?

You can have varied wind resources within the same property. In addition to measuring or finding out about the annual wind speeds, you need to know about the prevailing directions of the wind at your site. If you live in complex terrain, take care in selecting the installation site. If you site your wind turbine on the top of or on the windy side of a hill, for example, you will have more access to prevailing winds than in a gully or on the leeward (sheltered) side of a hill on the same property. In addition to geologic formations, you need to consider existing obstacles such as trees, houses, and sheds, and you need to plan for future obstructions such as new buildings or trees that have not reached their full height. Your turbine needs to be sited upwind of buildings



and trees, and it needs to be 30 feet above anything within 300 feet. You also need enough room to raise and lower the tower for maintenance, and if your tower is guyed, you must allow room for the guy wires.

Whether the system is stand-alone or grid-connected, you will also need to take the length of the wire run between the turbine and the load (house, batteries, water pumps, etc.) into consideration. A substantial amount of electricity can be lost as a result of the wire resistance—the longer the wire run, the more electricity is lost. Using more or larger wire will also increase your installation cost. Your wire run losses are greater when you have direct current (DC) instead of alternating current (AC). So, if you have a long wire run, it is advisable to invert DC to AC.

Can I Connect My System to the Utility Grid?

Small wind energy systems can be connected to the electricity distribution system and are called grid-connected systems. A grid-connected wind turbine can reduce your consumption of utility-supplied electricity for lighting, appliances, and electric heat. If the turbine cannot deliver the amount of energy you


need, the utility makes up the difference. When the wind system produces more electricity than the household requires, the excess is sent or sold to the utility.

Grid-connected systems can be practical if the following conditions exist:

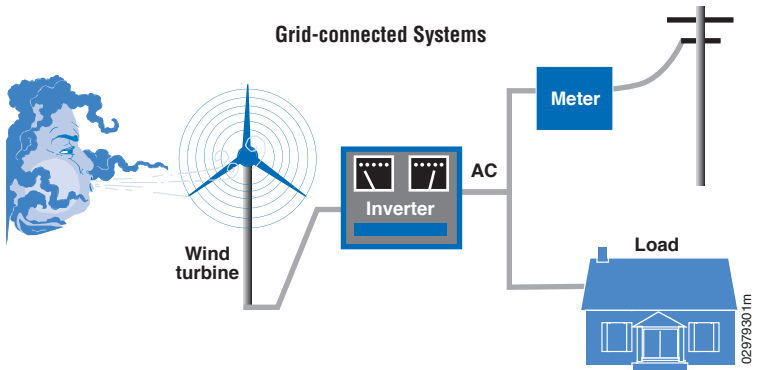
- You live in an area with average annual wind speed of at least 10 mph (4.5 m/s).
- Utility-supplied electricity is expensive in your area (about 10 to 15 cents per kilowatt-hour).
- The utility's requirements for connecting your system to its grid are not prohibitively expensive.
- There are good incentives for the sale of excess electricity or for the purchase of wind turbines.

Federal regulations (specifically, the Public Utility Regulatory Policies Act of 1978, or PURPA) require utilities to connect with and purchase power from small wind energy systems. However, you should contact your utility before connecting to their distribution lines to address any power quality and safety concerns. Your utility can provide you with a list of requirements for connecting your system to the grid. The American Wind Energy Association is another good source for information on utility

The farther you place your wind turbine from obstacles such as buildings or trees, the less turbulence you will encounter.



A grid-connected wind turbine can reduce your consumption of utility-supplied electricity.



interconnection requirements. The following information about utility grid connection requirements was taken from AWEA's Web site. For more detailed information, visit <http://www.awea.org/> or contact AWEA (see For More Information).

Net Metering

The concept of net metering programs is to allow the electric meters of customers with generating facilities to turn backwards when their generators are producing more energy than the customers' demand. Net metering allows customers to use their generation to offset their consumption over the entire billing period, not just instantaneously. This offset would enable customers with generating facilities to receive retail prices for more of the electricity they generate.

Net metering varies by state and by utility company, depending on whether net metering was legislated or directed by the Public Utility Commission. Net metering programs all specify a way to handle the net excess generation (NEG) in terms of payment for electricity and/or length of time allowed for NEG credit. If the net metering requirements define NEG on a monthly basis, the consumer can only get credit for their excess that month. But if the net metering rules allow for annual NEG,

the NEG credit can be carried for up to a year.

Most of North America gets more wind in the winter than in the summer. For people using wind energy to displace a large load in the summer like air-conditioning or irrigation water pumping, having an annual NEG credit allows them to produce NEG in the winter and be credited in the summer.

Safety Requirements

Whether or not your wind turbine is connected to the utility grid, the installation and operation of the wind turbine is probably subject to the electrical codes that your local government (city or county) or in some instances your state government has in place. The government's principal concern is with the safety of the facility, so these code requirements emphasize proper wiring and installation, and the use of components that have been certified for fire and electrical safety by approved testing laboratories, such as Underwriters Laboratories. Most local electrical codes requirements are based on the National Electrical Code (NEC), which is published by the National Fire Protection Association. As of 1999, the latest version of the NEC did not have any sections specific to the installation of wind energy facilities,

consequently wind energy installations are governed by the generic provisions of the NEC.

If your wind turbine is connected to the local utility grid so that any of the power produced by your wind turbine is delivered to the grid, then your utility also has legitimate concerns about safety and power quality that need to be addressed. The utility's principal concern is that your wind turbine automatically stops delivering any electricity to its power lines during a power outage. Otherwise line workers and the public, thinking that the line is "dead," might not take normal precautions and might be hurt or even killed by the power from your turbine. Another concern among utilities is that the power from your facility synchronize properly with the utility grid, and that it match the utility's own power in terms of voltage, frequency, and power quality.

A few years ago, some state governments started developing new standardized interconnection requirements for small renewable energy generating facilities (including wind turbines). In most cases the new requirements have been based on consensus-based standards and testing procedures developed by independent third-party authorities, such as the Institute of Electrical and Electronic Engineers and Underwriters Laboratories.

Interconnection Requirements

Most utilities and other electricity providers require you to enter into a formal agreement with them before you interconnect your wind turbine with the utility grid. In states that have retail competition for electricity service (e.g., your utility operates the local wires, but you have a choice of electricity provider) you may have to sign a separate

agreement with each company. Usually these agreements are written by the utility or the electricity provider. In the case of private (investor-owned) utilities, the terms and conditions in these agreements must be reviewed and approved by state regulatory authorities.

Insurance

Some utilities require small wind turbine owners to maintain liability insurance in amounts of \$1 million or more. Utilities consider these requirements necessary to protect them from liability for facilities they do not own and have no control over. Others consider the insurance requirements excessive and unduly burdensome, making wind energy uneconomic. In the 21 years since utilities have been required to allow small wind systems to interconnect with the grid there has never been a liability claim, let alone a monetary award, relating to electrical safety.

This grid-connected, 10 kW Bergey wind turbine offsets electrical power consumption for a small business in Norman, Oklahoma.



In six states (California, Maryland, Nevada, Oklahoma, Oregon, and Washington), laws or regulatory authorities prohibit utilities from imposing any insurance requirements on small wind systems that qualify for "net metering." In at least three other states (Idaho, New York, Virginia) regulatory authorities have allowed utilities to impose insurance requirements, but have reduced the required coverage amounts to levels consistent with conventional residential or commercial insurance policies (e.g., \$100,000 to \$300,000). If your insurance amounts seem excessive, you can ask for a reconsideration from regulatory authorities (in the case of private investor-owned utilities) or to the utility's governing board (in the case of publicly-owned utilities).

Indemnification

An indemnity is an agreement between two parties where one agrees to secure the other against loss or damage arising from some act or some assumed responsibility. In the context of customer-owned

generating facilities, utilities often want customers to indemnify them for any potential liability arising from the operation of the customer's generating facility. Although the basic principle is sound—utilities should not be held responsible for property damage or personal injury attributable to someone else—indemnity provisions should not favor the utility but should be fair to both parties. Look for language that says, "each party shall indemnify the other . . ." rather than "the customer shall indemnify the utility . . ."

Customer Charges

Customer charges can take a variety of forms, including interconnection charges, metering charges, and standby charges, among others. You should not hesitate to question any charges that seem inappropriate to you. Federal law (Public Utility Regulatory Policies Act of 1978, or PURPA, Section 210) prohibits utilities from assessing discriminatory charges to customers who have their own generation facilities.

Connecting to the Utility Grid— A Success Story

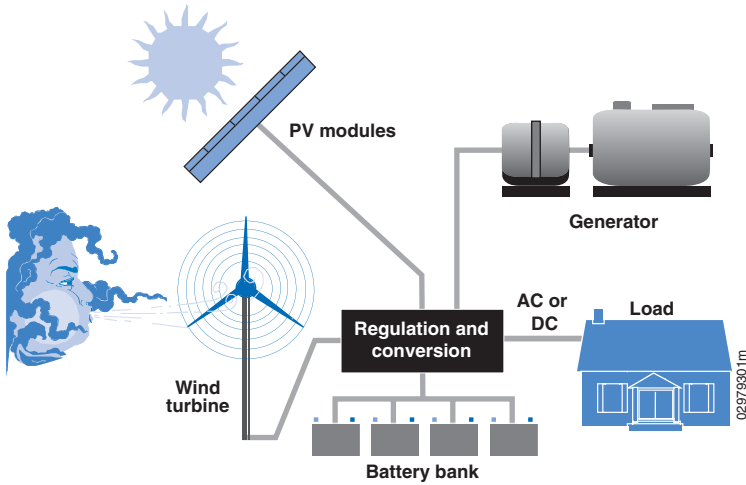
This 10-kW Bergey wind turbine, installed on a farm located in Southwestern Kansas in 1983, produces an average 1700–1800 kilowatt-hours per month, reducing the user's monthly utility bills by approximately 50%. The turbine cost about \$20,000 when it was installed. Since then, the cost for operation and maintenance has been about \$50 per year. The only unscheduled maintenance activity over the years was repair to the turbine required as a result of damage caused by a lightning strike. Insurance covered all but \$500 of the \$9000 cost of damages. The basic system parts include:

- Bergey XL.10 wind turbine
- 100-foot free-standing lattice tower
- Inverter



Hybrid Power Systems

Combine multiple sources to deliver non-intermittent electric power



A hybrid system that combines a wind system with a solar and/or diesel generator can provide reliable off-grid power around the clock.

Can I Go "Off-Grid"?

Hybrid Systems

Hybrid wind energy systems can provide reliable off-grid power for homes, farms or even entire communities (a co-housing project, for example) that are far from the nearest utility lines. According to many renewable energy experts, a "hybrid" system that combines wind and photovoltaic (PV) technologies offers several advantages over either single system. In much of the United States, wind speeds are low in the summer when the sun shines brightest and longest. The wind is strong in the winter when there is less sunlight available. Because the peak operating times for wind and PV occur at different times of the day and year, hybrid systems are more likely to produce power when you need it. (For more information on solar electric or PV systems, contact the Energy Efficiency and Renewable Energy Clearinghouse—see For More Information.)

For the times when neither the wind nor the PV modules are producing, most hybrid systems provide power through batteries and/or an engine-generator powered by conventional fuels such as diesel. If the batteries run low, the engine-generator can provide power and recharge the batteries. Adding an engine-generator makes the system more complex, but modern electronic controllers can operate these systems automatically. An engine-generator can also reduce the size of the other components needed for the system. Keep in mind that the storage capacity must be large enough to supply electrical needs during non-charging periods. Battery banks are typically sized to supply the electric load for one to three days.

An off-grid hybrid system may be practical for you if:

- You live in an area with average annual wind speed of at least 9 mph (4.0 m/s).
- A grid connection is not available or can only be made through an

expensive extension. The cost of running a power line to a remote site to connect with the utility grid can be prohibitive, ranging from \$15,000 to more than \$50,000 per mile, depending on terrain.

- You would like to gain energy independence from the utility.
- You would like to generate clean power.

Living Off-Grid—A Success Story

This home, built near in Ward, Colorado (at an elevation of 9000 feet), has been off-grid since it was built in 1972. When the house was built, the nearest utility was over a mile away, and it would have cost between \$60K–\$70K (based on 1985 rates) to connect to the utility lines. The owners decided to

install a hybrid electric system powered by wind, solar, and a generator for a cost of about \$19,700. The parts of the system include:

Bergey 1.5 kW wind turbine, 10-ft (3-m) diameter rotor, 70-ft. (21-m) tower

Solarex PV panels, 480 watts

24 DC battery bank, 375 ampere-hours

Trace sine wave inverter, 120 AC, 1 phase, 4 kW

Onan propane-fueled generator, 6.5 kW rated (3 kW derated for altitude)

Electric appliances in the home include television, stereo, two computers, toaster, blender, vacuum cleaner, and hair dryer. The largest electric loads are created by a well pump and washing machine. The generator runs about 20% of the time, particularly when the washing machine is in use. Propane serves the other major loads in the home: range, refrigerator, hot water, and space heat. Solar collectors on the roof provide pre-heating for the hot water.



Jim Green, NREL / P/N22796

Glossary of Terms

Airfoil—The shape of the blade cross-section, which for most modern horizontal axis wind turbines, is designed to enhance the lift and improve turbine performance.

Ampere-hour—A unit of for the quantity of electricity obtained by integrating current flow in amperes over the time in hours for its flow; used as a measure of battery capacity.

Anemometer—A device to measure the wind speed.

Average wind speed—The mean wind speed over a specified period of time.

Blades—The aerodynamic surface that catches the wind.

Brake—Various systems used to stop the rotor from turning.

Converter—See Inverter.

Cut-in wind speed—The wind speed at which a wind turbine begins to generate electricity.

Cut-out wind speed—The wind speed at which a wind turbine ceases to generate electricity.

Density—Mass per unit of volume.

Downwind—On the opposite side from the direction from which the wind is blowing.

Furling—A passive protection for the turbine where typically the rotor folds either up or around the tail vane.

Grid—The utility distribution system. The network that connects electricity generators to electricity users.

HAWT—Horizontal axis wind turbine.

Inverter—A device that converts direct current (DC) to alternating current (AC).

kW—Kilowatt, a measure of power for electrical current (1000 watts).

kWh—Kilowatt-hour, a measure of energy equal to the use of one kilowatt in one hour.

MW—Megawatt, a measure of power (1,000,000 watts).

Nacelle—The body of a propeller-type wind turbine, containing the gearbox, generator, blade hub, and other parts.

O&M Costs—Operation and maintenance costs.

Power Coefficient—The ratio of the power extracted by a wind turbine to the power available in the wind stream.

Power curve—A chart showing a wind turbine's power output across a range of wind speeds.

PUC—Public Utility Commission, a state agency which regulates utilities. In some areas known as Public Service Commission (PSC).

PURPA—Public Utility Regulatory Policies Act (1978), 16 U.S.C. § 2601.18 CFR §292 that refers to small generator utility connection rules.

Rated output capacity—The output power of a wind machine operating at the rated wind speed.

Rated wind speed—The lowest wind speed at which the rated output power of a wind turbine is produced.

Rotor—The rotating part of a wind turbine, including either the blades and blade assembly or the rotating portion of a generator.

Rotor diameter—The diameter of the circle swept by the rotor.

Rotor speed—The revolutions per minute of the wind turbine rotor.

Start-up wind speed—The wind speed at which a wind turbine rotor will begin to spin. See also cut-in wind speed.

Swept area—The area swept by the turbine rotor, $A = \pi R^2$, where R is the radius of the rotor.

Tip speed ratio—The speed at the tip of the rotor blade as it moves through the air divided by the wind velocity. This is typically a design requirement for the turbine.

Turbulence—The changes in wind speed and direction, frequently caused by obstacles.

Upwind—On the same side as the direction from which the wind is blowing—windward.

VAWT—Vertical axis wind turbine.

Wind farm—A group of wind turbines, often owned and maintained by one company. Also known as a wind power plant.

Yaw—The movement of the tower top turbine that allows the turbine to stay into the wind.

For More Information

Books

A Siting Handbook for Small Wind Energy Conversion Systems. H. Wegley, J. Ramsdell, M. Orgill and R. Drake, Report No. PNL-2521 Rev.1, 1980; available from National Technical Information Service, 5285 Port Royal Rd., Springfield, VA 22151. (800) 553-6847. <http://www.ntis.gov/ordering.htm>

Energy Savers Tips on Saving Energy and Money at Home—A consumer's guide for saving energy and reducing utility bills. Available from U.S. Department of Energy's Energy Efficiency and Renewable Energy Clearinghouse (EREC), P.O. Box 3048, Merrifield, Virginia 22116. (800) 363-3732. http://www.eren.doe.gov/consumerinfo/energy_savers.

Wind Energy Basics by Paul Gipe—A comprehensive guide to modern small

wind technology. Available through AWEA. (202) 383-2500. <http://www.awea.org> and Chelsea Green Publishing Company, White River Junction, Vermont. 1999. ISBN 1-890132-07-01. <http://www.chelseagreen.com>

Wind Energy Resource Atlas of the United States by D. Elliott et al. Available from the American Wind Energy Association, 122 C. Street N.W., Washington D.C. 20001. <http://rredc.nrel.gov/wind/pubs/atlas>

Wind Power for Home and Business by Paul Gipe—A comprehensive guide to modern small wind technology. Available through AWEA. (202) 383-2500. <http://www.awea.org> and Chelsea Green Publishing Company, White River Junction, Vermont. 1999. ISBN - 0-930031-64-4. <http://www.chelseagreen.com>

Wind Power Workshop by Hugh Piggott—Provides an overview on how to design a home-built wind turbine. Available from The Center for Alternative Technology, Machynlleth, Powys, SY20 9AZ, UK Phone: 06154-702400, FAX: 01654 702782. E-mail: help@catinfo.demon.co.uk, <http://www.foe.co.uk/CAT>

Wind Resource Assessment Handbook: Fundamentals for Conducting a Successful Monitoring Program—This handbook presents industry-accepted guidelines for planning and conducting a wind resource measurement program. These guidelines, which are detailed and highly technical, emphasize the tasks of selecting, installing, and operating wind measurement equipment, as well as collecting and analyzing the associated data. Prepared by AWS Scientific, Inc. Available electronically in NREL's publication database at <http://www.nrel.gov/publications>.

Government Agencies

Energy Efficiency and Renewable Energy Clearinghouse, P.O. Box 3048, Merrifield, Virginia 22116 800-DOE-EREC (363-3732). <http://www.eren.doe.gov>

National Climatic Data Center, Federal Building, 151 Patton Avenue, Asheville, North Carolina, 28801-5001. (828) 271-4800. Fax (828) 271-4876. <http://www.ncdc.noaa.gov>

U.S. Department of Commerce, National Technical Information Service, 5285 Port Royal Road, Springfield, Virginia 22161. (800) 553-6847. <http://www.ntis.gov/ordering.htm>

Non-Government Organizations

American Wind Energy Association, 122 C Street, N.W. 4th Floor, Washington, D.C. 20001. (202) 383-2500. <http://www.awea.org>

Solar Energy International—Short courses on renewable energy and sustainable development, in Carbondale, Colorado. (970) 963-8855. <http://www.solarenergy.org>

Periodicals

"Apples and Oranges" by Mick Sagrillo—A comprehensive comparison of available small wind turbines. On Home Power Magazine Web site: <http://www.homepower.com>

Home Power Magazine—The definitive bimonthly magazine for the homemade power enthusiast. (800)707-6586 or on the Web at: <http://www.homepower.com>

Videos

An Introduction to Residential Wind Systems with Mick Sagrillo—A 63-minute video answering questions most often asked by homeowners as they consider purchasing and installing their own wind power

systems. Order from AWEA (202) 383-2500, <http://www.awea.org>

Web Sites

AWEA Small Wind Systems Web site—Includes answers to frequently asked questions and information on U.S. manufacturers. <http://www.awea.org/smallwind.html>

Database of State Incentives for Renewable Energy—On the Web at <http://www.dcs.ncsu.edu/solar/dsire/dsire.html>

Green Power Network Net Metering Web Site—Net metering programs are now available in 30 states. Visit this DOE Web site for information: <http://www.eren.doe.gov/greenpower/netmetering>

Small Wind "Talk" on the Web—AWEA's Home Energy Systems electronic mailing list is designed as a forum for the discussion of small-scale energy systems that include wind. To subscribe, send a subscription request awea-wind-home-subscribe@egroups.com.

Wind Energy for Homeowners—This Web site discusses things you should consider before investing in a small wind energy system and provides basic information about the systems. <http://www.eren.doe.gov/wind/homeowner.html>

2002 Farm Bill – Wind Energy Development Provisions

Renewable Energy Systems and Energy Efficiency Improvements

Incentive Type: Low-interest loans, loan guarantees, and grants

Eligible Technologies: Renewable energy systems (energy derived from wind, solar, biomass, geothermal, and hydrogen derived from biomass or water using a renewable energy source) and energy efficiency improvements.

Applicable Sectors: Agriculture, rural small commercial

Amount: Varies. The grant may not exceed 25% of the cost of a project, and a combined grant and loan or guarantee may not exceed 50% of the cost of a project.

Terms: 2003 – 2007

Date Enacted: 2002

Authority: Farm Bill, Title IX, Section 9006

Summary: This law allows direct financial assistance to farmers, ranchers, and rural small businesses for the purchase of wind power and other renewable energy systems and for energy efficiency improvements. This program is funded at \$23,000,000 each year in 2003-2007, totaling \$115 million. In determining the amount of a grant or loan, USDA shall consider the type of renewable energy system, the quantity of energy likely to be generated, the expected environmental benefits, the extent to which the system is replicable, and the amount of energy savings from energy efficiency improvements and the likely payback period.

Conservation Reserve Program

Incentive Type: CRP payments

Eligible Technologies: Wind turbines

Applicable Sectors: Agriculture

Amount: No reduction in CRP payments when a wind turbine is installed on CRP land (subject to USDA approval)

Effective Date: 2002

Authority 1: Farm Bill, Titles II and VI, Section 2101

Authority 2: Section 1232(a)(7) of the Food Security Act of 1985, 16 U.S.C. § 3831, et seq.

Summary: Wind turbine installations are now allowed on Conservation Reserve Program lands with no reduction in CRP payments. However, the wind turbine installations are subject to USDA approval,

taking into account the site location, habitat, and the purpose of the CRP.

Value-Added Agricultural Product Market Development Grants

Incentive Type: Grants

Eligible Technologies: Renewable energy systems (energy derived from wind, solar, geothermal, hydrogen, and biomass—biomass is specifically defined and excludes both paper that is commonly recycled and unsegregated solid wastes).

Applicable Sectors: Agriculture

Amount: Maximum grant amount is \$500,000 per project

Terms: 2002 – 2007

Authority 1: Farm Bill, Titles II and VI, section 6401

Authority 2: Section 231 of the Agricultural Risk Protection Act of 2000, 7 U.S.C. § 1621 note.

Summary: Titles II and VI, section 6401 of the Farm Bill amends Section 231 of the Agricultural Risk Protection Act of 2000, 7 U.S.C. § 1621 note to expand the definition of the term “value-added agricultural product” to include farm- and ranch-based renewable energy. The program provides for competitive grants to assist producers of value-added agricultural products, including renewable energy systems, to develop feasibility studies, business plans, and marketing strategies. Recipients also can use the grant to provide capital to establish alliances or business ventures.

The maximum grant amount is \$500,000 per project. The program is funded at \$40,000,000 for each year in 2002-2007, to be made available from the Commodity Credit Corporation, totaling \$240 million.

Contacts

William F. Hagy III
Deputy Administrator, Business Programs
Phone: 202-720-7287
E-mail: bill.hagy@usda.gov

Chris Humes
Phone: 202-720-0813
E-mail: chris.humes@usda.gov
Rural Business-Cooperative Service
1400 Independence Ave., S.W.
Washington, D.C. 20250-3220

Survey results continued from inside front cover.

Which of the following do you believe is the best way for farmers to reap the financial rewards from wind power?

- 37.8%-By leasing a small portion of their farm to a power generator for the placement of wind turbines.
- 31.1%-By investing in a farmer-owned wind power cooperative
- 12.9%-By purchasing a small wind turbine for your own individual on-farm use
- 7.6%-By owning and placing large scale wind turbines on your own land
- 9.8%-Don't Know
- 0.8%-Refused

Do you believe wind energy can provide additional farm income to your farming operation?

- Yes-59.3%
- No-30.1%
- Don't Know-4.3%
- Refused-0%

Should farmers, industry and public institutions promote wind power as an alternative energy source?

- Yes-88.8%
- No-6.8%
- Don't Know-4.3%
- Refused-0%

Would you be more inclined to invest in wind energy because it produces no harmful emissions and helps to clean the environment?

- Yes-81.2%
- No-14.3%
- Don't Know-4.5%
- Refused-0%

Should farmers be offered financial incentives such as production tax credits through government programs as one way to encourage wind energy development?

- Yes-77.9%
- No-15.7%
- Don't Know-6.3%
- Refused-0.2%

With energy prices at very high levels and given the need for the country to become more energy independent for national security reasons, do you believe the Congress and the Administration in Washington, DC should make a major commitment toward the promotion of wind energy?

- Yes-76.7%
- No-15.7%
- Don't Know-7.4%
- Refused-0.2%

In addition to the federal production tax credits for wind energy, the Minnesota Legislature put a state-level incentive in place to encourage the development of wind energy power. As a result Minnesota has greatly expanded its number of wind farms. Should other state legislatures follow Minnesota's lead and pass similar wind power incentives?

- Yes-77.7%
- No-9.2%
- Don't Know-12.9%
- Refused-0.2%

Do you agree or disagree that rural electric cooperatives should help support and promote wind energy?

- Agree-82.2%
- Disagree-13.9%
- Don't Know-8.4%
- Refused-0.2%

Members of Congress from the Midwest and other regions are pushing for federal action to encourage the upgrading of existing and the construction of new electric transmission lines as a "farm-to-market" road to better market the power generated from wind turbines and wind farms in rural areas. The American Corn Growers Association has endorsed this action and told Congress that new transmission lines are desperately needed in rural America. Do you agree or disagree that Congress and the federal government should move ahead quickly to encourage new transmission capacity as away to move electric power from wind farms to consumer markets?

- Agree-75.7%
- Disagree-13.9%
- Don't Know-10%
- Refused-0.4%

States with laws requiring utility companies to accept electricity from wind turbines onto the power grid are seeing more successful wind power development. Do you agree or disagree that electric utility companies should be required to accept electricity generated by wind farms as part of their power generation mix?

- Agree-87.5%
- Disagree-6.3%
- Don't Know-5.9%
- Refused-0.4%




Warren Graiz, NREL/PX09625

Wealth From the Wind
A Program Of The
American Corn Growers Foundation

1730 M Street, NW, Suite 911, Washington, DC 20036, (202)835-0023, E-Mail: www.acgf.org

For more information on Wealth From the Wind, contact:

Dan McGuire
American Corn Growers Foundation
1730 M Street NW
Suite 911
Washington, D.C. 20036
Phone: 202-835-0023.



U.S. Department of Energy
Energy Efficiency and Renewable Energy
Wind and Hydropower Technologies Program

A Strong Energy Portfolio for a Strong America

Energy efficiency and clean, renewable energy will mean a stronger economy, a cleaner environment, and greater energy independence for America. Working with a wide array of state, community, industry, and university partners, the U.S. Department of Energy's Office of Energy Efficiency and Renewable Energy invests in a diverse portfolio of energy technologies.

Produced for the U.S. Department of Energy by the
National Renewable Energy Laboratory,
a DOE national laboratory

DOE/GO-102003-1751
June 2003