

APPENDIX J

**SITE ASSESSMENT REPORT
FOR THE
EASTERN SANDUSKY COUNTY DUMPS SITE
RILEY, SANDUSKY COUNTY, OHIO**

RILEY TOWNSHIP DUMP SITE

1155 County Road 232
Riley, Ohio 43420
Latitude: 41.3725° North
Longitude: -83.0115° West

June 29, 2012

TABLE OF CONTENTS

1.	SITE BACKGROUND	1
1.1	SITE DESCRIPTION	1
1.2	SITE HISTORY	1
1.2.1	Historical Aerial Photograph Review	1
1.2.2	Historical Topographic Map Review	2
1.2.3	Certified Sanborn Map Review	2
1.2.4	City Directory Abstract.....	2
1.2.5	Building Permit Review.....	2
1.2.6	Environmental Lien Search Report.....	2
1.2.7	Property Tax Map Review	2
2.	SITE ASSESSMENT ACTIVITIES	3
2.1	GEOPHYSICAL SURVEY	3
2.2	SUBSURFACE SOIL CHARACTERIZATION	3
2.3	GROUNDWATER WELL INSTALLATION AND SAMPLING	4
3.	RESULTS	5
3.1	PHYSICAL FINDINGS	5
3.1.1	Geophysical Survey Results	5
3.1.2	Subsurface Soil Physical Results	5
3.1.3	Soil Vapor Physical Results.....	5
3.2	LABORATORY ANALYTICAL FINDINGS.....	6
3.2.1	Subsurface Soil Analytical Results.....	6
4.	CONCLUSIONS	7

LIST OF FIGURES

- J1 Site Location Map
- J2 Site Features Map
- J3 Sampling Locations and EM Survey Results Map
- J4 Soil and Groundwater Analytical Results Exceeding Screening Criteria Map

LIST OF TABLES

- J1 Soil Sampling Results Summary Table

LIST OF APPENDICES

- J1 Historical Documents Summary
- J2 Photographic Documentation
- J3 Geophysical Survey Report and Figures
- J4 Boring Logs
- J5 Analytical Data Validation Reports

ABBREVIATIONS AND ACRONYMS

ALS	ALS Laboratory Group
AUL	Activity and Use Limitation
bgs	Below ground surface
CFR	Code of Federal Regulations
EM	Electromagnetic
ft	Feet, Foot
GPR	Ground-Penetrating Radar
NCP	National Oil and Hazardous Substances Pollution Contingency Plan
NGS	National Geochemical Survey
OSC	On-scene Coordinator
PCB	Polychlorinated Biphenyl
PID	Photoionization Detector
ppm	Parts per Million
RSL	Regional Screening Level
START	Superfund Technical Assessment and Response Team
SVOC	Semivolatile Organic Compound
TAL	Target Analyte List
TCLP	Toxicity Characteristic Leaching Procedure
U.S. EPA	United States Environmental Protection Agency
USGS	United States Geological Survey
VOC	Volatile Organic Compound

1. SITE BACKGROUND

1.1 SITE DESCRIPTION

The Riley Township Dump Site (Site) is located at 1155 County Road 232 in a rural area approximately 5 miles northwest of Clyde, Ohio. The geographical coordinates are latitude 41.3725° North and longitude -83.0115° West (**Figure J1**). The waste footprint on the Site encompasses approximately 1.2 acres, according to the Sandusky County Auditor's Tax Map Department (**Figure J2**). The Site has a private residence and is surrounded by agricultural land.

1.2 SITE HISTORY

The approximate extent of the waste deposit was determined from analysis of 1950 and 1964 aerial photographs. No other historical documentation about the Site has been located at this time. A copy of the historical documents obtained from U.S. EPA is provided in **Appendix J1**.

1.2.1 Historical Aerial Photograph Review

The U.S. EPA provided START with historical aerial photographs dating back to 1950 and 1964. START was also able to review historical aerial photographs (1995, 2004 through 2006, and 2009 through 2011) available on Google® Earth. The property appears to be vacant on the 1950 aerial photograph, with scattered wooded areas and a slightly disturbed area visible on the eastern end of the Site. To the north of the Site, the South Creek has been re-channelized so that it is parallel with the county road.

The 1964 aerial photograph shows that a residential home and garage have been constructed on the western portion of the Site. An access road has been built along the southern edge of the Site, leading to the eastern end of the Site where an excavation pit is located. The spoil from this pit appears around the northern and western sides of the pit. The access road appears to terminate at the southern end of this pit, possibly as a dumping area.

The 1995, 2004, 2005, and 2006 aerial photographs show that the pit is filled and the access road is no longer visible. A small structure, possibly a shed, is now located at the southern end of the former pit. The 2009 aerial photograph shows that a residential structure has been built to the

north of the Site. Scattered trees are growing around the perimeter of the former pit. The 2010 and 2011 photographs show no change from the 2006 aerial photograph.

1.2.2 Historical Topographic Map Review

The 1958 topographic map shows the Site is located in a sparsely populated area in Riley Township. There is no sign of a pit on the topographic map of the Site. The 1969 topographic map shows the residential structure on the western end of the Site. There is no evidence on the topographic map of a pit or other grade change on the Site.

1.2.3 Certified Sanborn Map Review

Sanborn maps were not available for the Site.

1.2.4 City Directory Abstract

City directories were not available for the Site.

1.2.5 Building Permit Review

Building permit data was not available for the Site.

1.2.6 Environmental Lien Search Report

No environmental liens or other activity and use limitations (AULs) were located for the Site.

1.2.7 Property Tax Map Review

Property tax maps were not available for the Site.

2. SITE ASSESSMENT ACTIVITIES

On February 13, 2012, the U.S. EPA On-Scene Coordinators (OSCs) and the WESTON Superfund Technical Assessment and Response Team (START) mobilized to the area to begin field work at the former dump sites. A geophysical survey was conducted first, and the preliminary data was used to adjust the locations of the soil borings proposed at each site. At this Site, soil samples were collected and submitted for laboratory analysis, as detailed in the following subsections. Photographic documentation of the Site and field activities is presented in **Appendix J2**.

2.1 GEOPHYSICAL SURVEY

On February 13, 2012, THG Geophysics, Ltd., mobilized to the Site to image the subsurface using electromagnetic (EM) terrain conductivity and ground-penetrating radar (GPR) mapping techniques. This included use of the quadrature and in-phase components of the EM field to generate images of both terrain conductivity and metals. The geophysical survey report is presented in **Appendix J3**.

2.2 SUBSURFACE SOIL CHARACTERIZATION

On February 14, 2012, the U.S. EPA OSCs, START members, and Buckeye Probe mobilized to the Site for advancement of soil borings at two locations (**Figure J3**). The Buckeye Probe operator used a track-mounted hydraulic direct push-probe rig to recover continuous soil cores from each boring location. START characterized the soil on separate boring logs (**Appendix J4**).

Sampling locations and depth intervals were selected based on preliminary findings of the geophysical survey, historical data, field observations, and field screening results. The two soil borings were advanced within the waste disposal turn-around area. The two soil borings were completed at depths of 8 feet (ft) below ground surface (bgs).

Up to two soil samples were collected from each soil boring location. Samples were collected in laboratory-supplied containers and placed in a cooler on ice for delivery to the laboratory, ALS Laboratory Group (ALS) in Holland, Michigan, under chain-of-custody control. Refer to the

February 2, 2012, *Field Sampling Plan* for details on sample collection, preservation, and handling procedures.

2.3 GROUNDWATER WELL INSTALLATION AND SAMPLING

The results of the subsurface investigation indicated the presence of a saturated zone in soil boring RD-B01. However, it was estimated that the zone would not provide enough water to provide a sufficient amount of groundwater to a temporary monitoring well. As a result, no temporary groundwater wells were installed at the Site.

3. RESULTS

The results of the site assessment activities are presented below.

3.1 PHYSICAL FINDINGS

Descriptions of the physical findings of the site assessment activities are presented in the following subsections.

3.1.1 Geophysical Survey Results

The geophysical survey at the Site did not indicate the presence of metals at the Site, as illustrated on **Figure J3**. Conductivity results were elevated in a small area at the north of the Site, which corresponds to the southern boundary of the pit seen in the 1964 aerial photograph. These results provide evidence that a waste cell may extend farther to the north, as suggested by the 1964 aerial photograph.

In-phase results were elevated in a small area in the northeast corner of the Site and indicate the presence of buried metal in this area. A metal shed, a fence, a buried natural gas pipeline, and surface debris along the bank of the South Creek contributed to the elevated in-phase (metals) results. The geophysical survey report is presented in **Appendix J3**.

3.1.2 Subsurface Soil Physical Results

The subsurface soil investigation at the Site indicated that the upper 6 inches of soil was predominantly clay with some silt. This soil unit is underlain with a 4.5- to 5.5-ft-thick layer of material consisting of a mixture of sand, gravel, and fill material (glass, aluminum, metal, etc.), which was soft and wet to saturated. Underlying this fill material is a deposit of lacustrine clay with silt seams. All soil borings were advanced to the underlying lacustrine deposit, which would represent undisturbed strata on the Site.

3.1.3 Soil Vapor Physical Results

Preliminary field screening of the soil headspace with a MultiRAE photoionization detector (PID) indicated that total volatile organic compound (VOC) readings ranged from 0.18 to 0.67 parts per million (ppm).

3.2 LABORATORY ANALYTICAL FINDINGS

At the Riley Township Dump Site, soil samples were collected and submitted for laboratory analysis. The soil sample results were compared to the U.S. EPA Regional Screening Levels (RSL) and the U.S. EPA Maximum Concentration of Contaminants for the Toxicity Characteristic (40 CFR 261.24). The results are detailed in the following subsections.

3.2.1 Subsurface Soil Analytical Results

The soil samples were analyzed by the laboratory for VOCs, Toxicity Characteristic Leaching Procedure (TCLP) VOCs, Semivolatile Organic Compounds (SVOCs), TCLP SVOCs, Total Target Analyte List (TAL) Metals, TCLP Metals, Pesticides, TCLP Pesticides, Herbicides, TCLP Herbicides, and Polychlorinated Biphenyls (PCBs). The soil analytical results are presented in **Table J1**. The analytical data validation reports are presented in **Appendix J5**.

Total arsenic was detected above the U.S. EPA Regional Screening Level (RSL) of 0.39 mg/kg for all of the samples collected, at concentrations ranging from 4.3 to 13 mg/kg. Total iron was detected above its RSL at soil boring RD-B01 (0 to 2 ft). Several SVOCs were detected in concentrations above their respective RSLs in soil borings RD-B01 (0 to 2 ft) and RD-B06 (0 to 2 ft). These SVOCs include benzo(a)anthracene, benzo(a)pyrene, and benzo(b)fluoranthene. In addition, dibenzo(a,b)anthracene and indeno(1,2,3-cd)pyrene were detected above their respective RSLs in soil boring RD-B02 (6 to 8 ft). No other analytes were detected above their respective RSLs. **Figure J4** illustrates the soil sample analytical results which exceeded the Residential RSLs. None of the TCLP samples contained contaminant detections above the U.S. EPA Maximum Concentration of Contaminants for the Toxicity Characteristic (40 CFR 261.24).

4. CONCLUSIONS

The tasks completed as part of this Site Assessment were designed to document the distribution and concentrations of potential contaminants at the Site. A total of two soil borings were advanced at the Site, and samples were collected for analysis at an off-site laboratory.

Soil sample results indicated that two metals (arsenic and iron) were present at the Site in concentrations above their respective RSLs. In particular, arsenic was present above the RSL in all of the soil samples, at all depths sampled. Arsenic was detected above the RSL of 0.39 mg/kg at a concentration of 4.3 mg/kg to 13 mg/kg. Limited information was available on the background concentration of arsenic in the soils of Sandusky County, Ohio. A United States Geological Survey (USGS) National Geochemical Survey (NGS) indicated that the range of arsenic in Sandusky County is 8.5 to 42.7 mg/kg, with a mean of 13.2 mg/kg. In addition, a report written for the Ohio EPA indicated that the range for arsenic within Ohio is 0.5 to 56 mg/kg, with a median value of 5.80 mg/kg (Cox & Colvin, 1996), which is similar to the results of the USGS study, but did not include samples from Sandusky County.

Several SVOCs, including benzo(a)anthracene, benzo(a)pyrene, and benzo(b)fluoranthene. In addition, dibenzo(a,b)anthracene and indeno(1,2,3-cd)pyrene are present in the Site soils in concentrations above their respective RSLs. The presence of these SVOCs may indicate that either incinerated waste was disposed of on the Site or that waste incineration may have occurred on the Site. None of the TCLP analyses resulted in detections above the U.S. EPA Maximum Concentration of Contaminants for the Toxicity Characteristic (40 CFR 261.24), indicating that the sampled media was not characteristically hazardous waste.

None of the TCLP analyses in soil resulted in detections above the U.S. EPA Maximum Concentration of Contaminants for the Toxicity Characteristic (40 CFR 261.24).

The Site is currently owned by a private resident who lives in a home at the western end of the Site. A residential property immediately north of the Site boards horses, which graze in an area where a waste pit may be located. Access to the Site is not restricted by a chain link fence or a

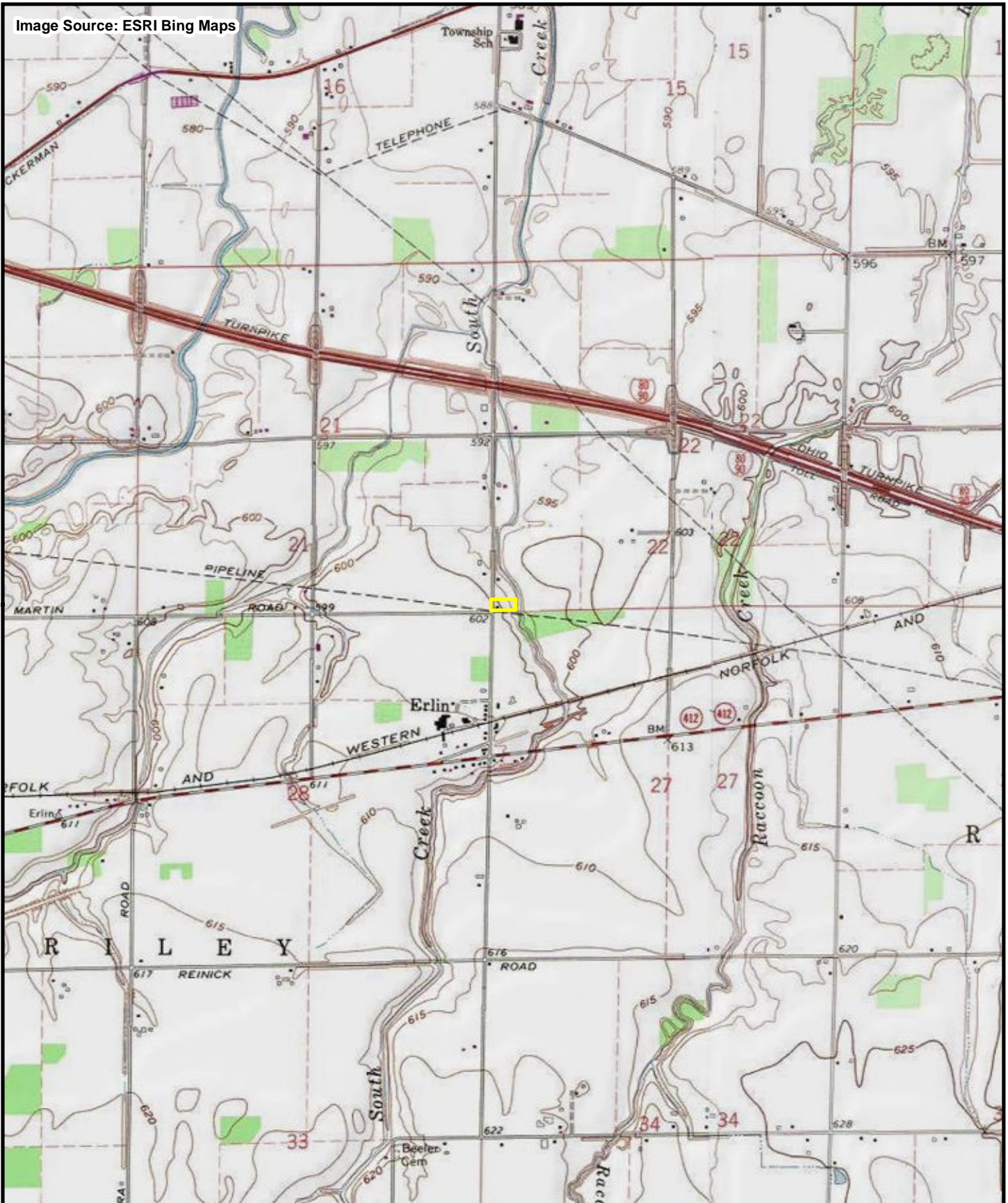
locked gate. The Site is covered by grass. Agricultural farming was not apparent at the Site but is conducted immediately to the south of the Site.

South Creek borders the eastern side of the Site. Construction debris was noted along the west bank of South Creek, within the Site boundaries. START did not notice signs of leachate entering the creek. No drums, barrels, tanks, or other bulk storage containers were discovered at the Site. An area of buried metal was indicated by the geophysical survey results in the northeast corner of the Site near South Creek. As noted above, construction debris was observed along the bank of South Creek. The identification of the detected metal is not known.

Based on the findings of this Site Assessment, U.S. EPA will not be undertaking an emergency or time-critical removal action pursuant to the Comprehensive Environmental Response, Compensation, and Liability Act of 1980, as amended, 42 U.S.C. 9601 et seq.

FIGURES

Image Source: ESRI Bing Maps



FILE: D:\Sandusky\mxd\SAR\F1_Site_Location.mxd 6/8/2012 3:08:31 PM wojdakon

Legend

 Subject Property

0 2,000 Feet



Prepared for:
U.S. EPA REGION V

Contract No: EP-S5-06-04
TDD: S05-0001-1111-033
DCN: 1691-2A-AVDK



Prepared By:
WESTON SOLUTIONS, INC

6779 Engle Road
Building 2, Suite I
Middleburg Hts, Ohio 44130

Figure J-1

Site Location Map
Riley Township Dump Site
Eastern Sandusky County Dumps SA
Sandusky County, Ohio

Image Source: ESRI Bing Maps



FILE: D:\Sandusky\mxd\SAR\F2_Site_Features.mxd 6/8/2012 3:10:26 PM wojdakon

Legend

 Subject Property

0 500
 Feet



Prepared for:
U.S. EPA REGION V

Contract No: EP-S5-06-04
TDD: S05-0001-1111-033
DCN: 1691-2A-AVDK



Prepared By:
WESTON SOLUTIONS, INC

6779 Engle Road
Building 2, Suite I
Middleburg Hts, Ohio 44130

Figure J-2
Site Features Map
Riley Township Dump Site
Eastern Sandusky County Dumps SA
Sandusky County, Ohio

Imagery Source: OSIP Map Service



RD-B01
 Depth to Bedrock: NA
 Total Boring Depth: 8 Feet
 Matrices Sampled: soil

RD-B02
 Depth to Bedrock: NA
 Total Boring Depth: 8 Feet
 Matrices Sampled: soil

FILE: D:\Sandusky\mxd\SAR\F3_EMS_Riley.mxd 6/11/2012 9:47:53 AM wojdakon

Legend

- Sampling Locations
- EM Inphase Contours
- Subject Property
- ▨ Conductivity Anomalies
- Metallic Anomalies



Prepared For:
U.S. EPA REGION V

Contract No.: EP-S5-06-04
 TDD: S05-0001-1111-033
 DCN: 1691-2A-AVDK



Prepared By:
WESTON SOLUTIONS

6779 Engle Road
 Building 2, Suite I
 Middleburg Hts, Ohio 44130

Figure J-3

Sampling Locations and
 EM Survey Results Map
 Riley Township Dump Site
 Sandusky County, Ohio

Imagery Source: OSIP Map Service

RD-B01 02/15/12

Depth	Parameter	Result	Units	[Criteria]
0-2	Arsenic	13	mg/Kg	[0.39]
0-2	Benzo(a)anthracene	2.1	mg/Kg	[0.15]
0-2	Benzo(a)pyrene	1.7	mg/Kg	[0.015]
0-2	Benzo(b)fluoranthene	2.5	mg/Kg	[0.15]
0-2	Indeno(1,2,3-cd)pyrene	0.64	mg/Kg	[0.15]
0-2	Iron	71000	mg/Kg	[55000]
6-8	Arsenic	8.1	mg/Kg	[0.39]

RD-B02 02/15/12

Depth	Parameter	Result	Units	[Criteria]
0-2	Arsenic	6.8	mg/Kg	[0.39]
0-2	Benzo(a)anthracene	0.31	mg/Kg	[0.15]
0-2	Benzo(a)pyrene	0.33	mg/Kg	[0.015]
0-2	Benzo(b)fluoranthene	0.53	mg/Kg	[0.15]
0-2	Di benzo(a, h)anthracene	0.06	mg/Kg	[0.015]
4-6	Arsenic	4.3	mg/Kg	[0.39]

Screening Criteria:
 Soil - Residential RSLs
 Water - USEPA MCLs
 TCLP - 40CFR261.2

Legend

- Locations with at least one exceedance
 - Locations with no exceedances
 - Subject Property
- Depth Units = Feet*



Prepared For:
U.S. EPA REGION V

Contract No.: EP-S5-06-04
 TDD: S05-0001-1111-033
 DCN: 1691-2A-AVDK



Prepared By:
WESTON SOLUTIONS

6779 Engle Road
 Building 2, Suite I
 Middleburg Hts, Ohio 44130

Figure J-4

Soil and Groundwater Analytical Results
 Exceeding Screening Criteria
 Riley Township Dump Site
 Sandusky County, Ohio

TABLES

TABLE K1
SOIL ANALYTICAL RESULTS
Metals, Pesticides and Herbicides
Riley Township Dump Site
Clyde, Sandusky County, Ohio

Site				Riley Township Dump Site			
				RD-B01	RD-B01	RD-B02	RD-B02
Location ID				RD-B01-S01-021512	RD-B01-S02-021512	RD-B02-S01-021512	RD-B02-S02-021512
Field Sample ID				2/15/2012	2/15/2012	2/15/2012	2/15/2012
Sample Date				0-2	6-8	0-2	4-6
Sample Depth (ft bgs)							
Total Target Analyte List (TAL) Metals							
Analytical Method	Chemical Name	Units	*Residential RSL				
SW6020A	Aluminum	mg/Kg	77000	13000	14000	10000	15000
SW6020A	Antimony	mg/Kg	31	1	0.95 U	0.99 U	0.91 U
SW6020A	Arsenic	mg/Kg	0.39	13	8.1	6.8	4.3
SW6020A	Barium	mg/Kg	15000	150	89	150	81
SW6020A	Beryllium	mg/Kg	160	3.9 U	3.8 U	4 U	3.6 U
SW6020A	Boron	mg/Kg	16000	39 U	38 U	40 U	36 U
SW6020A	Cadmium	mg/Kg	70	3.7	0.87	2.6	0.36 U
SW6020A	Calcium	mg/Kg	NA	22000	45000	9900	47000
SW6020A	Chromium	mg/Kg	NA	29	19	18	20
SW6020A	Cobalt	mg/Kg	23	12	8.9	7.7	6.5
SW6020A	Copper	mg/Kg	3100	65	24	27	20
SW7196A	Chromium, Hexavalent	mg/Kg	0.29	0.65 U	0.63 U	0.61 U	0.64 U
SW6020A	Iron	mg/Kg	55000	71000	27000	25000	21000
SW6020A	Lead	mg/Kg	400	200	15	150	14
SW6020A	Magnesium	mg/Kg	NA	9000	12000	4800	13000
SW6020A	Manganese	mg/Kg	1800	660	500	310	250
SW7471	Mercury	mg/Kg	10	0.057	0.021 U	0.06	0.038
SW6020A	Nickel	mg/Kg	1500	36	25	18	22
SW6020A	Potassium	mg/Kg	NA	2300	2200	2100	2900
SW6020A	Selenium	mg/Kg	390	1.3	1.4	1.2	1.4
SW6020A	Silver	mg/Kg	390	0.98 U	0.95 U	0.99 U	0.91 U
SW6020A	Sodium	mg/Kg	NA	98	120	67	110
SW6020A	Thallium	mg/Kg	0.78	0.98 U	0.95 U	0.99 U	0.91 U
SW6020A	Vanadium	mg/Kg	NA	27	27	23	27
SW6020A	Zinc	mg/Kg	23000	290	72	550	64
Pesticides and Herbicides							
SW8151	2,4,5-T	mg/Kg	610	0.0063 U	0.0062 U	0.0063 U	0.0063 U
SW8151	2,4,5-TP (Silvex)	mg/Kg	490	0.013 U	0.012 U	0.013 U	0.013 U
SW8151	2,4-D	mg/Kg	690	0.0063 U	0.0062 U	0.0063 U	0.0063 U
SW8081	4,4-DDD	mg/Kg	2	0.13 U	0.024 U	0.061 U	0.013 U
SW8081	4,4-DDE	mg/Kg	1.4	0.13 U	0.024 U	0.061 U	0.013 U
SW8081	4,4-DDT	mg/Kg	1.7	0.13 U	0.024 U	0.081	0.013 U
SW8081	Aldrin	mg/Kg	0.029	0.13 U	0.024 U	0.061 U	0.013 U
SW8081	alpha-BHC	mg/Kg	0.077	0.13 U	0.024 U	0.061 U	0.013 U
SW8081	alpha-Chlordane	mg/Kg	NA	0.13 U	0.024 U	0.061 U	0.013 U
SW8082	Aroclor 1016	mg/Kg	3.9	0.05 U	0.049 U	0.049 U	0.051 U
SW8082	Aroclor 1221	mg/Kg	0.14	0.05 U	0.049 U	0.049 U	0.051 U
SW8082	Aroclor 1232	mg/Kg	0.14	0.05 U	0.049 U	0.049 U	0.051 U
SW8082	Aroclor 1242	mg/Kg	0.22	0.05 U	0.049 U	0.049 U	0.051 U
SW8082	Aroclor 1248	mg/Kg	0.22	0.05 U	0.049 U	0.049 U	0.051 U
SW8082	Aroclor 1254	mg/Kg	0.22	0.05 U	0.049 U	0.049 U	0.051 U
SW8082	Aroclor 1260	mg/Kg	0.22	0.05 U	0.049 U	0.049 U	0.051 U
SW8081	beta-BHC	mg/Kg	0.27	0.13 U	0.024 U	0.061 U	0.013 U
SW8081	Chlordane, Technical	mg/Kg	NA	0.31 U	0.061 U	0.15 U	0.032 U
SW8081	delta-BHC	mg/Kg	NA	0.13 U	0.024 U	0.061 U	0.013 U
SW8081	Dieldrin	mg/Kg	0.03	0.13 U	0.024 U	0.061 U	0.013 U
SW8081	Endosulfan I	mg/Kg	NA	0.13 U	0.024 U	0.061 U	0.013 U
SW8081	Endosulfan II	mg/Kg	NA	0.13 U	0.024 U	0.061 U	0.013 U
SW8081	Endosulfan sulfate	mg/Kg	NA	0.13 U	0.024 U	0.061 U	0.013 U
SW8081	Endrin	mg/Kg	18	0.13 U	0.024 U	0.061 U	0.013 U
SW8081	Endrin aldehyde	mg/Kg	NA	0.13 U	0.024 U	0.061 U	0.013 U
SW8081	Endrin ketone	mg/Kg	NA	0.13 U	0.024 U	0.061 U	0.013 U
SW8081	gamma-BHC (Lindane)	mg/Kg	0.52	0.13 U	0.024 U	0.061 U	0.013 U
SW8081	gamma-Chlordane	mg/Kg	NA	0.13 U	0.024 U	0.061 U	0.013 U
SW8081	Heptachlor	mg/Kg	0.11	0.13 U	0.024 U	0.061 U	0.013 U
SW8081	Heptachlor epoxide	mg/Kg	0.053	0.13 U	0.024 U	0.061 U	0.013 U
SW8081	Methoxychlor	mg/Kg	310	0.13 U	0.024 U	0.061 U	0.013 U
SW8081	Toxaphene	mg/Kg	0.44	0.75 U	0.15 U	0.37 U	0.077 U

Notes:

*Residential RSL – U.S. Environmental Protection Agency Regional Screening Level (formerly Preliminary Remediation Goal) listed in Resident Soil Table November 2011.

**40 CFR 261.20 – A solid waste exhibits the characteristic of toxicity if the extract from a representative sample of the waste contains any of the contaminants listed in the table at the concentration equal to or greater than the respective value given. Criteria obtained from Table 1 – Maximum Concentration of Contaminants for the Toxicity Characteristic, Code of Federal Regulations – Title 40: Protection of Environment, Chapter 1: Environmental Protection Agency, Subchapter 1 Solid Wastes, Part 261: Identification and Listing of Hazardous Waste, Subpart C: Characteristics of Hazardous Wastes.

BOLD - Exceeds listed criteria

CFR – Code of Federal Regulations

ft bgs – Feet below ground surface

mg/Kg – Milligrams per kilogram

mg/L – Milligrams per liter

NA – Not Available

RSL – Regional Screening Level

TCLP – Toxicity Characteristic Leaching Procedure

U – Not detected at indicated method detection limit

TABLE K1
SOIL ANALYTICAL RESULTS
Toxicity Characteristic Leaching Procedure
Riley Township Dump Site
Clyde, Sandusky County, Ohio

Site				Riley Township Dump Site			
Location ID				RD-B01	RD-B01	RD-B02	RD-B02
Field Sample ID				RD-B01-S01-021512	RD-B01-S02-021512	RD-B02-S01-021512	RD-B02-S02-021512
Sample Date				2/15/2012	2/15/2012	2/15/2012	2/15/2012
Sample Depth (ft bgs)				0-2	6-8	0-2	4-6
Analytical Method	Chemical Name	Units	**40 CFR 261.20				
SW8260	1,1-Dichloroethene, TCLP	mg/L	0.7	0.02 U	0.02 U	0.02 U	0.02 U
SW8260	1,2-Dichloroethane, TCLP	mg/L	0.5	0.02 U	0.02 U	0.02 U	0.02 U
SW8270	1,4-Dichlorobenzene, TCLP	mg/L	7.5	0.1 U	0.1 U	0.1 U	0.1 U
SW8270	2,4,6-Trichlorophenol, TCLP	mg/L	2	0.1 U	0.1 U	0.1 U	0.1 U
SW8270	2,4,5-Trichlorophenol, TCLP	mg/L	400	0.1 U	0.1 U	0.1 U	0.1 U
SW8151	2,4,5-TP (Silvex), TCLP	mg/L	1	0.005 U	0.005 U	0.005 U	0.005 U
SW8151	2,4-D, TCLP	mg/L	10	0.005 U	0.005 U	0.005 U	0.005 U
SW8270	2,4-Dinitrotoluene, TCLP	mg/L	0.13	0.1 U	0.1 U	0.1 U	0.1 U
SW8260	2-Butanone, TCLP	mg/L	200	0.2 U	0.2 U	0.2 U	0.2 U
SW8260	Benzene, TCLP	mg/L	0.5	0.02 U	0.02 U	0.02 U	0.02 U
SW8260	Carbon tetrachloride, TCLP	mg/L	0.5	0.02 U	0.02 U	0.02 U	0.02 U
SW8081	Chlordane, Technical, TCLP	mg/L	0.03	0.005 U	0.005 U	0.005 U	0.005 U
SW8260	Chlorobenzene, TCLP	mg/L	100	0.02 U	0.02 U	0.02 U	0.02 U
SW8260	Chloroform, TCLP	mg/L	6	0.02 U	0.02 U	0.02 U	0.02 U
SW8081	Endrin, TCLP	mg/L	0.02	0.0005 U	0.0005 U	0.0005 U	0.0005 U
SW8081	gamma-BHC (Lindane), TCLP	mg/L	0.4	0.00025 U	0.00025 U	0.00025 U	0.00025 U
SW8081	Heptachlor, TCLP	mg/L	0.008	0.00025 U	0.00025 U	0.00025 U	0.00025 U
SW8270	Hexachloro-1,3-butadiene, TCLP	mg/L	0.5	0.1 U	0.1 U	0.1 U	0.1 U
SW8270	Hexachlorobenzene, TCLP	mg/L	NA	0.1 U	0.1 U	0.1 U	0.1 U
SW8270	Hexachloroethane, TCLP	mg/L	3	0.1 U	0.1 U	0.1 U	0.1 U
SW8270	m-Cresol, TCLP	mg/L	200	0.1 U	0.1 U	0.1 U	0.1 U
SW8081	Methoxychlor, TCLP	mg/L	10	0.0025 U	0.0025 U	0.0025 U	0.0025 U
SW8270	Nitrobenzene, TCLP	mg/L	2	0.1 U	0.1 U	0.1 U	0.1 U
SW8270	o-Cresol, TCLP	mg/L	200	0.1 U	0.1 U	0.1 U	0.1 U
SW8270	p-Cresol, TCLP	mg/L	200	0.1 U	0.1 U	0.1 U	0.1 U
SW8270	Pentachlorophenol, TCLP	mg/L	100	0.4 U	0.4 U	0.4 U	0.4 U
SW8270	Pyridine, TCLP	mg/L	5	0.4 U	0.4 U	0.4 U	0.4 U
SW8260	Tetrachloroethene, TCLP	mg/L	0.7	0.02 U	0.02 U	0.02 U	0.02 U
SW8081	Toxaphene, TCLP	mg/L	0.5	0.02 U	0.02 U	0.02 U	0.02 U
SW8260	Trichloroethene, TCLP	mg/L	0.5	0.02 U	0.02 U	0.02 U	0.02 U
SW8260	Vinyl chloride, TCLP	mg/L	0.2	0.02 U	0.02 U	0.02 U	0.02 U
SW6020A	Arsenic, TCLP	mg/L	5	0.01 U	0.01 U	0.01 U	0.01 U
SW6020A	Barium, TCLP	mg/L	100	1.4	0.88	1.4	0.94
SW6020A	Cadmium, TCLP	mg/L	1	0.011	0.0075	0.02	0.011
SW6020A	Chromium, TCLP	mg/L	5	0.02 U	0.02 U	0.02 U	0.02 U
SW6020A	Lead, TCLP	mg/L	5	0.016	0.01 U	0.18	0.01 U
SW7470A	Mercury, TCLP	mg/L	0.2	0.002 U	0.002 U	0.002 U	0.002 U
SW6020A	Selenium, TCLP	mg/L	1	0.02 U	0.02 U	0.02 U	0.02 U
SW6020A	Silver, TCLP	mg/L	5	0.005 U	0.005 U	0.005 U	0.005 U

Notes:

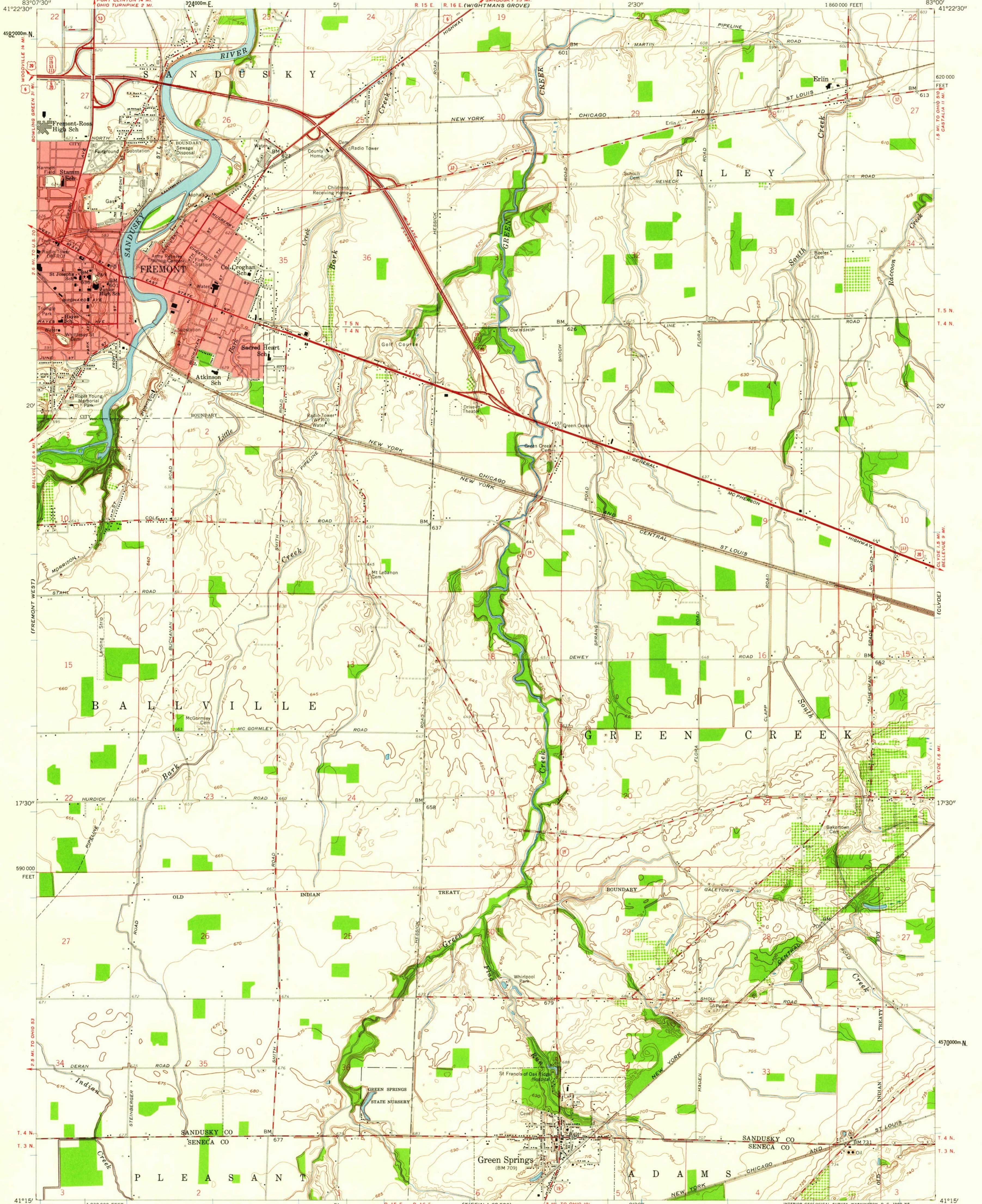
*Residential RSL – U.S. Environmental Protection Agency Regional Screening Level (formerly Preliminary Remediation Goal) listed in Resident Soil Table November 2011.

**40 CFR 261.20 – A solid waste exhibits the characteristic of toxicity if the extract from a representative sample of the waste contains any of the contaminants listed in the table at the concentration equal to or greater than the respective value given. Criteria obtained from Table 1 – Maximum Concentration of Contaminants for the Toxicity Characteristic, Code of Federal Regulations – Title 40: Protection of Environment, Chapter 1: Environmental Protection Agency, Subchapter 1 Solid Wastes, Part 261: Identification and Listing of Hazardous Waste, Subpart C: Characteristics of Hazardous Wastes.

BOLD - Exceeds listed criteria

- CFR – Code of Federal Regulations
- ft bgs – Feet below ground surface
- mg/Kg – Milligrams per kilogram
- mg/L – Milligrams per liter
- NA – Not Available
- RSL – Regional Screening Level
- TCLP – Toxicity Characteristic Leaching Procedure
- U – Not detected at indicated method detection limit

**APPENDIX J1
HISTORICAL DOCUMENTS SUMMARY**



Mapped, edited, and published by the Geological Survey

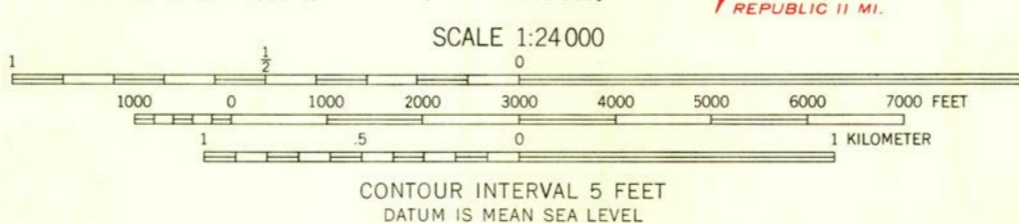
Control by USGS and USC&GS

Culture and drainage from controlled aerial photo mosaic
Aerial photographs taken 1951
Topography by planetable surveys 1958

Polyconic projection. 1927 North American datum
10,000-foot grid based on Ohio coordinate system, north zone
1000-meter Universal Transverse Mercator grid ticks,
zone 17, shown in blue

Red tint indicates area in which only
landmark buildings are shown

Land lines based on the First Principal Meridian



USGS
Historical File
Topographic Division

ROAD CLASSIFICATION
Heavy-duty ——— Light-duty ———
Medium-duty ——— Unimproved dirt ———
U.S. Route ——— State Route ———



U.S.G.S.
FILE COPY

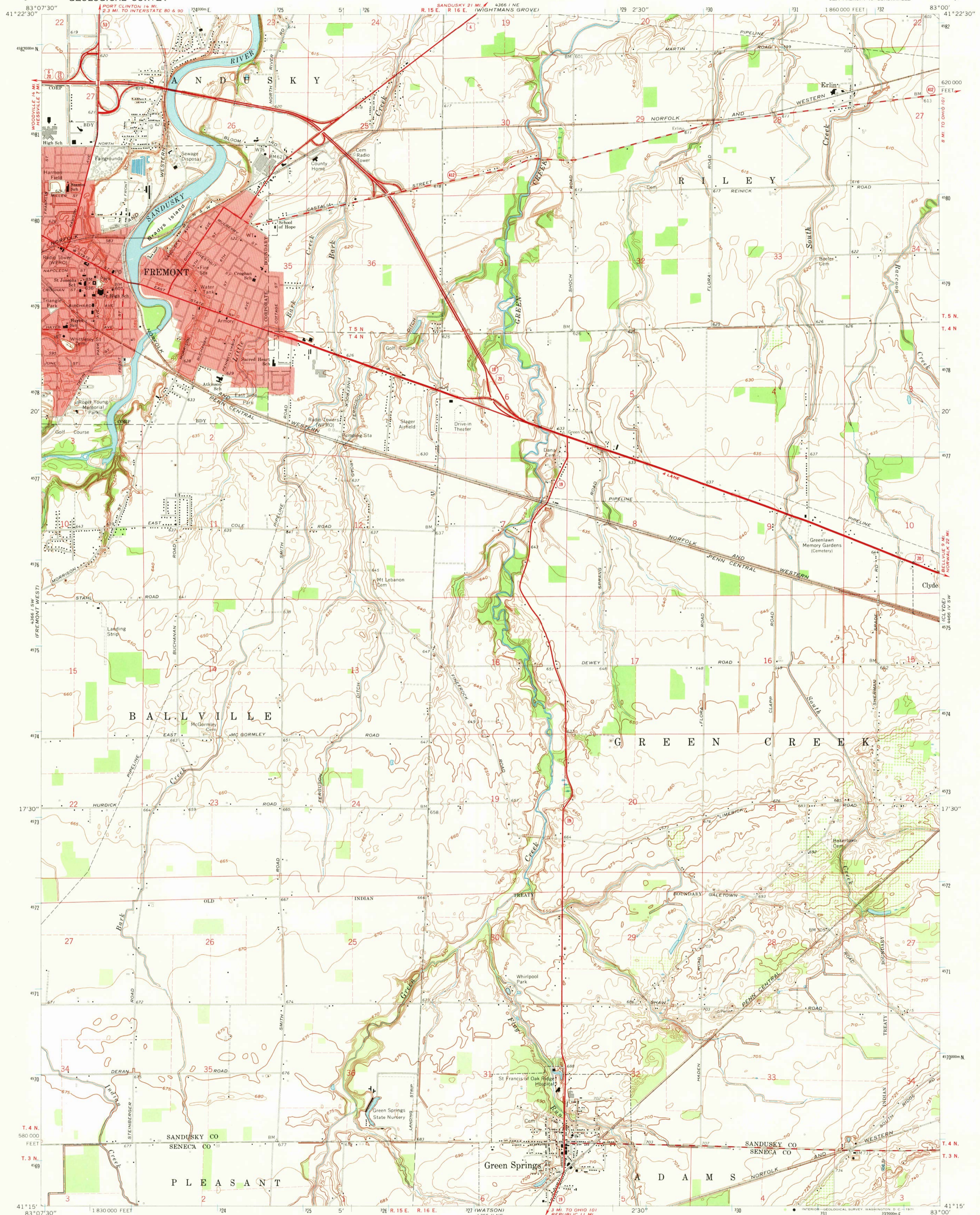
FREMONT EAST, OHIO
SE 1/4 FREMONT 15' QUADRANGLE
N4115-W8300/7.5
1958

FEB - 1960

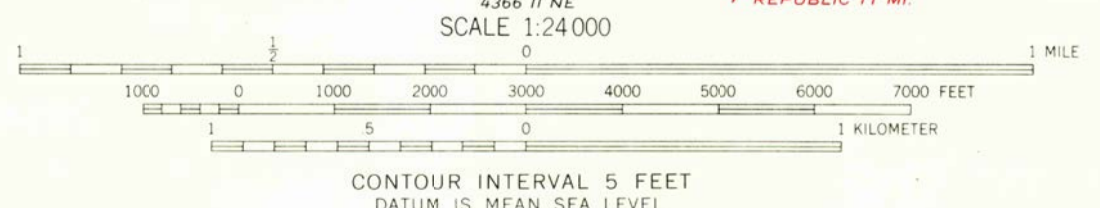
3040

UNITED STATES
DEPARTMENT OF THE INTERIOR
GEOLOGICAL SURVEY

FREMONT EAST QUADRANGLE
OHIO
7.5 MINUTE SERIES (TOPOGRAPHIC)
SE/4 FREMONT 15 QUADRANGLE



Mapped, edited, and published by the Geological Survey
Revised in cooperation with State of Ohio agencies
Control by USGS and USC&GS
Planimetry by photogrammetric methods from aerial photographs
taken 1951. Topography by planetable surveys 1958. Revised from
aerial photographs taken 1969. Field checked 1969
Polyconic projection. 1927 North American datum
10,000-foot grid based on Ohio coordinate system, north zone
1000-meter Universal Transverse Mercator grid ticks, zone 17,
shown in blue
UTM GRID AND 1969 MAGNETIC NORTH
DECLINATION AT CENTER OF SHEET
Fine red dashed lines indicate selected fence and field lines where
generally visible on aerial photographs. This information is unchecked
Red tint indicates area in which only landmark buildings are shown
Entire area lies within Congress Lands
Land lines based on the First Principal Meridian



ROAD CLASSIFICATION
Primary highway, all weather. Light-duty road, all weather,
hard surface
Secondary highway, all weather. Unimproved road, fair or dry
hard surface
U.S. Route
State Route

FREMONT EAST, OHIO
SE/4 FREMONT 15 QUADRANGLE
N4115-W8300/7.5

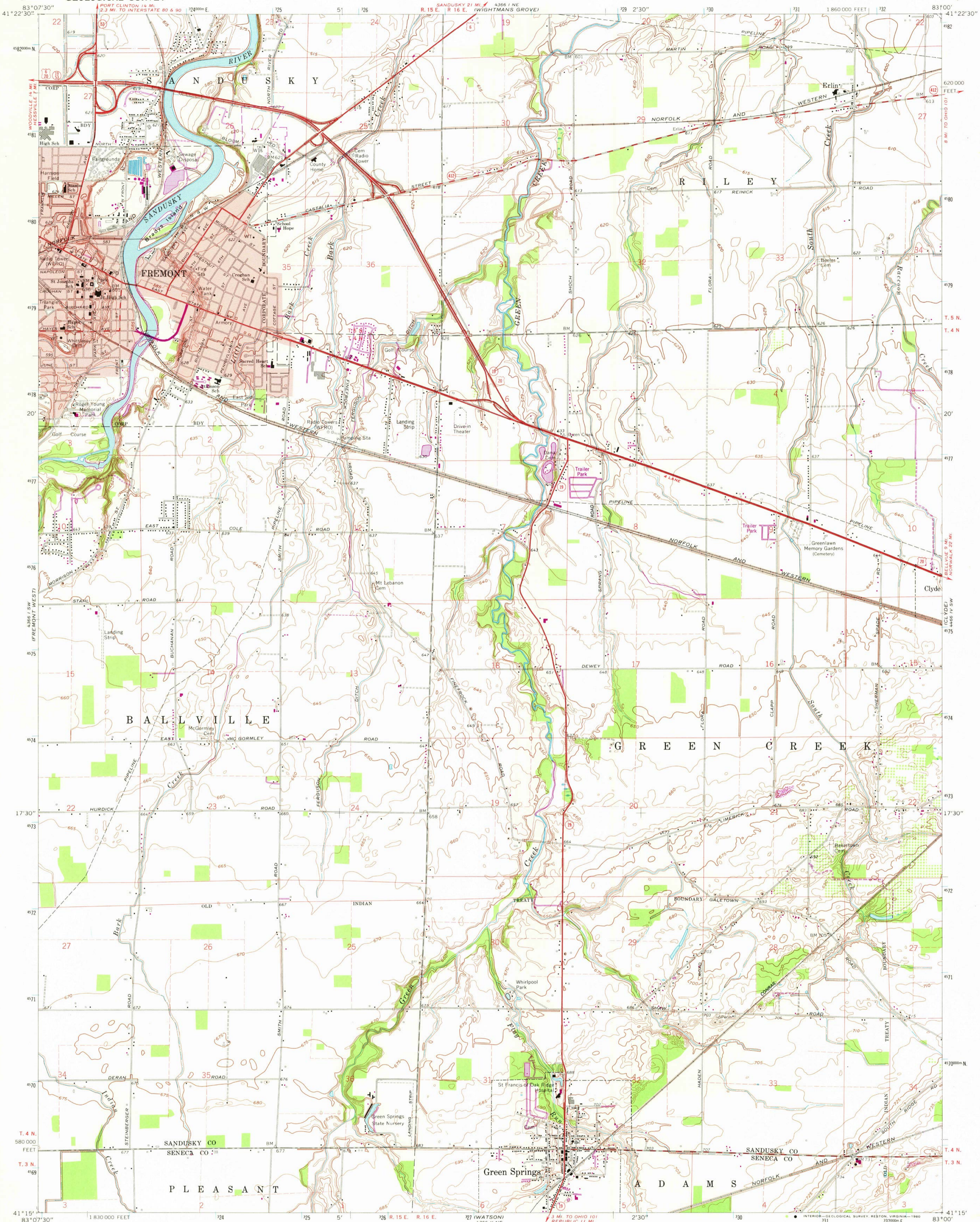
1969

AMS 4366 I SE—SERIES V852


THIS MAP COMPLIES WITH NATIONAL MAP ACCURACY STANDARDS
FOR SALE BY U.S. GEOLOGICAL SURVEY, WASHINGTON, D.C. 20242
A FOLDER DESCRIBING TOPOGRAPHIC MAPS AND SYMBOLS IS AVAILABLE ON REQUEST

NOV 9 1971

U.S. GEOLOGICAL SURVEY
TOPOGRAPHIC DIVISION



Maped, edited, and published by the Geological Survey
Revised in cooperation with State of Ohio agencies
Control by USGS and NOS/NOAA
Planimetry by photogrammetric methods from aerial photographs
taken 1951. Topography by planetable surveys 1958. Revised from
aerial photographs taken 1969. Field checked 1969
Polyconic projection. 10,000-foot grid based on
Ohio coordinate system, north zone
1000-meter Universal Transverse Mercator grid ticks,
zone 17, shown in blue. 1927 North American Datum
To place on the predicted North American Datum 1983
move the projection lines 1 meter south and
8 meters west as shown by dashed corner ticks
Fine red dashed lines indicate selected fence and field lines where
generally visible on aerial photographs. This information not checked
Red tint indicates area in which only landmark buildings are shown



ROAD CLASSIFICATION

Primary highway, all weather, hard surface	Light-duty road, all weather, improved surface
Secondary highway, all weather, hard surface	Unimproved road, fair or dry weather

U.S. Route State Route

USGS Historical File
Photographic Division

FREMONT EAST, OHIO
N4115-W8300/7.5
1969
PHOTOREVISED 1980
DMA 4366 1 SE-SERIES V852

1150

OCT - 2 1980

THIS MAP COMPLIES WITH NATIONAL MAP ACCURACY STANDARDS
FOR SALE BY U.S. GEOLOGICAL SURVEY, RESTON, VIRGINIA 22092
A FOLDER DESCRIBING TOPOGRAPHIC MAPS AND SYMBOLS IS AVAILABLE ON REQUEST

There may be private inholdings within the boundaries of
the National or State reservations shown on this map
Revisions shown in purple compiled in cooperation with State of
Ohio agencies from aerial photographs taken 1977 and other
source data. This information not field checked. Map edited 1980



South Cr.

2740

SR 412

RILEY
1724

1E-12

5-17-64

PV-1EE-10

16

15

20

21

22

29

28

27

50

33

34

757050

CFL 209.50

1E-8

1E-58

1E-56



APPENDIX J2
PHOTOGRAPHIC DOCUMENTATION



Site: Riley Township Dump Site

Photograph No.: 1

Direction: East

Subject: View of area of investigation on the eastern half of property parcel.

Date: 12/13/12

Photographer: Michael Blair



Site: Riley Township Dump Site

Photograph No.: 2

Direction: East

Subject: View of EM-31 geophysical investigation operation in center of dump site.

Date: 2/13/12

Photographer: Michael Blair



Site: Riley Township Dump Site

Photograph No.: 3

Direction: West

Subject: Geoprobe operation at soil boring location B01.

Date: 2/13/12

Photographer: Michael Blair



Site: Riley Township Dump Site

Photograph No.: 4

Direction: Northwest

Subject: Geoprobe operation at soil boring location B02.

Date: 2/13/12

Photographer: Michael Blair



Site: Riley Township Dump Site

Photograph No.: 5

Direction: Not Applicable

Subject: View of debris in soil core from soil boring location B02.

Date: 2/13/12

Photographer: Michael Blair



Site: Riley Township Dump Site

Photograph No.: 6

Direction: North

Subject: View of outfall along the eastern boundary of the site.

Date: 2/13/12

Photographer: Michael Blair

APPENDIX J3
GEOPHYSICAL SURVEY REPORT AND FIGURES



GEOPHYSICAL INVESTIGATION
Eastern Sandusky County Project
Eastern Sandusky, Ohio

Prepared for:

Weston Solutions, Inc.
600 E. Lakeshore Drive, Suite 200
Houghton, Michigan 49931
February 22, 2012

Prepared by:

THG Geophysics, Ltd.
4280 Old William Penn Highway
Murrysville, Pennsylvania 15668
724-325-3996
www.geo-image.com
THG Project No. 770-4980

TABLE OF CONTENTS

1.0 INTRODUCTION..... 2
 1.1 Background 2
 1.2 Work Scope..... 2

2.0 GEOPHYSICAL SURVEY 3
 2.1 Introduction..... 3
 2.2 Theory 3
 2.3 Topographic Normalization 4
 2.3 Quality Assurance and Quality Control..... 4

3.0 GEOPHYSICAL INTERPRETATION 5
 3.1 Introduction..... 5
 3.2 Riley Township Dump 5

4.0 CONCLUSION 6

5.0 REFERENCES..... 7

LIST OF FIGURES

1. Site Location Map
2. Terrain Conductivity Map Riley Twp. Dump
3. Inphase (metals) Map Riley Twp. Dump

1.0 INTRODUCTION

1.1 BACKGROUND

Weston Solutions, Inc. contracted with THG Geophysics, Ltd. (THG) to image the Riley Township Dump site as part of an investigation of 11 waste facilities in and around Clyde, Ohio (Figure 1). The work scope of this geophysical investigation is to determine the presence of buried drums and waste.

1.2 WORK SCOPE

The work scope consisted of imaging the subsurface of the Riley Township Dump site (Figures 2 and 3) using electromagnetic terrain conductivity (EM) mapping techniques. The Geonics EM-31 frequency-domain electromagnetic terrain conductivity meter (EM) was deployed to image to a depth of 21 feet below grade at 10 of the site. The instrument was integrated with a DGPS system (Trimble ProXR).

2.0 GEOPHYSICAL SURVEY

2.1 INTRODUCTION

Electromagnetic terrain conductivity (EM) surveys have been employed for landfill investigations for over 30 years (McNeill 1980). Advantages of an electromagnetic terrain conductivity survey include:

1. Excellent resolution in conductivity;
2. No current injection problems;
3. Simple multi-layered earth calculations;
4. Easy, rapid measurements.

Disadvantages of EM for exploratory investigations are few but include:

1. Limited dynamic range;
2. Setting and maintaining the instrument zero;
3. Limited vertical sounding capability.

EM surveys are principally used for landfill boundary detection (Mack and Maus, 1986; McQuown et al., 1991; Rumbaugh et al., 1987; Scaife, 1990; Stenson, 1988). McNeill (1990) contends that "...EM measurements will also undoubtedly be used to assist in locating new sanitary landfills..." (p.209).

2.2 THEORY

The terrain conductivity meter is used for the measurement of the electrical conductivity of subsurface soil, rock and ground water. The electrical conductivity (or its inverse, resistivity) is a function of the porosity, permeability and the fluids in the pore spaces (McNeill, 1980). In the landfill setting, the pore fluids dominate the measurement and thus the EM is an excellent tool for delineating buried waste, trench boundaries, drums and other metallic objects. The absolute values of conductivity obtained in a survey are not necessarily diagnostic but the variations in conductivity can be used to identify anomalies (Benson et al., 1988).

The EM method is further useful when integrated with a Global Positioning Unit (Trimble ProXRS) that provide for continuous measurement of the field position and terrain conductivity, thus increasing the survey size and scope while reducing costs over conventional soundings.

The EM tool consists of a transmitter coil that radiates an electromagnetic field. The electromagnetic field induces eddy currents in the earth that generate a secondary electromagnetic field proportional to the magnitude of the current flowing within the coil. Quadrature and in-phase components of the secondary magnetic field are captured by the receiver in the form of an output voltage that is linearly related to subsurface conductivity (McQuown et al., 1991). The quadrature phase component (terrain conductivity) is measured in milliSiemens/meter (mS/m) and provides a measurement of soil conductivity. The in-phase mode, measured in parts per thousand (ppt), is responsive to highly conductive, buried metallic objects (Geonics Limited, 1994).

The terrain conductivity value is an average conductivity of the effective depth of the survey tool. The effective depth is determined to be about 1.5 times the intercoil spacing (i.e., the distance between the receiving and the transmitting coils). The Geonics EM31-DL terrain conductivity meter, with an intercoil spacing of 13 feet, has an effective penetration depth of 21 feet in the vertical dipole mode (Geonics Limited, 1994). The tool measures the bulk conductivity of the entire skin depth specified by the intercoil spacing (21 feet for the EM31-DL). Consequently, the tool averages the response determined through the skin depth such that the response at a depth of 9 feet for the EM31-DL gives maximum contribution to the secondary magnetic field but that at 21 feet there is still a contribution to the bulk conductivity (McNeill, 1980). Near-surface material has a very small contribution to the secondary magnetic field and the orientation of the dipoles in a vertical coplanar fashion is insensitive to near-surface changes in conductivity.

Conductivity values of clayey-sandy soil typical of those found in the Clyde area are approximately 20 mS/m (Benson et al. 1988; McNeill 1980; Schutts and Nichols 1991). Fill materials have been observed to have a terrain conductivity of greater than 30 mS/m (McQuown et al., 1991; Hutchinson and Barta, 2000; Hutchinson and Barta, 2005, Hutchinson, 2006). Older or recalcitrant waste (construction and demolition debris, for example) tend to have low terrain conductivity values.

2.3 TOPOGRAPHIC NORMALIZATION

Topographic normalization of the terrain conductivity readings was determined to be unnecessary due to low topographic expression. This type of adjustment is not necessary for this type of survey.

2.4 QUALITY ASSURANCE AND QUALITY CONTROL

The interpretation of geophysically-generated data is not an exact science since the responses to induced disturbance is affected by many phenomena including buried metals, operator error, precipitation, and net changes in ground saturation conditions. Some sources of spurious data can be overcome through a QA/QC program and use of multiple geophysical methods. The quality control program employed with this study included frequent checks of the equipment and resurveys of lines and locations. The QA/QC program indicates that all geophysical equipment functioned as designed during the survey program.

3.0 GEOPHYSICAL INTERPRETATION

3.1 INTRODUCTION

EM data represent a response to the electrical conductivity of the skin depth of the tool. Several methodologies exist for presenting EM data including surface mapping and section profiling. Field data acquired for the survey were used to develop a terrain conductivity map for the Riley Township Dump (Figures 2 and 3). Background soil terrain conductivity was measured to be approximately 20 mS/m in the Clyde, Ohio area.

The percolation of rainwater through organic waste and the degradation of organic material generate soluble and insoluble ions. These ions provide the elevated terrain conductivity to the leachate and waste (Figure 2). The in-phase terrain conductivity map is sensitive to ferrous and non-ferrous metals (Figure 3).

The interpretation of the presence of leachate (electrically conductive fluids) is also consistent with landfill footprints. Algorithms based upon published work (Hutchinson and Barta, 2000; Hutchinson, 2005) help with the determination of the presence of waste.

3.2 RILEY TOWNSHIP DUMP

The Riley Township Dump was reported to be within the back yard of a 60-year-old residence. The area of investigation included 0.7-acre well-manicured backyard (Figure 2). The conductivity is slightly elevated in the area of the metal shed and increases towards the northern property line. It could be concluded there was a former waste cell in the northern portion of the property and to the north of the area investigated. The inphase map shows no evidence of the presence of (metal) waste (Figure 3).

The signature of waste placement often is retained at a site after removal of the waste material. The elevated conductivity in the northern area of this backyard could be indicative of older waste or could represent a former waste placement cell.

4.0 CONCLUSION

The findings and conclusions in this report are stated with a reasonable degree of scientific certainty. THG's findings and conclusions are as follows:

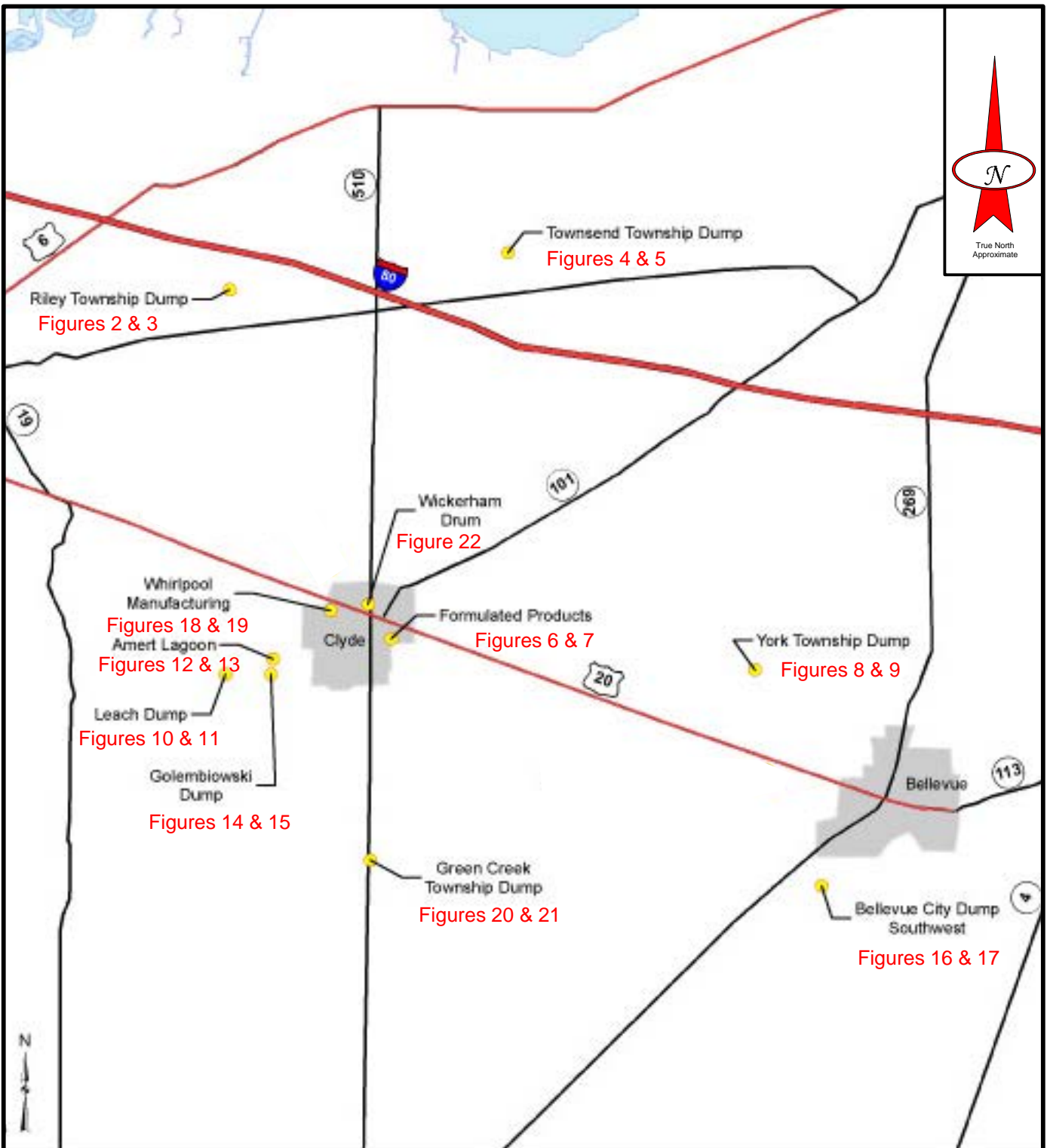
- The Riley Township Dump site showed no obvious signs of waste placement.

Geophysical investigations are a non-invasive method of interpreting physical properties of the shallow earth using electrical, electromagnetic, or mechanical energy. This document contains geophysical interpretations of responses to induced or real-world phenomena. As such, the measured phenomenon may be impacted by variables not readily identified in the field that can result in a false-positive and/or false negative interpretation. THG makes no representations or warranties as to the accuracy of the interpretations.

5.0 REFERENCES

- Benson, R., R. A. Glaccum and M. R. Noel. (1988). Geophysical Techniques for Sensing Buried Wastes and Waste Migration. National Water Well Association Dublin, OH, 236 pp.
- Geonics Limited. (1994). EM31 Operating Manual (For Models With Two Digital Meters). Geonics Limited.
- Greenhouse, J. P., M. E. Monier-Williams, N. Ellert and D. D. Slaine. (1989). Paper 53, Geophysical methods in groundwater contamination studies. *In*, Garland, G. D., ed. Pp. 666-677. Proceedings of Exploration '87: Third Decennial International Conference on Geophysical and Geochemical Exploration for minerals and Groundwater, Queen's Printer for Ontario, Toronto, Canada.
- Greenhouse, J. P. and D. D. Slaine. (1983). The uses of reconnaissance electromagnetic methods to map contaminant migration. *Ground Water Monitoring Review*. 3: 47-59.
- Hutchinson, P. J. (1993). *An Energy Perspective on Landfills*. *In The Future of Energy Gases*: ed. D. Howell. US Geological Survey Professional Paper 1570, p. 365-382.
- Hutchinson, P. J. (1995). *The Geology of Landfills*. **Journal of Environmental Geosciences**. V. 2(1). p. 2-14.
- Hutchinson, P.J. (2006). *Geophysical Imaging Techniques as a Screening Tool*. *In: Proceedings of the North American Environmental Field Conference and Exposition*, January 10-12, 2006, Tampa, Florida.
- Hutchinson, P. J., and L. Barta (2000) *Geophysical Applications to Solid Waste Analysis*. *In Sixteenth International Conference on Solid Waste Technology and Management*, December 11, 2000, Philadelphia, PA. eds. Zandi, I., Mersky, R.L., Shieh W.K. p. 2.68–2.78. ISSN 1091-8043.
- Hutchinson, P.J. and L. Barta (2005). *Hi-Tech Blueprints: Electromagnetic Conductivity Mapping Can Calculate Landfill Volume*. **Waste Age**. v. 36(2) p. 20.
- Mack, T. J. and P. E. Maus. (1986). Detection of contaminant plumes in ground water of Long Island, New York, by electromagnetic terrain-conductivity surveys. USGS. Water-Resources Investigations. 86-4045. 39 pp.
- McNeill, J. D. (1980). Electromagnetic terrain conductivity measurement at low induction numbers. Geonics Limited. Technical Note. TN-6. 1-15 pp.
- McNeill, J. D. (1990). Use of electromagnetic methods for groundwater studies. *In*, Ward, S. H., ed. Pp. 191-218. Geotechnical and Environmental Geophysics, Society of Exploration Geophysicists, Tulsa, OK.

- McQuown, M. S., S. R. Becker, et al. (1991). Subsurface characterization of a landfill using integrated geophysical techniques. Proceedings of the Fifth National Outdoor Action Conference on Aquifer Restoration, Ground Water Monitoring and Geophysical Methods, May 13-16, 1991, Las Vegas, NV, Water Well Journal Publishing Co.
- Monier-Williams, M. E., J. P. Greenhouse, J. M. Mendes and N. Ellert. (1990). Terrain conductivity mapping with topographic corrections at three waste disposal sites in Brazil. *In*, Ward, S. H., ed. Pp. 41-55. Geotechnical and Environmental Geophysics, Society of Exploration Geophysicists, Tulsa, OK.
- Rumbaugh, J. O., III, J. A. Caldwell and S. T. Shaw. (1987). A geophysical ground water monitoring program for a sanitary landfill: Implementation and preliminary analysis. *In*, First National outdoor Action Conference on Aquifer Restoration, Ground Water Monitoring and Geophysical Methods. Graves, B., J. H. Lehr, K. Butcher, P. Alcorn, L. Ammerman, P. Williams, M. Renz and V. Shelton, ed. Pp. 623-641. National Water Well Association, Las Vegas, Nevada.
- Saunders, W. R. and S. A. Cox. (1987). Use of an electromagnetic Induction technique in subsurface hydrocarbon investigations. *In*, First National Outdoor Action Conference on Aquifer Restoration, Ground Water Monitoring and Geophysical Methods. Graves, B., J. H. Lehr, K. Butcher, P. Alcorn, L. Ammerman, P. Williams, M. Renz and V. Shelton, ed. Pp. 585-601. National Water Well Association, Las Vegas, Nevada.
- Scaife, J. E. (1990). Using geophysical techniques in environmental site assessments. *Municipal & Industrial Water & Pollution Control*. CXXVIII(4): 4-5.
- Schutts, L. D. and D. G. Nichols. (1991). Surface geophysical definition of ground water contamination and buried waste: Case studies of electrical conductivity and magnetic applications. *In*, Proceedings of the Fifth National Outdoor Action Conference on Aquifer Restoration, Ground Water Monitoring and Geophysical Methods, May 13-16, 1991. ed. Pp. 889-903. Water Well Journal Publishing Co., Las Vegas, NV.
- Stenson, R. W. (1988). Electromagnetic data acquisition techniques for landfill investigations. *In*, Symposium on the Application of Geophysics to Engineering Problems. ed. Pp. 735-746. The Society of Engineering & Mineral Exploration Geophysics, Golden, CO.



4280 Old William Penn Hwy
 Murrysville, Pennsylvania 15668
 (724) 325-3996 Fax: (724) 733-7901
 www.geo-image.com

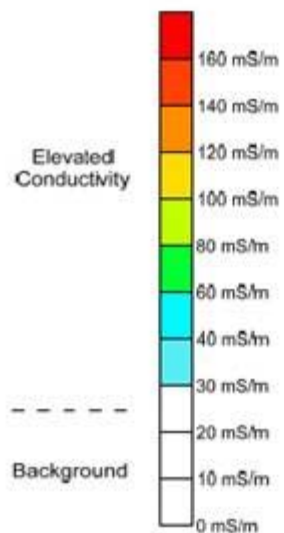


Figure 1 Site Location Map

Geophysical Investigation
 Eastern Sandusky County Project
 Clyde, Ohio

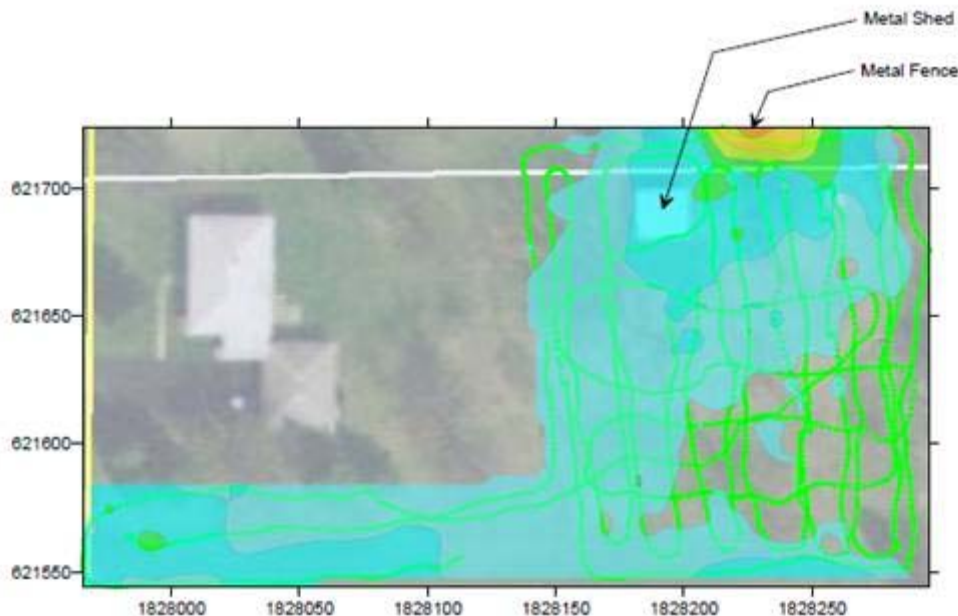
SCALE: 1:120,000	PROJECT NO.: 770-4980	DRAWING NO.: DWG4980F1
DATE : 2/17/12	SOURCE: Weston Solutions, 2012	
DRAWN BY: PJH		
CHECKED BY: PJH		

Color Scale



Legend

○ Footpath



Notes

Geophysical survey conducted February 13, 2012 using Geonics EM-31 frequency-domain electromagnetic conductivity meter.

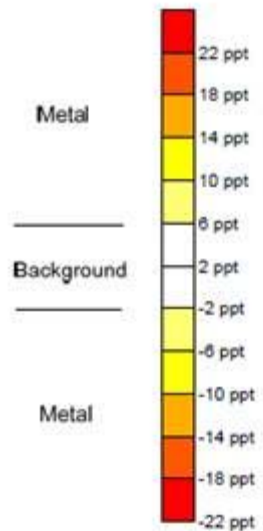
Real-time positioning of data using fully integrated Trimble ProXR5 global positioning system set to NAD 1983 US State Plane (Ohio, North) coordinate system in feet.

Locations are approximate.

THG GEOPHYSICS
 200 Old William Penn Hwy
 Marysville, Pennsylvania 17058
 (717) 335-3888 Fax: (717) 333-1501
 www.thg-geo.com

DES	P.J.H	2/16/12	PROJECT: Geophysical Investigation Eastern Sandusky County Project Clyde, Ohio
DRN	P.J.H	2/16/12	
DWG	P.J.H	2/16/12	
REV			
PROJ MGR	P.J.H	2/16/12	
SCALE: 1" = 50'			SHEET TITLE: Figure 2 Terrain Conductivity Map Riley Twp Dump
SOURCE: Base from Weston Solutions, 2012			
PREPARED FOR: 		PROJECT NO.: 770-4980	
		DRAWING NO.: DWC4900F2	

Color Scale



Legend

Footpath



Notes

Geophysical survey conducted February 13, 2012 using Geonics EM-31 frequency-domain electromagnetic conductivity meter.

Real-time positioning of data using fully integrated Trimble ProXR5 global positioning system set to NAD 1983 US State Plane (Ohio, North) coordinate system in feet.

Locations are approximate.

THG GEOPHYSICS
 200 Old William Penn Hwy
 Marysville, Pennsylvania 17055
 (717) 335-3888 Fax: (717) 333-1501
 www.thg-geo.com

DES	P.J.H.	2/16/12	PROJECT: Geophysical Investigation Eastern Sandusky County Project Clyde, Ohio
DRN	P.J.H.	2/16/12	
CHK	P.J.H.	2/16/12	
REV			
PROJ.MGR.	P.J.H.	2/16/12	
SCALE: 1" = 50'			SHEET TITLE: Figure 3 Inphase (Metals) Map Riley Twp Dump
SOURCE: Base from Weston Solutions, 2012			
PREPARED FOR: 			PROJECT NO.: 770-4980
			DRAWING NO.: DWC4900F3



**APPENDIX J4
BORING LOGS**

Job Name	East Sandusky S.A.	Boring No.	RD-B01	Groundwater Levels	
Job No.	20405.012.001.1691.00	Well Type	N/A	Date	Depth
Date Drilled	15 Feb 12	Drilling Method	Direct Push		
Drilling Co.	Buckeye Probe	Completion Depth	8.0 (ft bgs)		
Drill Foreman	Rick Tosatto	Location	Riley Twp. Dump		
Logged By	Michael Blair	Ground Elevation	N/A		
Drill Rig Type	Geoprobe	Top of Casing Elevation	N/A		

Depth ft BGS	Sample Number / Time	Recovery (In.)	Well Log	USCS	Visual Description	FID/OVA HEATED HEADSPACE
2	RD-B01-S01-021512 1005 hrs	9		TS	TOPSOIL - Brown, grass, roots, wet. 0.2'	0.3
				CL	CLAY - Yellow brown clay, some silt, trace red brick frag., stiff, n 0.5'	
				GP	SAND/GRAVEL - Mottled brown & black sand and gravel, trace silt, loose, moist. 1'	
4		30		FILL	TRASH - Mixture of broken glass, aluminum, sand, gravel and silt, loose, saturated.	N/A
						0.2
8	RD-B01-S02-021512 1010 hrs.			CL	CLAY - Mottled orange & yellow brown clay, some silt seams (0.1 mm), soft/stiff, moist. Varved layers indicate lacustrine deposit.	0.2
10					Boring terminated @ 8.0 ft.	
12						
14						
16						
18						

Well screen & sand pack
Well riser/bentonite seal

Bentonite Seal
Soil Vapor Screen Interval: ft. To ft.

Job Name	East Sandusky S.A.	Boring No.	RD-B02	Groundwater Levels	
Job No.	20405.012.001.1691.00	Well Type	N/A	Date	Depth
Date Drilled	15 Feb 12	Drilling Method	Direct Push		
Drilling Co.	Buckeye Probe	Completion Depth	8.0 (ft bgs)		
Drill Foreman	Rick Tosatto	Location	Riley Twp. Dump		
Logged By	Michael Blair	Ground Elevation	N/A		
Drill Rig Type	Geoprobe	Top of Casing Elevation	N/A		

Depth ft BGS	Sample Number / Time	Recovery (In.)	Well Log	USCS	Visual Description	FID/OVA HEATED HEADSPACE
	RD-B02-S01-021512			TS	TOPSOIL - Brown, clay, grass, roots, glass, moist/ wet. 0.25'	
2	1030 hrs.	12		FILL	SAND/GRAVEL - Brown sand & gravel, trash (glass, metal) and some silt, very soft, wet.	0.7
4						N/A
	RD-B02-S02-021512					
6	1040 hrs.	48		CL	CLAY - Mottled orange & yellow brown clay, some silt seams (0.1 mm), soft, moist. Varved layers indicate lacustrine deposit. 5'	0.4
8						0.2
					Boring terminated @ 8.0 ft. 8'	
10						
12						
14						
16						
18						

Well screen & sand pack
Well riser/bentonite seal

Bentonite Seal
Soil Vapor Screen Interval: ft. To ft.

APPENDIX J5
ANALYTICAL DATA VALIDATION REPORTS

**EASTERN SANDUSKY COUNTY DUMPS
SANDUSKY COUNTY, OHIO
DATA VALIDATION REPORT**

Date: March 13, 2012

Laboratory: ALS Environmental (ALS), Holland, Michigan

Laboratory Project #: 1202544

Data Validation Performed By: Lisa Graczyk, Weston Solutions, Inc. (WESTON®) Superfund Technical Assessment and Response Team (START)

Weston Analytical Work Order #/TDD #: 20405.016.001.1731.00/S05-0001-1201-020

This data validation report has been prepared by WESTON START under the START III Region V contract. This report documents the data validation for 17 soil samples plus two trip blanks collected for the Eastern Sandusky County Dumps Site that were analyzed for the following parameters and U.S. Environmental Protection Agency (U.S. EPA) methods:

- Volatile Organic Compounds (VOC) by SW-846 Method 8260
- Toxicity Characteristic Leaching Procedure (TCLP) VOCs by SW-846 Methods 1311 and 8260
- Semivolatile Organic Carbons (SVOC) by SW-846 Method 8270
- TCLP SVOCs by SW-846 Methods 1311 and 8270
- Polychlorinated Biphenyls (PCB) by SW-846 Method 8082
- Pesticides by SW-846 Method 8081
- TCLP Pesticides by SW-846 Methods 1311 and 8081
- Herbicides by SW-846 Method 8151
- TCLP Herbicides by SW-846 Methods 1311 and 8151
- Metals by SW-846 Methods 6020A and 7471A
- TCLP Metals by SW-846 Methods 1311, 6020A, and 7470A
- Hexavalent Chromium by SW-846 Method 7196A

A level II data package was requested from ALS. The data validation was conducted in general accordance with the U.S. EPA “Contract Laboratory Program National Functional Guidance for Superfund Organic Methods Data Review” dated June 2008 and “Contract Laboratory Program National Functional Guidelines for Inorganic Superfund Data Review” dated January 2010. The Attachment contains the results summary sheets with the hand-written qualifiers applied during data validation.

VOCs by SW-846 METHOD 8260

1. Samples

The following table summarizes the samples for which this data validation is being conducted.

Samples	Lab ID	Matrix	Date Collected	Date Analyzed
RD-B01-S01-021512	1202544-01	Soil	2/15/2012	2/22/2012
RD-B01-S02-021512	1202544-02	Soil	2/15/2012	2/22/2012
RD-B02-S01-021512	1202544-03	Soil	2/15/2012	2/22/2012
RD-B02-S02-021512	1202544-04	Soil	2/15/2012	2/23/2012
YD-B01-S01-021512	1202544-05	Soil	2/15/2012	2/22/2012
YD-B01-S01-021512-DP	1202544-06	Soil	2/15/2012	2/22/2012
YD-B02-S01-021512	1202544-07	Soil	2/15/2012	2/22/2012
YD-B03-S01-021512	1202544-08	Soil	2/15/2012	2/22/2012
WM-B01-S01-021612	1202544-17	Soil	2/16/2012	2/23/2012
WM-B01-S02-021612	1202544-18	Soil	2/16/2012	2/23/2012
WM-B02-S01-021612	1202544-19	Soil	2/16/2012	2/21/2012
WM-B02-S02-021612	1202544-20	Soil	2/16/2012	2/21/2012
WM-B03-S01-021612	1202544-21	Soil	2/16/2012	2/21/2012
WM-B03-S02-021612	1202544-22	Soil	2/16/2012	2/21/2012
GC-B01-S01-021612	1202544-23	Soil	2/16/2012	2/21/2012
GC-B01-S01-021612-DP	1202544-24	Soil	2/16/2012	2/21/2012
GC-B02-S01-021612	1202544-25	Soil	2/16/2012	2/21/2012
Trip Blank CLR #1	1202544-35	Soil	2/15/2012	2/21/2012
Trip Blank CLR #2	1202544-36	Soil	2/16/2012	2/23/2012

2. Holding Times

The samples were analyzed within the required holding time limit of 14 days from sample collection.

3. Blanks

Method blanks were analyzed with the VOC analyses. The method blanks were free of target compound contamination above the reporting limit.

In addition, the trip blanks contained no detection of target analytes.

4. Surrogate Results

The surrogate recovery results were within the laboratory-established quality control (QC) limits.

5. Laboratory Control Sample (LCS) Results

The LCS and LCS duplicate (LCSD) recoveries and relative percent differences (RPD) were within laboratory QC limits except for as follows. A couple of compounds were detected slightly high in a couple of the LCSs. Because these compounds were not detected in the samples, no qualifications are required.

6. Matrix Spike (MS) and Matrix Spike Duplicate (MSD) Results

Two site-specific MS and MSDs were analyzed using samples WM-B02-S01-021612 and GC-B01-S01-021612 as the spiked samples. The percent recoveries and RPDs were with QC limits except for as follows. In both MS/MSD samples, some of the compounds were detected low. The quantitation limits for these compounds in the respective parent samples (WM-B02-S01-021612 and GC-B01-S01-021612) were flagged "UJ" as estimated due to potential matrix interference. Note that for the majority of compounds, the recoveries and RPDs were within QC limits indicating little to no matrix interference.

7. Field Duplicate Results

There are two field duplicates associated with this work order: YD-B01-S01-021512-DP and GC-B01-S01-021612-DP. Both samples contained no detections of target analytes above the reporting limit.

8. Overall Assessment

The VOC data are acceptable for use based on the information received.

TCLP VOCs by SW-846 METHODS 1311 AND 8260

1. Samples

The following table summarizes the samples for which this data validation is being conducted.

Samples	Lab ID	Matrix	Date Collected	Date Analyzed
RD-B01-S01-021512	1202544-09	Soil	2/15/2012	2/21/2012
RD-B01-S02-021512	1202544-10	Soil	2/15/2012	2/21/2012
RD-B02-S01-021512	1202544-11	Soil	2/15/2012	2/21/2012
RD-B02-S02-021512	1202544-12	Soil	2/15/2012	2/21/2012
YD-B01-S01-021512	1202544-13	Soil	2/15/2012	2/21/2012
YD-B01-S01-021512-DP	1202544-14	Soil	2/15/2012	2/21/2012
YD-B02-S01-021512	1202544-15	Soil	2/15/2012	2/21/2012
YD-B03-S01-021512	1202544-16	Soil	2/15/2012	2/23/2012
WM-B01-S01-021612	1202544-26	Soil	2/16/2012	2/23/2012
WM-B01-S02-021612	1202544-27	Soil	2/16/2012	2/23/2012
WM-B02-S01-021612	1202544-28	Soil	2/16/2012	2/23/2012
WM-B02-S02-021612	1202544-29	Soil	2/16/2012	2/24/2012
WM-B03-S01-021612	1202544-30	Soil	2/16/2012	2/24/2012
WM-B03-S02-021612	1202544-31	Soil	2/16/2012	2/23/2012
GC-B01-S01-021612	1202544-32	Soil	2/16/2012	2/21/2012
GC-B01-S01-021612-DP	1202544-33	Soil	2/16/2012	2/24/2012
GC-B02-S01-021612	1202544-34	Soil	2/16/2012	2/24/2012

2. Holding Times

The samples were analyzed within the required holding time limit of 14 days from sample collection.

3. Blanks

Method blanks were analyzed with the VOC analyses. The method blanks were free of target compound contamination above the reporting limit.

4. Surrogate Results

The surrogate recovery results were within the laboratory-established QC limits.

5. LCS Results

The LCS and LCSD recoveries and RPDs were within laboratory QC limits.

6. MS and MSD Results

Site-specific MS and MSDs were analyzed using samples WM-B02-S01-021612, WM-B03-S02-021612, and GC-B01-S01-021612 as the spiked samples. The percent recoveries and RPDs were with QC limits for the majority of compounds. In one of the MS/MSDs, one compound was detected high; however, this compound was not detected in the parent sample and no qualifications were warranted.

7. Field Duplicate Results

There are two field duplicates associated with this work order: YD-B01-S01-021512-DP and GC-B01-S01-021612-DP. Both samples contained no detections of target analytes above the reporting limit.

8. Overall Assessment

The VOC data are acceptable for use based on the information received.

SVOCs BY SW-846 METHOD 8270

1. Samples

The following table summarizes the samples for which this data validation is being conducted.

Samples	Lab ID	Matrix	Date Collected	Date Prepared	Date Analyzed
RD-B01-S01-021512	1202544-01	Soil	2/15/2012	2/20/2012	2/23/2012
RD-B01-S02-021512	1202544-02	Soil	2/15/2012	2/20/2012	2/25/2012
RD-B02-S01-021512	1202544-03	Soil	2/15/2012	2/20/2012	2/25/2012
RD-B02-S02-021512	1202544-04	Soil	2/15/2012	2/20/2012	2/25/2012
YD-B01-S01-021512	1202544-05	Soil	2/15/2012	2/21/2012	2/27/2012
YD-B01-S01-021512-DP	1202544-06	Soil	2/15/2012	2/21/2012	2/23/2012
YD-B02-S01-021512	1202544-07	Soil	2/15/2012	2/21/2012	2/23/2012
YD-B03-S01-021512	1202544-08	Soil	2/15/2012	2/21/2012	2/27/2012
WM-B01-S01-021612	1202544-17	Soil	2/16/2012	2/21/2012	2/25/2012
WM-B01-S02-021612	1202544-18	Soil	2/16/2012	2/21/2012	2/25/2012
WM-B02-S01-021612	1202544-19	Soil	2/16/2012	2/20/2012	2/23/2012
WM-B02-S02-021612	1202544-20	Soil	2/16/2012	2/21/2012	2/25/2012

Samples	Lab ID	Matrix	Date Collected	Date Prepared	Date Analyzed
WM-B03-S01-021612	1202544-21	Soil	2/16/2012	2/28/2012	2/28/2012
WM-B03-S02-021612	1202544-22	Soil	2/16/2012	2/21/2012	2/25/2012
GC-B01-S01-021612	1202544-23	Soil	2/16/2012	2/21/2012	2/27/2012
GC-B01-S01-021612-DP	1202544-24	Soil	2/16/2012	2/21/2012	2/25/2012
GC-B02-S01-021612	1202544-25	Soil	2/16/2012	2/21/2012	2/25/2012

2. **Holding Times**

The samples were analyzed within the required holding time limit of 14 days from sample collection to extraction and 40 days from extraction to analysis.

3. **Blanks**

Method blanks were analyzed with the SVOC analyses. The method blanks were free of target compound contamination above the reporting limits. Di-n-butyl phthalate was detected below the reporting limit in one of the method blanks. The sample concentrations were non-detect for this SVOC and no qualifications were warranted.

4. **Surrogate Results**

The surrogate recoveries were within the laboratory-established QC limits except as follows. In two samples, a couple of the surrogates were outside QC limits; however, no qualifications were required. The surrogates were not recovered adequately because of sample dilution.

5. **LCS Results**

The percent recoveries and RPDs for the LCS and LCSD results were within the laboratory-established QC limits except for as follows.

Some compounds were detected high in an LCS and some compounds were detected low. For the compounds detected high in the LCS, the compound was not detected in the samples and no qualifications were required. 4-Nitroanaline was detected low in the LCS samples. The quantitation limits for 4-nitroanaline were flagged "UJ" as estimated.

6. **MS and MSD Results**

Two site-specific MS and MSDs were analyzed using samples WM-B02-S01-021612 and GC-B01-S01-021612 as the spiked samples. The percent recoveries and RPDs were with QC limits except for as follows.

Data Validation Report
Eastern Sandusky County Dumps Site
ALS Environmental
Laboratory Project #: 1202544

In both MS/MSDs, some compounds were detected slightly above the QC limit for recovery; however, sample results were non-detect and no qualifications were required.

In the MS/MSD of sample WM-B02-S01-021612, 4-nitroaniline was detected low. In sample WM-B02-S01-021612, the quantitation limit for 4-nitroaniline was flagged "UJ" as estimated.

In the MS/MSD of sample GC-B01-S01-021612; 2,4-dinitrophenol was detected low. In sample GC-B01-S01-021612, the quantitation limit for 2,4-dinitrophenol was flagged "UJ" as estimated

7. Field Duplicate Results

There are two field duplicates associated with this work order: YD-B01-S01-021512-DP and GC-B01-S01-021612-DP. Most results were non-detect. RPDs were calculated for detected SVOCs.

For field duplicate YD-B01-S01-021512-DP, the RPDs ranged from 115 to 129 percent. These RPDs are elevated and indicate some sample heterogeneity associated with detected SVOCs in this sample.

For field duplicate GC-B01-S01-021612-DP, the RPDs ranged from 0 to 55 percent. These RPDs are acceptable and indicated good correlation between the parent sample and field duplicate for this sample.

8. Overall Assessment

The SVOC data are acceptable for use as qualified based on the information received.

TCLP SVOCs BY SW-846 METHODS 1311 AND 8270

1. Samples

The following table summarizes the samples for which this data validation is being conducted.

Samples	Lab ID	Matrix	Date Collected	Date Prepared	Date Analyzed
RD-B01-S01-021512	1202544-09	Soil	2/15/2012	2/22/2012	2/24/2012
RD-B01-S02-021512	1202544-10	Soil	2/15/2012	2/22/2012	2/24/2012
RD-B02-S01-021512	1202544-11	Soil	2/15/2012	2/22/2012	2/24/2012
RD-B02-S02-021512	1202544-12	Soil	2/15/2012	2/22/2012	2/24/2012
YD-B01-S01-021512	1202544-13	Soil	2/15/2012	2/22/2012	2/24/2012
YD-B01-S01-021512-DP	1202544-14	Soil	2/15/2012	2/22/2012	2/24/2012
YD-B02-S01-021512	1202544-15	Soil	2/15/2012	2/22/2012	2/24/2012
YD-B03-S01-021512	1202544-16	Soil	2/15/2012	2/23/2012	2/24/2012
WM-B01-S01-021612	1202544-26	Soil	2/16/2012	2/23/2012	2/24/2012
WM-B01-S02-021612	1202544-27	Soil	2/16/2012	2/23/2012	2/24/2012
WM-B02-S01-021612	1202544-28	Soil	2/16/2012	2/23/2012	2/24/2012
WM-B02-S02-021612	1202544-29	Soil	2/16/2012	2/23/2012	2/24/2012
WM-B03-S01-021612	1202544-30	Soil	2/16/2012	2/23/2012	2/24/2012
WM-B03-S02-021612	1202544-31	Soil	2/16/2012	2/23/2012	2/24/2012
GC-B01-S01-021612	1202544-32	Soil	2/16/2012	2/23/2012	2/24/2012
GC-B01-S01-021612-DP	1202544-33	Soil	2/16/2012	2/23/2012	2/24/2012
GC-B02-S01-021612	1202544-34	Soil	2/16/2012	2/23/2012	2/24/2012

2. Holding Times

The samples were analyzed within the required holding time limit of 14 days from sample collection to extraction and 40 days from extraction to analysis.

3. Blanks

Method blanks were analyzed with the TCLP SVOC analyses. The method blanks were free of target compound contamination above the reporting limits.

4. Surrogate Results

The surrogate recoveries were within the laboratory-established QC limits.

5. LCS Results

The percent recoveries and RPDs for the LCS and LCSD results were within the laboratory-established QC limits.

6. MS and MSD Results

Two site-specific MS and MSDs were analyzed using samples WM-B02-S01-021612 and GC-B01-S01-021612 as the spiked samples. The percent recoveries and RPDs were with QC limits.

7. Field Duplicate Results

There are two field duplicates associated with this work order: YD-B01-S01-021512-DP and GC-B01-S01-021612-DP. Both samples contained no detections of target analytes above the reporting limit.

8. Overall Assessment

The SVOC data are acceptable for use based on the information received.

PCBs BY U.S. EPA SW-846 METHOD 8082

1. Samples

The following table summarizes the samples for which this data validation was conducted.

Samples	Lab ID	Matrix	Date Collected	Date Prepared	Date Analyzed
RD-B01-S01-021512	1202544-01	Soil	2/15/2012	2/23/2012	2/26/2012
RD-B01-S02-021512	1202544-02	Soil	2/15/2012	2/23/2012	2/26/2012
RD-B02-S01-021512	1202544-03	Soil	2/15/2012	2/23/2012	2/26/2012
RD-B02-S02-021512	1202544-04	Soil	2/15/2012	2/23/2012	2/26/2012
YD-B01-S01-021512	1202544-05	Soil	2/15/2012	2/23/2012	2/26/2012
YD-B01-S01-021512-DP	1202544-06	Soil	2/15/2012	2/23/2012	2/26/2012
YD-B02-S01-021512	1202544-07	Soil	2/15/2012	2/23/2012	2/26/2012
YD-B03-S01-021512	1202544-08	Soil	2/15/2012	2/23/2012	2/26/2012
WM-B01-S01-021612	1202544-17	Soil	2/16/2012	2/23/2012	2/26/2012
WM-B01-S02-021612	1202544-18	Soil	2/16/2012	2/23/2012	2/26/2012
WM-B02-S01-021612	1202544-19	Soil	2/16/2012	2/23/2012	2/26/2012
WM-B02-S02-021612	1202544-20	Soil	2/16/2012	2/23/2012	2/26/2012
WM-B03-S01-021612	1202544-21	Soil	2/16/2012	2/23/2012	2/26/2012
WM-B03-S02-021612	1202544-22	Soil	2/16/2012	2/23/2012	2/26/2012

Samples	Lab ID	Matrix	Date Collected	Date Prepared	Date Analyzed
GC-B01-S01-021612	1202544-23	Soil	2/16/2012	2/23/2012	2/26/2012
GC-B01-S01-021612-DP	1202544-24	Soil	2/16/2012	2/23/2012	2/26/2012
GC-B02-S01-021612	1202544-25	Soil	2/16/2012	2/23/2012	2/26/2012

2. **Holding Times**

The samples were analyzed within the required holding time limit of 14 days from sample collection to extraction and 40 days from extraction to analysis.

3. **Blanks**

A method blank was analyzed with the PCB analyses. The method blank was free of target compound contamination above the reporting limit.

4. **Surrogates**

The surrogate recoveries were within QC limits.

5. **LCS Results**

The LCS and LCSD recoveries and RPDs were within the laboratory-established QC limits.

6. **MS and MSD Results**

A site-specific MS and MSD were analyzed using sample WM-B02-S01-021612 as the spiked sample. The percent recoveries and RPDs were with QC limits.

7. **Field Duplicate Results**

There are two field duplicates associated with this work order: YD-B01-S01-021512-DP and GC-B01-S01-021612-DP. Most results were non-detect. For detected PCBs, the RPDs were calculated to be 8 and 30 percent which are acceptable. There was good correlation between the parent and field duplicate samples for PCBs.

8. **Overall Assessment**

The PCB data are acceptable for use based on the information received.

PESTICIDES BY U.S. EPA SW-846 METHOD 8081

1. Samples

The following table summarizes the samples for which this data validation was conducted.

Samples	Lab ID	Matrix	Date Collected	Date Prepared	Date Analyzed
RD-B01-S01-021512	1202544-01	Soil	2/15/2012	2/23/2012	2/26/2012
RD-B01-S02-021512	1202544-02	Soil	2/15/2012	2/23/2012	2/26/2012
RD-B02-S01-021512	1202544-03	Soil	2/15/2012	2/23/2012	2/26/2012
RD-B02-S02-021512	1202544-04	Soil	2/15/2012	2/23/2012	2/26/2012
YD-B01-S01-021512	1202544-05	Soil	2/15/2012	2/23/2012	2/26/2012
YD-B01-S01-021512-DP	1202544-06	Soil	2/15/2012	2/23/2012	2/26/2012
YD-B02-S01-021512	1202544-07	Soil	2/15/2012	2/23/2012	2/26/2012
YD-B03-S01-021512	1202544-08	Soil	2/15/2012	2/23/2012	2/26/2012
WM-B01-S01-021612	1202544-17	Soil	2/16/2012	2/23/2012	2/26/2012
WM-B01-S02-021612	1202544-18	Soil	2/16/2012	2/23/2012	2/26/2012
WM-B02-S01-021612	1202544-19	Soil	2/16/2012	2/23/2012	2/26/2012
WM-B02-S02-021612	1202544-20	Soil	2/16/2012	2/23/2012	2/26/2012
WM-B03-S01-021612	1202544-21	Soil	2/16/2012	2/23/2012	2/26/2012
WM-B03-S02-021612	1202544-22	Soil	2/16/2012	2/23/2012	2/26/2012
GC-B01-S01-021612	1202544-23	Soil	2/16/2012	2/23/2012	2/28/2012
GC-B01-S01-021612-DP	1202544-24	Soil	2/16/2012	2/23/2012	2/29/2012
GC-B02-S01-021612	1202544-25	Soil	2/16/2012	2/23/2012	2/26/2012

2. Holding Times

The samples were analyzed within the required holding time limit of 14 days from sample collection to extraction and 40 days from extraction to analysis.

3. Blanks

Method blanks were analyzed with the pesticide analyses. The method blanks were free of target compound contamination above the reporting limit.

4. Surrogates

The surrogate recoveries were within QC limits except for as follows. In a few samples, one of the two surrogates was detected above the QC limit. In each instance, the sample was diluted. No qualifications are required in these instances.

5. LCS Results

The LCS and LCSD recoveries and RPDs were within the laboratory-established QC limits except for as follows. Endrin and methoxychlor were detected high. No qualifications were required because these compounds were not detected in the samples.

6. MS and MSD Results

Two site-specific MS and MSDs were analyzed using sample WM-B02-S01-021612 and GC-B01-S01-021612 as the spiked samples.

For the MS/MSD using sample WM-B02-S01-021612, the percent recoveries and RPDs were with QC limits.

For the MS/MSD using sample GC-B01-S01-021612, some of the percent recoveries were high, above the QC limits. Because these pesticides were not detected in sample GC-B01-S01-021612, no qualifications were applied.

7. Field Duplicate Results

There are two field duplicates associated with this work order: YD-B01-S01-021512-DP and GC-B01-S01-021612-DP. Most results were non-detect. For detected pesticides, the RPDs were calculated to be 6 and 23 percent which are acceptable. There was good correlation between the parent and field duplicate samples for pesticides.

8. Overall Assessment

The pesticide data are acceptable for use based on the information received.

TCLP PESTICIDES BY U.S. EPA SW-846 METHODS 1311 AND 8081

1. Samples

The following table summarizes the samples for which this data validation was conducted.

Samples	Lab ID	Matrix	Date Collected	Date Prepared	Date Analyzed
RD-B01-S01-021512	1202544-09	Soil	2/15/2012	2/23/2012	2/25/2012
RD-B01-S02-021512	1202544-10	Soil	2/15/2012	2/23/2012	2/25/2012
RD-B02-S01-021512	1202544-11	Soil	2/15/2012	2/23/2012	2/25/2012
RD-B02-S02-021512	1202544-12	Soil	2/15/2012	2/23/2012	2/25/2012
YD-B01-S01-021512	1202544-13	Soil	2/15/2012	2/23/2012	2/25/2012
YD-B01-S01-021512-DP	1202544-14	Soil	2/15/2012	2/23/2012	2/25/2012
YD-B02-S01-021512	1202544-15	Soil	2/15/2012	2/23/2012	2/25/2012
YD-B03-S01-021512	1202544-16	Soil	2/15/2012	2/23/2012	2/25/2012
WM-B01-S01-021612	1202544-26	Soil	2/16/2012	2/23/2012	2/25/2012
WM-B01-S02-021612	1202544-27	Soil	2/16/2012	2/23/2012	2/25/2012
WM-B02-S01-021612	1202544-28	Soil	2/16/2012	2/23/2012	2/25/2012
WM-B02-S02-021612	1202544-29	Soil	2/16/2012	2/23/2012	2/25/2012
WM-B03-S01-021612	1202544-30	Soil	2/16/2012	2/23/2012	2/25/2012
WM-B03-S02-021612	1202544-31	Soil	2/16/2012	2/23/2012	2/25/2012
GC-B01-S01-021612	1202544-32	Soil	2/16/2012	2/24/2012	2/26/2012
GC-B01-S01-021612-DP	1202544-33	Soil	2/16/2012	2/23/2012	2/25/2012
GC-B02-S01-021612	1202544-34	Soil	2/16/2012	2/23/2012	2/25/2012

2. Holding Times

The samples were analyzed within the required holding time limit of 14 days from sample collection to extraction and 40 days from extraction to analysis.

3. Blanks

Method blanks were analyzed with the pesticide analyses. The method blanks were free of target compound contamination above the reporting limit.

4. Surrogates

The surrogate recoveries were within QC limits.

5. LCS Results

The LCS and LCSD recoveries and RPDs were within the laboratory-established QC limits.

6. MS and MSD Results

Two site-specific MS and MSDs were analyzed using sample WM-B02-S01-021612 and GC-B01-S01-021612 as the spiked samples. The percent recoveries and RPDs were with QC limits except for one recovery which was only slightly above the QC limit. No qualifications were applied for this minor discrepancy because the compound was not detected in the samples.

7. Field Duplicate Results

There are two field duplicates associated with this work order: YD-B01-S01-021512-DP and GC-B01-S01-021612-DP. Both samples contained no detections of target analytes above the reporting limit.

8. Overall Assessment

The TCLP pesticide data are acceptable for use based on the information received.

HERBICIDES BY U.S. EPA SW-846 METHOD 8151

1. Samples

The following table summarizes the samples for which this data validation was conducted.

Samples	Lab ID	Matrix	Date Collected	Date Prepared	Date Analyzed
RD-B01-S01-021512	1202544-01	Soil	2/15/2012	2/22/2012	2/24/2012
RD-B01-S02-021512	1202544-02	Soil	2/15/2012	2/22/2012	2/24/2012
RD-B02-S01-021512	1202544-03	Soil	2/15/2012	2/22/2012	2/24/2012
RD-B02-S02-021512	1202544-04	Soil	2/15/2012	2/22/2012	2/24/2012
YD-B01-S01-021512	1202544-05	Soil	2/15/2012	2/22/2012	2/24/2012
YD-B01-S01-021512-DP	1202544-06	Soil	2/15/2012	2/22/2012	2/24/2012
YD-B02-S01-021512	1202544-07	Soil	2/15/2012	2/23/2012	2/24/2012
YD-B03-S01-021512	1202544-08	Soil	2/15/2012	2/23/2012	2/24/2012
WM-B01-S01-021612	1202544-17	Soil	2/16/2012	2/23/2012	2/24/2012
WM-B01-S02-021612	1202544-18	Soil	2/16/2012	2/23/2012	2/24/2012
WM-B02-S01-021612	1202544-19	Soil	2/16/2012	2/22/2012	2/24/2012
WM-B02-S02-021612	1202544-20	Soil	2/16/2012	2/23/2012	2/24/2012

Samples	Lab ID	Matrix	Date Collected	Date Prepared	Date Analyzed
WM-B03-S01-021612	1202544-21	Soil	2/16/2012	2/23/2012	2/24/2012
WM-B03-S02-021612	1202544-22	Soil	2/16/2012	2/23/2012	2/24/2012
GC-B01-S01-021612	1202544-23	Soil	2/16/2012	2/23/2012	2/24/2012
GC-B01-S01-021612-DP	1202544-24	Soil	2/16/2012	2/23/2012	2/24/2012
GC-B02-S01-021612	1202544-25	Soil	2/16/2012	2/23/2012	2/24/2012

2. **Holding Times**

The samples were analyzed within the required holding time limit of 14 days from sample collection to extraction and 40 days from extraction to analysis.

3. **Blanks**

Method blanks were analyzed with the herbicide analyses. The method blanks were free of target compound contamination above the reporting limit.

4. **Surrogates**

The surrogate recoveries were within QC limits.

5. **LCS Results**

The LCS and LCSD recoveries and RPDs were within the laboratory-established QC limits.

6. **MS and MSD Results**

Two site-specific MS and MSDs were analyzed using samples WM-B02-S01-021612 and GC-B01-S01-021612 as the spiked samples. The percent recoveries and RPDs were with QC limits.

7. **Field Duplicate Results**

There are two field duplicates associated with this work order: YD-B01-S01-021512-DP and GC-B01-S01-021612-DP. Both samples contained no detections of target analytes above the reporting limit.

8. **Overall Assessment**

The herbicide data are acceptable for use based on the information received.

TCLP HERBICIDES BY U.S. EPA SW-846 METHODS 1311 AND 8151

1. Samples

The following table summarizes the samples for which this data validation was conducted.

Samples	Lab ID	Matrix	Date Collected	Date Prepared	Date Analyzed
RD-B01-S01-021512	1202544-09	Soil	2/15/2012	2/21/2012	2/21/2012
RD-B01-S02-021512	1202544-10	Soil	2/15/2012	2/21/2012	2/21/2012
RD-B02-S01-021512	1202544-11	Soil	2/15/2012	2/21/2012	2/21/2012
RD-B02-S02-021512	1202544-12	Soil	2/15/2012	2/21/2012	2/21/2012
YD-B01-S01-021512	1202544-13	Soil	2/15/2012	2/21/2012	2/21/2012
YD-B01-S01-021512-DP	1202544-14	Soil	2/15/2012	2/21/2012	2/21/2012
YD-B02-S01-021512	1202544-15	Soil	2/15/2012	2/21/2012	2/21/2012
YD-B03-S01-021512	1202544-16	Soil	2/15/2012	2/21/2012	2/21/2012
WM-B01-S01-021612	1202544-26	Soil	2/16/2012	2/21/2012	2/21/2012
WM-B01-S02-021612	1202544-27	Soil	2/16/2012	2/21/2012	2/21/2012
WM-B02-S01-021612	1202544-28	Soil	2/16/2012	2/21/2012	2/21/2012
WM-B02-S02-021612	1202544-29	Soil	2/16/2012	2/21/2012	2/21/2012
WM-B03-S01-021612	1202544-30	Soil	2/16/2012	2/21/2012	2/21/2012
WM-B03-S02-021612	1202544-31	Soil	2/16/2012	2/21/2012	2/21/2012
GC-B01-S01-021612	1202544-32	Soil	2/16/2012	2/23/2012	2/24/2012
GC-B01-S01-021612-DP	1202544-33	Soil	2/16/2012	2/23/2012	2/24/2012
GC-B02-S01-021612	1202544-34	Soil	2/16/2012	2/23/2012	2/24/2012

2. Holding Times

The samples were analyzed within the required holding time limit of 14 days from sample collection to extraction and 40 days from extraction to analysis.

3. Blanks

A method blank was analyzed with the herbicide analyses. The method blank was free of target compound contamination above the reporting limit.

4. Surrogates

The surrogate recoveries were within QC limits.

5. LCS Results

The LCS and LCSD recoveries and RPDs were within the laboratory-established QC limits.

6. MS and MSD Results

Two site-specific MS and MSDs were analyzed using sample WM-B02-S01-021612 and GC-B01-S01-021612 as the spiked samples. The percent recoveries and RPDs were with QC limits.

7. Field Duplicate Results

There are two field duplicates associated with this work order: YD-B01-S01-021512-DP and GC-B01-S01-021612-DP. Both samples contained no detections of target analytes above the reporting limit.

8. Overall Assessment

The TCLP herbicide data are acceptable for use based on the information received.

TOTAL METALS BY SW-846 METHODS 6020A AND 7471

1. Samples

The following table summarizes the samples for which this data validation is being conducted.

Samples	Lab ID	Matrix	Date Collected	Date Analyzed
RD-B01-S01-021512	1202544-01	Soil	2/15/2012	2/21/2012 – 2/23/2012
RD-B01-S02-021512	1202544-02	Soil	2/15/2012	2/21/2012 – 2/23/2012
RD-B02-S01-021512	1202544-03	Soil	2/15/2012	2/21/2012 – 2/23/2012
RD-B02-S02-021512	1202544-04	Soil	2/15/2012	2/21/2012 – 2/23/2012
YD-B01-S01-021512	1202544-05	Soil	2/15/2012	2/21/2012 – 2/23/2012
YD-B01-S01-021512-DP	1202544-06	Soil	2/15/2012	2/21/2012 – 2/23/2012
YD-B02-S01-021512	1202544-07	Soil	2/15/2012	2/21/2012 – 2/23/2012
YD-B03-S01-021512	1202544-08	Soil	2/15/2012	2/21/2012 – 2/23/2012
WM-B01-S01-021612	1202544-17	Soil	2/16/2012	2/21/2012 – 2/23/2012
WM-B01-S02-021612	1202544-18	Soil	2/16/2012	2/21/2012 – 2/23/2012
WM-B02-S01-021612	1202544-19	Soil	2/16/2012	2/21/2012 – 2/23/2012
WM-B02-S02-021612	1202544-20	Soil	2/16/2012	2/23/2012
WM-B03-S01-021612	1202544-21	Soil	2/16/2012	2/23/2012
WM-B03-S02-021612	1202544-22	Soil	2/16/2012	2/23/2012
GC-B01-S01-021612	1202544-23	Soil	2/16/2012	2/22/2012 – 2/23/2012

Samples	Lab ID	Matrix	Date Collected	Date Analyzed
GC-B01-S01-021612-DP	1202544-24	Soil	2/16/2012	2/23/2012
GC-B02-S01-021612	1202544-25	Soil	2/16/2012	2/23/2012

2. **Holding Times**

The samples were analyzed within the required holding time limit of 28 days from sample collection to analysis for mercury and 180 days from sample collection to analysis for all other metals.

3. **Blank Results**

Method blanks were analyzed with the metals analysis. The blanks were free of target analyte contamination above the reporting limits. Some metals were detected below the reporting limits in the method blanks; however, the sample concentrations were either non-detect or much higher than the blank concentrations. No qualifications were required.

4. **LCS Results**

The LCS and LCSD recoveries and RPDs were within the laboratory-established QC limits.

5. **MS and MSD Results**

Two site-specific MS and MSDs were analyzed using samples WM-B02-S01-021612 and GC-B01-S01-021612 as the spiked samples. The percent recoveries were with QC limits except for as follows.

Some of the metals could not be adequately recovered because the spike amount was much less (more than four times less) than the sample concentrations. No qualifications are required in these instances.

Some metals were detected below the QC limit for recovery and some were detected above the QC limit for recovery. For metals detected below the QC limit, detected results were qualified "J" as estimated and the quantitation limits for non-detected results were flagged "UJ" as estimated in the parent samples. For metals detected above the QC limit, only detected results were flagged "J" as estimated in the parent samples.

6. Field Duplicate Results

There are two field duplicates associated with this work order: YD-B01-S01-021512-DP and GC-B01-S01-021612-DP. The RPDs were calculated for detected metals. Most RPDs were below a standard QC limit of 50 percent. The exceptions were with field duplicate YD-B01-S01-021512-DP for iron, lead, and magnesium; and with field duplicate GC-B01-S01-021612-DP for barium. In general correlation between the field duplicate and parent sample was acceptable.

7. Overall Assessment

The metals data are acceptable for use as qualified based on the information received.

TCLP METALS BY SW-846 METHODS 1311, 6020, AND 7470A

1. Samples

The following table summarizes the samples for which this data validation is being conducted.

Samples	Lab ID	Matrix	Date Collected	Date Analyzed
RD-B01-S01-021512	1202544-09	Soil	2/15/2012	2/22/2012 – 2/24/2012
RD-B01-S02-021512	1202544-10	Soil	2/15/2012	2/22/2012 – 2/24/2012
RD-B02-S01-021512	1202544-11	Soil	2/15/2012	2/22/2012 – 2/23/2012
RD-B02-S02-021512	1202544-12	Soil	2/15/2012	2/22/2012 – 2/23/2012
YD-B01-S01-021512	1202544-13	Soil	2/15/2012	2/22/2012 – 2/23/2012
YD-B01-S01-021512-DP	1202544-14	Soil	2/15/2012	2/22/2012 – 2/23/2012
YD-B02-S01-021512	1202544-15	Soil	2/15/2012	2/22/2012 – 2/23/2012
YD-B03-S01-021512	1202544-16	Soil	2/15/2012	2/22/2012 – 2/23/2012
WM-B01-S01-021612	1202544-26	Soil	2/16/2012	2/22/2012 – 2/23/2012
WM-B01-S02-021612	1202544-27	Soil	2/16/2012	2/22/2012 – 2/23/2012
WM-B02-S01-021612	1202544-28	Soil	2/16/2012	2/22/2012 – 2/24/2012
WM-B02-S02-021612	1202544-29	Soil	2/16/2012	2/22/2012 – 2/24/2012
WM-B03-S01-021612	1202544-30	Soil	2/16/2012	2/22/2012 – 2/24/2012
WM-B03-S02-021612	1202544-31	Soil	2/16/2012	2/22/2012 – 2/24/2012
GC-B01-S01-021612	1202544-32	Soil	2/16/2012	2/22/2012 – 2/24/2012
GC-B01-S01-021612-DP	1202544-33	Soil	2/16/2012	2/22/2012 – 2/24/2012
GC-B02-S01-021612	1202544-34	Soil	2/16/2012	2/22/2012 – 2/24/2012

2. **Holding Times**

The samples were analyzed within the required holding time limit of 28 days from sample collection to analysis for mercury and 180 days from sample collection to analysis for all other metals.

3. **Blank Results**

Method blanks were analyzed with the metals analysis. The blanks were free of target analyte contamination above the reporting limits. Some TCLP metals were detected below the reporting limit. However, the sample results were either non-detect or much greater than the method blank results and no qualifications were required.

4. **LCS Results**

The LCS and LCSD recoveries and RPDs were within the laboratory-established QC limits for target analytes.

5. **MS and MSD Results**

Two site-specific MS and MSDs were analyzed using samples WM-B02-S01-021612 and GC-B01-S01-021612 as the spiked samples. The percent recoveries were with QC limits except for as follows.

In the MS of GC-B01-S01-021612, TCLP barium had a recovery below the QC limit. The detected result for TCLP barium in sample GC-B01-S01-021612 was flagged "J" as estimated.

6. **Field Duplicate Results**

There are two field duplicates associated with this work order: YD-B01-S01-021512-DP and GC-B01-S01-021612-DP. The RPDs were calculated for detected TCLP metals. All RPDs were below a standard QC limit of 50 percent. The correlations between the field duplicate and parent samples were acceptable.

7. **Overall Assessment**

The TCLP metals data are acceptable for use as qualified based on the information received.

HEXAVALENT CHROMIUM BY SW-846 METHOD 7196A

1. Samples

The following table summarizes the samples for which this data validation is being conducted.

Samples	Lab ID	Matrix	Date Collected	Date Analyzed
RD-B01-S01-021512	1202544-01	Soil	2/15/2012	2/23/2012
RD-B01-S02-021512	1202544-02	Soil	2/15/2012	2/23/2012
RD-B02-S01-021512	1202544-03	Soil	2/15/2012	2/23/2012
RD-B02-S02-021512	1202544-04	Soil	2/15/2012	2/23/2012
YD-B01-S01-021512	1202544-05	Soil	2/15/2012	2/23/2012
YD-B01-S01-021512-DP	1202544-06	Soil	2/15/2012	2/23/2012
YD-B02-S01-021512	1202544-07	Soil	2/15/2012	2/23/2012
YD-B03-S01-021512	1202544-08	Soil	2/15/2012	2/23/2012
WM-B01-S01-021612	1202544-17	Soil	2/16/2012	2/23/2012
WM-B01-S02-021612	1202544-18	Soil	2/16/2012	2/23/2012
WM-B02-S01-021612	1202544-19	Soil	2/16/2012	2/23/2012
WM-B02-S02-021612	1202544-20	Soil	2/16/2012	2/23/2012
WM-B03-S01-021612	1202544-21	Soil	2/16/2012	2/23/2012
WM-B03-S02-021612	1202544-22	Soil	2/16/2012	2/23/2012
GC-B01-S01-021612	1202544-23	Soil	2/16/2012	2/23/2012
GC-B01-S01-021612-DP	1202544-24	Soil	2/16/2012	2/23/2012
GC-B02-S01-021612	1202544-25	Soil	2/16/2012	2/23/2012

2. Holding Times

The holding time of 30 days for hexavalent chromium analysis of solid samples was met.

3. Method Blanks

A method blank was analyzed with the hexavalent chromium analyses and was free of target analyte contamination above the reporting limit..

4. LCS Results

The percent recoveries and RPDs were within QC limits for the LCS and LCSD analyzed.

5. MS and MSD Results

Two site-specific MS and MSDs were analyzed using samples WM-B02-S01-021612 and GC-B01-S01-021612 as the spiked samples. The percent recoveries and RPDs were with QC limits except for as follows. For the MS of sample WM-B02-S01-021612, the recovery was low. For the MSD of this same sample, the recovery was within QC limits. The quantitation limit for hexavalent chromium in sample WM-B02-S01-021612 was flagged "UJ" as estimated.

6. Field Duplicate Results

There are two field duplicates associated with this work order: YD-B01-S01-021512-DP and GC-B01-S01-021612-DP. Both samples contained no detections of target analytes above the reporting limit.

7. Overall Assessment

The hexavalent chromium data are acceptable for use as qualified based on the information received.

Data Validation Report
Eastern Sandusky County Dumps Site
ALS Environmental
Laboratory Project #: 1202544

ATTACHMENT

**ALS ENVIRONMENTAL
RESULTS SUMMARY WITH QUALIFIERS**

Client: Weston Solutions, Inc
Project: 20405.016.001.17XX.00/ E Sandusky Co Dumps
WorkOrder: 1202544

**QUALIFIERS,
ACRONYMS, UNITS**

<u>Qualifier</u>	<u>Description</u>
*	Value exceeds Regulatory Limit
a	Not accredited
B	Analyte detected in the associated Method Blank above the Reporting Limit
E	Value above quantitation range
H	Analyzed outside of Holding Time
J	Analyte detected below quantitation limit
n	Not offered for accreditation
ND	Not Detected at the Reporting Limit
O	Sample amount is > 4 times amount spiked
P	Dual Column results percent difference > 40%
R	RPD above laboratory control limit
S	Spike Recovery outside laboratory control limits
U	Analyzed but not detected above the MDL

<u>Acronym</u>	<u>Description</u>
DUP	Method Duplicate
LCS	Laboratory Control Sample
LCSD	Laboratory Control Sample Duplicate
MBLK	Method Blank
MDL	Method Detection Limit
MQL	Method Quantitation Limit
MS	Matrix Spike
MSD	Matrix Spike Duplicate
PDS	Post Digestion Spike
PQL	Practical Quantitation Limit
RPD	Relative Percent Difference
SD	Serial Dilution
TDL	Target Detection Limit

<u>Units Reported</u>	<u>Description</u>
% of sample	Percent of Sample
mg/Kg	Milligrams per Kilogram
mg/Kg-dry	Milligrams per Kilogram Dry Weight
mg/L	Milligrams per Liter

ALS Group USA, Corp

Date: 29-Feb-12

Client: Weston Solutions, Inc

Project: 20405.016.001.17XX.00/ E Sandusky Co Dumps

Work Order: 1202544

Sample ID: RD-B01-S01-021512

Lab ID: 1202544-01

Collection Date: 02/15/12 10:05 AM

Matrix: SOIL

Analyses	Result	Qual	Report Limit	Units	Dilution Factor	Date Analyzed
HERBICIDES			SW8151		Prep Date: 02/22/12	Analyst: JD
2,4,5-T	ND		0.0063	mg/Kg-dry	1	02/24/12 03:05 PM
2,4,5-TP (Silvex)	ND		0.013	mg/Kg-dry	1	02/24/12 03:05 PM
2,4-D	ND		0.0063	mg/Kg-dry	1	02/24/12 03:05 PM
Surr: DCAA	68.4		30-150	%REC	1	02/24/12 03:05 PM
PCBS			SW8082		Prep Date: 02/23/12	Analyst: JD
Aroclor 1016	ND		0.050	mg/Kg-dry	1	02/26/12 03:13 AM
Aroclor 1221	ND		0.050	mg/Kg-dry	1	02/26/12 03:13 AM
Aroclor 1232	ND		0.050	mg/Kg-dry	1	02/26/12 03:13 AM
Aroclor 1242	ND		0.050	mg/Kg-dry	1	02/26/12 03:13 AM
Aroclor 1248	ND		0.050	mg/Kg-dry	1	02/26/12 03:13 AM
Aroclor 1254	ND		0.050	mg/Kg-dry	1	02/26/12 03:13 AM
Aroclor 1260	ND		0.050	mg/Kg-dry	1	02/26/12 03:13 AM
Surr: Decachlorobiphenyl	83.1		40-140	%REC	1	02/26/12 03:13 AM
PESTICIDES			SW8081		Prep Date: 02/23/12	Analyst: JD
4,4'-DDD	ND		0.13	mg/Kg-dry	10	02/26/12 08:51 AM
4,4'-DDE	ND		0.13	mg/Kg-dry	10	02/26/12 08:51 AM
4,4'-DDT	ND		0.13	mg/Kg-dry	10	02/26/12 08:51 AM
Aldrin	ND		0.13	mg/Kg-dry	10	02/26/12 08:51 AM
alpha-BHC	ND		0.13	mg/Kg-dry	10	02/26/12 08:51 AM
alpha-Chlordane	ND		0.13	mg/Kg-dry	10	02/26/12 08:51 AM
beta-BHC	ND		0.13	mg/Kg-dry	10	02/26/12 08:51 AM
Chlordane, Technical	ND		0.31	mg/Kg-dry	10	02/26/12 08:51 AM
delta-BHC	ND		0.13	mg/Kg-dry	10	02/26/12 08:51 AM
Dieldrin	ND		0.13	mg/Kg-dry	10	02/26/12 08:51 AM
Endosulfan I	ND		0.13	mg/Kg-dry	10	02/26/12 08:51 AM
Endosulfan II	ND		0.13	mg/Kg-dry	10	02/26/12 08:51 AM
Endosulfan sulfate	ND		0.13	mg/Kg-dry	10	02/26/12 08:51 AM
Endrin	ND		0.13	mg/Kg-dry	10	02/26/12 08:51 AM
Endrin aldehyde	ND		0.13	mg/Kg-dry	10	02/26/12 08:51 AM
Endrin ketone	ND		0.13	mg/Kg-dry	10	02/26/12 08:51 AM
gamma-BHC (Lindane)	ND		0.13	mg/Kg-dry	10	02/26/12 08:51 AM
gamma-Chlordane	ND		0.13	mg/Kg-dry	10	02/26/12 08:51 AM
Heptachlor	ND		0.13	mg/Kg-dry	10	02/26/12 08:51 AM
Heptachlor epoxide	ND		0.13	mg/Kg-dry	10	02/26/12 08:51 AM
Methoxychlor	ND		0.13	mg/Kg-dry	10	02/26/12 08:51 AM
Toxaphene	ND		0.75	mg/Kg-dry	10	02/26/12 08:51 AM
Surr: Decachlorobiphenyl	110		45-135	%REC	10	02/26/12 08:51 AM
Surr: Tetrachloro-m-xylene	80.1		45-124	%REC	10	02/26/12 08:51 AM

Note: See Qualifiers page for a list of qualifiers and their definitions.

ALS Group USA, Corp

Date: 29-Feb-12

Client: Weston Solutions, Inc

Project: 20405.016.001.17XX.00/ E Sandusky Co Dumps

Work Order: 1202544

Sample ID: RD-B01-S01-021512

Lab ID: 1202544-01

Collection Date: 02/15/12 10:05 AM

Matrix: SOIL

Analyses	Result	Qual	Report Limit	Units	Dilution Factor	Date Analyzed
MERCURY BY CVAA			SW7471		Prep Date: 02/20/12	Analyst: LR
Mercury	0.057		0.024	mg/Kg-dry	1	02/21/12 02:08 PM
METALS BY ICP-MS			SW6020A		Prep Date: 02/22/12	Analyst: RH
Aluminum	13,000		2.0	mg/Kg-dry	2	02/22/12 10:24 PM
Antimony	1.0		0.98	mg/Kg-dry	2	02/22/12 10:24 PM
Arsenic	13		0.98	mg/Kg-dry	2	02/22/12 10:24 PM
Barium	150		0.98	mg/Kg-dry	2	02/22/12 10:24 PM
Beryllium	ND		3.9	mg/Kg-dry	20	02/23/12 01:53 PM
Boron	ND		39	mg/Kg-dry	20	02/23/12 01:53 PM
Cadmium	3.7		0.39	mg/Kg-dry	2	02/22/12 10:24 PM
Calcium	22,000		98	mg/Kg-dry	2	02/22/12 10:24 PM
Chromium	29		0.98	mg/Kg-dry	2	02/22/12 10:24 PM
Cobalt	12		0.98	mg/Kg-dry	2	02/22/12 10:24 PM
Copper	65		0.98	mg/Kg-dry	2	02/22/12 10:24 PM
Iron	71,000		160	mg/Kg-dry	20	02/23/12 01:53 PM
Lead	200		0.98	mg/Kg-dry	2	02/22/12 10:24 PM
Magnesium	9,000		39	mg/Kg-dry	2	02/22/12 10:24 PM
Manganese	660		9.8	mg/Kg-dry	20	02/23/12 01:53 PM
Nickel	36		0.98	mg/Kg-dry	2	02/22/12 10:24 PM
Potassium	2,300		39	mg/Kg-dry	2	02/22/12 10:24 PM
Selenium	1.3		0.98	mg/Kg-dry	2	02/22/12 10:24 PM
Silver	ND		0.98	mg/Kg-dry	2	02/22/12 10:24 PM
Sodium	98		39	mg/Kg-dry	2	02/22/12 10:24 PM
Thallium	ND		0.98	mg/Kg-dry	2	02/22/12 10:24 PM
Vanadium	27		0.98	mg/Kg-dry	2	02/22/12 10:24 PM
Zinc	290		2.0	mg/Kg-dry	2	02/22/12 10:24 PM
SEMI-VOLATILE ORGANIC COMPOUNDS			SW8270		Prep Date: 02/20/12	Analyst: HL
1,1'-Biphenyl	ND		4.3	mg/Kg-dry	10	02/23/12 06:53 PM
2,4,5-Trichlorophenol	ND		2.1	mg/Kg-dry	10	02/23/12 06:53 PM
2,4,6-Trichlorophenol	ND		2.1	mg/Kg-dry	10	02/23/12 06:53 PM
2,4-Dichlorophenol	ND		2.1	mg/Kg-dry	10	02/23/12 06:53 PM
2,4-Dimethylphenol	ND		4.3	mg/Kg-dry	10	02/23/12 06:53 PM
2,4-Dinitrophenol	ND		8.6	mg/Kg-dry	10	02/23/12 06:53 PM
2,4-Dinitrotoluene	ND		2.1	mg/Kg-dry	10	02/23/12 06:53 PM
2,6-Dinitrotoluene	ND		2.1	mg/Kg-dry	10	02/23/12 06:53 PM
2-Chloronaphthalene	ND		1.0	mg/Kg-dry	10	02/23/12 06:53 PM
2-Chlorophenol	ND		2.1	mg/Kg-dry	10	02/23/12 06:53 PM
2-Methylnaphthalene	ND		1.0	mg/Kg-dry	10	02/23/12 06:53 PM
2-Methylphenol	ND		2.1	mg/Kg-dry	10	02/23/12 06:53 PM

Note: See Qualifiers page for a list of qualifiers and their definitions.

ALS Group USA, Corp

Date: 29-Feb-12

Client: Weston Solutions, Inc

Project: 20405.016.001.17XX.00/ E Sandusky Co Dumps

Work Order: 1202544

Sample ID: RD-B01-S01-021512

Lab ID: 1202544-01

Collection Date: 02/15/12 10:05 AM

Matrix: SOIL

Analyses	Result	Qual	Report Limit	Units	Dilution Factor	Date Analyzed
2-Nitroaniline	ND		8.6	mg/Kg-dry	10	02/23/12 06:53 PM
2-Nitrophenol	ND		2.1	mg/Kg-dry	10	02/23/12 06:53 PM
3,3'-Dichlorobenzidine	ND		8.6	mg/Kg-dry	10	02/23/12 06:53 PM
3-Nitroaniline	ND		8.6	mg/Kg-dry	10	02/23/12 06:53 PM
4,6-Dinitro-2-methylphenol	ND		4.3	mg/Kg-dry	10	02/23/12 06:53 PM
4-Bromophenyl phenyl ether	ND		2.1	mg/Kg-dry	10	02/23/12 06:53 PM
4-Chloro-3-methylphenol	ND		2.1	mg/Kg-dry	10	02/23/12 06:53 PM
4-Chloroaniline	ND		8.6	mg/Kg-dry	10	02/23/12 06:53 PM
4-Chlorophenyl phenyl ether	ND		2.1	mg/Kg-dry	10	02/23/12 06:53 PM
4-Methylphenol	ND		2.1	mg/Kg-dry	10	02/23/12 06:53 PM
4-Nitroaniline	ND <i>UJ</i>		8.6	mg/Kg-dry	10	02/23/12 06:53 PM
4-Nitrophenol	ND		8.6	mg/Kg-dry	10	02/23/12 06:53 PM
Acenaphthene	ND		0.39	mg/Kg-dry	10	02/23/12 06:53 PM
Acenaphthylene	0.47		0.39	mg/Kg-dry	10	02/23/12 06:53 PM
Acetophenone	ND		4.3	mg/Kg-dry	10	02/23/12 06:53 PM
Anthracene	0.56		0.39	mg/Kg-dry	10	02/23/12 06:53 PM
Atrazine	ND		4.3	mg/Kg-dry	10	02/23/12 06:53 PM
Benzaldehyde	ND		4.3	mg/Kg-dry	10	02/23/12 06:53 PM
Benzo(a)anthracene	2.1		0.39	mg/Kg-dry	10	02/23/12 06:53 PM
Benzo(a)pyrene	1.7		0.39	mg/Kg-dry	10	02/23/12 06:53 PM
Benzo(b)fluoranthene	2.5		0.39	mg/Kg-dry	10	02/23/12 06:53 PM
Benzo(g,h,i)perylene	0.54		0.39	mg/Kg-dry	10	02/23/12 06:53 PM
Benzo(k)fluoranthene	0.96		0.39	mg/Kg-dry	10	02/23/12 06:53 PM
Bis(2-chloroethoxy)methane	ND		2.1	mg/Kg-dry	10	02/23/12 06:53 PM
Bis(2-chloroethyl)ether	ND		2.1	mg/Kg-dry	10	02/23/12 06:53 PM
Bis(2-chloroisopropyl)ether	ND		2.1	mg/Kg-dry	10	02/23/12 06:53 PM
Bis(2-ethylhexyl)phthalate	ND		4.3	mg/Kg-dry	10	02/23/12 06:53 PM
Butyl benzyl phthalate	ND		2.1	mg/Kg-dry	10	02/23/12 06:53 PM
Caprolactam	ND		4.3	mg/Kg-dry	10	02/23/12 06:53 PM
Carbazole	ND		2.1	mg/Kg-dry	10	02/23/12 06:53 PM
Chrysene	2.1		0.39	mg/Kg-dry	10	02/23/12 06:53 PM
Dibenzo(a,h)anthracene	ND		0.39	mg/Kg-dry	10	02/23/12 06:53 PM
Dibenzofuran	ND		2.1	mg/Kg-dry	10	02/23/12 06:53 PM
Diethyl phthalate	ND		4.3	mg/Kg-dry	10	02/23/12 06:53 PM
Dimethyl phthalate	ND		4.3	mg/Kg-dry	10	02/23/12 06:53 PM
Di-n-butyl phthalate	ND		4.3	mg/Kg-dry	10	02/23/12 06:53 PM
Di-n-octyl phthalate	ND		2.1	mg/Kg-dry	10	02/23/12 06:53 PM
Fluoranthene	4.4		0.39	mg/Kg-dry	10	02/23/12 06:53 PM
Fluorene	ND		0.39	mg/Kg-dry	10	02/23/12 06:53 PM
Hexachlorobenzene	ND		2.1	mg/Kg-dry	10	02/23/12 06:53 PM

Note: See Qualifiers page for a list of qualifiers and their definitions.

24
3/13/12

ALS Group USA, Corp

Date: 29-Feb-12

Client: Weston Solutions, Inc

Project: 20405.016.001.17XX.00/ E Sandusky Co Dumps

Work Order: 1202544

Sample ID: RD-B01-S01-021512

Lab ID: 1202544-01

Collection Date: 02/15/12 10:05 AM

Matrix: SOIL

Analyses	Result	Qual	Report Limit	Units	Dilution Factor	Date Analyzed
Hexachlorobutadiene	ND		2.1	mg/Kg-dry	10	02/23/12 06:53 PM
Hexachlorocyclopentadiene	ND		4.3	mg/Kg-dry	10	02/23/12 06:53 PM
Hexachloroethane	ND		2.1	mg/Kg-dry	10	02/23/12 06:53 PM
Indeno(1,2,3-cd)pyrene	0.64		0.39	mg/Kg-dry	10	02/23/12 06:53 PM
Isophorone	ND		2.1	mg/Kg-dry	10	02/23/12 06:53 PM
Naphthalene	ND		0.39	mg/Kg-dry	10	02/23/12 06:53 PM
Nitrobenzene	ND		2.1	mg/Kg-dry	10	02/23/12 06:53 PM
N-Nitrosodi-n-propylamine	ND		2.1	mg/Kg-dry	10	02/23/12 06:53 PM
N-Nitrosodiphenylamine	ND		2.1	mg/Kg-dry	10	02/23/12 06:53 PM
Pentachlorophenol	ND		4.3	mg/Kg-dry	10	02/23/12 06:53 PM
Phenanthrene	2.1		0.39	mg/Kg-dry	10	02/23/12 06:53 PM
Phenol	ND		2.1	mg/Kg-dry	10	02/23/12 06:53 PM
Pyrene	3.7		0.39	mg/Kg-dry	10	02/23/12 06:53 PM
Surr: 2,4,6-Tribromophenol	54.2		34-140	%REC	10	02/23/12 06:53 PM
Surr: 2-Fluorobiphenyl	40.6		12-100	%REC	10	02/23/12 06:53 PM
Surr: 2-Fluorophenol	34.4		33-117	%REC	10	02/23/12 06:53 PM
Surr: 4-Terphenyl-d14	55.6		25-137	%REC	10	02/23/12 06:53 PM
Surr: Nitrobenzene-d5	33.4	S	37-107	%REC	10	02/23/12 06:53 PM
Surr: Phenol-d6	37.0	S	40-106	%REC	10	02/23/12 06:53 PM
VOLATILE ORGANIC COMPOUNDS			SW8260			Analyst: RS
1,1,1-Trichloroethane	ND		0.066	mg/Kg-dry	50	02/22/12 07:38 PM
1,1,2,2-Tetrachloroethane	ND		0.13	mg/Kg-dry	50	02/22/12 07:38 PM
1,1,2-Trichloroethane	ND		0.13	mg/Kg-dry	50	02/22/12 07:38 PM
1,1,2-Trichlorotrifluoroethane	ND		0.066	mg/Kg-dry	50	02/22/12 07:38 PM
1,1-Dichloroethane	ND		0.066	mg/Kg-dry	50	02/22/12 07:38 PM
1,1-Dichloroethene	ND		0.066	mg/Kg-dry	50	02/22/12 07:38 PM
1,2,4-Trichlorobenzene	ND		0.066	mg/Kg-dry	50	02/22/12 07:38 PM
1,2-Dibromo-3-chloropropane	ND		0.13	mg/Kg-dry	50	02/22/12 07:38 PM
1,2-Dibromoethane	ND		0.099	mg/Kg-dry	50	02/22/12 07:38 PM
1,2-Dichlorobenzene	ND		0.066	mg/Kg-dry	50	02/22/12 07:38 PM
1,2-Dichloroethane	ND		0.066	mg/Kg-dry	50	02/22/12 07:38 PM
1,2-Dichloropropane	ND		0.23	mg/Kg-dry	50	02/22/12 07:38 PM
1,3-Dichlorobenzene	ND		0.066	mg/Kg-dry	50	02/22/12 07:38 PM
1,4-Dichlorobenzene	ND		0.066	mg/Kg-dry	50	02/22/12 07:38 PM
2-Butanone	ND		0.50	mg/Kg-dry	50	02/22/12 07:38 PM
2-Hexanone	ND		0.33	mg/Kg-dry	50	02/22/12 07:38 PM
4-Methyl-2-pentanone	ND		0.33	mg/Kg-dry	50	02/22/12 07:38 PM
Acetone	ND		0.30	mg/Kg-dry	50	02/22/12 07:38 PM
Benzene	ND		0.066	mg/Kg-dry	50	02/22/12 07:38 PM
Bromodichloromethane	ND		0.099	mg/Kg-dry	50	02/22/12 07:38 PM

Note: See Qualifiers page for a list of qualifiers and their definitions.

ALS Group USA, Corp

Date: 29-Feb-12

Client: Weston Solutions, Inc

Project: 20405.016.001.17XX.00/ E Sandusky Co Dumps

Work Order: 1202544

Sample ID: RD-B01-S01-021512

Lab ID: 1202544-01

Collection Date: 02/15/12 10:05 AM

Matrix: SOIL

Analyses	Result	Qual	Report Limit	Units	Dilution Factor	Date Analyzed
Bromoform	ND		0.066	mg/Kg-dry	50	02/22/12 07:38 PM
Bromomethane	ND		0.099	mg/Kg-dry	50	02/22/12 07:38 PM
Carbon disulfide	ND		0.099	mg/Kg-dry	50	02/22/12 07:38 PM
Carbon tetrachloride	ND		0.066	mg/Kg-dry	50	02/22/12 07:38 PM
Chlorobenzene	ND		0.099	mg/Kg-dry	50	02/22/12 07:38 PM
Chloroethane	ND		0.20	mg/Kg-dry	50	02/22/12 07:38 PM
Chloroform	ND		0.066	mg/Kg-dry	50	02/22/12 07:38 PM
Chloromethane	ND		0.20	mg/Kg-dry	50	02/22/12 07:38 PM
cis-1,2-Dichloroethene	ND		0.13	mg/Kg-dry	50	02/22/12 07:38 PM
cis-1,3-Dichloropropene	ND		0.066	mg/Kg-dry	50	02/22/12 07:38 PM
Cyclohexane	ND		0.066	mg/Kg-dry	50	02/22/12 07:38 PM
Dibromochloromethane	ND		0.13	mg/Kg-dry	50	02/22/12 07:38 PM
Dichlorodifluoromethane	ND		0.066	mg/Kg-dry	50	02/22/12 07:38 PM
Ethylbenzene	ND		0.13	mg/Kg-dry	50	02/22/12 07:38 PM
Isopropylbenzene	ND		0.066	mg/Kg-dry	50	02/22/12 07:38 PM
Methyl acetate	ND		0.79	mg/Kg-dry	50	02/22/12 07:38 PM
Methyl tert-butyl ether	ND		0.099	mg/Kg-dry	50	02/22/12 07:38 PM
Methylcyclohexane	ND		1.3	mg/Kg-dry	50	02/22/12 07:38 PM
Methylene chloride	ND		0.13	mg/Kg-dry	50	02/22/12 07:38 PM
Styrene	ND		0.099	mg/Kg-dry	50	02/22/12 07:38 PM
Tetrachloroethene	ND		0.066	mg/Kg-dry	50	02/22/12 07:38 PM
Toluene	ND		0.099	mg/Kg-dry	50	02/22/12 07:38 PM
trans-1,2-Dichloroethene	ND		0.066	mg/Kg-dry	50	02/22/12 07:38 PM
trans-1,3-Dichloropropene	ND		0.099	mg/Kg-dry	50	02/22/12 07:38 PM
Trichloroethene	ND		0.066	mg/Kg-dry	50	02/22/12 07:38 PM
Trichlorofluoromethane	ND		0.066	mg/Kg-dry	50	02/22/12 07:38 PM
Vinyl chloride	ND		0.13	mg/Kg-dry	50	02/22/12 07:38 PM
Xylenes, Total	ND		0.20	mg/Kg-dry	50	02/22/12 07:38 PM
<i>Surr: 1,2-Dichloroethane-d4</i>	108		70-120	%REC	50	02/22/12 07:38 PM
<i>Surr: 4-Bromofluorobenzene</i>	93.2		75-120	%REC	50	02/22/12 07:38 PM
<i>Surr: Dibromofluoromethane</i>	96.4		85-115	%REC	50	02/22/12 07:38 PM
<i>Surr: Toluene-d8</i>	103		85-115	%REC	50	02/22/12 07:38 PM
CHROMIUM, HEXAVALENT			SW7196A		Prep Date: 02/20/12	Analyst: MB
Chromium, Hexavalent	ND		0.65	mg/Kg-dry	1	02/23/12 12:01 PM
MOISTURE			A2540 G			Analyst: CG
Moisture	24		0.050	% of sample	1	02/20/12 01:42 PM

Note: See Qualifiers page for a list of qualifiers and their definitions.

ALS Group USA, Corp

Date: 29-Feb-12

Client: Weston Solutions, Inc
Project: 20405.016.001.17XX.00/ E Sandusky Co Dumps
Sample ID: RD-B01-S02-021512
Collection Date: 02/15/12 10:10 AM

Work Order: 1202544
Lab ID: 1202544-02
Matrix: SOIL

Analyses	Result	Qual	Report Limit	Units	Dilution Factor	Date Analyzed
HERBICIDES			SW8151		Prep Date: 02/22/12	Analyst: JD
2,4,5-T	ND		0.0062	mg/Kg-dry	1	02/24/12 03:05 PM
2,4,5-TP (Silvex)	ND		0.012	mg/Kg-dry	1	02/24/12 03:05 PM
2,4-D	ND		0.0062	mg/Kg-dry	1	02/24/12 03:05 PM
Surr: DCAA	89.0		30-150	%REC	1	02/24/12 03:05 PM
PCBS			SW8082		Prep Date: 02/23/12	Analyst: JD
Aroclor 1016	ND		0.049	mg/Kg-dry	1	02/26/12 03:33 AM
Aroclor 1221	ND		0.049	mg/Kg-dry	1	02/26/12 03:33 AM
Aroclor 1232	ND		0.049	mg/Kg-dry	1	02/26/12 03:33 AM
Aroclor 1242	ND		0.049	mg/Kg-dry	1	02/26/12 03:33 AM
Aroclor 1248	ND		0.049	mg/Kg-dry	1	02/26/12 03:33 AM
Aroclor 1254	ND		0.049	mg/Kg-dry	1	02/26/12 03:33 AM
Aroclor 1260	ND		0.049	mg/Kg-dry	1	02/26/12 03:33 AM
Surr: Decachlorobiphenyl	87.1		40-140	%REC	1	02/26/12 03:33 AM
PESTICIDES			SW8081		Prep Date: 02/23/12	Analyst: JD
4,4'-DDD	ND		0.024	mg/Kg-dry	2	02/26/12 09:06 AM
4,4'-DDE	ND		0.024	mg/Kg-dry	2	02/26/12 09:06 AM
4,4'-DDT	ND		0.024	mg/Kg-dry	2	02/26/12 09:06 AM
Aldrin	ND		0.024	mg/Kg-dry	2	02/26/12 09:06 AM
alpha-BHC	ND		0.024	mg/Kg-dry	2	02/26/12 09:06 AM
alpha-Chlordane	ND		0.024	mg/Kg-dry	2	02/26/12 09:06 AM
beta-BHC	ND		0.024	mg/Kg-dry	2	02/26/12 09:06 AM
Chlordane, Technical	ND		0.061	mg/Kg-dry	2	02/26/12 09:06 AM
delta-BHC	ND		0.024	mg/Kg-dry	2	02/26/12 09:06 AM
Dieldrin	ND		0.024	mg/Kg-dry	2	02/26/12 09:06 AM
Endosulfan I	ND		0.024	mg/Kg-dry	2	02/26/12 09:06 AM
Endosulfan II	ND		0.024	mg/Kg-dry	2	02/26/12 09:06 AM
Endosulfan sulfate	ND		0.024	mg/Kg-dry	2	02/26/12 09:06 AM
Endrin	ND		0.024	mg/Kg-dry	2	02/26/12 09:06 AM
Endrin aldehyde	ND		0.024	mg/Kg-dry	2	02/26/12 09:06 AM
Endrin ketone	ND		0.024	mg/Kg-dry	2	02/26/12 09:06 AM
gamma-BHC (Lindane)	ND		0.024	mg/Kg-dry	2	02/26/12 09:06 AM
gamma-Chlordane	ND		0.024	mg/Kg-dry	2	02/26/12 09:06 AM
Heptachlor	ND		0.024	mg/Kg-dry	2	02/26/12 09:06 AM
Heptachlor epoxide	ND		0.024	mg/Kg-dry	2	02/26/12 09:06 AM
Methoxychlor	ND		0.024	mg/Kg-dry	2	02/26/12 09:06 AM
Toxaphene	ND		0.15	mg/Kg-dry	2	02/26/12 09:06 AM
Surr: Decachlorobiphenyl	72.1		45-135	%REC	2	02/26/12 09:06 AM
Surr: Tetrachloro-m-xylene	78.1		45-124	%REC	2	02/26/12 09:06 AM

Note: See Qualifiers page for a list of qualifiers and their definitions.

ALS Group USA, Corp

Date: 29-Feb-12

Client: Weston Solutions, Inc

Project: 20405.016.001.17XX.00/ E Sandusky Co Dumps

Work Order: 1202544

Sample ID: RD-B01-S02-021512

Lab ID: 1202544-02

Collection Date: 02/15/12 10:10 AM

Matrix: SOIL

Analyses	Result	Qual	Report Limit	Units	Dilution Factor	Date Analyzed
MERCURY BY CVAA						
Mercury	ND		SW7471 0.021	mg/Kg-dry	Prep Date: 02/20/12 1	Analyst: LR 02/21/12 02:10 PM
METALS BY ICP-MS						
Aluminum	14,000		SW6020A 19	mg/Kg-dry	Prep Date: 02/22/12 20	Analyst: RH 02/23/12 03:08 PM
Antimony	ND		0.95	mg/Kg-dry	2	02/22/12 10:54 PM
Arsenic	8.1		0.95	mg/Kg-dry	2	02/22/12 10:54 PM
Barium	89		0.95	mg/Kg-dry	2	02/22/12 10:54 PM
Beryllium	ND		3.8	mg/Kg-dry	20	02/23/12 03:08 PM
Boron	ND		38	mg/Kg-dry	20	02/23/12 03:08 PM
Cadmium	0.87		0.38	mg/Kg-dry	2	02/22/12 10:54 PM
Calcium	45,000		950	mg/Kg-dry	20	02/23/12 03:08 PM
Chromium	19		0.95	mg/Kg-dry	2	02/22/12 10:54 PM
Cobalt	8.9		0.95	mg/Kg-dry	2	02/22/12 10:54 PM
Copper	24		0.95	mg/Kg-dry	2	02/22/12 10:54 PM
Iron	27,000		15	mg/Kg-dry	2	02/22/12 10:54 PM
Lead	15		0.95	mg/Kg-dry	2	02/22/12 10:54 PM
Magnesium	12,000		38	mg/Kg-dry	2	02/22/12 10:54 PM
Manganese	500		9.5	mg/Kg-dry	20	02/23/12 03:08 PM
Nickel	25		0.95	mg/Kg-dry	2	02/22/12 10:54 PM
Potassium	2,200		38	mg/Kg-dry	2	02/22/12 10:54 PM
Selenium	1.4		0.95	mg/Kg-dry	2	02/22/12 10:54 PM
Silver	ND		0.95	mg/Kg-dry	2	02/22/12 10:54 PM
Sodium	120		38	mg/Kg-dry	2	02/22/12 10:54 PM
Thallium	ND		0.95	mg/Kg-dry	2	02/22/12 10:54 PM
Vanadium	27		0.95	mg/Kg-dry	2	02/22/12 10:54 PM
Zinc	72		1.9	mg/Kg-dry	2	02/22/12 10:54 PM
SEMI-VOLATILE ORGANIC COMPOUNDS						
1,1'-Biphenyl	ND		SW8270 0.41	mg/Kg-dry	Prep Date: 02/20/12 1	Analyst: HL 02/25/12 08:42 AM
2,4,5-Trichlorophenol	ND		0.20	mg/Kg-dry	1	02/25/12 08:42 AM
2,4,6-Trichlorophenol	ND		0.20	mg/Kg-dry	1	02/25/12 08:42 AM
2,4-Dichlorophenol	ND		0.20	mg/Kg-dry	1	02/25/12 08:42 AM
2,4-Dimethylphenol	ND		0.41	mg/Kg-dry	1	02/25/12 08:42 AM
2,4-Dinitrophenol	ND		0.82	mg/Kg-dry	1	02/25/12 08:42 AM
2,4-Dinitrotoluene	ND		0.20	mg/Kg-dry	1	02/25/12 08:42 AM
2,6-Dinitrotoluene	ND		0.20	mg/Kg-dry	1	02/25/12 08:42 AM
2-Chloronaphthalene	ND		0.099	mg/Kg-dry	1	02/25/12 08:42 AM
2-Chlorophenol	ND		0.20	mg/Kg-dry	1	02/25/12 08:42 AM
2-Methylnaphthalene	ND		0.099	mg/Kg-dry	1	02/25/12 08:42 AM
2-Methylphenol	ND		0.20	mg/Kg-dry	1	02/25/12 08:42 AM

Note: See Qualifiers page for a list of qualifiers and their definitions.

ALS Group USA, Corp

Date: 29-Feb-12

Client: Weston Solutions, Inc

Project: 20405.016.001.17XX.00/ E Sandusky Co Dumps

Work Order: 1202544

Sample ID: RD-B01-S02-021512

Lab ID: 1202544-02

Collection Date: 02/15/12 10:10 AM

Matrix: SOIL

Analyses	Result	Qual	Report Limit	Units	Dilution Factor	Date Analyzed
2-Nitroaniline	ND		0.82	mg/Kg-dry	1	02/25/12 08:42 AM
2-Nitrophenol	ND		0.20	mg/Kg-dry	1	02/25/12 08:42 AM
3,3'-Dichlorobenzidine	ND		0.82	mg/Kg-dry	1	02/25/12 08:42 AM
3-Nitroaniline	ND		0.82	mg/Kg-dry	1	02/25/12 08:42 AM
4,6-Dinitro-2-methylphenol	ND		0.41	mg/Kg-dry	1	02/25/12 08:42 AM
4-Bromophenyl phenyl ether	ND		0.20	mg/Kg-dry	1	02/25/12 08:42 AM
4-Chloro-3-methylphenol	ND		0.20	mg/Kg-dry	1	02/25/12 08:42 AM
4-Chloroaniline	ND		0.82	mg/Kg-dry	1	02/25/12 08:42 AM
4-Chlorophenyl phenyl ether	ND		0.20	mg/Kg-dry	1	02/25/12 08:42 AM
4-Methylphenol	ND		0.20	mg/Kg-dry	1	02/25/12 08:42 AM
4-Nitroaniline	ND	UJ	0.82	mg/Kg-dry	1	02/25/12 08:42 AM
4-Nitrophenol	ND		0.82	mg/Kg-dry	1	02/25/12 08:42 AM
Acenaphthene	ND		0.037	mg/Kg-dry	1	02/25/12 08:42 AM
Acenaphthylene	ND		0.037	mg/Kg-dry	1	02/25/12 08:42 AM
Acetophenone	ND		0.41	mg/Kg-dry	1	02/25/12 08:42 AM
Anthracene	ND		0.037	mg/Kg-dry	1	02/25/12 08:42 AM
Atrazine	ND		0.41	mg/Kg-dry	1	02/25/12 08:42 AM
Benzaldehyde	ND		0.41	mg/Kg-dry	1	02/25/12 08:42 AM
Benzo(a)anthracene	ND		0.037	mg/Kg-dry	1	02/25/12 08:42 AM
Benzo(a)pyrene	ND		0.037	mg/Kg-dry	1	02/25/12 08:42 AM
Benzo(b)fluoranthene	ND		0.037	mg/Kg-dry	1	02/25/12 08:42 AM
Benzo(g,h,i)perylene	ND		0.037	mg/Kg-dry	1	02/25/12 08:42 AM
Benzo(k)fluoranthene	ND		0.037	mg/Kg-dry	1	02/25/12 08:42 AM
Bis(2-chloroethoxy)methane	ND		0.20	mg/Kg-dry	1	02/25/12 08:42 AM
Bis(2-chloroethyl)ether	ND		0.20	mg/Kg-dry	1	02/25/12 08:42 AM
Bis(2-chloroisopropyl)ether	ND		0.20	mg/Kg-dry	1	02/25/12 08:42 AM
Bis(2-ethylhexyl)phthalate	ND		0.41	mg/Kg-dry	1	02/25/12 08:42 AM
Butyl benzyl phthalate	ND		0.20	mg/Kg-dry	1	02/25/12 08:42 AM
Caprolactam	ND		0.41	mg/Kg-dry	1	02/25/12 08:42 AM
Carbazole	ND		0.20	mg/Kg-dry	1	02/25/12 08:42 AM
Chrysene	ND		0.037	mg/Kg-dry	1	02/25/12 08:42 AM
Dibenzo(a,h)anthracene	ND		0.037	mg/Kg-dry	1	02/25/12 08:42 AM
Dibenzofuran	ND		0.20	mg/Kg-dry	1	02/25/12 08:42 AM
Diethyl phthalate	ND		0.41	mg/Kg-dry	1	02/25/12 08:42 AM
Dimethyl phthalate	ND		0.41	mg/Kg-dry	1	02/25/12 08:42 AM
Di-n-butyl phthalate	ND		0.41	mg/Kg-dry	1	02/25/12 08:42 AM
Di-n-octyl phthalate	ND		0.20	mg/Kg-dry	1	02/25/12 08:42 AM
Fluoranthene	ND		0.037	mg/Kg-dry	1	02/25/12 08:42 AM
Fluorene	ND		0.037	mg/Kg-dry	1	02/25/12 08:42 AM
Hexachlorobenzene	ND		0.20	mg/Kg-dry	1	02/25/12 08:42 AM

Note: See Qualifiers page for a list of qualifiers and their definitions.

20
3/13/12

ALS Group USA, Corp

Date: 29-Feb-12

Client: Weston Solutions, Inc

Project: 20405.016.001.17XX.00/ E Sandusky Co Dumps

Work Order: 1202544

Sample ID: RD-B01-S02-021512

Lab ID: 1202544-02

Collection Date: 02/15/12 10:10 AM

Matrix: SOIL

Analyses	Result	Qual	Report Limit	Units	Dilution Factor	Date Analyzed
Hexachlorobutadiene	ND		0.20	mg/Kg-dry	1	02/25/12 08:42 AM
Hexachlorocyclopentadiene	ND		0.41	mg/Kg-dry	1	02/25/12 08:42 AM
Hexachloroethane	ND		0.20	mg/Kg-dry	1	02/25/12 08:42 AM
Indeno(1,2,3-cd)pyrene	ND		0.037	mg/Kg-dry	1	02/25/12 08:42 AM
Isophorone	ND		0.20	mg/Kg-dry	1	02/25/12 08:42 AM
Naphthalene	ND		0.037	mg/Kg-dry	1	02/25/12 08:42 AM
Nitrobenzene	ND		0.20	mg/Kg-dry	1	02/25/12 08:42 AM
N-Nitrosodi-n-propylamine	ND		0.20	mg/Kg-dry	1	02/25/12 08:42 AM
N-Nitrosodiphenylamine	ND		0.20	mg/Kg-dry	1	02/25/12 08:42 AM
Pentachlorophenol	ND		0.41	mg/Kg-dry	1	02/25/12 08:42 AM
Phenanthrene	ND		0.037	mg/Kg-dry	1	02/25/12 08:42 AM
Phenol	ND		0.20	mg/Kg-dry	1	02/25/12 08:42 AM
Pyrene	ND		0.037	mg/Kg-dry	1	02/25/12 08:42 AM
Surr: 2,4,6-Tribromophenol	79.7		34-140	%REC	1	02/25/12 08:42 AM
Surr: 2-Fluorobiphenyl	65.5		12-100	%REC	1	02/25/12 08:42 AM
Surr: 2-Fluorophenol	79.9		33-117	%REC	1	02/25/12 08:42 AM
Surr: 4-Terphenyl-d14	77.7		25-137	%REC	1	02/25/12 08:42 AM
Surr: Nitrobenzene-d5	68.6		37-107	%REC	1	02/25/12 08:42 AM
Surr: Phenol-d6	77.6		40-106	%REC	1	02/25/12 08:42 AM

VOLATILE ORGANIC COMPOUNDS

SW8260

Analyst: RS

1,1,1-Trichloroethane	ND		0.063	mg/Kg-dry	50	02/22/12 08:03 PM
1,1,2,2-Tetrachloroethane	ND		0.13	mg/Kg-dry	50	02/22/12 08:03 PM
1,1,2-Trichloroethane	ND		0.13	mg/Kg-dry	50	02/22/12 08:03 PM
1,1,2-Trichlorotrifluoroethane	ND		0.063	mg/Kg-dry	50	02/22/12 08:03 PM
1,1-Dichloroethane	ND		0.063	mg/Kg-dry	50	02/22/12 08:03 PM
1,1-Dichloroethene	ND		0.063	mg/Kg-dry	50	02/22/12 08:03 PM
1,2,4-Trichlorobenzene	ND		0.063	mg/Kg-dry	50	02/22/12 08:03 PM
1,2-Dibromo-3-chloropropane	ND		0.13	mg/Kg-dry	50	02/22/12 08:03 PM
1,2-Dibromoethane	ND		0.094	mg/Kg-dry	50	02/22/12 08:03 PM
1,2-Dichlorobenzene	ND		0.063	mg/Kg-dry	50	02/22/12 08:03 PM
1,2-Dichloroethane	ND		0.063	mg/Kg-dry	50	02/22/12 08:03 PM
1,2-Dichloropropane	ND		0.22	mg/Kg-dry	50	02/22/12 08:03 PM
1,3-Dichlorobenzene	ND		0.063	mg/Kg-dry	50	02/22/12 08:03 PM
1,4-Dichlorobenzene	ND		0.063	mg/Kg-dry	50	02/22/12 08:03 PM
2-Butanone	ND		0.47	mg/Kg-dry	50	02/22/12 08:03 PM
2-Hexanone	ND		0.31	mg/Kg-dry	50	02/22/12 08:03 PM
4-Methyl-2-pentanone	ND		0.31	mg/Kg-dry	50	02/22/12 08:03 PM
Acetone	ND		0.28	mg/Kg-dry	50	02/22/12 08:03 PM
Benzene	ND		0.063	mg/Kg-dry	50	02/22/12 08:03 PM
Bromodichloromethane	ND		0.094	mg/Kg-dry	50	02/22/12 08:03 PM

Note: See Qualifiers page for a list of qualifiers and their definitions.

ALS Group USA, Corp

Date: 29-Feb-12

Client: Weston Solutions, Inc
 Project: 20405.016.001.17XX.00/ E Sandusky Co Dumps
 Sample ID: RD-B01-S02-021512
 Collection Date: 02/15/12 10:10 AM

Work Order: 1202544
 Lab ID: 1202544-02
 Matrix: SOIL

Analyses	Result	Qual	Report Limit	Units	Dilution Factor	Date Analyzed
Bromoform	ND		0.063	mg/Kg-dry	50	02/22/12 08:03 PM
Bromomethane	ND		0.094	mg/Kg-dry	50	02/22/12 08:03 PM
Carbon disulfide	ND		0.094	mg/Kg-dry	50	02/22/12 08:03 PM
Carbon tetrachloride	ND		0.063	mg/Kg-dry	50	02/22/12 08:03 PM
Chlorobenzene	ND		0.094	mg/Kg-dry	50	02/22/12 08:03 PM
Chloroethane	ND		0.19	mg/Kg-dry	50	02/22/12 08:03 PM
Chloroform	ND		0.063	mg/Kg-dry	50	02/22/12 08:03 PM
Chloromethane	ND		0.19	mg/Kg-dry	50	02/22/12 08:03 PM
cis-1,2-Dichloroethene	ND		0.13	mg/Kg-dry	50	02/22/12 08:03 PM
cis-1,3-Dichloropropene	ND		0.063	mg/Kg-dry	50	02/22/12 08:03 PM
Cyclohexane	ND		0.063	mg/Kg-dry	50	02/22/12 08:03 PM
Dibromochloromethane	ND		0.13	mg/Kg-dry	50	02/22/12 08:03 PM
Dichlorodifluoromethane	ND		0.063	mg/Kg-dry	50	02/22/12 08:03 PM
Ethylbenzene	ND		0.13	mg/Kg-dry	50	02/22/12 08:03 PM
Isopropylbenzene	ND		0.063	mg/Kg-dry	50	02/22/12 08:03 PM
Methyl acetate	ND		0.50	mg/Kg-dry	50	02/22/12 08:03 PM
Methyl tert-butyl ether	ND		0.094	mg/Kg-dry	50	02/22/12 08:03 PM
Methylcyclohexane	ND		1.3	mg/Kg-dry	50	02/22/12 08:03 PM
Methylene chloride	ND		0.13	mg/Kg-dry	50	02/22/12 08:03 PM
Styrene	ND		0.094	mg/Kg-dry	50	02/22/12 08:03 PM
Tetrachloroethene	ND		0.063	mg/Kg-dry	50	02/22/12 08:03 PM
Toluene	ND		0.094	mg/Kg-dry	50	02/22/12 08:03 PM
trans-1,2-Dichloroethene	ND		0.063	mg/Kg-dry	50	02/22/12 08:03 PM
trans-1,3-Dichloropropene	ND		0.094	mg/Kg-dry	50	02/22/12 08:03 PM
Trichloroethene	ND		0.063	mg/Kg-dry	50	02/22/12 08:03 PM
Trichlorofluoromethane	ND		0.063	mg/Kg-dry	50	02/22/12 08:03 PM
Vinyl chloride	ND		0.13	mg/Kg-dry	50	02/22/12 08:03 PM
Xylenes, Total	ND		0.19	mg/Kg-dry	50	02/22/12 08:03 PM
Surr: 1,2-Dichloroethane-d4	107		70-120	%REC	50	02/22/12 08:03 PM
Surr: 4-Bromofluorobenzene	92.6		75-120	%REC	50	02/22/12 08:03 PM
Surr: Dibromofluoromethane	94.2		85-115	%REC	50	02/22/12 08:03 PM
Surr: Toluene-d8	103		85-115	%REC	50	02/22/12 08:03 PM

CHROMIUM, HEXAVALENT

Chromium, Hexavalent ND 0.63 mg/Kg-dry 1 Prep Date: 02/20/12 Analyst: MB 02/23/12 12:01 PM

MOISTURE

Moisture 20 0.050 % of sample 1 Analyst: CG 02/20/12 01:42 PM

Note: See Qualifiers page for a list of qualifiers and their definitions.

ALS Group USA, Corp

Date: 29-Feb-12

Client: Weston Solutions, Inc

Project: 20405.016.001.17XX.00/ E Sandusky Co Dumps

Work Order: 1202544

Sample ID: RD-B02-S01-021512

Lab ID: 1202544-03

Collection Date: 02/15/12 10:30 AM

Matrix: SOIL

Analyses	Result	Qual	Report Limit	Units	Dilution Factor	Date Analyzed
HERBICIDES			SW8151		Prep Date: 02/22/12	Analyst: JD
2,4,5-T	ND		0.0063	mg/Kg-dry	1	02/24/12 03:05 PM
2,4,5-TP (Silvex)	ND		0.013	mg/Kg-dry	1	02/24/12 03:05 PM
2,4-D	ND		0.0063	mg/Kg-dry	1	02/24/12 03:05 PM
Surr: DCAA	82.2		30-150	%REC	1	02/24/12 03:05 PM
PCBS			SW8082		Prep Date: 02/23/12	Analyst: JD
Aroclor 1016	ND		0.049	mg/Kg-dry	1	02/26/12 03:53 AM
Aroclor 1221	ND		0.049	mg/Kg-dry	1	02/26/12 03:53 AM
Aroclor 1232	ND		0.049	mg/Kg-dry	1	02/26/12 03:53 AM
Aroclor 1242	ND		0.049	mg/Kg-dry	1	02/26/12 03:53 AM
Aroclor 1248	ND		0.049	mg/Kg-dry	1	02/26/12 03:53 AM
Aroclor 1254	ND		0.049	mg/Kg-dry	1	02/26/12 03:53 AM
Aroclor 1260	ND		0.049	mg/Kg-dry	1	02/26/12 03:53 AM
Surr: Decachlorobiphenyl	88.1		40-140	%REC	1	02/26/12 03:53 AM
PESTICIDES			SW8081		Prep Date: 02/23/12	Analyst: JD
4,4'-DDD	ND		0.061	mg/Kg-dry	5	02/26/12 09:21 AM
4,4'-DDE	ND		0.061	mg/Kg-dry	5	02/26/12 09:21 AM
4,4'-DDT	0.081		0.061	mg/Kg-dry	5	02/26/12 09:21 AM
Aldrin	ND		0.061	mg/Kg-dry	5	02/26/12 09:21 AM
alpha-BHC	ND		0.061	mg/Kg-dry	5	02/26/12 09:21 AM
alpha-Chlordane	ND		0.061	mg/Kg-dry	5	02/26/12 09:21 AM
beta-BHC	ND		0.061	mg/Kg-dry	5	02/26/12 09:21 AM
Chlordane, Technical	ND		0.15	mg/Kg-dry	5	02/26/12 09:21 AM
delta-BHC	ND		0.061	mg/Kg-dry	5	02/26/12 09:21 AM
Dieldrin	ND		0.061	mg/Kg-dry	5	02/26/12 09:21 AM
Endosulfan I	ND		0.061	mg/Kg-dry	5	02/26/12 09:21 AM
Endosulfan II	ND		0.061	mg/Kg-dry	5	02/26/12 09:21 AM
Endosulfan sulfate	ND		0.061	mg/Kg-dry	5	02/26/12 09:21 AM
Endrin	ND		0.061	mg/Kg-dry	5	02/26/12 09:21 AM
Endrin aldehyde	ND		0.061	mg/Kg-dry	5	02/26/12 09:21 AM
Endrin ketone	ND		0.061	mg/Kg-dry	5	02/26/12 09:21 AM
gamma-BHC (Lindane)	ND		0.061	mg/Kg-dry	5	02/26/12 09:21 AM
gamma-Chlordane	ND		0.061	mg/Kg-dry	5	02/26/12 09:21 AM
Heptachlor	ND		0.061	mg/Kg-dry	5	02/26/12 09:21 AM
Heptachlor epoxide	ND		0.061	mg/Kg-dry	5	02/26/12 09:21 AM
Methoxychlor	ND		0.061	mg/Kg-dry	5	02/26/12 09:21 AM
Toxaphene	ND		0.37	mg/Kg-dry	5	02/26/12 09:21 AM
Surr: Decachlorobiphenyl	100		45-135	%REC	5	02/26/12 09:21 AM
Surr: Tetrachloro-m-xylene	80.1		45-124	%REC	5	02/26/12 09:21 AM

Note: See Qualifiers page for a list of qualifiers and their definitions.

ALS Group USA, Corp

Date: 29-Feb-12

Client: Weston Solutions, Inc

Project: 20405.016.001.17XX.00/ E Sandusky Co Dumps

Work Order: 1202544

Sample ID: RD-B02-S01-021512

Lab ID: 1202544-03

Collection Date: 02/15/12 10:30 AM

Matrix: SOIL

Analyses	Result	Qual	Report Limit	Units	Dilution Factor	Date Analyzed
MERCURY BY CVAA			SW7471		Prep Date: 02/20/12	Analyst: LR
Mercury	0.060		0.024	mg/Kg-dry	1	02/21/12 02:13 PM
METALS BY ICP-MS			SW6020A		Prep Date: 02/22/12	Analyst: RH
Aluminum	10,000		20	mg/Kg-dry	20	02/23/12 03:14 PM
Antimony	ND		0.99	mg/Kg-dry	2	02/22/12 11:00 PM
Arsenic	6.8		0.99	mg/Kg-dry	2	02/22/12 11:00 PM
Barium	150		0.99	mg/Kg-dry	2	02/22/12 11:00 PM
Beryllium	ND		4.0	mg/Kg-dry	20	02/23/12 03:14 PM
Boron	ND		40	mg/Kg-dry	20	02/23/12 03:14 PM
Cadmium	2.6		0.40	mg/Kg-dry	2	02/22/12 11:00 PM
Calcium	9,900		99	mg/Kg-dry	2	02/22/12 11:00 PM
Chromium	18		0.99	mg/Kg-dry	2	02/22/12 11:00 PM
Cobalt	7.7		0.99	mg/Kg-dry	2	02/22/12 11:00 PM
Copper	27		0.99	mg/Kg-dry	2	02/22/12 11:00 PM
Iron	25,000		16	mg/Kg-dry	2	02/22/12 11:00 PM
Lead	150		0.99	mg/Kg-dry	2	02/22/12 11:00 PM
Magnesium	4,800		40	mg/Kg-dry	2	02/22/12 11:00 PM
Manganese	310		0.99	mg/Kg-dry	2	02/22/12 11:00 PM
Nickel	18		0.99	mg/Kg-dry	2	02/22/12 11:00 PM
Potassium	2,100		40	mg/Kg-dry	2	02/22/12 11:00 PM
Selenium	1.2		0.99	mg/Kg-dry	2	02/22/12 11:00 PM
Silver	ND		0.99	mg/Kg-dry	2	02/22/12 11:00 PM
Sodium	67		40	mg/Kg-dry	2	02/22/12 11:00 PM
Thallium	ND		0.99	mg/Kg-dry	2	02/22/12 11:00 PM
Vanadium	23		0.99	mg/Kg-dry	2	02/22/12 11:00 PM
Zinc	550		20	mg/Kg-dry	20	02/23/12 03:14 PM
SEMI-VOLATILE ORGANIC COMPOUNDS			SW8270		Prep Date: 02/20/12	Analyst: HL
1,1'-Biphenyl	ND		0.42	mg/Kg-dry	1	02/25/12 04:13 PM
2,4,5-Trichlorophenol	ND		0.20	mg/Kg-dry	1	02/25/12 04:13 PM
2,4,6-Trichlorophenol	ND		0.20	mg/Kg-dry	1	02/25/12 04:13 PM
2,4-Dichlorophenol	ND		0.20	mg/Kg-dry	1	02/25/12 04:13 PM
2,4-Dimethylphenol	ND		0.42	mg/Kg-dry	1	02/25/12 04:13 PM
2,4-Dinitrophenol	ND		0.83	mg/Kg-dry	1	02/25/12 04:13 PM
2,4-Dinitrotoluene	ND		0.20	mg/Kg-dry	1	02/25/12 04:13 PM
2,6-Dinitrotoluene	ND		0.20	mg/Kg-dry	1	02/25/12 04:13 PM
2-Chloronaphthalene	ND		0.10	mg/Kg-dry	1	02/25/12 04:13 PM
2-Chlorophenol	ND		0.20	mg/Kg-dry	1	02/25/12 04:13 PM
2-Methylnaphthalene	ND		0.10	mg/Kg-dry	1	02/25/12 04:13 PM
2-Methylphenol	ND		0.20	mg/Kg-dry	1	02/25/12 04:13 PM

Note: See Qualifiers page for a list of qualifiers and their definitions.

ALS Group USA, Corp

Date: 29-Feb-12

Client: Weston Solutions, Inc

Project: 20405.016.001.17XX.00/ E Sandusky Co Dumps

Work Order: 1202544

Sample ID: RD-B02-S01-021512

Lab ID: 1202544-03

Collection Date: 02/15/12 10:30 AM

Matrix: SOIL

Analyses	Result	Qual	Report Limit	Units	Dilution Factor	Date Analyzed
2-Nitroaniline	ND		0.83	mg/Kg-dry	1	02/25/12 04:13 PM
2-Nitrophenol	ND		0.20	mg/Kg-dry	1	02/25/12 04:13 PM
3,3'-Dichlorobenzidine	ND		0.83	mg/Kg-dry	1	02/25/12 04:13 PM
3-Nitroaniline	ND		0.83	mg/Kg-dry	1	02/25/12 04:13 PM
4,6-Dinitro-2-methylphenol	ND		0.42	mg/Kg-dry	1	02/25/12 04:13 PM
4-Bromophenyl phenyl ether	ND		0.20	mg/Kg-dry	1	02/25/12 04:13 PM
4-Chloro-3-methylphenol	ND		0.20	mg/Kg-dry	1	02/25/12 04:13 PM
4-Chloroaniline	ND		0.83	mg/Kg-dry	1	02/25/12 04:13 PM
4-Chlorophenyl phenyl ether	ND		0.20	mg/Kg-dry	1	02/25/12 04:13 PM
4-Methylphenol	ND		0.20	mg/Kg-dry	1	02/25/12 04:13 PM
4-Nitroaniline	ND	WJ	0.83	mg/Kg-dry	1	02/25/12 04:13 PM
4-Nitrophenol	ND		0.83	mg/Kg-dry	1	02/25/12 04:13 PM
Acenaphthene	ND		0.038	mg/Kg-dry	1	02/25/12 04:13 PM
Acenaphthylene	0.046		0.038	mg/Kg-dry	1	02/25/12 04:13 PM
Acetophenone	ND		0.42	mg/Kg-dry	1	02/25/12 04:13 PM
Anthracene	0.066		0.038	mg/Kg-dry	1	02/25/12 04:13 PM
Atrazine	ND		0.42	mg/Kg-dry	1	02/25/12 04:13 PM
Benzaldehyde	ND		0.42	mg/Kg-dry	1	02/25/12 04:13 PM
Benzo(a)anthracene	0.31		0.038	mg/Kg-dry	1	02/25/12 04:13 PM
Benzo(a)pyrene	0.33		0.038	mg/Kg-dry	1	02/25/12 04:13 PM
Benzo(b)fluoranthene	0.53		0.038	mg/Kg-dry	1	02/25/12 04:13 PM
Benzo(g,h,i)perylene	0.13		0.038	mg/Kg-dry	1	02/25/12 04:13 PM
Benzo(k)fluoranthene	0.13		0.038	mg/Kg-dry	1	02/25/12 04:13 PM
Bis(2-chloroethoxy)methane	ND		0.20	mg/Kg-dry	1	02/25/12 04:13 PM
Bis(2-chloroethyl)ether	ND		0.20	mg/Kg-dry	1	02/25/12 04:13 PM
Bis(2-chloroisopropyl)ether	ND		0.20	mg/Kg-dry	1	02/25/12 04:13 PM
Bis(2-ethylhexyl)phthalate	12		4.2	mg/Kg-dry	10	02/23/12 07:26 PM
Butyl benzyl phthalate	0.84		0.20	mg/Kg-dry	1	02/25/12 04:13 PM
Caprolactam	ND		0.42	mg/Kg-dry	1	02/25/12 04:13 PM
Carbazole	ND		0.20	mg/Kg-dry	1	02/25/12 04:13 PM
Chrysene	1.1		0.038	mg/Kg-dry	1	02/25/12 04:13 PM
Dibenzo(a,h)anthracene	0.060		0.038	mg/Kg-dry	1	02/25/12 04:13 PM
Dibenzofuran	ND		0.20	mg/Kg-dry	1	02/25/12 04:13 PM
Diethyl phthalate	ND		0.42	mg/Kg-dry	1	02/25/12 04:13 PM
Dimethyl phthalate	ND		0.42	mg/Kg-dry	1	02/25/12 04:13 PM
Di-n-butyl phthalate	ND		0.42	mg/Kg-dry	1	02/25/12 04:13 PM
Di-n-octyl phthalate	0.50		0.20	mg/Kg-dry	1	02/25/12 04:13 PM
Fluoranthene	0.64		0.038	mg/Kg-dry	1	02/25/12 04:13 PM
Fluorene	ND		0.038	mg/Kg-dry	1	02/25/12 04:13 PM
Hexachlorobenzene	ND		0.20	mg/Kg-dry	1	02/25/12 04:13 PM

Note: See Qualifiers page for a list of qualifiers and their definitions.

2A
3/13/12

ALS Group USA, Corp

Date: 29-Feb-12

Client: Weston Solutions, Inc

Project: 20405.016.001.17XX.00/ E Sandusky Co Dumps

Work Order: 1202544

Sample ID: RD-B02-S01-021512

Lab ID: 1202544-03

Collection Date: 02/15/12 10:30 AM

Matrix: SOIL

Analyses	Result	Qual	Report Limit	Units	Dilution Factor	Date Analyzed
Hexachlorobutadiene	ND		0.20	mg/Kg-dry	1	02/25/12 04:13 PM
Hexachlorocyclopentadiene	ND		0.42	mg/Kg-dry	1	02/25/12 04:13 PM
Hexachloroethane	ND		0.20	mg/Kg-dry	1	02/25/12 04:13 PM
Indeno(1,2,3-cd)pyrene	0.14		0.038	mg/Kg-dry	1	02/25/12 04:13 PM
Isophorone	ND		0.20	mg/Kg-dry	1	02/25/12 04:13 PM
Naphthalene	ND		0.038	mg/Kg-dry	1	02/25/12 04:13 PM
Nitrobenzene	ND		0.20	mg/Kg-dry	1	02/25/12 04:13 PM
N-Nitrosodi-n-propylamine	ND		0.20	mg/Kg-dry	1	02/25/12 04:13 PM
N-Nitrosodiphenylamine	ND		0.20	mg/Kg-dry	1	02/25/12 04:13 PM
Pentachlorophenol	ND		0.42	mg/Kg-dry	1	02/25/12 04:13 PM
Phenanthrene	0.32		0.038	mg/Kg-dry	1	02/25/12 04:13 PM
Phenol	ND		0.20	mg/Kg-dry	1	02/25/12 04:13 PM
Pyrene	1.4		0.038	mg/Kg-dry	1	02/25/12 04:13 PM
Surr: 2,4,6-Tribromophenol	99.7		34-140	%REC	1	02/25/12 04:13 PM
Surr: 2-Fluorobiphenyl	76.8		12-100	%REC	1	02/25/12 04:13 PM
Surr: 2-Fluorophenol	79.2		33-117	%REC	1	02/25/12 04:13 PM
Surr: 4-Terphenyl-d14	110		25-137	%REC	10	02/23/12 07:26 PM
Surr: Nitrobenzene-d5	72.5		37-107	%REC	1	02/25/12 04:13 PM
Surr: Phenol-d6	77.8		40-106	%REC	1	02/25/12 04:13 PM
VOLATILE ORGANIC COMPOUNDS			SW8260			Analyst: RS
1,1,1-Trichloroethane	ND		0.063	mg/Kg-dry	50	02/22/12 08:29 PM
1,1,2,2-Tetrachloroethane	ND		0.13	mg/Kg-dry	50	02/22/12 08:29 PM
1,1,2-Trichloroethane	ND		0.13	mg/Kg-dry	50	02/22/12 08:29 PM
1,1,2-Trichlorotrifluoroethane	ND		0.063	mg/Kg-dry	50	02/22/12 08:29 PM
1,1-Dichloroethane	ND		0.063	mg/Kg-dry	50	02/22/12 08:29 PM
1,1-Dichloroethene	ND		0.063	mg/Kg-dry	50	02/22/12 08:29 PM
1,2,4-Trichlorobenzene	ND		0.063	mg/Kg-dry	50	02/22/12 08:29 PM
1,2-Dibromo-3-chloropropane	ND		0.13	mg/Kg-dry	50	02/22/12 08:29 PM
1,2-Dibromoethane	ND		0.095	mg/Kg-dry	50	02/22/12 08:29 PM
1,2-Dichlorobenzene	ND		0.063	mg/Kg-dry	50	02/22/12 08:29 PM
1,2-Dichloroethane	ND		0.063	mg/Kg-dry	50	02/22/12 08:29 PM
1,2-Dichloropropane	ND		0.22	mg/Kg-dry	50	02/22/12 08:29 PM
1,3-Dichlorobenzene	ND		0.063	mg/Kg-dry	50	02/22/12 08:29 PM
1,4-Dichlorobenzene	ND		0.063	mg/Kg-dry	50	02/22/12 08:29 PM
2-Butanone	ND		0.47	mg/Kg-dry	50	02/22/12 08:29 PM
2-Hexanone	ND		0.32	mg/Kg-dry	50	02/22/12 08:29 PM
4-Methyl-2-pentanone	ND		0.32	mg/Kg-dry	50	02/22/12 08:29 PM
Acetone	ND		0.28	mg/Kg-dry	50	02/22/12 08:29 PM
Benzene	ND		0.063	mg/Kg-dry	50	02/22/12 08:29 PM
Bromodichloromethane	ND		0.095	mg/Kg-dry	50	02/22/12 08:29 PM

Note: See Qualifiers page for a list of qualifiers and their definitions.

ALS Group USA, Corp

Date: 29-Feb-12

Client: Weston Solutions, Inc

Project: 20405.016.001.17XX.00/ E Sandusky Co Dumps

Work Order: 1202544

Sample ID: RD-B02-S01-021512

Lab ID: 1202544-03

Collection Date: 02/15/12 10:30 AM

Matrix: SOIL

Analyses	Result	Qual	Report Limit	Units	Dilution Factor	Date Analyzed
Bromoform	ND		0.063	mg/Kg-dry	50	02/22/12 08:29 PM
Bromomethane	ND		0.095	mg/Kg-dry	50	02/22/12 08:29 PM
Carbon disulfide	ND		0.095	mg/Kg-dry	50	02/22/12 08:29 PM
Carbon tetrachloride	ND		0.063	mg/Kg-dry	50	02/22/12 08:29 PM
Chlorobenzene	ND		0.095	mg/Kg-dry	50	02/22/12 08:29 PM
Chloroethane	ND		0.19	mg/Kg-dry	50	02/22/12 08:29 PM
Chloroform	ND		0.063	mg/Kg-dry	50	02/22/12 08:29 PM
Chloromethane	ND		0.19	mg/Kg-dry	50	02/22/12 08:29 PM
cis-1,2-Dichloroethene	ND		0.13	mg/Kg-dry	50	02/22/12 08:29 PM
cis-1,3-Dichloropropene	ND		0.063	mg/Kg-dry	50	02/22/12 08:29 PM
Cyclohexane	ND		0.063	mg/Kg-dry	50	02/22/12 08:29 PM
Dibromochloromethane	ND		0.13	mg/Kg-dry	50	02/22/12 08:29 PM
Dichlorodifluoromethane	ND		0.063	mg/Kg-dry	50	02/22/12 08:29 PM
Ethylbenzene	ND		0.13	mg/Kg-dry	50	02/22/12 08:29 PM
Isopropylbenzene	ND		0.063	mg/Kg-dry	50	02/22/12 08:29 PM
Methyl acetate	ND		0.32	mg/Kg-dry	50	02/22/12 08:29 PM
Methyl tert-butyl ether	ND		0.095	mg/Kg-dry	50	02/22/12 08:29 PM
Methylcyclohexane	ND		1.3	mg/Kg-dry	50	02/22/12 08:29 PM
Methylene chloride	ND		0.13	mg/Kg-dry	50	02/22/12 08:29 PM
Styrene	ND		0.095	mg/Kg-dry	50	02/22/12 08:29 PM
Tetrachloroethene	ND		0.063	mg/Kg-dry	50	02/22/12 08:29 PM
Toluene	ND		0.095	mg/Kg-dry	50	02/22/12 08:29 PM
trans-1,2-Dichloroethene	ND		0.063	mg/Kg-dry	50	02/22/12 08:29 PM
trans-1,3-Dichloropropene	ND		0.095	mg/Kg-dry	50	02/22/12 08:29 PM
Trichloroethene	ND		0.063	mg/Kg-dry	50	02/22/12 08:29 PM
Trichlorofluoromethane	ND		0.063	mg/Kg-dry	50	02/22/12 08:29 PM
Vinyl chloride	ND		0.13	mg/Kg-dry	50	02/22/12 08:29 PM
Xylenes, Total	ND		0.19	mg/Kg-dry	50	02/22/12 08:29 PM
<i>Surr: 1,2-Dichloroethane-d4</i>	108		70-120	%REC	50	02/22/12 08:29 PM
<i>Surr: 4-Bromofluorobenzene</i>	95.7		75-120	%REC	50	02/22/12 08:29 PM
<i>Surr: Dibromofluoromethane</i>	95.2		85-115	%REC	50	02/22/12 08:29 PM
<i>Surr: Toluene-d8</i>	99.2		85-115	%REC	50	02/22/12 08:29 PM
CHROMIUM, HEXAVALENT			SW7196A		Prep Date: 02/20/12	Analyst: MB
Chromium, Hexavalent	ND		0.61	mg/Kg-dry	1	02/23/12 12:01 PM
MOISTURE			A2540 G			Analyst: CG
Moisture	21		0.050	% of sample	1	02/20/12 01:42 PM

Note: See Qualifiers page for a list of qualifiers and their definitions.

ALS Group USA, Corp

Date: 29-Feb-12

Client: Weston Solutions, Inc

Project: 20405.016.001.17XX.00/ E Sandusky Co Dumps

Work Order: 1202544

Sample ID: RD-B02-S02-021512

Lab ID: 1202544-04

Collection Date: 02/15/12 10:40 AM

Matrix: SOIL

Analyses	Result	Qual	Report Limit	Units	Dilution Factor	Date Analyzed
HERBICIDES			SW8151		Prep Date: 02/22/12	Analyst: JD
2,4,5-T	ND		0.0063	mg/Kg-dry	1	02/24/12 03:05 PM
2,4,5-TP (Silvex)	ND		0.013	mg/Kg-dry	1	02/24/12 03:05 PM
2,4-D	ND		0.0063	mg/Kg-dry	1	02/24/12 03:05 PM
Surr: DCAA	71.8		30-150	%REC	1	02/24/12 03:05 PM
PCBS			SW8082		Prep Date: 02/23/12	Analyst: JD
Aroclor 1016	ND		0.051	mg/Kg-dry	1	02/26/12 04:13 AM
Aroclor 1221	ND		0.051	mg/Kg-dry	1	02/26/12 04:13 AM
Aroclor 1232	ND		0.051	mg/Kg-dry	1	02/26/12 04:13 AM
Aroclor 1242	ND		0.051	mg/Kg-dry	1	02/26/12 04:13 AM
Aroclor 1248	ND		0.051	mg/Kg-dry	1	02/26/12 04:13 AM
Aroclor 1254	ND		0.051	mg/Kg-dry	1	02/26/12 04:13 AM
Aroclor 1260	ND		0.051	mg/Kg-dry	1	02/26/12 04:13 AM
Surr: Decachlorobiphenyl	91.1		40-140	%REC	1	02/26/12 04:13 AM
PESTICIDES			SW8081		Prep Date: 02/23/12	Analyst: JD
4,4'-DDD	ND		0.013	mg/Kg-dry	1	02/26/12 09:36 AM
4,4'-DDE	ND		0.013	mg/Kg-dry	1	02/26/12 09:36 AM
4,4'-DDT	ND		0.013	mg/Kg-dry	1	02/26/12 09:36 AM
Aldrin	ND		0.013	mg/Kg-dry	1	02/26/12 09:36 AM
alpha-BHC	ND		0.013	mg/Kg-dry	1	02/26/12 09:36 AM
alpha-Chlordane	ND		0.013	mg/Kg-dry	1	02/26/12 09:36 AM
beta-BHC	ND		0.013	mg/Kg-dry	1	02/26/12 09:36 AM
Chlordane, Technical	ND		0.032	mg/Kg-dry	1	02/26/12 09:36 AM
delta-BHC	ND		0.013	mg/Kg-dry	1	02/26/12 09:36 AM
Dieldrin	ND		0.013	mg/Kg-dry	1	02/26/12 09:36 AM
Endosulfan I	ND		0.013	mg/Kg-dry	1	02/26/12 09:36 AM
Endosulfan II	ND		0.013	mg/Kg-dry	1	02/26/12 09:36 AM
Endosulfan sulfate	ND		0.013	mg/Kg-dry	1	02/26/12 09:36 AM
Endrin	ND		0.013	mg/Kg-dry	1	02/26/12 09:36 AM
Endrin aldehyde	ND		0.013	mg/Kg-dry	1	02/26/12 09:36 AM
Endrin ketone	ND		0.013	mg/Kg-dry	1	02/26/12 09:36 AM
gamma-BHC (Lindane)	ND		0.013	mg/Kg-dry	1	02/26/12 09:36 AM
gamma-Chlordane	ND		0.013	mg/Kg-dry	1	02/26/12 09:36 AM
Heptachlor	ND		0.013	mg/Kg-dry	1	02/26/12 09:36 AM
Heptachlor epoxide	ND		0.013	mg/Kg-dry	1	02/26/12 09:36 AM
Methoxychlor	ND		0.013	mg/Kg-dry	1	02/26/12 09:36 AM
Toxaphene	ND		0.077	mg/Kg-dry	1	02/26/12 09:36 AM
Surr: Decachlorobiphenyl	71.1		45-135	%REC	1	02/26/12 09:36 AM
Surr: Tetrachloro-m-xylene	104		45-124	%REC	1	02/26/12 09:36 AM

Note: See Qualifiers page for a list of qualifiers and their definitions.

ALS Group USA, Corp

Date: 29-Feb-12

Client: Weston Solutions, Inc

Project: 20405.016.001.17XX.00/ E Sandusky Co Dumps

Work Order: 1202544

Sample ID: RD-B02-S02-021512

Lab ID: 1202544-04

Collection Date: 02/15/12 10:40 AM

Matrix: SOIL

Analyses	Result	Qual	Report Limit	Units	Dilution Factor	Date Analyzed
MERCURY BY CVAA			SW7471		Prep Date: 02/20/12	Analyst: LR
Mercury	0.038		0.024	mg/Kg-dry	1	02/21/12 02:15 PM
METALS BY ICP-MS			SW6020A		Prep Date: 02/22/12	Analyst: RH
Aluminum	15,000		18	mg/Kg-dry	20	02/23/12 03:20 PM
Antimony	ND		0.91	mg/Kg-dry	2	02/22/12 11:06 PM
Arsenic	4.3		0.91	mg/Kg-dry	2	02/22/12 11:06 PM
Barium	81		0.91	mg/Kg-dry	2	02/22/12 11:06 PM
Beryllium	ND		3.6	mg/Kg-dry	20	02/23/12 03:20 PM
Boron	ND		36	mg/Kg-dry	20	02/23/12 03:20 PM
Cadmium	ND		0.36	mg/Kg-dry	2	02/22/12 11:06 PM
Calcium	47,000		910	mg/Kg-dry	20	02/23/12 03:20 PM
Chromium	20		0.91	mg/Kg-dry	2	02/22/12 11:06 PM
Cobalt	6.5		0.91	mg/Kg-dry	2	02/22/12 11:06 PM
Copper	20		0.91	mg/Kg-dry	2	02/22/12 11:06 PM
Iron	21,000		15	mg/Kg-dry	2	02/22/12 11:06 PM
Lead	14		0.91	mg/Kg-dry	2	02/22/12 11:06 PM
Magnesium	13,000		36	mg/Kg-dry	2	02/22/12 11:06 PM
Manganese	250		0.91	mg/Kg-dry	2	02/22/12 11:06 PM
Nickel	22		0.91	mg/Kg-dry	2	02/22/12 11:06 PM
Potassium	2,900		36	mg/Kg-dry	2	02/22/12 11:06 PM
Selenium	1.4		0.91	mg/Kg-dry	2	02/22/12 11:06 PM
Silver	ND		0.91	mg/Kg-dry	2	02/22/12 11:06 PM
Sodium	110		36	mg/Kg-dry	2	02/22/12 11:06 PM
Thallium	ND		0.91	mg/Kg-dry	2	02/22/12 11:06 PM
Vanadium	27		0.91	mg/Kg-dry	2	02/22/12 11:06 PM
Zinc	64		1.8	mg/Kg-dry	2	02/22/12 11:06 PM
SEMI-VOLATILE ORGANIC COMPOUNDS			SW8270		Prep Date: 02/20/12	Analyst: HL
1,1'-Biphenyl	ND		0.43	mg/Kg-dry	1	02/25/12 09:09 AM
2,4,5-Trichlorophenol	ND		0.21	mg/Kg-dry	1	02/25/12 09:09 AM
2,4,6-Trichlorophenol	ND		0.21	mg/Kg-dry	1	02/25/12 09:09 AM
2,4-Dichlorophenol	ND		0.21	mg/Kg-dry	1	02/25/12 09:09 AM
2,4-Dimethylphenol	ND		0.43	mg/Kg-dry	1	02/25/12 09:09 AM
2,4-Dinitrophenol	ND		0.85	mg/Kg-dry	1	02/25/12 09:09 AM
2,4-Dinitrotoluene	ND		0.21	mg/Kg-dry	1	02/25/12 09:09 AM
2,6-Dinitrotoluene	ND		0.21	mg/Kg-dry	1	02/25/12 09:09 AM
2-Chloronaphthalene	ND		0.10	mg/Kg-dry	1	02/25/12 09:09 AM
2-Chlorophenol	ND		0.21	mg/Kg-dry	1	02/25/12 09:09 AM
2-Methylnaphthalene	ND		0.10	mg/Kg-dry	1	02/25/12 09:09 AM
2-Methylphenol	ND		0.21	mg/Kg-dry	1	02/25/12 09:09 AM

Note: See Qualifiers page for a list of qualifiers and their definitions.

ALS Group USA, Corp

Date: 29-Feb-12

Client: Weston Solutions, Inc

Project: 20405.016.001.17XX.00/ E Sandusky Co Dumps

Work Order: 1202544

Sample ID: RD-B02-S02-021512

Lab ID: 1202544-04

Collection Date: 02/15/12 10:40 AM

Matrix: SOIL

Analyses	Result	Qual	Report Limit	Units	Dilution Factor	Date Analyzed
2-Nitroaniline	ND		0.85	mg/Kg-dry	1	02/25/12 09:09 AM
2-Nitrophenol	ND		0.21	mg/Kg-dry	1	02/25/12 09:09 AM
3,3'-Dichlorobenzidine	ND		0.85	mg/Kg-dry	1	02/25/12 09:09 AM
3-Nitroaniline	ND		0.85	mg/Kg-dry	1	02/25/12 09:09 AM
4,6-Dinitro-2-methylphenol	ND		0.43	mg/Kg-dry	1	02/25/12 09:09 AM
4-Bromophenyl phenyl ether	ND		0.21	mg/Kg-dry	1	02/25/12 09:09 AM
4-Chloro-3-methylphenol	ND		0.21	mg/Kg-dry	1	02/25/12 09:09 AM
4-Chloroaniline	ND		0.85	mg/Kg-dry	1	02/25/12 09:09 AM
4-Chlorophenyl phenyl ether	ND		0.21	mg/Kg-dry	1	02/25/12 09:09 AM
4-Methylphenol	ND		0.21	mg/Kg-dry	1	02/25/12 09:09 AM
4-Nitroaniline	ND	WJ	0.85	mg/Kg-dry	1	02/25/12 09:09 AM
4-Nitrophenol	ND		0.85	mg/Kg-dry	1	02/25/12 09:09 AM
Acenaphthene	ND		0.039	mg/Kg-dry	1	02/25/12 09:09 AM
Acenaphthylene	ND		0.039	mg/Kg-dry	1	02/25/12 09:09 AM
Acetophenone	ND		0.43	mg/Kg-dry	1	02/25/12 09:09 AM
Anthracene	ND		0.039	mg/Kg-dry	1	02/25/12 09:09 AM
Atrazine	ND		0.43	mg/Kg-dry	1	02/25/12 09:09 AM
Benzaldehyde	ND		0.43	mg/Kg-dry	1	02/25/12 09:09 AM
Benzo(a)anthracene	ND		0.039	mg/Kg-dry	1	02/25/12 09:09 AM
Benzo(a)pyrene	ND		0.039	mg/Kg-dry	1	02/25/12 09:09 AM
Benzo(b)fluoranthene	ND		0.039	mg/Kg-dry	1	02/25/12 09:09 AM
Benzo(g,h,i)perylene	ND		0.039	mg/Kg-dry	1	02/25/12 09:09 AM
Benzo(k)fluoranthene	ND		0.039	mg/Kg-dry	1	02/25/12 09:09 AM
Bis(2-chloroethoxy)methane	ND		0.21	mg/Kg-dry	1	02/25/12 09:09 AM
Bis(2-chloroethyl)ether	ND		0.21	mg/Kg-dry	1	02/25/12 09:09 AM
Bis(2-chloroisopropyl)ether	ND		0.21	mg/Kg-dry	1	02/25/12 09:09 AM
Bis(2-ethylhexyl)phthalate	ND		0.43	mg/Kg-dry	1	02/25/12 09:09 AM
Butyl benzyl phthalate	ND		0.21	mg/Kg-dry	1	02/25/12 09:09 AM
Caprolactam	ND		0.43	mg/Kg-dry	1	02/25/12 09:09 AM
Carbazole	ND		0.21	mg/Kg-dry	1	02/25/12 09:09 AM
Chrysene	ND		0.039	mg/Kg-dry	1	02/25/12 09:09 AM
Dibenzo(a,h)anthracene	ND		0.039	mg/Kg-dry	1	02/25/12 09:09 AM
Dibenzofuran	ND		0.21	mg/Kg-dry	1	02/25/12 09:09 AM
Diethyl phthalate	ND		0.43	mg/Kg-dry	1	02/25/12 09:09 AM
Dimethyl phthalate	ND		0.43	mg/Kg-dry	1	02/25/12 09:09 AM
Di-n-butyl phthalate	ND		0.43	mg/Kg-dry	1	02/25/12 09:09 AM
Di-n-octyl phthalate	ND		0.21	mg/Kg-dry	1	02/25/12 09:09 AM
Fluoranthene	ND		0.039	mg/Kg-dry	1	02/25/12 09:09 AM
Fluorene	ND		0.039	mg/Kg-dry	1	02/25/12 09:09 AM
Hexachlorobenzene	ND		0.21	mg/Kg-dry	1	02/25/12 09:09 AM

Note: See Qualifiers page for a list of qualifiers and their definitions.

28
3/13/12

ALS Group USA, Corp

Date: 29-Feb-12

Client: Weston Solutions, Inc

Project: 20405.016.001.17XX.00/ E Sandusky Co Dumps

Work Order: 1202544

Sample ID: RD-B02-S02-021512

Lab ID: 1202544-04

Collection Date: 02/15/12 10:40 AM

Matrix: SOIL

Analyses	Result	Qual	Report Limit	Units	Dilution Factor	Date Analyzed
Hexachlorobutadiene	ND		0.21	mg/Kg-dry	1	02/25/12 09:09 AM
Hexachlorocyclopentadiene	ND		0.43	mg/Kg-dry	1	02/25/12 09:09 AM
Hexachloroethane	ND		0.21	mg/Kg-dry	1	02/25/12 09:09 AM
Indeno(1,2,3-cd)pyrene	ND		0.039	mg/Kg-dry	1	02/25/12 09:09 AM
Isophorone	ND		0.21	mg/Kg-dry	1	02/25/12 09:09 AM
Naphthalene	ND		0.039	mg/Kg-dry	1	02/25/12 09:09 AM
Nitrobenzene	ND		0.21	mg/Kg-dry	1	02/25/12 09:09 AM
N-Nitrosodi-n-propylamine	ND		0.21	mg/Kg-dry	1	02/25/12 09:09 AM
N-Nitrosodiphenylamine	ND		0.21	mg/Kg-dry	1	02/25/12 09:09 AM
Pentachlorophenol	ND		0.43	mg/Kg-dry	1	02/25/12 09:09 AM
Phenanthrene	ND		0.039	mg/Kg-dry	1	02/25/12 09:09 AM
Phenol	ND		0.21	mg/Kg-dry	1	02/25/12 09:09 AM
Pyrene	ND		0.039	mg/Kg-dry	1	02/25/12 09:09 AM
Surr: 2,4,6-Tribromophenol	71.7		34-140	%REC	1	02/25/12 09:09 AM
Surr: 2-Fluorobiphenyl	64.5		12-100	%REC	1	02/25/12 09:09 AM
Surr: 2-Fluorophenol	76.1		33-117	%REC	1	02/25/12 09:09 AM
Surr: 4-Terphenyl-d14	79.3		25-137	%REC	1	02/25/12 09:09 AM
Surr: Nitrobenzene-d5	69.8		37-107	%REC	1	02/25/12 09:09 AM
Surr: Phenol-d6	76.9		40-106	%REC	1	02/25/12 09:09 AM

VOLATILE ORGANIC COMPOUNDS

SW8260

Analyst: RS

1,1,1-Trichloroethane	ND		0.065	mg/Kg-dry	50	02/23/12 07:42 PM
1,1,2,2-Tetrachloroethane	ND		0.13	mg/Kg-dry	50	02/23/12 07:42 PM
1,1,2-Trichloroethane	ND		0.13	mg/Kg-dry	50	02/23/12 07:42 PM
1,1,2-Trichlorotrifluoroethane	ND		0.065	mg/Kg-dry	50	02/23/12 07:42 PM
1,1-Dichloroethane	ND		0.065	mg/Kg-dry	50	02/23/12 07:42 PM
1,1-Dichloroethene	ND		0.065	mg/Kg-dry	50	02/23/12 07:42 PM
1,2,4-Trichlorobenzene	ND		0.065	mg/Kg-dry	50	02/23/12 07:42 PM
1,2-Dibromo-3-chloropropane	ND		0.13	mg/Kg-dry	50	02/23/12 07:42 PM
1,2-Dibromoethane	ND		0.097	mg/Kg-dry	50	02/23/12 07:42 PM
1,2-Dichlorobenzene	ND		0.065	mg/Kg-dry	50	02/23/12 07:42 PM
1,2-Dichloroethane	ND		0.065	mg/Kg-dry	50	02/23/12 07:42 PM
1,2-Dichloropropane	ND		0.23	mg/Kg-dry	50	02/23/12 07:42 PM
1,3-Dichlorobenzene	ND		0.065	mg/Kg-dry	50	02/23/12 07:42 PM
1,4-Dichlorobenzene	ND		0.065	mg/Kg-dry	50	02/23/12 07:42 PM
2-Butanone	ND		0.49	mg/Kg-dry	50	02/23/12 07:42 PM
2-Hexanone	ND		0.32	mg/Kg-dry	50	02/23/12 07:42 PM
4-Methyl-2-pentanone	ND		0.32	mg/Kg-dry	50	02/23/12 07:42 PM
Acetone	ND		0.29	mg/Kg-dry	50	02/23/12 07:42 PM
Benzene	ND		0.065	mg/Kg-dry	50	02/23/12 07:42 PM
Bromodichloromethane	ND		0.097	mg/Kg-dry	50	02/23/12 07:42 PM

Note: See Qualifiers page for a list of qualifiers and their definitions.

ALS Group USA, Corp

Date: 29-Feb-12

Client: Weston Solutions, Inc
 Project: 20405.016.001.17XX.00/ E Sandusky Co Dumps
 Sample ID: RD-B02-S02-021512
 Collection Date: 02/15/12 10:40 AM

Work Order: 1202544
 Lab ID: 1202544-04
 Matrix: SOIL

Analyses	Result	Qual	Report Limit	Units	Dilution Factor	Date Analyzed
Bromoform	ND		0.065	mg/Kg-dry	50	02/23/12 07:42 PM
Bromomethane	ND		0.097	mg/Kg-dry	50	02/23/12 07:42 PM
Carbon disulfide	ND		0.097	mg/Kg-dry	50	02/23/12 07:42 PM
Carbon tetrachloride	ND		0.065	mg/Kg-dry	50	02/23/12 07:42 PM
Chlorobenzene	ND		0.097	mg/Kg-dry	50	02/23/12 07:42 PM
Chloroethane	ND		0.19	mg/Kg-dry	50	02/23/12 07:42 PM
Chloroform	ND		0.065	mg/Kg-dry	50	02/23/12 07:42 PM
Chloromethane	ND		0.19	mg/Kg-dry	50	02/23/12 07:42 PM
cis-1,2-Dichloroethene	ND		0.13	mg/Kg-dry	50	02/23/12 07:42 PM
cis-1,3-Dichloropropene	ND		0.065	mg/Kg-dry	50	02/23/12 07:42 PM
Cyclohexane	ND		0.065	mg/Kg-dry	50	02/23/12 07:42 PM
Dibromochloromethane	ND		0.13	mg/Kg-dry	50	02/23/12 07:42 PM
Dichlorodifluoromethane	ND		0.065	mg/Kg-dry	50	02/23/12 07:42 PM
Ethylbenzene	ND		0.13	mg/Kg-dry	50	02/23/12 07:42 PM
Isopropylbenzene	ND		0.065	mg/Kg-dry	50	02/23/12 07:42 PM
Methyl acetate	ND		0.65	mg/Kg-dry	50	02/23/12 07:42 PM
Methyl tert-butyl ether	ND		0.097	mg/Kg-dry	50	02/23/12 07:42 PM
Methylcyclohexane	ND		1.3	mg/Kg-dry	50	02/23/12 07:42 PM
Methylene chloride	ND		0.13	mg/Kg-dry	50	02/23/12 07:42 PM
Styrene	ND		0.097	mg/Kg-dry	50	02/23/12 07:42 PM
Tetrachloroethene	ND		0.065	mg/Kg-dry	50	02/23/12 07:42 PM
Toluene	ND		0.097	mg/Kg-dry	50	02/23/12 07:42 PM
trans-1,2-Dichloroethene	ND		0.065	mg/Kg-dry	50	02/23/12 07:42 PM
trans-1,3-Dichloropropene	ND		0.097	mg/Kg-dry	50	02/23/12 07:42 PM
Trichloroethene	ND		0.065	mg/Kg-dry	50	02/23/12 07:42 PM
Trichlorofluoromethane	ND		0.065	mg/Kg-dry	50	02/23/12 07:42 PM
Vinyl chloride	ND		0.13	mg/Kg-dry	50	02/23/12 07:42 PM
Xylenes, Total	ND		0.19	mg/Kg-dry	50	02/23/12 07:42 PM
Surr: 1,2-Dichloroethane-d4	107		70-120	%REC	50	02/23/12 07:42 PM
Surr: 4-Bromofluorobenzene	94.0		75-120	%REC	50	02/23/12 07:42 PM
Surr: Dibromofluoromethane	100		85-115	%REC	50	02/23/12 07:42 PM
Surr: Toluene-d8	99.3		85-115	%REC	50	02/23/12 07:42 PM

CHROMIUM, HEXAVALENT

Chromium, Hexavalent **SW7196A** Prep Date: **02/20/12** Analyst: **MB**
 ND 0.64 mg/Kg-dry 1 02/23/12 12:01 PM

MOISTURE

Moisture **A2540 G** Analyst: **CG**
 23 0.050 % of sample 1 02/20/12 01:42 PM

Note: See Qualifiers page for a list of qualifiers and their definitions.

ALS Group USA, Corp

Date: 29-Feb-12

Client: Weston Solutions, Inc

Project: 20405.016.001.17XX.00/ E Sandusky Co Dumps

Work Order: 1202544

Sample ID: YD-B01-S01-021512

Lab ID: 1202544-05

Collection Date: 02/15/12 02:10 PM

Matrix: SOIL

Analyses	Result	Qual	Report Limit	Units	Dilution Factor	Date Analyzed
HERBICIDES			SW8151		Prep Date: 02/22/12	Analyst: JD
2,4,5-T	ND		0.0059	mg/Kg-dry	1	02/24/12 03:05 PM
2,4,5-TP (Silvex)	ND		0.012	mg/Kg-dry	1	02/24/12 03:05 PM
2,4-D	ND		0.0059	mg/Kg-dry	1	02/24/12 03:05 PM
Surr: DCAA	75.6		30-150	%REC	1	02/24/12 03:05 PM
PCBS			SW8082		Prep Date: 02/23/12	Analyst: JD
Aroclor 1016	ND		0.048	mg/Kg-dry	1	02/26/12 04:32 AM
Aroclor 1221	ND		0.048	mg/Kg-dry	1	02/26/12 04:32 AM
Aroclor 1232	ND		0.048	mg/Kg-dry	1	02/26/12 04:32 AM
Aroclor 1242	ND		0.048	mg/Kg-dry	1	02/26/12 04:32 AM
Aroclor 1248	ND		0.048	mg/Kg-dry	1	02/26/12 04:32 AM
Aroclor 1254	ND		0.048	mg/Kg-dry	1	02/26/12 04:32 AM
Aroclor 1260	0.27		0.048	mg/Kg-dry	1	02/26/12 04:32 AM
Surr: Decachlorobiphenyl	92.1		40-140	%REC	1	02/26/12 04:32 AM
PESTICIDES			SW8081		Prep Date: 02/23/12	Analyst: JD
4,4'-DDD	ND		0.24	mg/Kg-dry	20	02/26/12 09:51 AM
4,4'-DDE	ND		0.24	mg/Kg-dry	20	02/26/12 09:51 AM
4,4'-DDT	ND		0.24	mg/Kg-dry	20	02/26/12 09:51 AM
Aldrin	ND		0.24	mg/Kg-dry	20	02/26/12 09:51 AM
alpha-BHC	ND		0.24	mg/Kg-dry	20	02/26/12 09:51 AM
alpha-Chlordane	ND		0.24	mg/Kg-dry	20	02/26/12 09:51 AM
beta-BHC	ND		0.24	mg/Kg-dry	20	02/26/12 09:51 AM
Chlordane, Technical	ND		0.61	mg/Kg-dry	20	02/26/12 09:51 AM
delta-BHC	ND		0.24	mg/Kg-dry	20	02/26/12 09:51 AM
Dieldrin	0.55		0.24	mg/Kg-dry	20	02/26/12 09:51 AM
Endosulfan I	ND		0.24	mg/Kg-dry	20	02/26/12 09:51 AM
Endosulfan II	ND		0.24	mg/Kg-dry	20	02/26/12 09:51 AM
Endosulfan sulfate	ND		0.24	mg/Kg-dry	20	02/26/12 09:51 AM
Endrin	ND		0.24	mg/Kg-dry	20	02/26/12 09:51 AM
Endrin aldehyde	ND		0.24	mg/Kg-dry	20	02/26/12 09:51 AM
Endrin ketone	ND		0.24	mg/Kg-dry	20	02/26/12 09:51 AM
gamma-BHC (Lindane)	ND		0.24	mg/Kg-dry	20	02/26/12 09:51 AM
gamma-Chlordane	ND		0.24	mg/Kg-dry	20	02/26/12 09:51 AM
Heptachlor	ND		0.24	mg/Kg-dry	20	02/26/12 09:51 AM
Heptachlor epoxide	ND		0.24	mg/Kg-dry	20	02/26/12 09:51 AM
Methoxychlor	ND		0.24	mg/Kg-dry	20	02/26/12 09:51 AM
Toxaphene	ND		1.5	mg/Kg-dry	20	02/26/12 09:51 AM
Surr: Decachlorobiphenyl	240	S	45-135	%REC	20	02/26/12 09:51 AM
Surr: Tetrachloro-m-xylene	80.1		45-124	%REC	20	02/26/12 09:51 AM

Note: See Qualifiers page for a list of qualifiers and their definitions.

ALS Group USA, Corp

Date: 29-Feb-12

Client: Weston Solutions, Inc

Project: 20405.016.001.17XX.00/ E Sandusky Co Dumps

Work Order: 1202544

Sample ID: YD-B01-S01-021512

Lab ID: 1202544-05

Collection Date: 02/15/12 02:10 PM

Matrix: SOIL

Analyses	Result	Qual	Report Limit	Units	Dilution Factor	Date Analyzed
MERCURY BY CVAA			SW7471		Prep Date: 02/20/12	Analyst: LR
Mercury	0.98		0.23	mg/Kg-dry	10	02/21/12 05:39 PM
METALS BY ICP-MS			SW6020A		Prep Date: 02/22/12	Analyst: RH
Aluminum	6,300		18	mg/Kg-dry	20	02/23/12 03:26 PM
Antimony	2.1		0.90	mg/Kg-dry	2	02/22/12 11:12 PM
Arsenic	17		0.90	mg/Kg-dry	2	02/22/12 11:12 PM
Barium	310		0.90	mg/Kg-dry	2	02/22/12 11:12 PM
Beryllium	ND		0.36	mg/Kg-dry	2	02/22/12 11:12 PM
Boron	5.7		3.6	mg/Kg-dry	2	02/22/12 11:12 PM
Cadmium	6.9		0.36	mg/Kg-dry	2	02/22/12 11:12 PM
Calcium	21,000		90	mg/Kg-dry	2	02/22/12 11:12 PM
Chromium	26		0.90	mg/Kg-dry	2	02/22/12 11:12 PM
Cobalt	7.7		0.90	mg/Kg-dry	2	02/22/12 11:12 PM
Copper	77		0.90	mg/Kg-dry	2	02/22/12 11:12 PM
Iron	110,000		140	mg/Kg-dry	20	02/23/12 03:26 PM
Lead	300		0.90	mg/Kg-dry	2	02/22/12 11:12 PM
Magnesium	4,900		36	mg/Kg-dry	2	02/22/12 11:12 PM
Manganese	720		9.0	mg/Kg-dry	20	02/23/12 03:26 PM
Nickel	32		0.90	mg/Kg-dry	2	02/22/12 11:12 PM
Potassium	660		36	mg/Kg-dry	2	02/22/12 11:12 PM
Selenium	1.7		0.90	mg/Kg-dry	2	02/22/12 11:12 PM
Silver	ND		0.90	mg/Kg-dry	2	02/22/12 11:12 PM
Sodium	74		36	mg/Kg-dry	2	02/22/12 11:12 PM
Thallium	ND		0.90	mg/Kg-dry	2	02/22/12 11:12 PM
Vanadium	12		0.90	mg/Kg-dry	2	02/22/12 11:12 PM
Zinc	700		18	mg/Kg-dry	20	02/23/12 03:26 PM
SEMI-VOLATILE ORGANIC COMPOUNDS			SW8270		Prep Date: 02/21/12	Analyst: HL
1,1'-Biphenyl	ND		0.39	mg/Kg-dry	1	02/27/12 12:32 PM
2,4,5-Trichlorophenol	ND		0.19	mg/Kg-dry	1	02/27/12 12:32 PM
2,4,6-Trichlorophenol	ND		0.19	mg/Kg-dry	1	02/27/12 12:32 PM
2,4-Dichlorophenol	ND		0.19	mg/Kg-dry	1	02/27/12 12:32 PM
2,4-Dimethylphenol	ND		0.39	mg/Kg-dry	1	02/27/12 12:32 PM
2,4-Dinitrophenol	ND		0.78	mg/Kg-dry	1	02/27/12 12:32 PM
2,4-Dinitrotoluene	ND		0.19	mg/Kg-dry	1	02/27/12 12:32 PM
2,6-Dinitrotoluene	ND		0.19	mg/Kg-dry	1	02/27/12 12:32 PM
2-Chloronaphthalene	ND		0.095	mg/Kg-dry	1	02/27/12 12:32 PM
2-Chlorophenol	ND		0.19	mg/Kg-dry	1	02/27/12 12:32 PM
2-Methylnaphthalene	ND		0.095	mg/Kg-dry	1	02/27/12 12:32 PM
2-Methylphenol	ND		0.19	mg/Kg-dry	1	02/27/12 12:32 PM

Note: See Qualifiers page for a list of qualifiers and their definitions.

ALS Group USA, Corp

Date: 29-Feb-12

Client: Weston Solutions, Inc

Project: 20405.016.001.17XX.00/ E Sandusky Co Dumps

Work Order: 1202544

Sample ID: YD-B01-S01-021512

Lab ID: 1202544-05

Collection Date: 02/15/12 02:10 PM

Matrix: SOIL

Analyses	Result	Qual	Report Limit	Units	Dilution Factor	Date Analyzed
2-Nitroaniline	ND		0.78	mg/Kg-dry	1	02/27/12 12:32 PM
2-Nitrophenol	ND		0.19	mg/Kg-dry	1	02/27/12 12:32 PM
3,3'-Dichlorobenzidine	ND		0.78	mg/Kg-dry	1	02/27/12 12:32 PM
3-Nitroaniline	ND		0.78	mg/Kg-dry	1	02/27/12 12:32 PM
4,6-Dinitro-2-methylphenol	ND		0.39	mg/Kg-dry	1	02/27/12 12:32 PM
4-Bromophenyl phenyl ether	ND		0.19	mg/Kg-dry	1	02/27/12 12:32 PM
4-Chloro-3-methylphenol	ND		0.19	mg/Kg-dry	1	02/27/12 12:32 PM
4-Chloroaniline	ND		0.78	mg/Kg-dry	1	02/27/12 12:32 PM
4-Chlorophenyl phenyl ether	ND		0.19	mg/Kg-dry	1	02/27/12 12:32 PM
4-Methylphenol	ND		0.19	mg/Kg-dry	1	02/27/12 12:32 PM
4-Nitroaniline	ND	UJ	0.78	mg/Kg-dry	1	02/27/12 12:32 PM
4-Nitrophenol	ND		0.78	mg/Kg-dry	1	02/27/12 12:32 PM
Acenaphthene	ND		0.035	mg/Kg-dry	1	02/27/12 12:32 PM
Acenaphthylene	ND		0.035	mg/Kg-dry	1	02/27/12 12:32 PM
Acetophenone	ND		0.39	mg/Kg-dry	1	02/27/12 12:32 PM
Anthracene	0.069		0.035	mg/Kg-dry	1	02/27/12 12:32 PM
Atrazine	ND		0.39	mg/Kg-dry	1	02/27/12 12:32 PM
Benzaldehyde	ND		0.39	mg/Kg-dry	1	02/27/12 12:32 PM
Benzo(a)anthracene	0.20		0.035	mg/Kg-dry	1	02/27/12 12:32 PM
Benzo(a)pyrene	ND		0.35	mg/Kg-dry	10	02/25/12 06:25 PM
Benzo(b)fluoranthene	0.52		0.35	mg/Kg-dry	10	02/25/12 06:25 PM
Benzo(g,h,i)perylene	ND		0.35	mg/Kg-dry	10	02/25/12 06:25 PM
Benzo(k)fluoranthene	ND		0.35	mg/Kg-dry	10	02/25/12 06:25 PM
Bis(2-chloroethoxy)methane	ND		0.19	mg/Kg-dry	1	02/27/12 12:32 PM
Bis(2-chloroethyl)ether	ND		0.19	mg/Kg-dry	1	02/27/12 12:32 PM
Bis(2-chloroisopropyl)ether	ND		0.19	mg/Kg-dry	1	02/27/12 12:32 PM
Bis(2-ethylhexyl)phthalate	1.4		0.39	mg/Kg-dry	1	02/27/12 12:32 PM
Butyl benzyl phthalate	ND		0.19	mg/Kg-dry	1	02/27/12 12:32 PM
Caprolactam	ND		0.39	mg/Kg-dry	1	02/27/12 12:32 PM
Carbazole	ND		0.19	mg/Kg-dry	1	02/27/12 12:32 PM
Chrysene	0.32		0.035	mg/Kg-dry	1	02/27/12 12:32 PM
Dibenzo(a,h)anthracene	ND		0.35	mg/Kg-dry	10	02/25/12 06:25 PM
Dibenzofuran	ND		0.19	mg/Kg-dry	1	02/27/12 12:32 PM
Diethyl phthalate	ND		0.39	mg/Kg-dry	1	02/27/12 12:32 PM
Dimethyl phthalate	ND		0.39	mg/Kg-dry	1	02/27/12 12:32 PM
Di-n-butyl phthalate	ND		0.39	mg/Kg-dry	1	02/27/12 12:32 PM
Di-n-octyl phthalate	ND		1.9	mg/Kg-dry	10	02/25/12 06:25 PM
Fluoranthene	0.27		0.035	mg/Kg-dry	1	02/27/12 12:32 PM
Fluorene	ND		0.035	mg/Kg-dry	1	02/27/12 12:32 PM
Hexachlorobenzene	ND		0.19	mg/Kg-dry	1	02/27/12 12:32 PM

Note: See Qualifiers page for a list of qualifiers and their definitions.

72
3/13/12

ALS Group USA, Corp

Date: 29-Feb-12

Client: Weston Solutions, Inc

Project: 20405.016.001.17XX.00/ E Sandusky Co Dumps

Work Order: 1202544

Sample ID: YD-B01-S01-021512

Lab ID: 1202544-05

Collection Date: 02/15/12 02:10 PM

Matrix: SOIL

Analyses	Result	Qual	Report Limit	Units	Dilution Factor	Date Analyzed
Hexachlorobutadiene	ND		0.19	mg/Kg-dry	1	02/27/12 12:32 PM
Hexachlorocyclopentadiene	ND		0.39	mg/Kg-dry	1	02/27/12 12:32 PM
Hexachloroethane	ND		0.19	mg/Kg-dry	1	02/27/12 12:32 PM
Indeno(1,2,3-cd)pyrene	ND		0.35	mg/Kg-dry	10	02/25/12 06:25 PM
Isophorone	ND		0.19	mg/Kg-dry	1	02/27/12 12:32 PM
Naphthalene	ND		0.035	mg/Kg-dry	1	02/27/12 12:32 PM
Nitrobenzene	ND		0.19	mg/Kg-dry	1	02/27/12 12:32 PM
N-Nitrosodi-n-propylamine	ND		0.19	mg/Kg-dry	1	02/27/12 12:32 PM
N-Nitrosodiphenylamine	ND		0.19	mg/Kg-dry	1	02/27/12 12:32 PM
Pentachlorophenol	ND		0.39	mg/Kg-dry	1	02/27/12 12:32 PM
Phenanthrene	0.072		0.035	mg/Kg-dry	1	02/27/12 12:32 PM
Phenol	ND		0.19	mg/Kg-dry	1	02/27/12 12:32 PM
Pyrene	0.27		0.035	mg/Kg-dry	1	02/27/12 12:32 PM
Surr: 2,4,6-Tribromophenol	51.8		34-140	%REC	1	02/27/12 12:32 PM
Surr: 2-Fluorobiphenyl	48.4		12-100	%REC	1	02/27/12 12:32 PM
Surr: 2-Fluorophenol	40.0		33-117	%REC	1	02/27/12 12:32 PM
Surr: 4-Terphenyl-d14	60.9		25-137	%REC	1	02/27/12 12:32 PM
Surr: Nitrobenzene-d5	48.8		37-107	%REC	1	02/27/12 12:32 PM
Surr: Phenol-d6	43.4		40-106	%REC	1	02/27/12 12:32 PM
VOLATILE ORGANIC COMPOUNDS			SW8260			Analyst: RS
1,1,1-Trichloroethane	ND		0.061	mg/Kg-dry	50	02/22/12 08:54 PM
1,1,2,2-Tetrachloroethane	ND		0.12	mg/Kg-dry	50	02/22/12 08:54 PM
1,1,2-Trichloroethane	ND		0.12	mg/Kg-dry	50	02/22/12 08:54 PM
1,1,2-Trichlorotrifluoroethane	ND		0.061	mg/Kg-dry	50	02/22/12 08:54 PM
1,1-Dichloroethane	ND		0.061	mg/Kg-dry	50	02/22/12 08:54 PM
1,1-Dichloroethene	ND		0.061	mg/Kg-dry	50	02/22/12 08:54 PM
1,2,4-Trichlorobenzene	ND		0.061	mg/Kg-dry	50	02/22/12 08:54 PM
1,2-Dibromo-3-chloropropane	ND		0.12	mg/Kg-dry	50	02/22/12 08:54 PM
1,2-Dibromoethane	ND		0.091	mg/Kg-dry	50	02/22/12 08:54 PM
1,2-Dichlorobenzene	ND		0.061	mg/Kg-dry	50	02/22/12 08:54 PM
1,2-Dichloroethane	ND		0.061	mg/Kg-dry	50	02/22/12 08:54 PM
1,2-Dichloropropane	ND		0.21	mg/Kg-dry	50	02/22/12 08:54 PM
1,3-Dichlorobenzene	ND		0.061	mg/Kg-dry	50	02/22/12 08:54 PM
1,4-Dichlorobenzene	ND		0.061	mg/Kg-dry	50	02/22/12 08:54 PM
2-Butanone	ND		0.45	mg/Kg-dry	50	02/22/12 08:54 PM
2-Hexanone	ND		0.30	mg/Kg-dry	50	02/22/12 08:54 PM
4-Methyl-2-pentanone	ND		0.30	mg/Kg-dry	50	02/22/12 08:54 PM
Acetone	ND		0.27	mg/Kg-dry	50	02/22/12 08:54 PM
Benzene	ND		0.061	mg/Kg-dry	50	02/22/12 08:54 PM
Bromodichloromethane	ND		0.091	mg/Kg-dry	50	02/22/12 08:54 PM

Note: See Qualifiers page for a list of qualifiers and their definitions.

ALS Group USA, Corp

Date: 29-Feb-12

Client: Weston Solutions, Inc
Project: 20405.016.001.17XX.00/ E Sandusky Co Dumps
Sample ID: YD-B01-S01-021512
Collection Date: 02/15/12 02:10 PM

Work Order: 1202544
Lab ID: 1202544-05
Matrix: SOIL

Analyses	Result	Qual	Report Limit	Units	Dilution Factor	Date Analyzed
Bromoform	ND		0.061	mg/Kg-dry	50	02/22/12 08:54 PM
Bromomethane	ND		0.091	mg/Kg-dry	50	02/22/12 08:54 PM
Carbon disulfide	ND		0.091	mg/Kg-dry	50	02/22/12 08:54 PM
Carbon tetrachloride	ND		0.061	mg/Kg-dry	50	02/22/12 08:54 PM
Chlorobenzene	ND		0.091	mg/Kg-dry	50	02/22/12 08:54 PM
Chloroethane	ND		0.18	mg/Kg-dry	50	02/22/12 08:54 PM
Chloroform	ND		0.061	mg/Kg-dry	50	02/22/12 08:54 PM
Chloromethane	ND		0.18	mg/Kg-dry	50	02/22/12 08:54 PM
cis-1,2-Dichloroethene	ND		0.12	mg/Kg-dry	50	02/22/12 08:54 PM
cis-1,3-Dichloropropene	ND		0.061	mg/Kg-dry	50	02/22/12 08:54 PM
Cyclohexane	ND		0.061	mg/Kg-dry	50	02/22/12 08:54 PM
Dibromochloromethane	ND		0.12	mg/Kg-dry	50	02/22/12 08:54 PM
Dichlorodifluoromethane	ND		0.061	mg/Kg-dry	50	02/22/12 08:54 PM
Ethylbenzene	ND		0.12	mg/Kg-dry	50	02/22/12 08:54 PM
Isopropylbenzene	ND		0.061	mg/Kg-dry	50	02/22/12 08:54 PM
Methyl acetate	ND		0.42	mg/Kg-dry	50	02/22/12 08:54 PM
Methyl tert-butyl ether	ND		0.091	mg/Kg-dry	50	02/22/12 08:54 PM
Methylcyclohexane	ND		1.2	mg/Kg-dry	50	02/22/12 08:54 PM
Methylene chloride	ND		0.12	mg/Kg-dry	50	02/22/12 08:54 PM
Styrene	ND		0.091	mg/Kg-dry	50	02/22/12 08:54 PM
Tetrachloroethene	ND		0.061	mg/Kg-dry	50	02/22/12 08:54 PM
Toluene	ND		0.091	mg/Kg-dry	50	02/22/12 08:54 PM
trans-1,2-Dichloroethene	ND		0.061	mg/Kg-dry	50	02/22/12 08:54 PM
trans-1,3-Dichloropropene	ND		0.091	mg/Kg-dry	50	02/22/12 08:54 PM
Trichloroethene	ND		0.061	mg/Kg-dry	50	02/22/12 08:54 PM
Trichlorofluoromethane	ND		0.061	mg/Kg-dry	50	02/22/12 08:54 PM
Vinyl chloride	ND		0.12	mg/Kg-dry	50	02/22/12 08:54 PM
Xylenes, Total	ND		0.18	mg/Kg-dry	50	02/22/12 08:54 PM
<i>Surr: 1,2-Dichloroethane-d4</i>	110		70-120	%REC	50	02/22/12 08:54 PM
<i>Surr: 4-Bromofluorobenzene</i>	94.7		75-120	%REC	50	02/22/12 08:54 PM
<i>Surr: Dibromofluoromethane</i>	95.1		85-115	%REC	50	02/22/12 08:54 PM
<i>Surr: Toluene-d8</i>	98.4		85-115	%REC	50	02/22/12 08:54 PM
CHROMIUM, HEXAVALENT			SW7196A		Prep Date: 02/20/12	Analyst: MB
Chromium, Hexavalent	ND		0.61	mg/Kg-dry	1	02/23/12 12:01 PM
MOISTURE			A2540 G			Analyst: CG
Moisture	17		0.050	% of sample	1	02/20/12 01:42 PM

Note: See Qualifiers page for a list of qualifiers and their definitions.

ALS Group USA, Corp

Date: 29-Feb-12

Client: Weston Solutions, Inc

Project: 20405.016.001.17XX.00/ E Sandusky Co Dumps

Work Order: 1202544

Sample ID: YD-B01-S01-021512-DP

Lab ID: 1202544-06

Collection Date: 02/15/12 02:10 PM

Matrix: SOIL

Analyses	Result	Qual	Report Limit	Units	Dilution Factor	Date Analyzed
HERBICIDES			SW8151		Prep Date: 02/22/12	Analyst: JD
2,4,5-T	ND		0.0059	mg/Kg-dry	1	02/24/12 03:05 PM
2,4,5-TP (Silvex)	ND		0.012	mg/Kg-dry	1	02/24/12 03:05 PM
2,4-D	ND		0.0059	mg/Kg-dry	1	02/24/12 03:05 PM
Surr: DCAA	89.0		30-150	%REC	1	02/24/12 03:05 PM
PCBS			SW8082		Prep Date: 02/23/12	Analyst: JD
Aroclor 1016	ND		0.047	mg/Kg-dry	1	02/26/12 04:52 AM
Aroclor 1221	ND		0.047	mg/Kg-dry	1	02/26/12 04:52 AM
Aroclor 1232	ND		0.047	mg/Kg-dry	1	02/26/12 04:52 AM
Aroclor 1242	ND		0.047	mg/Kg-dry	1	02/26/12 04:52 AM
Aroclor 1248	ND		0.047	mg/Kg-dry	1	02/26/12 04:52 AM
Aroclor 1254	ND		0.047	mg/Kg-dry	1	02/26/12 04:52 AM
Aroclor 1260	0.25		0.047	mg/Kg-dry	1	02/26/12 04:52 AM
Surr: Decachlorobiphenyl	86.1		40-140	%REC	1	02/26/12 04:52 AM
PESTICIDES			SW8081		Prep Date: 02/23/12	Analyst: JD
4,4'-DDD	ND		0.23	mg/Kg-dry	20	02/26/12 10:06 AM
4,4'-DDE	ND		0.23	mg/Kg-dry	20	02/26/12 10:06 AM
4,4'-DDT	ND		0.23	mg/Kg-dry	20	02/26/12 10:06 AM
Aldrin	ND		0.23	mg/Kg-dry	20	02/26/12 10:06 AM
alpha-BHC	ND		0.23	mg/Kg-dry	20	02/26/12 10:06 AM
alpha-Chlordane	ND		0.23	mg/Kg-dry	20	02/26/12 10:06 AM
beta-BHC	ND		0.23	mg/Kg-dry	20	02/26/12 10:06 AM
Chlordane, Technical	ND		0.58	mg/Kg-dry	20	02/26/12 10:06 AM
delta-BHC	ND		0.23	mg/Kg-dry	20	02/26/12 10:06 AM
Dieldrin	0.52		0.23	mg/Kg-dry	20	02/26/12 10:06 AM
Endosulfan I	ND		0.23	mg/Kg-dry	20	02/26/12 10:06 AM
Endosulfan II	ND		0.23	mg/Kg-dry	20	02/26/12 10:06 AM
Endosulfan sulfate	ND		0.23	mg/Kg-dry	20	02/26/12 10:06 AM
Endrin	ND		0.23	mg/Kg-dry	20	02/26/12 10:06 AM
Endrin aldehyde	ND		0.23	mg/Kg-dry	20	02/26/12 10:06 AM
Endrin ketone	ND		0.23	mg/Kg-dry	20	02/26/12 10:06 AM
gamma-BHC (Lindane)	ND		0.23	mg/Kg-dry	20	02/26/12 10:06 AM
gamma-Chlordane	ND		0.23	mg/Kg-dry	20	02/26/12 10:06 AM
Heptachlor	ND		0.23	mg/Kg-dry	20	02/26/12 10:06 AM
Heptachlor epoxide	ND		0.23	mg/Kg-dry	20	02/26/12 10:06 AM
Methoxychlor	ND		0.23	mg/Kg-dry	20	02/26/12 10:06 AM
Toxaphene	ND		1.4	mg/Kg-dry	20	02/26/12 10:06 AM
Surr: Decachlorobiphenyl	240	S	45-135	%REC	20	02/26/12 10:06 AM
Surr: Tetrachloro-m-xylene	80.1		45-124	%REC	20	02/26/12 10:06 AM

Note: See Qualifiers page for a list of qualifiers and their definitions.

ALS Group USA, Corp

Date: 29-Feb-12

Client: Weston Solutions, Inc

Project: 20405.016.001.17XX.00/ E Sandusky Co Dumps

Work Order: 1202544

Sample ID: YD-B01-S01-021512-DP

Lab ID: 1202544-06

Collection Date: 02/15/12 02:10 PM

Matrix: SOIL

Analyses	Result	Qual	Report Limit	Units	Dilution Factor	Date Analyzed
MERCURY BY CVAA						
Mercury	1.4		SW7471 0.21	mg/Kg-dry	Prep Date: 02/20/12 10	Analyst: LR 02/21/12 02:38 PM
METALS BY ICP-MS						
Aluminum	7,700		SW6020A 17	mg/Kg-dry	Prep Date: 02/22/12 20	Analyst: RH 02/23/12 03:32 PM
Antimony	1.3		0.83	mg/Kg-dry	2	02/22/12 11:18 PM
Arsenic	13		0.83	mg/Kg-dry	2	02/22/12 11:18 PM
Barium	220		0.83	mg/Kg-dry	2	02/22/12 11:18 PM
Beryllium	0.40		0.33	mg/Kg-dry	2	02/22/12 11:18 PM
Boron	6.3		3.3	mg/Kg-dry	2	02/22/12 11:18 PM
Cadmium	8.6		0.33	mg/Kg-dry	2	02/22/12 11:18 PM
Calcium	25,000		83	mg/Kg-dry	2	02/22/12 11:18 PM
Chromium	27		0.83	mg/Kg-dry	2	02/22/12 11:18 PM
Cobalt	7.6		0.83	mg/Kg-dry	2	02/22/12 11:18 PM
Copper	49		0.83	mg/Kg-dry	2	02/22/12 11:18 PM
Iron	48,000		130	mg/Kg-dry	20	02/23/12 03:32 PM
Lead	550		8.3	mg/Kg-dry	20	02/23/12 03:32 PM
Magnesium	9,000		33	mg/Kg-dry	2	02/22/12 11:18 PM
Manganese	650		8.3	mg/Kg-dry	20	02/23/12 03:32 PM
Nickel	24		0.83	mg/Kg-dry	2	02/22/12 11:18 PM
Potassium	850		33	mg/Kg-dry	2	02/22/12 11:18 PM
Selenium	2.3		0.83	mg/Kg-dry	2	02/22/12 11:18 PM
Silver	ND		0.83	mg/Kg-dry	2	02/22/12 11:18 PM
Sodium	120		33	mg/Kg-dry	2	02/22/12 11:18 PM
Thallium	ND		0.83	mg/Kg-dry	2	02/22/12 11:18 PM
Vanadium	15		0.83	mg/Kg-dry	2	02/22/12 11:18 PM
Zinc	810		17	mg/Kg-dry	20	02/23/12 03:32 PM
SEMI-VOLATILE ORGANIC COMPOUNDS						
1,1'-Biphenyl	ND		SW8270 3.9	mg/Kg-dry	Prep Date: 02/21/12 10	Analyst: HL 02/23/12 07:59 PM
2,4,5-Trichlorophenol	ND		1.9	mg/Kg-dry	10	02/23/12 07:59 PM
2,4,6-Trichlorophenol	ND		1.9	mg/Kg-dry	10	02/23/12 07:59 PM
2,4-Dichlorophenol	ND		1.9	mg/Kg-dry	10	02/23/12 07:59 PM
2,4-Dimethylphenol	ND		3.9	mg/Kg-dry	10	02/23/12 07:59 PM
2,4-Dinitrophenol	ND		7.9	mg/Kg-dry	10	02/23/12 07:59 PM
2,4-Dinitrotoluene	ND		1.9	mg/Kg-dry	10	02/23/12 07:59 PM
2,6-Dinitrotoluene	ND		1.9	mg/Kg-dry	10	02/23/12 07:59 PM
2-Chloronaphthalene	ND		0.95	mg/Kg-dry	10	02/23/12 07:59 PM
2-Chlorophenol	ND		1.9	mg/Kg-dry	10	02/23/12 07:59 PM
2-Methylnaphthalene	ND		0.95	mg/Kg-dry	10	02/23/12 07:59 PM
2-Methylphenol	ND		1.9	mg/Kg-dry	10	02/23/12 07:59 PM

Note: See Qualifiers page for a list of qualifiers and their definitions.

ALS Group USA, Corp

Date: 29-Feb-12

Client: Weston Solutions, Inc
 Project: 20405.016.001.17XX.00/ E Sandusky Co Dumps
 Sample ID: YD-B01-S01-021512-DP
 Collection Date: 02/15/12 02:10 PM

Work Order: 1202544
 Lab ID: 1202544-06
 Matrix: SOIL

Analyses	Result	Qual	Report Limit	Units	Dilution Factor	Date Analyzed
2-Nitroaniline	ND		7.9	mg/Kg-dry	10	02/23/12 07:59 PM
2-Nitrophenol	ND		1.9	mg/Kg-dry	10	02/23/12 07:59 PM
3,3'-Dichlorobenzidine	ND		7.9	mg/Kg-dry	10	02/23/12 07:59 PM
3-Nitroaniline	ND		7.9	mg/Kg-dry	10	02/23/12 07:59 PM
4,6-Dinitro-2-methylphenol	ND		3.9	mg/Kg-dry	10	02/23/12 07:59 PM
4-Bromophenyl phenyl ether	ND		1.9	mg/Kg-dry	10	02/23/12 07:59 PM
4-Chloro-3-methylphenol	ND		1.9	mg/Kg-dry	10	02/23/12 07:59 PM
4-Chloroaniline	ND		7.9	mg/Kg-dry	10	02/23/12 07:59 PM
4-Chlorophenyl phenyl ether	ND		1.9	mg/Kg-dry	10	02/23/12 07:59 PM
4-Methylphenol	ND		1.9	mg/Kg-dry	10	02/23/12 07:59 PM
4-Nitroaniline	ND	UJ	7.9	mg/Kg-dry	10	02/23/12 07:59 PM
4-Nitrophenol	ND		7.9	mg/Kg-dry	10	02/23/12 07:59 PM
Acenaphthene	ND		0.36	mg/Kg-dry	10	02/23/12 07:59 PM
Acenaphthylene	ND		0.36	mg/Kg-dry	10	02/23/12 07:59 PM
Acetophenone	ND		3.9	mg/Kg-dry	10	02/23/12 07:59 PM
Anthracene	ND		0.36	mg/Kg-dry	10	02/23/12 07:59 PM
Atrazine	ND		3.9	mg/Kg-dry	10	02/23/12 07:59 PM
Benzaldehyde	ND		3.9	mg/Kg-dry	10	02/23/12 07:59 PM
Benzo(a)anthracene	0.83		0.36	mg/Kg-dry	10	02/23/12 07:59 PM
Benzo(a)pyrene	0.48		0.36	mg/Kg-dry	10	02/23/12 07:59 PM
Benzo(b)fluoranthene	2.4		0.36	mg/Kg-dry	10	02/23/12 07:59 PM
Benzo(g,h,i)perylene	0.40		0.36	mg/Kg-dry	10	02/23/12 07:59 PM
Benzo(k)fluoranthene	0.50		0.36	mg/Kg-dry	10	02/23/12 07:59 PM
Bis(2-chloroethoxy)methane	ND		1.9	mg/Kg-dry	10	02/23/12 07:59 PM
Bis(2-chloroethyl)ether	ND		1.9	mg/Kg-dry	10	02/23/12 07:59 PM
Bis(2-chloroisopropyl)ether	ND		1.9	mg/Kg-dry	10	02/23/12 07:59 PM
Bis(2-ethylhexyl)phthalate	ND		3.9	mg/Kg-dry	10	02/23/12 07:59 PM
Butyl benzyl phthalate	ND		1.9	mg/Kg-dry	10	02/23/12 07:59 PM
Caprolactam	ND		3.9	mg/Kg-dry	10	02/23/12 07:59 PM
Carbazole	ND		1.9	mg/Kg-dry	10	02/23/12 07:59 PM
Chrysene	1.4		0.36	mg/Kg-dry	10	02/23/12 07:59 PM
Dibenzo(a,h)anthracene	ND		0.36	mg/Kg-dry	10	02/23/12 07:59 PM
Dibenzofuran	ND		1.9	mg/Kg-dry	10	02/23/12 07:59 PM
Diethyl phthalate	ND		3.9	mg/Kg-dry	10	02/23/12 07:59 PM
Dimethyl phthalate	ND		3.9	mg/Kg-dry	10	02/23/12 07:59 PM
Di-n-butyl phthalate	ND		3.9	mg/Kg-dry	10	02/23/12 07:59 PM
Di-n-octyl phthalate	ND		1.9	mg/Kg-dry	10	02/23/12 07:59 PM
Fluoranthene	1.2		0.36	mg/Kg-dry	10	02/23/12 07:59 PM
Fluorene	ND		0.36	mg/Kg-dry	10	02/23/12 07:59 PM
Hexachlorobenzene	ND		1.9	mg/Kg-dry	10	02/23/12 07:59 PM

Note: See Qualifiers page for a list of qualifiers and their definitions.

29
3/13/12

ALS Group USA, Corp

Date: 29-Feb-12

Client: Weston Solutions, Inc

Project: 20405.016.001.17XX.00/ E Sandusky Co Dumps

Work Order: 1202544

Sample ID: YD-B01-S01-021512-DP

Lab ID: 1202544-06

Collection Date: 02/15/12 02:10 PM

Matrix: SOIL

Analyses	Result	Qual	Report Limit	Units	Dilution Factor	Date Analyzed
Hexachlorobutadiene	ND		1.9	mg/Kg-dry	10	02/23/12 07:59 PM
Hexachlorocyclopentadiene	ND		3.9	mg/Kg-dry	10	02/23/12 07:59 PM
Hexachloroethane	ND		1.9	mg/Kg-dry	10	02/23/12 07:59 PM
Indeno(1,2,3-cd)pyrene	0.41		0.36	mg/Kg-dry	10	02/23/12 07:59 PM
Isophorone	ND		1.9	mg/Kg-dry	10	02/23/12 07:59 PM
Naphthalene	ND		0.36	mg/Kg-dry	10	02/23/12 07:59 PM
Nitrobenzene	ND		1.9	mg/Kg-dry	10	02/23/12 07:59 PM
N-Nitrosodi-n-propylamine	ND		1.9	mg/Kg-dry	10	02/23/12 07:59 PM
N-Nitrosodiphenylamine	ND		1.9	mg/Kg-dry	10	02/23/12 07:59 PM
Pentachlorophenol	ND		3.9	mg/Kg-dry	10	02/23/12 07:59 PM
Phenanthrene	ND		0.36	mg/Kg-dry	10	02/23/12 07:59 PM
Phenol	ND		1.9	mg/Kg-dry	10	02/23/12 07:59 PM
Pyrene	1.0		0.36	mg/Kg-dry	10	02/23/12 07:59 PM
Surr: 2,4,6-Tribromophenol	95.0		34-140	%REC	10	02/23/12 07:59 PM
Surr: 2-Fluorobiphenyl	88.8		12-100	%REC	10	02/23/12 07:59 PM
Surr: 2-Fluorophenol	68.8		33-117	%REC	10	02/23/12 07:59 PM
Surr: 4-Terphenyl-d14	115		25-137	%REC	10	02/23/12 07:59 PM
Surr: Nitrobenzene-d5	74.8		37-107	%REC	10	02/23/12 07:59 PM
Surr: Phenol-d6	78.8		40-106	%REC	10	02/23/12 07:59 PM
VOLATILE ORGANIC COMPOUNDS			SW8260			Analyst: RS
1,1,1-Trichloroethane	ND		0.061	mg/Kg-dry	50	02/22/12 09:19 PM
1,1,2,2-Tetrachloroethane	ND		0.12	mg/Kg-dry	50	02/22/12 09:19 PM
1,1,2-Trichloroethane	ND		0.12	mg/Kg-dry	50	02/22/12 09:19 PM
1,1,2-Trichlorotrifluoroethane	ND		0.061	mg/Kg-dry	50	02/22/12 09:19 PM
1,1-Dichloroethane	ND		0.061	mg/Kg-dry	50	02/22/12 09:19 PM
1,1-Dichloroethene	ND		0.061	mg/Kg-dry	50	02/22/12 09:19 PM
1,2,4-Trichlorobenzene	ND		0.061	mg/Kg-dry	50	02/22/12 09:19 PM
1,2-Dibromo-3-chloropropane	ND		0.12	mg/Kg-dry	50	02/22/12 09:19 PM
1,2-Dibromoethane	ND		0.091	mg/Kg-dry	50	02/22/12 09:19 PM
1,2-Dichlorobenzene	ND		0.061	mg/Kg-dry	50	02/22/12 09:19 PM
1,2-Dichloroethane	ND		0.061	mg/Kg-dry	50	02/22/12 09:19 PM
1,2-Dichloropropane	ND		0.21	mg/Kg-dry	50	02/22/12 09:19 PM
1,3-Dichlorobenzene	ND		0.061	mg/Kg-dry	50	02/22/12 09:19 PM
1,4-Dichlorobenzene	ND		0.061	mg/Kg-dry	50	02/22/12 09:19 PM
2-Butanone	ND		0.46	mg/Kg-dry	50	02/22/12 09:19 PM
2-Hexanone	ND		0.30	mg/Kg-dry	50	02/22/12 09:19 PM
4-Methyl-2-pentanone	ND		0.30	mg/Kg-dry	50	02/22/12 09:19 PM
Acetone	ND		0.27	mg/Kg-dry	50	02/22/12 09:19 PM
Benzene	ND		0.061	mg/Kg-dry	50	02/22/12 09:19 PM
Bromodichloromethane	ND		0.091	mg/Kg-dry	50	02/22/12 09:19 PM

Note: See Qualifiers page for a list of qualifiers and their definitions.

ALS Group USA, Corp

Date: 29-Feb-12

Client: Weston Solutions, Inc
 Project: 20405.016.001.17XX.00/ E Sandusky Co Dumps
 Sample ID: YD-B01-S01-021512-DP
 Collection Date: 02/15/12 02:10 PM

Work Order: 1202544
 Lab ID: 1202544-06
 Matrix: SOIL

Analyses	Result	Qual	Report Limit	Units	Dilution Factor	Date Analyzed
Bromoform	ND		0.061	mg/Kg-dry	50	02/22/12 09:19 PM
Bromomethane	ND		0.091	mg/Kg-dry	50	02/22/12 09:19 PM
Carbon disulfide	ND		0.091	mg/Kg-dry	50	02/22/12 09:19 PM
Carbon tetrachloride	ND		0.061	mg/Kg-dry	50	02/22/12 09:19 PM
Chlorobenzene	ND		0.091	mg/Kg-dry	50	02/22/12 09:19 PM
Chloroethane	ND		0.18	mg/Kg-dry	50	02/22/12 09:19 PM
Chloroform	ND		0.061	mg/Kg-dry	50	02/22/12 09:19 PM
Chloromethane	ND		0.18	mg/Kg-dry	50	02/22/12 09:19 PM
cis-1,2-Dichloroethene	ND		0.12	mg/Kg-dry	50	02/22/12 09:19 PM
cis-1,3-Dichloropropene	ND		0.061	mg/Kg-dry	50	02/22/12 09:19 PM
Cyclohexane	ND		0.061	mg/Kg-dry	50	02/22/12 09:19 PM
Dibromochloromethane	ND		0.12	mg/Kg-dry	50	02/22/12 09:19 PM
Dichlorodifluoromethane	ND		0.061	mg/Kg-dry	50	02/22/12 09:19 PM
Ethylbenzene	ND		0.12	mg/Kg-dry	50	02/22/12 09:19 PM
Isopropylbenzene	ND		0.061	mg/Kg-dry	50	02/22/12 09:19 PM
Methyl acetate	ND		0.49	mg/Kg-dry	50	02/22/12 09:19 PM
Methyl tert-butyl ether	ND		0.091	mg/Kg-dry	50	02/22/12 09:19 PM
Methylcyclohexane	ND		1.2	mg/Kg-dry	50	02/22/12 09:19 PM
Methylene chloride	ND		0.12	mg/Kg-dry	50	02/22/12 09:19 PM
Styrene	ND		0.091	mg/Kg-dry	50	02/22/12 09:19 PM
Tetrachloroethene	ND		0.061	mg/Kg-dry	50	02/22/12 09:19 PM
Toluene	ND		0.091	mg/Kg-dry	50	02/22/12 09:19 PM
trans-1,2-Dichloroethene	ND		0.061	mg/Kg-dry	50	02/22/12 09:19 PM
trans-1,3-Dichloropropene	ND		0.091	mg/Kg-dry	50	02/22/12 09:19 PM
Trichloroethene	ND		0.061	mg/Kg-dry	50	02/22/12 09:19 PM
Trichlorofluoromethane	ND		0.061	mg/Kg-dry	50	02/22/12 09:19 PM
Vinyl chloride	ND		0.12	mg/Kg-dry	50	02/22/12 09:19 PM
Xylenes, Total	ND		0.18	mg/Kg-dry	50	02/22/12 09:19 PM
<i>Surr: 1,2-Dichloroethane-d4</i>	108		70-120	%REC	50	02/22/12 09:19 PM
<i>Surr: 4-Bromofluorobenzene</i>	94.6		75-120	%REC	50	02/22/12 09:19 PM
<i>Surr: Dibromofluoromethane</i>	93.7		85-115	%REC	50	02/22/12 09:19 PM
<i>Surr: Toluene-d8</i>	94.6		85-115	%REC	50	02/22/12 09:19 PM

CHROMIUM, HEXAVALENT

Chromium, Hexavalent ND SW7196A mg/Kg-dry 1 Prep Date: 02/20/12 Analyst: MB 02/23/12 12:01 PM

MOISTURE

Moisture 18 A2540 G % of sample 1 Analyst: CG 02/20/12 01:42 PM

Note: See Qualifiers page for a list of qualifiers and their definitions.

ALS Group USA, Corp

Date: 29-Feb-12

Client: Weston Solutions, Inc
Project: 20405.016.001.17XX.00/ E Sandusky Co Dumps
Sample ID: YD-B02-S01-021512
Collection Date: 02/15/12 03:05 PM

Work Order: 1202544
Lab ID: 1202544-07
Matrix: SOIL

Analyses	Result	Qual	Report Limit	Units	Dilution Factor	Date Analyzed
HERBICIDES			SW8151		Prep Date: 02/23/12	Analyst: JD
2,4,5-T	ND		0.0057	mg/Kg-dry	1	02/24/12 07:17 PM
2,4,5-TP (Silvex)	ND		0.011	mg/Kg-dry	1	02/24/12 07:17 PM
2,4-D	ND		0.0057	mg/Kg-dry	1	02/24/12 07:17 PM
Surr: DCAA	90.0		30-150	%REC	1	02/24/12 07:17 PM
PCBS			SW8082		Prep Date: 02/23/12	Analyst: JD
Aroclor 1016	ND		0.043	mg/Kg-dry	1	02/26/12 05:12 AM
Aroclor 1221	ND		0.043	mg/Kg-dry	1	02/26/12 05:12 AM
Aroclor 1232	ND		0.043	mg/Kg-dry	1	02/26/12 05:12 AM
Aroclor 1242	ND		0.043	mg/Kg-dry	1	02/26/12 05:12 AM
Aroclor 1248	ND		0.043	mg/Kg-dry	1	02/26/12 05:12 AM
Aroclor 1254	ND		0.043	mg/Kg-dry	1	02/26/12 05:12 AM
Aroclor 1260	ND		0.043	mg/Kg-dry	1	02/26/12 05:12 AM
Surr: Decachlorobiphenyl	87.1		40-140	%REC	1	02/26/12 05:12 AM
PESTICIDES			SW8081		Prep Date: 02/23/12	Analyst: JD
4,4'-DDD	ND		0.22	mg/Kg-dry	20	02/26/12 10:21 AM
4,4'-DDE	ND		0.22	mg/Kg-dry	20	02/26/12 10:21 AM
4,4'-DDT	ND		0.22	mg/Kg-dry	20	02/26/12 10:21 AM
Aldrin	ND		0.22	mg/Kg-dry	20	02/26/12 10:21 AM
alpha-BHC	ND		0.22	mg/Kg-dry	20	02/26/12 10:21 AM
alpha-Chlordane	ND		0.22	mg/Kg-dry	20	02/26/12 10:21 AM
beta-BHC	ND		0.22	mg/Kg-dry	20	02/26/12 10:21 AM
Chlordane, Technical	ND		0.54	mg/Kg-dry	20	02/26/12 10:21 AM
delta-BHC	ND		0.22	mg/Kg-dry	20	02/26/12 10:21 AM
Dieldrin	ND		0.22	mg/Kg-dry	20	02/26/12 10:21 AM
Endosulfan I	ND		0.22	mg/Kg-dry	20	02/26/12 10:21 AM
Endosulfan II	ND		0.22	mg/Kg-dry	20	02/26/12 10:21 AM
Endosulfan sulfate	ND		0.22	mg/Kg-dry	20	02/26/12 10:21 AM
Endrin	ND		0.22	mg/Kg-dry	20	02/26/12 10:21 AM
Endrin aldehyde	ND		0.22	mg/Kg-dry	20	02/26/12 10:21 AM
Endrin ketone	ND		0.22	mg/Kg-dry	20	02/26/12 10:21 AM
gamma-BHC (Lindane)	ND		0.22	mg/Kg-dry	20	02/26/12 10:21 AM
gamma-Chlordane	ND		0.22	mg/Kg-dry	20	02/26/12 10:21 AM
Heptachlor	ND		0.22	mg/Kg-dry	20	02/26/12 10:21 AM
Heptachlor epoxide	ND		0.22	mg/Kg-dry	20	02/26/12 10:21 AM
Methoxychlor	ND		0.22	mg/Kg-dry	20	02/26/12 10:21 AM
Toxaphene	ND		1.3	mg/Kg-dry	20	02/26/12 10:21 AM
Surr: Decachlorobiphenyl	240	S	45-135	%REC	20	02/26/12 10:21 AM
Surr: Tetrachloro-m-xylene	80.1		45-124	%REC	20	02/26/12 10:21 AM

Note: See Qualifiers page for a list of qualifiers and their definitions.

ALS Group USA, Corp

Date: 29-Feb-12

Client: Weston Solutions, Inc

Project: 20405.016.001.17XX.00/ E Sandusky Co Dumps

Work Order: 1202544

Sample ID: YD-B02-S01-021512

Lab ID: 1202544-07

Collection Date: 02/15/12 03:05 PM

Matrix: SOIL

Analyses	Result	Qual	Report Limit	Units	Dilution Factor	Date Analyzed
MERCURY BY CVA						
Mercury	0.054		SW7471 0.016	mg/Kg-dry	1	Prep Date: 02/20/12 Analyst: LR 02/21/12 04:02 PM
METALS BY ICP-MS						
Aluminum	7,400		SW6020A 14	mg/Kg-dry	20	Prep Date: 02/22/12 Analyst: RH 02/23/12 03:38 PM
Antimony	1.2		0.71	mg/Kg-dry	2	02/22/12 11:24 PM
Arsenic	6.6		0.71	mg/Kg-dry	2	02/22/12 11:24 PM
Barium	150		0.71	mg/Kg-dry	2	02/22/12 11:24 PM
Beryllium	ND		0.28	mg/Kg-dry	2	02/22/12 11:24 PM
Boron	2.9		2.7	mg/Kg-dry	2	02/22/12 11:24 PM
Cadmium	6.2		0.28	mg/Kg-dry	2	02/22/12 11:24 PM
Calcium	69,000		710	mg/Kg-dry	20	02/23/12 03:38 PM
Chromium	14		0.71	mg/Kg-dry	2	02/22/12 11:24 PM
Cobalt	4.7		0.71	mg/Kg-dry	2	02/22/12 11:24 PM
Copper	48		0.71	mg/Kg-dry	2	02/22/12 11:24 PM
Iron	40,000		110	mg/Kg-dry	20	02/23/12 03:38 PM
Lead	860		7.1	mg/Kg-dry	20	02/23/12 03:38 PM
Magnesium	17,000		28	mg/Kg-dry	2	02/22/12 11:24 PM
Manganese	410		7.1	mg/Kg-dry	20	02/23/12 03:38 PM
Nickel	13		0.71	mg/Kg-dry	2	02/22/12 11:24 PM
Potassium	380		28	mg/Kg-dry	2	02/22/12 11:24 PM
Selenium	ND		0.71	mg/Kg-dry	2	02/22/12 11:24 PM
Silver	ND		0.71	mg/Kg-dry	2	02/22/12 11:24 PM
Sodium	58		28	mg/Kg-dry	2	02/22/12 11:24 PM
Thallium	ND		0.71	mg/Kg-dry	2	02/22/12 11:24 PM
Vanadium	9.2		0.71	mg/Kg-dry	2	02/22/12 11:24 PM
Zinc	200		1.4	mg/Kg-dry	2	02/22/12 11:24 PM
SEMI-VOLATILE ORGANIC COMPOUNDS						
1,1'-Biphenyl	ND		SW8270 18	mg/Kg-dry	50	Prep Date: 02/21/12 Analyst: HL 02/23/12 08:32 PM
2,4,5-Trichlorophenol	ND		8.9	mg/Kg-dry	50	02/23/12 08:32 PM
2,4,6-Trichlorophenol	ND		8.9	mg/Kg-dry	50	02/23/12 08:32 PM
2,4-Dichlorophenol	ND		8.9	mg/Kg-dry	50	02/23/12 08:32 PM
2,4-Dimethylphenol	ND		18	mg/Kg-dry	50	02/23/12 08:32 PM
2,4-Dinitrophenol	ND		37	mg/Kg-dry	50	02/23/12 08:32 PM
2,4-Dinitrotoluene	ND		8.9	mg/Kg-dry	50	02/23/12 08:32 PM
2,6-Dinitrotoluene	ND		8.9	mg/Kg-dry	50	02/23/12 08:32 PM
2-Chloronaphthalene	ND		4.5	mg/Kg-dry	50	02/23/12 08:32 PM
2-Chlorophenol	ND		8.9	mg/Kg-dry	50	02/23/12 08:32 PM
2-Methylnaphthalene	ND		4.5	mg/Kg-dry	50	02/23/12 08:32 PM
2-Methylphenol	ND		8.9	mg/Kg-dry	50	02/23/12 08:32 PM

Note: See Qualifiers page for a list of qualifiers and their definitions.

ALS Group USA, Corp

Date: 29-Feb-12

Client: Weston Solutions, Inc

Project: 20405.016.001.17XX.00/ E Sandusky Co Dumps

Work Order: 1202544

Sample ID: YD-B02-S01-021512

Lab ID: 1202544-07

Collection Date: 02/15/12 03:05 PM

Matrix: SOIL

Analyses	Result	Qual	Report Limit	Units	Dilution Factor	Date Analyzed
2-Nitroaniline	ND		37	mg/Kg-dry	50	02/23/12 08:32 PM
2-Nitrophenol	ND		8.9	mg/Kg-dry	50	02/23/12 08:32 PM
3,3'-Dichlorobenzidine	ND		37	mg/Kg-dry	50	02/23/12 08:32 PM
3-Nitroaniline	ND		37	mg/Kg-dry	50	02/23/12 08:32 PM
4,6-Dinitro-2-methylphenol	ND		18	mg/Kg-dry	50	02/23/12 08:32 PM
4-Bromophenyl phenyl ether	ND		8.9	mg/Kg-dry	50	02/23/12 08:32 PM
4-Chloro-3-methylphenol	ND		8.9	mg/Kg-dry	50	02/23/12 08:32 PM
4-Chloroaniline	ND		37	mg/Kg-dry	50	02/23/12 08:32 PM
4-Chlorophenyl phenyl ether	ND		8.9	mg/Kg-dry	50	02/23/12 08:32 PM
4-Methylphenol	ND		8.9	mg/Kg-dry	50	02/23/12 08:32 PM
4-Nitroaniline	ND	WJ	37	mg/Kg-dry	50	02/23/12 08:32 PM
4-Nitrophenol	ND		37	mg/Kg-dry	50	02/23/12 08:32 PM
Acenaphthene	ND		1.7	mg/Kg-dry	50	02/23/12 08:32 PM
Acenaphthylene	1.7		1.7	mg/Kg-dry	50	02/23/12 08:32 PM
Acetophenone	ND		18	mg/Kg-dry	50	02/23/12 08:32 PM
Anthracene	1.9		1.7	mg/Kg-dry	50	02/23/12 08:32 PM
Atrazine	ND		18	mg/Kg-dry	50	02/23/12 08:32 PM
Benzaldehyde	ND		18	mg/Kg-dry	50	02/23/12 08:32 PM
Benzo(a)anthracene	7.5		1.7	mg/Kg-dry	50	02/23/12 08:32 PM
Benzo(a)pyrene	5.9		1.7	mg/Kg-dry	50	02/23/12 08:32 PM
Benzo(b)fluoranthene	12		1.7	mg/Kg-dry	50	02/23/12 08:32 PM
Benzo(g,h,i)perylene	ND		1.7	mg/Kg-dry	50	02/23/12 08:32 PM
Benzo(k)fluoranthene	4.0		1.7	mg/Kg-dry	50	02/23/12 08:32 PM
Bis(2-chloroethoxy)methane	ND		8.9	mg/Kg-dry	50	02/23/12 08:32 PM
Bis(2-chloroethyl)ether	ND		8.9	mg/Kg-dry	50	02/23/12 08:32 PM
Bis(2-chloroisopropyl)ether	ND		8.9	mg/Kg-dry	50	02/23/12 08:32 PM
Bis(2-ethylhexyl)phthalate	ND		18	mg/Kg-dry	50	02/23/12 08:32 PM
Butyl benzyl phthalate	ND		8.9	mg/Kg-dry	50	02/23/12 08:32 PM
Caprolactam	ND		18	mg/Kg-dry	50	02/23/12 08:32 PM
Carbazole	ND		8.9	mg/Kg-dry	50	02/23/12 08:32 PM
Chrysene	8.4		1.7	mg/Kg-dry	50	02/23/12 08:32 PM
Dibenzo(a,h)anthracene	ND		1.7	mg/Kg-dry	50	02/23/12 08:32 PM
Dibenzofuran	ND		8.9	mg/Kg-dry	50	02/23/12 08:32 PM
Diethyl phthalate	ND		18	mg/Kg-dry	50	02/23/12 08:32 PM
Dimethyl phthalate	ND		18	mg/Kg-dry	50	02/23/12 08:32 PM
Di-n-butyl phthalate	ND		18	mg/Kg-dry	50	02/23/12 08:32 PM
Di-n-octyl phthalate	ND		8.9	mg/Kg-dry	50	02/23/12 08:32 PM
Fluoranthene	17		1.7	mg/Kg-dry	50	02/23/12 08:32 PM
Fluorene	ND		1.7	mg/Kg-dry	50	02/23/12 08:32 PM
Hexachlorobenzene	ND		8.9	mg/Kg-dry	50	02/23/12 08:32 PM

Note: See Qualifiers page for a list of qualifiers and their definitions.

28
3/13/12

ALS Group USA, Corp

Date: 29-Feb-12

Client: Weston Solutions, Inc

Project: 20405.016.001.17XX.00/ E Sandusky Co Dumps

Work Order: 1202544

Sample ID: YD-B02-S01-021512

Lab ID: 1202544-07

Collection Date: 02/15/12 03:05 PM

Matrix: SOIL

Analyses	Result	Qual	Report Limit	Units	Dilution Factor	Date Analyzed
Hexachlorobutadiene	ND		8.9	mg/Kg-dry	50	02/23/12 08:32 PM
Hexachlorocyclopentadiene	ND		18	mg/Kg-dry	50	02/23/12 08:32 PM
Hexachloroethane	ND		8.9	mg/Kg-dry	50	02/23/12 08:32 PM
Indeno(1,2,3-cd)pyrene	2.2		1.7	mg/Kg-dry	50	02/23/12 08:32 PM
Isophorone	ND		8.9	mg/Kg-dry	50	02/23/12 08:32 PM
Naphthalene	ND		1.7	mg/Kg-dry	50	02/23/12 08:32 PM
Nitrobenzene	ND		8.9	mg/Kg-dry	50	02/23/12 08:32 PM
N-Nitrosodi-n-propylamine	ND		8.9	mg/Kg-dry	50	02/23/12 08:32 PM
N-Nitrosodiphenylamine	ND		8.9	mg/Kg-dry	50	02/23/12 08:32 PM
Pentachlorophenol	ND		18	mg/Kg-dry	50	02/23/12 08:32 PM
Phenanthrene	9.3		1.7	mg/Kg-dry	50	02/23/12 08:32 PM
Phenol	ND		8.9	mg/Kg-dry	50	02/23/12 08:32 PM
Pyrene	12		1.7	mg/Kg-dry	50	02/23/12 08:32 PM
Surr: 2,4,6-Tribromophenol	195	S	34-140	%REC	50	02/23/12 08:32 PM
Surr: 2-Fluorobiphenyl	88.0		12-100	%REC	50	02/23/12 08:32 PM
Surr: 2-Fluorophenol	72.0		33-117	%REC	50	02/23/12 08:32 PM
Surr: 4-Terphenyl-d14	109		25-137	%REC	50	02/23/12 08:32 PM
Surr: Nitrobenzene-d5	78.0		37-107	%REC	50	02/23/12 08:32 PM
Surr: Phenol-d6	68.0		40-106	%REC	50	02/23/12 08:32 PM
VOLATILE ORGANIC COMPOUNDS			SW8260			Analyst: RS
1,1,1-Trichloroethane	ND		0.057	mg/Kg-dry	50	02/22/12 09:44 PM
1,1,2,2-Tetrachloroethane	ND		0.11	mg/Kg-dry	50	02/22/12 09:44 PM
1,1,2-Trichloroethane	ND		0.11	mg/Kg-dry	50	02/22/12 09:44 PM
1,1,2-Trichlorotrifluoroethane	ND		0.057	mg/Kg-dry	50	02/22/12 09:44 PM
1,1-Dichloroethane	ND		0.057	mg/Kg-dry	50	02/22/12 09:44 PM
1,1-Dichloroethene	ND		0.057	mg/Kg-dry	50	02/22/12 09:44 PM
1,2,4-Trichlorobenzene	ND		0.057	mg/Kg-dry	50	02/22/12 09:44 PM
1,2-Dibromo-3-chloropropane	ND		0.11	mg/Kg-dry	50	02/22/12 09:44 PM
1,2-Dibromoethane	ND		0.086	mg/Kg-dry	50	02/22/12 09:44 PM
1,2-Dichlorobenzene	ND		0.057	mg/Kg-dry	50	02/22/12 09:44 PM
1,2-Dichloroethane	ND		0.057	mg/Kg-dry	50	02/22/12 09:44 PM
1,2-Dichloropropane	ND		0.20	mg/Kg-dry	50	02/22/12 09:44 PM
1,3-Dichlorobenzene	ND		0.057	mg/Kg-dry	50	02/22/12 09:44 PM
1,4-Dichlorobenzene	ND		0.057	mg/Kg-dry	50	02/22/12 09:44 PM
2-Butanone	ND		0.43	mg/Kg-dry	50	02/22/12 09:44 PM
2-Hexanone	ND		0.29	mg/Kg-dry	50	02/22/12 09:44 PM
4-Methyl-2-pentanone	ND		0.29	mg/Kg-dry	50	02/22/12 09:44 PM
Acetone	ND		0.26	mg/Kg-dry	50	02/22/12 09:44 PM
Benzene	ND		0.057	mg/Kg-dry	50	02/22/12 09:44 PM
Bromodichloromethane	ND		0.086	mg/Kg-dry	50	02/22/12 09:44 PM

Note: See Qualifiers page for a list of qualifiers and their definitions.

ALS Group USA, Corp

Date: 29-Feb-12

Client: Weston Solutions, Inc

Project: 20405.016.001.17XX.00/ E Sandusky Co Dumps

Work Order: 1202544

Sample ID: YD-B02-S01-021512

Lab ID: 1202544-07

Collection Date: 02/15/12 03:05 PM

Matrix: SOIL

Analyses	Result	Qual	Report Limit	Units	Dilution Factor	Date Analyzed
Bromoform	ND		0.057	mg/Kg-dry	50	02/22/12 09:44 PM
Bromomethane	ND		0.086	mg/Kg-dry	50	02/22/12 09:44 PM
Carbon disulfide	ND		0.086	mg/Kg-dry	50	02/22/12 09:44 PM
Carbon tetrachloride	ND		0.057	mg/Kg-dry	50	02/22/12 09:44 PM
Chlorobenzene	ND		0.086	mg/Kg-dry	50	02/22/12 09:44 PM
Chloroethane	ND		0.17	mg/Kg-dry	50	02/22/12 09:44 PM
Chloroform	ND		0.057	mg/Kg-dry	50	02/22/12 09:44 PM
Chloromethane	ND		0.17	mg/Kg-dry	50	02/22/12 09:44 PM
cis-1,2-Dichloroethene	ND		0.11	mg/Kg-dry	50	02/22/12 09:44 PM
cis-1,3-Dichloropropene	ND		0.057	mg/Kg-dry	50	02/22/12 09:44 PM
Cyclohexane	ND		0.057	mg/Kg-dry	50	02/22/12 09:44 PM
Dibromochloromethane	ND		0.11	mg/Kg-dry	50	02/22/12 09:44 PM
Dichlorodifluoromethane	ND		0.057	mg/Kg-dry	50	02/22/12 09:44 PM
Ethylbenzene	ND		0.11	mg/Kg-dry	50	02/22/12 09:44 PM
Isopropylbenzene	ND		0.057	mg/Kg-dry	50	02/22/12 09:44 PM
Methyl acetate	ND		0.29	mg/Kg-dry	50	02/22/12 09:44 PM
Methyl tert-butyl ether	ND		0.086	mg/Kg-dry	50	02/22/12 09:44 PM
Methylcyclohexane	ND		1.1	mg/Kg-dry	50	02/22/12 09:44 PM
Methylene chloride	ND		0.11	mg/Kg-dry	50	02/22/12 09:44 PM
Styrene	ND		0.086	mg/Kg-dry	50	02/22/12 09:44 PM
Tetrachloroethene	ND		0.057	mg/Kg-dry	50	02/22/12 09:44 PM
Toluene	ND		0.086	mg/Kg-dry	50	02/22/12 09:44 PM
trans-1,2-Dichloroethene	ND		0.057	mg/Kg-dry	50	02/22/12 09:44 PM
trans-1,3-Dichloropropene	ND		0.086	mg/Kg-dry	50	02/22/12 09:44 PM
Trichloroethene	ND		0.057	mg/Kg-dry	50	02/22/12 09:44 PM
Trichlorofluoromethane	ND		0.057	mg/Kg-dry	50	02/22/12 09:44 PM
Vinyl chloride	ND		0.11	mg/Kg-dry	50	02/22/12 09:44 PM
Xylenes, Total	ND		0.17	mg/Kg-dry	50	02/22/12 09:44 PM
<i>Surr: 1,2-Dichloroethane-d4</i>	109		70-120	%REC	50	02/22/12 09:44 PM
<i>Surr: 4-Bromofluorobenzene</i>	96.4		75-120	%REC	50	02/22/12 09:44 PM
<i>Surr: Dibromofluoromethane</i>	94.2		85-115	%REC	50	02/22/12 09:44 PM
<i>Surr: Toluene-d8</i>	93.7		85-115	%REC	50	02/22/12 09:44 PM
CHROMIUM, HEXAVALENT			SW7196A		Prep Date: 02/20/12	Analyst: MB
Chromium, Hexavalent	ND		0.57	mg/Kg-dry	1	02/23/12 12:01 PM
MOISTURE			A2540 G			Analyst: CG
Moisture	13		0.050	% of sample	1	02/20/12 01:42 PM

Note: See Qualifiers page for a list of qualifiers and their definitions.

ALS Group USA, Corp

Date: 29-Feb-12

Client: Weston Solutions, Inc

Project: 20405.016.001.17XX.00/ E Sandusky Co Dumps

Work Order: 1202544

Sample ID: YD-B03-S01-021512

Lab ID: 1202544-08

Collection Date: 02/15/12 03:45 PM

Matrix: SOIL

Analyses	Result	Qual	Report Limit	Units	Dilution Factor	Date Analyzed
HERBICIDES			SW8151		Prep Date: 02/23/12	Analyst: JD
2,4,5-T	ND		0.0060	mg/Kg-dry	1	02/24/12 07:17 PM
2,4,5-TP (Silvex)	ND		0.012	mg/Kg-dry	1	02/24/12 07:17 PM
2,4-D	ND		0.0060	mg/Kg-dry	1	02/24/12 07:17 PM
Surr: DCAA	78.0		30-150	%REC	1	02/24/12 07:17 PM
PCBS			SW8082		Prep Date: 02/23/12	Analyst: JD
Aroclor 1016	ND		0.048	mg/Kg-dry	1	02/26/12 05:32 AM
Aroclor 1221	ND		0.048	mg/Kg-dry	1	02/26/12 05:32 AM
Aroclor 1232	ND		0.048	mg/Kg-dry	1	02/26/12 05:32 AM
Aroclor 1242	ND		0.048	mg/Kg-dry	1	02/26/12 05:32 AM
Aroclor 1248	ND		0.048	mg/Kg-dry	1	02/26/12 05:32 AM
Aroclor 1254	ND		0.048	mg/Kg-dry	1	02/26/12 05:32 AM
Aroclor 1260	ND		0.048	mg/Kg-dry	1	02/26/12 05:32 AM
Surr: Decachlorobiphenyl	87.1		40-140	%REC	1	02/26/12 05:32 AM
PESTICIDES			SW8081		Prep Date: 02/23/12	Analyst: JD
4,4'-DDD	ND		0.24	mg/Kg-dry	20	02/26/12 10:36 AM
4,4'-DDE	ND		0.24	mg/Kg-dry	20	02/26/12 10:36 AM
4,4'-DDT	ND		0.24	mg/Kg-dry	20	02/26/12 10:36 AM
Aldrin	ND		0.24	mg/Kg-dry	20	02/26/12 10:36 AM
alpha-BHC	ND		0.24	mg/Kg-dry	20	02/26/12 10:36 AM
alpha-Chlordane	ND		0.24	mg/Kg-dry	20	02/26/12 10:36 AM
beta-BHC	ND		0.24	mg/Kg-dry	20	02/26/12 10:36 AM
Chlordane, Technical	ND		0.60	mg/Kg-dry	20	02/26/12 10:36 AM
delta-BHC	ND		0.24	mg/Kg-dry	20	02/26/12 10:36 AM
Dieldrin	ND		0.24	mg/Kg-dry	20	02/26/12 10:36 AM
Endosulfan I	ND		0.24	mg/Kg-dry	20	02/26/12 10:36 AM
Endosulfan II	ND		0.24	mg/Kg-dry	20	02/26/12 10:36 AM
Endosulfan sulfate	ND		0.24	mg/Kg-dry	20	02/26/12 10:36 AM
Endrin	ND		0.24	mg/Kg-dry	20	02/26/12 10:36 AM
Endrin aldehyde	ND		0.24	mg/Kg-dry	20	02/26/12 10:36 AM
Endrin ketone	ND		0.24	mg/Kg-dry	20	02/26/12 10:36 AM
gamma-BHC (Lindane)	ND		0.24	mg/Kg-dry	20	02/26/12 10:36 AM
gamma-Chlordane	ND		0.24	mg/Kg-dry	20	02/26/12 10:36 AM
Heptachlor	ND		0.24	mg/Kg-dry	20	02/26/12 10:36 AM
Heptachlor epoxide	ND		0.24	mg/Kg-dry	20	02/26/12 10:36 AM
Methoxychlor	ND		0.24	mg/Kg-dry	20	02/26/12 10:36 AM
Toxaphene	ND		1.4	mg/Kg-dry	20	02/26/12 10:36 AM
Surr: Decachlorobiphenyl	260	S	45-135	%REC	20	02/26/12 10:36 AM
Surr: Tetrachloro-m-xylene	80.1		45-124	%REC	20	02/26/12 10:36 AM

Note: See Qualifiers page for a list of qualifiers and their definitions.

ALS Group USA, Corp

Date: 29-Feb-12

Client: Weston Solutions, Inc

Project: 20405.016.001.17XX.00/ E Sandusky Co Dumps

Work Order: 1202544

Sample ID: YD-B03-S01-021512

Lab ID: 1202544-08

Collection Date: 02/15/12 03:45 PM

Matrix: SOIL

Analyses	Result	Qual	Report Limit	Units	Dilution Factor	Date Analyzed
MERCURY BY CVA						
Mercury	0.24		SW7471 0.020	mg/Kg-dry	1	Prep Date: 02/20/12 Analyst: LR 02/21/12 04:04 PM
METALS BY ICP-MS						
Aluminum	8,500		SW6020A 16	mg/Kg-dry	20	Prep Date: 02/22/12 Analyst: RH 02/23/12 03:44 PM
Antimony	ND		0.80	mg/Kg-dry	2	02/22/12 11:30 PM
Arsenic	5.3		0.80	mg/Kg-dry	2	02/22/12 11:30 PM
Barium	77		0.80	mg/Kg-dry	2	02/22/12 11:30 PM
Beryllium	0.33		0.32	mg/Kg-dry	2	02/22/12 11:30 PM
Boron	ND		3.2	mg/Kg-dry	2	02/22/12 11:30 PM
Cadmium	0.55		0.32	mg/Kg-dry	2	02/22/12 11:30 PM
Calcium	6,500		80	mg/Kg-dry	2	02/22/12 11:30 PM
Chromium	11		0.80	mg/Kg-dry	2	02/22/12 11:30 PM
Cobalt	7.0		0.80	mg/Kg-dry	2	02/22/12 11:30 PM
Copper	18		0.80	mg/Kg-dry	2	02/22/12 11:30 PM
Iron	13,000		13	mg/Kg-dry	2	02/22/12 11:30 PM
Lead	45		0.80	mg/Kg-dry	2	02/22/12 11:30 PM
Magnesium	3,700		32	mg/Kg-dry	2	02/22/12 11:30 PM
Manganese	710		8.0	mg/Kg-dry	20	02/23/12 03:44 PM
Nickel	11		0.80	mg/Kg-dry	2	02/22/12 11:30 PM
Potassium	900		32	mg/Kg-dry	2	02/22/12 11:30 PM
Selenium	0.94		0.80	mg/Kg-dry	2	02/22/12 11:30 PM
Silver	ND		0.80	mg/Kg-dry	2	02/22/12 11:30 PM
Sodium	ND		32	mg/Kg-dry	2	02/22/12 11:30 PM
Thallium	ND		0.80	mg/Kg-dry	2	02/22/12 11:30 PM
Vanadium	19		0.80	mg/Kg-dry	2	02/22/12 11:30 PM
Zinc	98		1.6	mg/Kg-dry	2	02/22/12 11:30 PM
SEMI-VOLATILE ORGANIC COMPOUNDS						
1,1'-Biphenyl	ND		SW8270 0.40	mg/Kg-dry	1	Prep Date: 02/21/12 Analyst: HL 02/27/12 01:05 PM
2,4,5-Trichlorophenol	ND		0.19	mg/Kg-dry	1	02/27/12 01:05 PM
2,4,6-Trichlorophenol	ND		0.19	mg/Kg-dry	1	02/27/12 01:05 PM
2,4-Dichlorophenol	ND		0.19	mg/Kg-dry	1	02/27/12 01:05 PM
2,4-Dimethylphenol	ND		0.40	mg/Kg-dry	1	02/27/12 01:05 PM
2,4-Dinitrophenol	ND		0.80	mg/Kg-dry	1	02/27/12 01:05 PM
2,4-Dinitrotoluene	ND		0.19	mg/Kg-dry	1	02/27/12 01:05 PM
2,6-Dinitrotoluene	ND		0.19	mg/Kg-dry	1	02/27/12 01:05 PM
2-Chloronaphthalene	ND		0.097	mg/Kg-dry	1	02/27/12 01:05 PM
2-Chlorophenol	ND		0.19	mg/Kg-dry	1	02/27/12 01:05 PM
2-Methylnaphthalene	ND		0.097	mg/Kg-dry	1	02/27/12 01:05 PM
2-Methylphenol	ND		0.19	mg/Kg-dry	1	02/27/12 01:05 PM

Note: See Qualifiers page for a list of qualifiers and their definitions.

ALS Group USA, Corp

Date: 29-Feb-12

Client: Weston Solutions, Inc
 Project: 20405.016.001.17XX.00/ E Sandusky Co Dumps
 Sample ID: YD-B03-S01-021512
 Collection Date: 02/15/12 03:45 PM

Work Order: 1202544
 Lab ID: 1202544-08
 Matrix: SOIL

Analyses	Result	Qual	Report Limit	Units	Dilution Factor	Date Analyzed
2-Nitroaniline	ND		0.80	mg/Kg-dry	1	02/27/12 01:05 PM
2-Nitrophenol	ND		0.19	mg/Kg-dry	1	02/27/12 01:05 PM
3,3'-Dichlorobenzidine	ND		0.80	mg/Kg-dry	1	02/27/12 01:05 PM
3-Nitroaniline	ND		0.80	mg/Kg-dry	1	02/27/12 01:05 PM
4,6-Dinitro-2-methylphenol	ND		0.40	mg/Kg-dry	1	02/27/12 01:05 PM
4-Bromophenyl phenyl ether	ND		0.19	mg/Kg-dry	1	02/27/12 01:05 PM
4-Chloro-3-methylphenol	ND		0.19	mg/Kg-dry	1	02/27/12 01:05 PM
4-Chloroaniline	ND		0.80	mg/Kg-dry	1	02/27/12 01:05 PM
4-Chlorophenyl phenyl ether	ND		0.19	mg/Kg-dry	1	02/27/12 01:05 PM
4-Methylphenol	ND		0.19	mg/Kg-dry	1	02/27/12 01:05 PM
4-Nitroaniline	ND	UJ	0.80	mg/Kg-dry	1	02/27/12 01:05 PM
4-Nitrophenol	ND		0.80	mg/Kg-dry	1	02/27/12 01:05 PM
Acenaphthene	ND		0.036	mg/Kg-dry	1	02/27/12 01:05 PM
Acenaphthylene	ND		0.036	mg/Kg-dry	1	02/27/12 01:05 PM
Acetophenone	ND		0.40	mg/Kg-dry	1	02/27/12 01:05 PM
Anthracene	ND		0.036	mg/Kg-dry	1	02/27/12 01:05 PM
Atrazine	ND		0.40	mg/Kg-dry	1	02/27/12 01:05 PM
Benzaldehyde	ND		0.40	mg/Kg-dry	1	02/27/12 01:05 PM
Benzo(a)anthracene	0.069		0.036	mg/Kg-dry	1	02/27/12 01:05 PM
Benzo(a)pyrene	ND		0.36	mg/Kg-dry	10	02/25/12 04:39 PM
Benzo(b)fluoranthene	ND		0.36	mg/Kg-dry	10	02/25/12 04:39 PM
Benzo(g,h,i)perylene	ND		0.36	mg/Kg-dry	10	02/25/12 04:39 PM
Benzo(k)fluoranthene	ND		0.36	mg/Kg-dry	10	02/25/12 04:39 PM
Bis(2-chloroethoxy)methane	ND		0.19	mg/Kg-dry	1	02/27/12 01:05 PM
Bis(2-chloroethyl)ether	ND		0.19	mg/Kg-dry	1	02/27/12 01:05 PM
Bis(2-chloroisopropyl)ether	ND		0.19	mg/Kg-dry	1	02/27/12 01:05 PM
Bis(2-ethylhexyl)phthalate	ND		0.40	mg/Kg-dry	1	02/27/12 01:05 PM
Butyl benzyl phthalate	ND		0.19	mg/Kg-dry	1	02/27/12 01:05 PM
Caprolactam	ND		0.40	mg/Kg-dry	1	02/27/12 01:05 PM
Carbazole	ND		0.19	mg/Kg-dry	1	02/27/12 01:05 PM
Chrysene	0.086		0.036	mg/Kg-dry	1	02/27/12 01:05 PM
Dibenzo(a,h)anthracene	ND		0.36	mg/Kg-dry	10	02/25/12 04:39 PM
Dibenzofuran	ND		0.19	mg/Kg-dry	1	02/27/12 01:05 PM
Diethyl phthalate	ND		0.40	mg/Kg-dry	1	02/27/12 01:05 PM
Dimethyl phthalate	ND		0.40	mg/Kg-dry	1	02/27/12 01:05 PM
Di-n-butyl phthalate	ND		0.40	mg/Kg-dry	1	02/27/12 01:05 PM
Di-n-octyl phthalate	ND		1.9	mg/Kg-dry	10	02/25/12 04:39 PM
Fluoranthene	0.11		0.036	mg/Kg-dry	1	02/27/12 01:05 PM
Fluorene	ND		0.036	mg/Kg-dry	1	02/27/12 01:05 PM
Hexachlorobenzene	ND		0.19	mg/Kg-dry	1	02/27/12 01:05 PM

Note: See Qualifiers page for a list of qualifiers and their definitions.

28
3/13/12

ALS Group USA, Corp

Date: 29-Feb-12

Client: Weston Solutions, Inc

Project: 20405.016.001.17XX.00/ E Sandusky Co Dumps

Work Order: 1202544

Sample ID: YD-B03-S01-021512

Lab ID: 1202544-08

Collection Date: 02/15/12 03:45 PM

Matrix: SOIL

Analyses	Result	Qual	Report Limit	Units	Dilution Factor	Date Analyzed
Hexachlorobutadiene	ND		0.19	mg/Kg-dry	1	02/27/12 01:05 PM
Hexachlorocyclopentadiene	ND		0.40	mg/Kg-dry	1	02/27/12 01:05 PM
Hexachloroethane	ND		0.19	mg/Kg-dry	1	02/27/12 01:05 PM
Indeno(1,2,3-cd)pyrene	ND		0.36	mg/Kg-dry	10	02/25/12 04:39 PM
Isophorone	ND		0.19	mg/Kg-dry	1	02/27/12 01:05 PM
Naphthalene	ND		0.036	mg/Kg-dry	1	02/27/12 01:05 PM
Nitrobenzene	ND		0.19	mg/Kg-dry	1	02/27/12 01:05 PM
N-Nitrosodi-n-propylamine	ND		0.19	mg/Kg-dry	1	02/27/12 01:05 PM
N-Nitrosodiphenylamine	ND		0.19	mg/Kg-dry	1	02/27/12 01:05 PM
Pentachlorophenol	ND		0.40	mg/Kg-dry	1	02/27/12 01:05 PM
Phenanthrene	0.051		0.036	mg/Kg-dry	1	02/27/12 01:05 PM
Phenol	ND		0.19	mg/Kg-dry	1	02/27/12 01:05 PM
Pyrene	0.12		0.036	mg/Kg-dry	1	02/27/12 01:05 PM
Surr: 2,4,6-Tribromophenol	87.6		34-140	%REC	1	02/27/12 01:05 PM
Surr: 2-Fluorobiphenyl	73.9		12-100	%REC	1	02/27/12 01:05 PM
Surr: 2-Fluorophenol	75.4		33-117	%REC	1	02/27/12 01:05 PM
Surr: 4-Terphenyl-d14	105		25-137	%REC	1	02/27/12 01:05 PM
Surr: Nitrobenzene-d5	82.0		37-107	%REC	1	02/27/12 01:05 PM
Surr: Phenol-d6	82.3		40-106	%REC	1	02/27/12 01:05 PM
VOLATILE ORGANIC COMPOUNDS			SW8260			Analyst: RS
1,1,1-Trichloroethane	ND		0.062	mg/Kg-dry	50	02/22/12 10:09 PM
1,1,2,2-Tetrachloroethane	ND		0.12	mg/Kg-dry	50	02/22/12 10:09 PM
1,1,2-Trichloroethane	ND		0.12	mg/Kg-dry	50	02/22/12 10:09 PM
1,1,2-Trichlorotrifluoroethane	ND		0.062	mg/Kg-dry	50	02/22/12 10:09 PM
1,1-Dichloroethane	ND		0.062	mg/Kg-dry	50	02/22/12 10:09 PM
1,1-Dichloroethene	ND		0.062	mg/Kg-dry	50	02/22/12 10:09 PM
1,2,4-Trichlorobenzene	ND		0.062	mg/Kg-dry	50	02/22/12 10:09 PM
1,2-Dibromo-3-chloropropane	ND		0.12	mg/Kg-dry	50	02/22/12 10:09 PM
1,2-Dibromoethane	ND		0.093	mg/Kg-dry	50	02/22/12 10:09 PM
1,2-Dichlorobenzene	ND		0.062	mg/Kg-dry	50	02/22/12 10:09 PM
1,2-Dichloroethane	ND		0.062	mg/Kg-dry	50	02/22/12 10:09 PM
1,2-Dichloropropane	ND		0.22	mg/Kg-dry	50	02/22/12 10:09 PM
1,3-Dichlorobenzene	ND		0.062	mg/Kg-dry	50	02/22/12 10:09 PM
1,4-Dichlorobenzene	ND		0.062	mg/Kg-dry	50	02/22/12 10:09 PM
2-Butanone	ND		0.47	mg/Kg-dry	50	02/22/12 10:09 PM
2-Hexanone	ND		0.31	mg/Kg-dry	50	02/22/12 10:09 PM
4-Methyl-2-pentanone	ND		0.31	mg/Kg-dry	50	02/22/12 10:09 PM
Acetone	ND		0.28	mg/Kg-dry	50	02/22/12 10:09 PM
Benzene	ND		0.062	mg/Kg-dry	50	02/22/12 10:09 PM
Bromodichloromethane	ND		0.093	mg/Kg-dry	50	02/22/12 10:09 PM

Note: See Qualifiers page for a list of qualifiers and their definitions.

ALS Group USA, Corp

Date: 29-Feb-12

Client: Weston Solutions, Inc

Project: 20405.016.001.17XX.00/ E Sandusky Co Dumps

Work Order: 1202544

Sample ID: YD-B03-S01-021512

Lab ID: 1202544-08

Collection Date: 02/15/12 03:45 PM

Matrix: SOIL

Analyses	Result	Qual	Report Limit	Units	Dilution Factor	Date Analyzed
Bromoform	ND		0.062	mg/Kg-dry	50	02/22/12 10:09 PM
Bromomethane	ND		0.093	mg/Kg-dry	50	02/22/12 10:09 PM
Carbon disulfide	ND		0.093	mg/Kg-dry	50	02/22/12 10:09 PM
Carbon tetrachloride	ND		0.062	mg/Kg-dry	50	02/22/12 10:09 PM
Chlorobenzene	ND		0.093	mg/Kg-dry	50	02/22/12 10:09 PM
Chloroethane	ND		0.19	mg/Kg-dry	50	02/22/12 10:09 PM
Chloroform	ND		0.062	mg/Kg-dry	50	02/22/12 10:09 PM
Chloromethane	ND		0.19	mg/Kg-dry	50	02/22/12 10:09 PM
cis-1,2-Dichloroethene	ND		0.12	mg/Kg-dry	50	02/22/12 10:09 PM
cis-1,3-Dichloropropene	ND		0.062	mg/Kg-dry	50	02/22/12 10:09 PM
Cyclohexane	ND		0.062	mg/Kg-dry	50	02/22/12 10:09 PM
Dibromochloromethane	ND		0.12	mg/Kg-dry	50	02/22/12 10:09 PM
Dichlorodifluoromethane	ND		0.062	mg/Kg-dry	50	02/22/12 10:09 PM
Ethylbenzene	ND		0.12	mg/Kg-dry	50	02/22/12 10:09 PM
Isopropylbenzene	ND		0.062	mg/Kg-dry	50	02/22/12 10:09 PM
Methyl acetate	ND		0.19	mg/Kg-dry	50	02/22/12 10:09 PM
Methyl tert-butyl ether	ND		0.093	mg/Kg-dry	50	02/22/12 10:09 PM
Methylcyclohexane	ND		1.2	mg/Kg-dry	50	02/22/12 10:09 PM
Methylene chloride	ND		0.12	mg/Kg-dry	50	02/22/12 10:09 PM
Styrene	ND		0.093	mg/Kg-dry	50	02/22/12 10:09 PM
Tetrachloroethene	ND		0.062	mg/Kg-dry	50	02/22/12 10:09 PM
Toluene	ND		0.093	mg/Kg-dry	50	02/22/12 10:09 PM
trans-1,2-Dichloroethene	ND		0.062	mg/Kg-dry	50	02/22/12 10:09 PM
trans-1,3-Dichloropropene	ND		0.093	mg/Kg-dry	50	02/22/12 10:09 PM
Trichloroethene	ND		0.062	mg/Kg-dry	50	02/22/12 10:09 PM
Trichlorofluoromethane	ND		0.062	mg/Kg-dry	50	02/22/12 10:09 PM
Vinyl chloride	ND		0.12	mg/Kg-dry	50	02/22/12 10:09 PM
Xylenes, Total	ND		0.19	mg/Kg-dry	50	02/22/12 10:09 PM
<i>Surr: 1,2-Dichloroethane-d4</i>	111		70-120	%REC	50	02/22/12 10:09 PM
<i>Surr: 4-Bromofluorobenzene</i>	93.7		75-120	%REC	50	02/22/12 10:09 PM
<i>Surr: Dibromofluoromethane</i>	94.9		85-115	%REC	50	02/22/12 10:09 PM
<i>Surr: Toluene-d8</i>	94.2		85-115	%REC	50	02/22/12 10:09 PM
CHROMIUM, HEXAVALENT			SW7196A		Prep Date: 02/20/12	Analyst: MB
Chromium, Hexavalent	ND		0.62	mg/Kg-dry	1	02/23/12 12:01 PM
MOISTURE			A2540 G			Analyst: CG
Moisture	20		0.050	% of sample	1	02/20/12 01:42 PM

Note: See Qualifiers page for a list of qualifiers and their definitions.

ALS Group USA, Corp

Date: 29-Feb-12

Client: Weston Solutions, Inc

Project: 20405.016.001.17XX.00/ E Sandusky Co Dumps

Work Order: 1202544

Sample ID: RD-B01-S01-021512

Lab ID: 1202544-09

Collection Date: 02/15/12 10:05 AM

Matrix: TCLP EXTRACT

Analyses	Result	Qual	Report Limit	Units	Dilution Factor	Date Analyzed
TCLP HERBICIDES			SW8151		Prep Date: 02/21/12	Analyst: JD
2,4,5-TP (Silvex)	ND		0.0050	mg/L	1	02/21/12 09:51 PM
2,4-D	ND		0.0050	mg/L	1	02/21/12 09:51 PM
Surr: DCAA	90.2		30-150	%REC	1	02/21/12 09:51 PM
TCLP PESTICIDES			SW8081		Prep Date: 02/23/12	Analyst: JD
Chlordane, Technical	ND		0.0050	mg/L	1	02/25/12 04:59 PM
Endrin	ND		0.00050	mg/L	1	02/25/12 04:59 PM
gamma-BHC (Lindane)	ND		0.00025	mg/L	1	02/25/12 04:59 PM
Heptachlor	ND		0.00025	mg/L	1	02/25/12 04:59 PM
Methoxychlor	ND		0.0025	mg/L	1	02/25/12 04:59 PM
Toxaphene	ND		0.020	mg/L	1	02/25/12 04:59 PM
Surr: Decachlorobiphenyl	53.0		30-135	%REC	1	02/25/12 04:59 PM
Surr: Tetrachloro-m-xylene	62.0		25-140	%REC	1	02/25/12 04:59 PM
TCLP MERCURY BY CVAA			SW7470A		Prep Date: 02/22/12	Analyst: LR
Mercury	ND		0.0020	mg/L	1	02/22/12 02:00 PM
TCLP METALS ANALYSIS BY ICP-MS			SW6020A		Prep Date: 02/22/12	Analyst: RH
Arsenic	ND		0.010	mg/L	1	02/24/12 12:14 AM
Barium	1.4		0.050	mg/L	1	02/23/12 05:51 AM
Cadmium	0.011		0.0020	mg/L	1	02/23/12 05:51 AM
Chromium	ND		0.020	mg/L	1	02/24/12 12:14 AM
Lead	0.016		0.010	mg/L	1	02/24/12 12:14 AM
Selenium	ND		0.020	mg/L	1	02/23/12 05:51 AM
Silver	ND		0.0050	mg/L	1	02/24/12 12:14 AM
TCLP SEMI-VOLATILE ORGANICS			SW8270		Prep Date: 02/22/12	Analyst: HL
1,4-Dichlorobenzene	ND		0.10	mg/L	1	02/24/12 01:59 AM
2,4,5-Trichlorophenol	ND		0.10	mg/L	1	02/24/12 01:59 AM
2,4,6-Trichlorophenol	ND		0.10	mg/L	1	02/24/12 01:59 AM
2,4-Dinitrotoluene	ND		0.10	mg/L	1	02/24/12 01:59 AM
Hexachloro-1,3-butadiene	ND		0.10	mg/L	1	02/24/12 01:59 AM
Hexachlorobenzene	ND		0.10	mg/L	1	02/24/12 01:59 AM
Hexachloroethane	ND		0.10	mg/L	1	02/24/12 01:59 AM
m-Cresol	ND		0.10	mg/L	1	02/24/12 01:59 AM
Nitrobenzene	ND		0.10	mg/L	1	02/24/12 01:59 AM
o-Cresol	ND		0.10	mg/L	1	02/24/12 01:59 AM
p-Cresol	ND		0.10	mg/L	1	02/24/12 01:59 AM
Pentachlorophenol	ND		0.40	mg/L	1	02/24/12 01:59 AM
Pyridine	ND		0.40	mg/L	1	02/24/12 01:59 AM
Surr: 2,4,6-Tribromophenol	86.9		21-125	%REC	1	02/24/12 01:59 AM

Note: See Qualifiers page for a list of qualifiers and their definitions.

ALS Group USA, Corp

Date: 29-Feb-12

Client: Weston Solutions, Inc

Project: 20405.016.001.17XX.00/ E Sandusky Co Dumps

Work Order: 1202544

Sample ID: RD-B01-S01-021512

Lab ID: 1202544-09

Collection Date: 02/15/12 10:05 AM

Matrix: TCLP EXTRACT

Analyses	Result	Qual	Report Limit	Units	Dilution Factor	Date Analyzed
<i>Surr: 2-Fluorobiphenyl</i>	75.0		39-94	%REC	1	02/24/12 01:59 AM
<i>Surr: 2-Fluorophenol</i>	52.7		10-75	%REC	1	02/24/12 01:59 AM
<i>Surr: 4-Terphenyl-d14</i>	78.1		26-119	%REC	1	02/24/12 01:59 AM
<i>Surr: Nitrobenzene-d5</i>	72.6		41-104	%REC	1	02/24/12 01:59 AM
<i>Surr: Phenol-d6</i>	33.4		11-50	%REC	1	02/24/12 01:59 AM
TCLP VOLATILE ORGANICS			SW8260		Prep Date: 02/19/12	Analyst: RS
1,1-Dichloroethene	ND		0.020	mg/L	20	02/21/12 07:53 AM
1,2-Dichloroethane	ND		0.020	mg/L	20	02/21/12 07:53 AM
2-Butanone	ND		0.20	mg/L	20	02/21/12 07:53 AM
Benzene	ND		0.020	mg/L	20	02/21/12 07:53 AM
Carbon tetrachloride	ND		0.020	mg/L	20	02/21/12 07:53 AM
Chlorobenzene	ND		0.020	mg/L	20	02/21/12 07:53 AM
Chloroform	ND		0.020	mg/L	20	02/21/12 07:53 AM
Tetrachloroethene	ND		0.020	mg/L	20	02/21/12 07:53 AM
Trichloroethene	ND		0.020	mg/L	20	02/21/12 07:53 AM
Vinyl chloride	ND		0.020	mg/L	20	02/21/12 07:53 AM
<i>Surr: 1,2-Dichloroethane-d4</i>	106		70-130	%REC	20	02/21/12 07:53 AM
<i>Surr: 4-Bromofluorobenzene</i>	92.3		70-130	%REC	20	02/21/12 07:53 AM
<i>Surr: Dibromofluoromethane</i>	99.9		70-130	%REC	20	02/21/12 07:53 AM
<i>Surr: Toluene-d8</i>	103		70-130	%REC	20	02/21/12 07:53 AM

Note: See Qualifiers page for a list of qualifiers and their definitions.

ALS Group USA, Corp

Date: 29-Feb-12

Client: Weston Solutions, Inc

Project: 20405.016.001.17XX.00/ E Sandusky Co Dumps

Work Order: 1202544

Sample ID: RD-B01-S02-021512

Lab ID: 1202544-10

Collection Date: 02/15/12 10:10 AM

Matrix: TCLP EXTRACT

Analyses	Result	Qual	Report Limit	Units	Dilution Factor	Date Analyzed
TCLP HERBICIDES			SW8151		Prep Date: 02/21/12	Analyst: JD
2,4,5-TP (Silvex)	ND		0.0050	mg/L	1	02/21/12 09:51 PM
2,4-D	ND		0.0050	mg/L	1	02/21/12 09:51 PM
Surr: DCAA	70.6		30-150	%REC	1	02/21/12 09:51 PM
TCLP PESTICIDES			SW8081		Prep Date: 02/23/12	Analyst: JD
Chlordane, Technical	ND		0.0050	mg/L	1	02/25/12 05:14 PM
Endrin	ND		0.00050	mg/L	1	02/25/12 05:14 PM
gamma-BHC (Lindane)	ND		0.00025	mg/L	1	02/25/12 05:14 PM
Heptachlor	ND		0.00025	mg/L	1	02/25/12 05:14 PM
Methoxychlor	ND		0.0025	mg/L	1	02/25/12 05:14 PM
Toxaphene	ND		0.020	mg/L	1	02/25/12 05:14 PM
Surr: Decachlorobiphenyl	63.0		30-135	%REC	1	02/25/12 05:14 PM
Surr: Tetrachloro-m-xylene	63.0		25-140	%REC	1	02/25/12 05:14 PM
TCLP MERCURY BY CVAA			SW7470A		Prep Date: 02/22/12	Analyst: LR
Mercury	ND		0.0020	mg/L	1	02/22/12 02:02 PM
TCLP METALS ANALYSIS BY ICP-MS			SW6020A		Prep Date: 02/22/12	Analyst: RH
Arsenic	ND		0.010	mg/L	1	02/24/12 12:19 AM
Barium	0.88		0.050	mg/L	1	02/23/12 05:56 AM
Cadmium	0.0075		0.0020	mg/L	1	02/23/12 05:56 AM
Chromium	ND		0.020	mg/L	1	02/24/12 12:19 AM
Lead	ND		0.010	mg/L	1	02/24/12 12:19 AM
Selenium	ND		0.020	mg/L	1	02/23/12 05:56 AM
Silver	ND		0.0050	mg/L	1	02/24/12 12:19 AM
TCLP SEMI-VOLATILE ORGANICS			SW8270		Prep Date: 02/22/12	Analyst: HL
1,4-Dichlorobenzene	ND		0.10	mg/L	1	02/24/12 02:26 AM
2,4,5-Trichlorophenol	ND		0.10	mg/L	1	02/24/12 02:26 AM
2,4,6-Trichlorophenol	ND		0.10	mg/L	1	02/24/12 02:26 AM
2,4-Dinitrotoluene	ND		0.10	mg/L	1	02/24/12 02:26 AM
Hexachloro-1,3-butadiene	ND		0.10	mg/L	1	02/24/12 02:26 AM
Hexachlorobenzene	ND		0.10	mg/L	1	02/24/12 02:26 AM
Hexachloroethane	ND		0.10	mg/L	1	02/24/12 02:26 AM
m-Cresol	ND		0.10	mg/L	1	02/24/12 02:26 AM
Nitrobenzene	ND		0.10	mg/L	1	02/24/12 02:26 AM
o-Cresol	ND		0.10	mg/L	1	02/24/12 02:26 AM
p-Cresol	ND		0.10	mg/L	1	02/24/12 02:26 AM
Pentachlorophenol	ND		0.40	mg/L	1	02/24/12 02:26 AM
Pyridine	ND		0.40	mg/L	1	02/24/12 02:26 AM
Surr: 2,4,6-Tribromophenol	83.3		21-125	%REC	1	02/24/12 02:26 AM

Note: See Qualifiers page for a list of qualifiers and their definitions.

ALS Group USA, Corp

Date: 29-Feb-12

Client: Weston Solutions, Inc

Project: 20405.016.001.17XX.00/ E Sandusky Co Dumps

Work Order: 1202544

Sample ID: RD-B01-S02-021512

Lab ID: 1202544-10

Collection Date: 02/15/12 10:10 AM

Matrix: TCLP EXTRACT

Analyses	Result	Qual	Report Limit	Units	Dilution Factor	Date Analyzed
Surr: 2-Fluorobiphenyl	69.3		39-94	%REC	1	02/24/12 02:26 AM
Surr: 2-Fluorophenol	46.3		10-75	%REC	1	02/24/12 02:26 AM
Surr: 4-Terphenyl-d14	67.7		26-119	%REC	1	02/24/12 02:26 AM
Surr: Nitrobenzene-d5	68.6		41-104	%REC	1	02/24/12 02:26 AM
Surr: Phenol-d6	28.9		11-50	%REC	1	02/24/12 02:26 AM
TCLP VOLATILE ORGANICS			SW8260		Prep Date: 02/19/12	Analyst: RS
1,1-Dichloroethene	ND		0.020	mg/L	20	02/21/12 08:17 AM
1,2-Dichloroethane	ND		0.020	mg/L	20	02/21/12 08:17 AM
2-Butanone	ND		0.20	mg/L	20	02/21/12 08:17 AM
Benzene	ND		0.020	mg/L	20	02/21/12 08:17 AM
Carbon tetrachloride	ND		0.020	mg/L	20	02/21/12 08:17 AM
Chlorobenzene	ND		0.020	mg/L	20	02/21/12 08:17 AM
Chloroform	ND		0.020	mg/L	20	02/21/12 08:17 AM
Tetrachloroethene	ND		0.020	mg/L	20	02/21/12 08:17 AM
Trichloroethene	ND		0.020	mg/L	20	02/21/12 08:17 AM
Vinyl chloride	ND		0.020	mg/L	20	02/21/12 08:17 AM
Surr: 1,2-Dichloroethane-d4	106		70-130	%REC	20	02/21/12 08:17 AM
Surr: 4-Bromofluorobenzene	91.4		70-130	%REC	20	02/21/12 08:17 AM
Surr: Dibromofluoromethane	98.7		70-130	%REC	20	02/21/12 08:17 AM
Surr: Toluene-d8	102		70-130	%REC	20	02/21/12 08:17 AM

Note: See Qualifiers page for a list of qualifiers and their definitions.

ALS Group USA, Corp

Date: 29-Feb-12

Client: Weston Solutions, Inc

Project: 20405.016.001.17XX.00/ E Sandusky Co Dumps

Work Order: 1202544

Sample ID: RD-B02-S01-021512

Lab ID: 1202544-11

Collection Date: 02/15/12 10:30 AM

Matrix: TCLP EXTRACT

Analyses	Result	Qual	Report Limit	Units	Dilution Factor	Date Analyzed
TCLP HERBICIDES			SW8151		Prep Date: 02/21/12	Analyst: JD
2,4,5-TP (Silvex)	ND		0.0050	mg/L	1	02/21/12 09:51 PM
2,4-D	ND		0.0050	mg/L	1	02/21/12 09:51 PM
Surr: DCAA	79.4		30-150	%REC	1	02/21/12 09:51 PM
TCLP PESTICIDES			SW8081		Prep Date: 02/23/12	Analyst: JD
Chlordane, Technical	ND		0.0050	mg/L	1	02/25/12 05:29 PM
Endrin	ND		0.00050	mg/L	1	02/25/12 05:29 PM
gamma-BHC (Lindane)	ND		0.00025	mg/L	1	02/25/12 05:29 PM
Heptachlor	ND		0.00025	mg/L	1	02/25/12 05:29 PM
Methoxychlor	ND		0.0025	mg/L	1	02/25/12 05:29 PM
Toxaphene	ND		0.020	mg/L	1	02/25/12 05:29 PM
Surr: Decachlorobiphenyl	60.0		30-135	%REC	1	02/25/12 05:29 PM
Surr: Tetrachloro-m-xylene	70.0		25-140	%REC	1	02/25/12 05:29 PM
TCLP MERCURY BY CVAA			SW7470A		Prep Date: 02/22/12	Analyst: LR
Mercury	ND		0.0020	mg/L	1	02/22/12 02:05 PM
TCLP METALS ANALYSIS BY ICP-MS			SW6020A		Prep Date: 02/22/12	Analyst: RH
Arsenic	ND		0.010	mg/L	1	02/23/12 07:34 AM
Barium	1.4		0.050	mg/L	1	02/23/12 07:34 AM
Cadmium	0.020		0.0020	mg/L	1	02/23/12 07:34 AM
Chromium	ND		0.020	mg/L	1	02/23/12 07:34 AM
Lead	0.18		0.010	mg/L	1	02/23/12 07:34 AM
Selenium	ND		0.020	mg/L	1	02/23/12 07:34 AM
Silver	ND		0.0050	mg/L	1	02/23/12 07:34 AM
TCLP SEMI-VOLATILE ORGANICS			SW8270		Prep Date: 02/22/12	Analyst: HL
1,4-Dichlorobenzene	ND		0.10	mg/L	1	02/24/12 02:52 AM
2,4,5-Trichlorophenol	ND		0.10	mg/L	1	02/24/12 02:52 AM
2,4,6-Trichlorophenol	ND		0.10	mg/L	1	02/24/12 02:52 AM
2,4-Dinitrotoluene	ND		0.10	mg/L	1	02/24/12 02:52 AM
Hexachloro-1,3-butadiene	ND		0.10	mg/L	1	02/24/12 02:52 AM
Hexachlorobenzene	ND		0.10	mg/L	1	02/24/12 02:52 AM
Hexachloroethane	ND		0.10	mg/L	1	02/24/12 02:52 AM
m-Cresol	ND		0.10	mg/L	1	02/24/12 02:52 AM
Nitrobenzene	ND		0.10	mg/L	1	02/24/12 02:52 AM
o-Cresol	ND		0.10	mg/L	1	02/24/12 02:52 AM
p-Cresol	ND		0.10	mg/L	1	02/24/12 02:52 AM
Pentachlorophenol	ND		0.40	mg/L	1	02/24/12 02:52 AM
Pyridine	ND		0.40	mg/L	1	02/24/12 02:52 AM
Surr: 2,4,6-Tribromophenol	84.2		21-125	%REC	1	02/24/12 02:52 AM

Note: See Qualifiers page for a list of qualifiers and their definitions.

ALS Group USA, Corp

Date: 29-Feb-12

Client: Weston Solutions, Inc

Project: 20405.016.001.17XX.00/ E Sandusky Co Dumps

Work Order: 1202544

Sample ID: RD-B02-S01-021512

Lab ID: 1202544-11

Collection Date: 02/15/12 10:30 AM

Matrix: TCLP EXTRACT

Analyses	Result	Qual	Report Limit	Units	Dilution Factor	Date Analyzed
Surr: 2-Fluorobiphenyl	66.8		39-94	%REC	1	02/24/12 02:52 AM
Surr: 2-Fluorophenol	45.7		10-75	%REC	1	02/24/12 02:52 AM
Surr: 4-Terphenyl-d14	73.7		26-119	%REC	1	02/24/12 02:52 AM
Surr: Nitrobenzene-d5	66.0		41-104	%REC	1	02/24/12 02:52 AM
Surr: Phenol-d6	28.8		11-50	%REC	1	02/24/12 02:52 AM
TCLP VOLATILE ORGANICS			SW8260		Prep Date: 02/19/12	Analyst: RS
1,1-Dichloroethene	ND		0.020	mg/L	20	02/21/12 08:42 AM
1,2-Dichloroethane	ND		0.020	mg/L	20	02/21/12 08:42 AM
2-Butanone	ND		0.20	mg/L	20	02/21/12 08:42 AM
Benzene	ND		0.020	mg/L	20	02/21/12 08:42 AM
Carbon tetrachloride	ND		0.020	mg/L	20	02/21/12 08:42 AM
Chlorobenzene	ND		0.020	mg/L	20	02/21/12 08:42 AM
Chloroform	ND		0.020	mg/L	20	02/21/12 08:42 AM
Tetrachloroethene	ND		0.020	mg/L	20	02/21/12 08:42 AM
Trichloroethene	ND		0.020	mg/L	20	02/21/12 08:42 AM
Vinyl chloride	ND		0.020	mg/L	20	02/21/12 08:42 AM
Surr: 1,2-Dichloroethane-d4	106		70-130	%REC	20	02/21/12 08:42 AM
Surr: 4-Bromofluorobenzene	90.0		70-130	%REC	20	02/21/12 08:42 AM
Surr: Dibromofluoromethane	98.3		70-130	%REC	20	02/21/12 08:42 AM
Surr: Toluene-d8	102		70-130	%REC	20	02/21/12 08:42 AM

Note: See Qualifiers page for a list of qualifiers and their definitions.

ALS Group USA, Corp

Date: 29-Feb-12

Client: Weston Solutions, Inc

Project: 20405.016.001.17XX.00/ E Sandusky Co Dumps

Work Order: 1202544

Sample ID: RD-B02-S02-021512

Lab ID: 1202544-12

Collection Date: 02/15/12 10:40 AM

Matrix: TCLP EXTRACT

Analyses	Result	Qual	Report Limit	Units	Dilution Factor	Date Analyzed
TCLP HERBICIDES			SW8151		Prep Date: 02/21/12	Analyst: JD
2,4,5-TP (Silvex)	ND		0.0050	mg/L	1	02/21/12 09:51 PM
2,4-D	ND		0.0050	mg/L	1	02/21/12 09:51 PM
Surr: DCAA	75.6		30-150	%REC	1	02/21/12 09:51 PM
TCLP PESTICIDES			SW8081		Prep Date: 02/23/12	Analyst: JD
Chlordane, Technical	ND		0.0050	mg/L	1	02/25/12 05:43 PM
Endrin	ND		0.00050	mg/L	1	02/25/12 05:43 PM
gamma-BHC (Lindane)	ND		0.00025	mg/L	1	02/25/12 05:43 PM
Heptachlor	ND		0.00025	mg/L	1	02/25/12 05:43 PM
Methoxychlor	ND		0.0025	mg/L	1	02/25/12 05:43 PM
Toxaphene	ND		0.020	mg/L	1	02/25/12 05:43 PM
Surr: Decachlorobiphenyl	61.0		30-135	%REC	1	02/25/12 05:43 PM
Surr: Tetrachloro-m-xylene	60.0		25-140	%REC	1	02/25/12 05:43 PM
TCLP MERCURY BY CVAA			SW7470A		Prep Date: 02/22/12	Analyst: LR
Mercury	ND		0.0020	mg/L	1	02/22/12 02:07 PM
TCLP METALS ANALYSIS BY ICP-MS			SW6020A		Prep Date: 02/22/12	Analyst: RH
Arsenic	ND		0.010	mg/L	1	02/23/12 07:39 AM
Barium	0.94		0.050	mg/L	1	02/23/12 07:39 AM
Cadmium	0.011		0.0020	mg/L	1	02/23/12 07:39 AM
Chromium	ND		0.020	mg/L	1	02/23/12 07:39 AM
Lead	ND		0.010	mg/L	1	02/23/12 07:39 AM
Selenium	ND		0.020	mg/L	1	02/23/12 07:39 AM
Silver	ND		0.0050	mg/L	1	02/23/12 07:39 AM
TCLP SEMI-VOLATILE ORGANICS			SW8270		Prep Date: 02/22/12	Analyst: HL
1,4-Dichlorobenzene	ND		0.10	mg/L	1	02/24/12 03:19 AM
2,4,5-Trichlorophenol	ND		0.10	mg/L	1	02/24/12 03:19 AM
2,4,6-Trichlorophenol	ND		0.10	mg/L	1	02/24/12 03:19 AM
2,4-Dinitrotoluene	ND		0.10	mg/L	1	02/24/12 03:19 AM
Hexachloro-1,3-butadiene	ND		0.10	mg/L	1	02/24/12 03:19 AM
Hexachlorobenzene	ND		0.10	mg/L	1	02/24/12 03:19 AM
Hexachloroethane	ND		0.10	mg/L	1	02/24/12 03:19 AM
m-Cresol	ND		0.10	mg/L	1	02/24/12 03:19 AM
Nitrobenzene	ND		0.10	mg/L	1	02/24/12 03:19 AM
o-Cresol	ND		0.10	mg/L	1	02/24/12 03:19 AM
p-Cresol	ND		0.10	mg/L	1	02/24/12 03:19 AM
Pentachlorophenol	ND		0.40	mg/L	1	02/24/12 03:19 AM
Pyridine	ND		0.40	mg/L	1	02/24/12 03:19 AM
Surr: 2,4,6-Tribromophenol	85.9		21-125	%REC	1	02/24/12 03:19 AM

Note: See Qualifiers page for a list of qualifiers and their definitions.

ALS Group USA, Corp

Date: 29-Feb-12

Client: Weston Solutions, Inc

Project: 20405.016.001.17XX.00/ E Sandusky Co Dumps

Work Order: 1202544

Sample ID: RD-B02-S02-021512

Lab ID: 1202544-12

Collection Date: 02/15/12 10:40 AM

Matrix: TCLP EXTRACT

Analyses	Result	Qual	Report Limit	Units	Dilution Factor	Date Analyzed
Surr: 2-Fluorobiphenyl	72.8		39-94	%REC	1	02/24/12 03:19 AM
Surr: 2-Fluorophenol	50.2		10-75	%REC	1	02/24/12 03:19 AM
Surr: 4-Terphenyl-d14	72.4		26-119	%REC	1	02/24/12 03:19 AM
Surr: Nitrobenzene-d5	71.5		41-104	%REC	1	02/24/12 03:19 AM
Surr: Phenol-d6	31.7		11-50	%REC	1	02/24/12 03:19 AM

TCLP VOLATILE ORGANICS

SW8260

Prep Date: 02/19/12

Analyst: RS

1,1-Dichloroethene	ND		0.020	mg/L	20	02/21/12 09:06 AM
1,2-Dichloroethane	ND		0.020	mg/L	20	02/21/12 09:06 AM
2-Butanone	ND		0.20	mg/L	20	02/21/12 09:06 AM
Benzene	ND		0.020	mg/L	20	02/21/12 09:06 AM
Carbon tetrachloride	ND		0.020	mg/L	20	02/21/12 09:06 AM
Chlorobenzene	ND		0.020	mg/L	20	02/21/12 09:06 AM
Chloroform	ND		0.020	mg/L	20	02/21/12 09:06 AM
Tetrachloroethene	ND		0.020	mg/L	20	02/21/12 09:06 AM
Trichloroethene	ND		0.020	mg/L	20	02/21/12 09:06 AM
Vinyl chloride	ND		0.020	mg/L	20	02/21/12 09:06 AM
Surr: 1,2-Dichloroethane-d4	107		70-130	%REC	20	02/21/12 09:06 AM
Surr: 4-Bromofluorobenzene	90.4		70-130	%REC	20	02/21/12 09:06 AM
Surr: Dibromofluoromethane	99.9		70-130	%REC	20	02/21/12 09:06 AM
Surr: Toluene-d8	101		70-130	%REC	20	02/21/12 09:06 AM

Note: See Qualifiers page for a list of qualifiers and their definitions.

ALS Group USA, Corp

Date: 29-Feb-12

Client: Weston Solutions, Inc

Project: 20405.016.001.17XX.00/ E Sandusky Co Dumps

Work Order: 1202544

Sample ID: YD-B01-S01-021512

Lab ID: 1202544-13

Collection Date: 02/15/12 02:10 PM

Matrix: TCLP EXTRACT

Analyses	Result	Qual	Report Limit	Units	Dilution Factor	Date Analyzed
TCLP HERBICIDES			SW8151		Prep Date: 02/21/12	Analyst: JD
2,4,5-TP (Silvex)	ND		0.0050	mg/L	1	02/21/12 09:51 PM
2,4-D	ND		0.0050	mg/L	1	02/21/12 09:51 PM
Surr: DCAA	66.4		30-150	%REC	1	02/21/12 09:51 PM
TCLP PESTICIDES			SW8081		Prep Date: 02/23/12	Analyst: JD
Chlordane, Technical	ND		0.0050	mg/L	1	02/25/12 05:58 PM
Endrin	ND		0.00050	mg/L	1	02/25/12 05:58 PM
gamma-BHC (Lindane)	ND		0.00025	mg/L	1	02/25/12 05:58 PM
Heptachlor	ND		0.00025	mg/L	1	02/25/12 05:58 PM
Methoxychlor	ND		0.0025	mg/L	1	02/25/12 05:58 PM
Toxaphene	ND		0.020	mg/L	1	02/25/12 05:58 PM
Surr: Decachlorobiphenyl	61.0		30-135	%REC	1	02/25/12 05:58 PM
Surr: Tetrachloro-m-xylene	64.0		25-140	%REC	1	02/25/12 05:58 PM
TCLP MERCURY BY CVAA			SW7470A		Prep Date: 02/22/12	Analyst: LR
Mercury	ND		0.0020	mg/L	1	02/22/12 02:09 PM
TCLP METALS ANALYSIS BY ICP-MS			SW6020A		Prep Date: 02/22/12	Analyst: RH
Arsenic	ND		0.010	mg/L	1	02/23/12 07:44 AM
Barium	2.4		0.050	mg/L	1	02/23/12 07:44 AM
Cadmium	0.084		0.0020	mg/L	1	02/23/12 07:44 AM
Chromium	ND		0.020	mg/L	1	02/23/12 07:44 AM
Lead	0.49		0.010	mg/L	1	02/23/12 07:44 AM
Selenium	ND		0.020	mg/L	1	02/23/12 07:44 AM
Silver	ND		0.0050	mg/L	1	02/23/12 07:44 AM
TCLP SEMI-VOLATILE ORGANICS			SW8270		Prep Date: 02/22/12	Analyst: HL
1,4-Dichlorobenzene	ND		0.10	mg/L	1	02/24/12 03:46 AM
2,4,5-Trichlorophenol	ND		0.10	mg/L	1	02/24/12 03:46 AM
2,4,6-Trichlorophenol	ND		0.10	mg/L	1	02/24/12 03:46 AM
2,4-Dinitrotoluene	ND		0.10	mg/L	1	02/24/12 03:46 AM
Hexachloro-1,3-butadiene	ND		0.10	mg/L	1	02/24/12 03:46 AM
Hexachlorobenzene	ND		0.10	mg/L	1	02/24/12 03:46 AM
Hexachloroethane	ND		0.10	mg/L	1	02/24/12 03:46 AM
m-Cresol	ND		0.10	mg/L	1	02/24/12 03:46 AM
Nitrobenzene	ND		0.10	mg/L	1	02/24/12 03:46 AM
o-Cresol	ND		0.10	mg/L	1	02/24/12 03:46 AM
p-Cresol	ND		0.10	mg/L	1	02/24/12 03:46 AM
Pentachlorophenol	ND		0.40	mg/L	1	02/24/12 03:46 AM
Pyridine	ND		0.40	mg/L	1	02/24/12 03:46 AM
Surr: 2,4,6-Tribromophenol	79.5		21-125	%REC	1	02/24/12 03:46 AM

Note: See Qualifiers page for a list of qualifiers and their definitions.

ALS Group USA, Corp

Date: 29-Feb-12

Client: Weston Solutions, Inc

Project: 20405.016.001.17XX.00/ E Sandusky Co Dumps

Work Order: 1202544

Sample ID: YD-B01-S01-021512

Lab ID: 1202544-13

Collection Date: 02/15/12 02:10 PM

Matrix: TCLP EXTRACT

Analyses	Result	Qual	Report Limit	Units	Dilution Factor	Date Analyzed
<i>Surr: 2-Fluorobiphenyl</i>	68.7		39-94	%REC	1	02/24/12 03:46 AM
<i>Surr: 2-Fluorophenol</i>	49.7		10-75	%REC	1	02/24/12 03:46 AM
<i>Surr: 4-Terphenyl-d14</i>	77.1		26-119	%REC	1	02/24/12 03:46 AM
<i>Surr: Nitrobenzene-d5</i>	68.1		41-104	%REC	1	02/24/12 03:46 AM
<i>Surr: Phenol-d6</i>	30.4		11-50	%REC	1	02/24/12 03:46 AM
TCLP VOLATILE ORGANICS			SW8260		Prep Date: 02/19/12	Analyst: RS
1,1-Dichloroethene	ND		0.020	mg/L	20	02/21/12 09:31 AM
1,2-Dichloroethane	ND		0.020	mg/L	20	02/21/12 09:31 AM
2-Butanone	ND		0.20	mg/L	20	02/21/12 09:31 AM
Benzene	ND		0.020	mg/L	20	02/21/12 09:31 AM
Carbon tetrachloride	ND		0.020	mg/L	20	02/21/12 09:31 AM
Chlorobenzene	ND		0.020	mg/L	20	02/21/12 09:31 AM
Chloroform	ND		0.020	mg/L	20	02/21/12 09:31 AM
Tetrachloroethene	ND		0.020	mg/L	20	02/21/12 09:31 AM
Trichloroethene	ND		0.020	mg/L	20	02/21/12 09:31 AM
Vinyl chloride	ND		0.020	mg/L	20	02/21/12 09:31 AM
<i>Surr: 1,2-Dichloroethane-d4</i>	107		70-130	%REC	20	02/21/12 09:31 AM
<i>Surr: 4-Bromofluorobenzene</i>	90.1		70-130	%REC	20	02/21/12 09:31 AM
<i>Surr: Dibromofluoromethane</i>	98.9		70-130	%REC	20	02/21/12 09:31 AM
<i>Surr: Toluene-d8</i>	102		70-130	%REC	20	02/21/12 09:31 AM

Note: See Qualifiers page for a list of qualifiers and their definitions.

ALS Group USA, Corp

Date: 29-Feb-12

Client: Weston Solutions, Inc

Project: 20405.016.001.17XX.00/ E Sandusky Co Dumps

Work Order: 1202544

Sample ID: YD-B01-S01-021512-DP

Lab ID: 1202544-14

Collection Date: 02/15/12 02:10 PM

Matrix: TCLP EXTRACT

Analyses	Result	Qual	Report Limit	Units	Dilution Factor	Date Analyzed
TCLP HERBICIDES			SW8151		Prep Date: 02/21/12	Analyst: JD
2,4,5-TP (Silvex)	ND		0.0050	mg/L	1	02/21/12 09:51 PM
2,4-D	ND		0.0050	mg/L	1	02/21/12 09:51 PM
Surr: DCAA	84.6		30-150	%REC	1	02/21/12 09:51 PM
TCLP PESTICIDES			SW8081		Prep Date: 02/23/12	Analyst: JD
Chlordane, Technical	ND		0.0050	mg/L	1	02/25/12 06:13 PM
Endrin	ND		0.00050	mg/L	1	02/25/12 06:13 PM
gamma-BHC (Lindane)	ND		0.00025	mg/L	1	02/25/12 06:13 PM
Heptachlor	ND		0.00025	mg/L	1	02/25/12 06:13 PM
Methoxychlor	ND		0.0025	mg/L	1	02/25/12 06:13 PM
Toxaphene	ND		0.020	mg/L	1	02/25/12 06:13 PM
Surr: Decachlorobiphenyl	70.0		30-135	%REC	1	02/25/12 06:13 PM
Surr: Tetrachloro-m-xylene	70.0		25-140	%REC	1	02/25/12 06:13 PM
TCLP MERCURY BY CVAA			SW7470A		Prep Date: 02/22/12	Analyst: LR
Mercury	ND		0.0020	mg/L	1	02/22/12 02:12 PM
TCLP METALS ANALYSIS BY ICP-MS			SW6020A		Prep Date: 02/22/12	Analyst: RH
Arsenic	ND		0.010	mg/L	1	02/23/12 07:49 AM
Barium	2.3		0.050	mg/L	1	02/23/12 07:49 AM
Cadmium	0.091		0.0020	mg/L	1	02/23/12 07:49 AM
Chromium	ND		0.020	mg/L	1	02/23/12 07:49 AM
Lead	0.76		0.010	mg/L	1	02/23/12 07:49 AM
Selenium	ND		0.020	mg/L	1	02/23/12 07:49 AM
Silver	ND		0.0050	mg/L	1	02/23/12 07:49 AM
TCLP SEMI-VOLATILE ORGANICS			SW8270		Prep Date: 02/22/12	Analyst: HL
1,4-Dichlorobenzene	ND		0.10	mg/L	1	02/24/12 04:12 AM
2,4,5-Trichlorophenol	ND		0.10	mg/L	1	02/24/12 04:12 AM
2,4,6-Trichlorophenol	ND		0.10	mg/L	1	02/24/12 04:12 AM
2,4-Dinitrotoluene	ND		0.10	mg/L	1	02/24/12 04:12 AM
Hexachloro-1,3-butadiene	ND		0.10	mg/L	1	02/24/12 04:12 AM
Hexachlorobenzene	ND		0.10	mg/L	1	02/24/12 04:12 AM
Hexachloroethane	ND		0.10	mg/L	1	02/24/12 04:12 AM
m-Cresol	ND		0.10	mg/L	1	02/24/12 04:12 AM
Nitrobenzene	ND		0.10	mg/L	1	02/24/12 04:12 AM
o-Cresol	ND		0.10	mg/L	1	02/24/12 04:12 AM
p-Cresol	ND		0.10	mg/L	1	02/24/12 04:12 AM
Pentachlorophenol	ND		0.40	mg/L	1	02/24/12 04:12 AM
Pyridine	ND		0.40	mg/L	1	02/24/12 04:12 AM
Surr: 2,4,6-Tribromophenol	80.7		21-125	%REC	1	02/24/12 04:12 AM

Note: See Qualifiers page for a list of qualifiers and their definitions.

ALS Group USA, Corp

Date: 29-Feb-12

Client: Weston Solutions, Inc
Project: 20405.016.001.17XX.00/ E Sandusky Co Dumps
Sample ID: YD-B01-S01-021512-DP
Collection Date: 02/15/12 02:10 PM

Work Order: 1202544
Lab ID: 1202544-14
Matrix: TCLP EXTRACT

Analyses	Result	Qual	Report Limit	Units	Dilution Factor	Date Analyzed
Surr: 2-Fluorobiphenyl	68.5		39-94	%REC	1	02/24/12 04:12 AM
Surr: 2-Fluorophenol	50.1		10-75	%REC	1	02/24/12 04:12 AM
Surr: 4-Terphenyl-d14	78.3		26-119	%REC	1	02/24/12 04:12 AM
Surr: Nitrobenzene-d5	68.0		41-104	%REC	1	02/24/12 04:12 AM
Surr: Phenol-d6	31.1		11-50	%REC	1	02/24/12 04:12 AM

TCLP VOLATILE ORGANICS

SW8260

Prep Date: 02/19/12

Analyst: RS

1,1-Dichloroethene	ND		0.020	mg/L	20	02/21/12 09:56 AM
1,2-Dichloroethane	ND		0.020	mg/L	20	02/21/12 09:56 AM
2-Butanone	ND		0.20	mg/L	20	02/21/12 09:56 AM
Benzene	ND		0.020	mg/L	20	02/21/12 09:56 AM
Carbon tetrachloride	ND		0.020	mg/L	20	02/21/12 09:56 AM
Chlorobenzene	ND		0.020	mg/L	20	02/21/12 09:56 AM
Chloroform	ND		0.020	mg/L	20	02/21/12 09:56 AM
Tetrachloroethene	ND		0.020	mg/L	20	02/21/12 09:56 AM
Trichloroethene	ND		0.020	mg/L	20	02/21/12 09:56 AM
Vinyl chloride	ND		0.020	mg/L	20	02/21/12 09:56 AM
Surr: 1,2-Dichloroethane-d4	106		70-130	%REC	20	02/21/12 09:56 AM
Surr: 4-Bromofluorobenzene	90.6		70-130	%REC	20	02/21/12 09:56 AM
Surr: Dibromofluoromethane	98.9		70-130	%REC	20	02/21/12 09:56 AM
Surr: Toluene-d8	102		70-130	%REC	20	02/21/12 09:56 AM

Note: See Qualifiers page for a list of qualifiers and their definitions.

ALS Group USA, Corp

Date: 29-Feb-12

Client: Weston Solutions, Inc

Project: 20405.016.001.17XX.00/ E Sandusky Co Dumps

Work Order: 1202544

Sample ID: YD-B02-S01-021512

Lab ID: 1202544-15

Collection Date: 02/15/12 03:05 PM

Matrix: TCLP EXTRACT

Analyses	Result	Qual	Report Limit	Units	Dilution Factor	Date Analyzed
TCLP HERBICIDES			SW8151		Prep Date: 02/21/12	Analyst: JD
2,4,5-TP (Silvex)	ND		0.0050	mg/L	1	02/21/12 09:51 PM
2,4-D	ND		0.0050	mg/L	1	02/21/12 09:51 PM
Surr: DCAA	82.4		30-150	%REC	1	02/21/12 09:51 PM
TCLP PESTICIDES			SW8081		Prep Date: 02/23/12	Analyst: JD
Chlordane, Technical	ND		0.0050	mg/L	1	02/25/12 06:28 PM
Endrin	ND		0.00050	mg/L	1	02/25/12 06:28 PM
gamma-BHC (Lindane)	ND		0.00025	mg/L	1	02/25/12 06:28 PM
Heptachlor	ND		0.00025	mg/L	1	02/25/12 06:28 PM
Methoxychlor	ND		0.0025	mg/L	1	02/25/12 06:28 PM
Toxaphene	ND		0.020	mg/L	1	02/25/12 06:28 PM
Surr: Decachlorobiphenyl	72.0		30-135	%REC	1	02/25/12 06:28 PM
Surr: Tetrachloro-m-xylene	71.0		25-140	%REC	1	02/25/12 06:28 PM
TCLP MERCURY BY CVAA			SW7470A		Prep Date: 02/22/12	Analyst: LR
Mercury	ND		0.0020	mg/L	1	02/22/12 02:14 PM
TCLP METALS ANALYSIS BY ICP-MS			SW6020A		Prep Date: 02/22/12	Analyst: RH
Arsenic	ND		0.010	mg/L	1	02/23/12 07:55 AM
Barium	1.4		0.050	mg/L	1	02/23/12 07:55 AM
Cadmium	0.012		0.0020	mg/L	1	02/23/12 07:55 AM
Chromium	ND		0.020	mg/L	1	02/23/12 07:55 AM
Lead	1.2		0.010	mg/L	1	02/23/12 07:55 AM
Selenium	ND		0.020	mg/L	1	02/23/12 07:55 AM
Silver	ND		0.0050	mg/L	1	02/23/12 07:55 AM
TCLP SEMI-VOLATILE ORGANICS			SW8270		Prep Date: 02/22/12	Analyst: HL
1,4-Dichlorobenzene	ND		0.10	mg/L	1	02/24/12 04:39 AM
2,4,5-Trichlorophenol	ND		0.10	mg/L	1	02/24/12 04:39 AM
2,4,6-Trichlorophenol	ND		0.10	mg/L	1	02/24/12 04:39 AM
2,4-Dinitrotoluene	ND		0.10	mg/L	1	02/24/12 04:39 AM
Hexachloro-1,3-butadiene	ND		0.10	mg/L	1	02/24/12 04:39 AM
Hexachlorobenzene	ND		0.10	mg/L	1	02/24/12 04:39 AM
Hexachloroethane	ND		0.10	mg/L	1	02/24/12 04:39 AM
m-Cresol	ND		0.10	mg/L	1	02/24/12 04:39 AM
Nitrobenzene	ND		0.10	mg/L	1	02/24/12 04:39 AM
o-Cresol	ND		0.10	mg/L	1	02/24/12 04:39 AM
p-Cresol	ND		0.10	mg/L	1	02/24/12 04:39 AM
Pentachlorophenol	ND		0.40	mg/L	1	02/24/12 04:39 AM
Pyridine	ND		0.40	mg/L	1	02/24/12 04:39 AM
Surr: 2,4,6-Tribromophenol	83.8		21-125	%REC	1	02/24/12 04:39 AM

Note: See Qualifiers page for a list of qualifiers and their definitions.

ALS Group USA, Corp

Date: 29-Feb-12

Client: Weston Solutions, Inc

Project: 20405.016.001.17XX.00/ E Sandusky Co Dumps

Work Order: 1202544

Sample ID: YD-B02-S01-021512

Lab ID: 1202544-15

Collection Date: 02/15/12 03:05 PM

Matrix: TCLP EXTRACT

Analyses	Result	Qual	Report Limit	Units	Dilution Factor	Date Analyzed
<i>Surr: 2-Fluorobiphenyl</i>	73.0		39-94	%REC	1	02/24/12 04:39 AM
<i>Surr: 2-Fluorophenol</i>	52.9		10-75	%REC	1	02/24/12 04:39 AM
<i>Surr: 4-Terphenyl-d14</i>	77.9		26-119	%REC	1	02/24/12 04:39 AM
<i>Surr: Nitrobenzene-d5</i>	71.8		41-104	%REC	1	02/24/12 04:39 AM
<i>Surr: Phenol-d6</i>	33.1		11-50	%REC	1	02/24/12 04:39 AM
TCLP VOLATILE ORGANICS			SW8260		Prep Date: 02/19/12	Analyst: RS
1,1-Dichloroethene	ND		0.020	mg/L	20	02/21/12 10:21 AM
1,2-Dichloroethane	ND		0.020	mg/L	20	02/21/12 10:21 AM
2-Butanone	ND		0.20	mg/L	20	02/21/12 10:21 AM
Benzene	ND		0.020	mg/L	20	02/21/12 10:21 AM
Carbon tetrachloride	ND		0.020	mg/L	20	02/21/12 10:21 AM
Chlorobenzene	ND		0.020	mg/L	20	02/21/12 10:21 AM
Chloroform	ND		0.020	mg/L	20	02/21/12 10:21 AM
Tetrachloroethene	ND		0.020	mg/L	20	02/21/12 10:21 AM
Trichloroethene	ND		0.020	mg/L	20	02/21/12 10:21 AM
Vinyl chloride	ND		0.020	mg/L	20	02/21/12 10:21 AM
<i>Surr: 1,2-Dichloroethane-d4</i>	106		70-130	%REC	20	02/21/12 10:21 AM
<i>Surr: 4-Bromofluorobenzene</i>	91.2		70-130	%REC	20	02/21/12 10:21 AM
<i>Surr: Dibromofluoromethane</i>	99.9		70-130	%REC	20	02/21/12 10:21 AM
<i>Surr: Toluene-d8</i>	103		70-130	%REC	20	02/21/12 10:21 AM

Note: See Qualifiers page for a list of qualifiers and their definitions.

ALS Group USA, Corp

Date: 29-Feb-12

Client: Weston Solutions, Inc

Project: 20405.016.001.17XX.00/ E Sandusky Co Dumps

Work Order: 1202544

Sample ID: YD-B03-S01-021512

Lab ID: 1202544-16

Collection Date: 02/15/12 03:45 PM

Matrix: TCLP EXTRACT

Analyses	Result	Qual	Report Limit	Units	Dilution Factor	Date Analyzed
TCLP HERBICIDES			SW8151		Prep Date: 02/21/12	Analyst: JD
2,4,5-TP (Silvex)	ND		0.0050	mg/L	1	02/21/12 09:51 PM
2,4-D	ND		0.0050	mg/L	1	02/21/12 09:51 PM
Surr: DCAA	80.2		30-150	%REC	1	02/21/12 09:51 PM
TCLP PESTICIDES			SW8081		Prep Date: 02/23/12	Analyst: JD
Chlordane, Technical	ND		0.0050	mg/L	1	02/25/12 06:43 PM
Endrin	ND		0.00050	mg/L	1	02/25/12 06:43 PM
gamma-BHC (Lindane)	ND		0.00025	mg/L	1	02/25/12 06:43 PM
Heptachlor	ND		0.00025	mg/L	1	02/25/12 06:43 PM
Methoxychlor	ND		0.0025	mg/L	1	02/25/12 06:43 PM
Toxaphene	ND		0.020	mg/L	1	02/25/12 06:43 PM
Surr: Decachlorobiphenyl	69.0		30-135	%REC	1	02/25/12 06:43 PM
Surr: Tetrachloro-m-xylene	76.0		25-140	%REC	1	02/25/12 06:43 PM
TCLP MERCURY BY CVAA			SW7470A		Prep Date: 02/22/12	Analyst: LR
Mercury	ND		0.0020	mg/L	1	02/22/12 02:17 PM
TCLP METALS ANALYSIS BY ICP-MS			SW6020A		Prep Date: 02/22/12	Analyst: RH
Arsenic	ND		0.010	mg/L	1	02/23/12 08:00 AM
Barium	0.93		0.050	mg/L	1	02/23/12 08:00 AM
Cadmium	0.0032		0.0020	mg/L	1	02/23/12 08:00 AM
Chromium	ND		0.020	mg/L	1	02/23/12 08:00 AM
Lead	ND		0.010	mg/L	1	02/23/12 08:00 AM
Selenium	ND		0.020	mg/L	1	02/23/12 08:00 AM
Silver	ND		0.0050	mg/L	1	02/23/12 08:00 AM
TCLP SEMI-VOLATILE ORGANICS			SW8270		Prep Date: 02/23/12	Analyst: HL
1,4-Dichlorobenzene	ND		0.10	mg/L	1	02/24/12 08:52 PM
2,4,5-Trichlorophenol	ND		0.10	mg/L	1	02/24/12 08:52 PM
2,4,6-Trichlorophenol	ND		0.10	mg/L	1	02/24/12 08:52 PM
2,4-Dinitrotoluene	ND		0.10	mg/L	1	02/24/12 08:52 PM
Hexachloro-1,3-butadiene	ND		0.10	mg/L	1	02/24/12 08:52 PM
Hexachlorobenzene	ND		0.10	mg/L	1	02/24/12 08:52 PM
Hexachloroethane	ND		0.10	mg/L	1	02/24/12 08:52 PM
m-Cresol	ND		0.10	mg/L	1	02/24/12 08:52 PM
Nitrobenzene	ND		0.10	mg/L	1	02/24/12 08:52 PM
o-Cresol	ND		0.10	mg/L	1	02/24/12 08:52 PM
p-Cresol	ND		0.10	mg/L	1	02/24/12 08:52 PM
Pentachlorophenol	ND		0.40	mg/L	1	02/24/12 08:52 PM
Pyridine	ND		0.40	mg/L	1	02/24/12 08:52 PM
Surr: 2,4,6-Tribromophenol	73.9		21-125	%REC	1	02/24/12 08:52 PM

Note: See Qualifiers page for a list of qualifiers and their definitions.

ALS Group USA, Corp

Date: 29-Feb-12

Client: Weston Solutions, Inc

Project: 20405.016.001.17XX.00/ E Sandusky Co Dumps

Work Order: 1202544

Sample ID: YD-B03-S01-021512

Lab ID: 1202544-16

Collection Date: 02/15/12 03:45 PM

Matrix: TCLP EXTRACT

Analyses	Result	Qual	Report Limit	Units	Dilution Factor	Date Analyzed
Surr: 2-Fluorobiphenyl	68.5		39-94	%REC	1	02/24/12 08:52 PM
Surr: 2-Fluorophenol	41.6		10-75	%REC	1	02/24/12 08:52 PM
Surr: 4-Terphenyl-d14	57.5		26-119	%REC	1	02/24/12 08:52 PM
Surr: Nitrobenzene-d5	73.4		41-104	%REC	1	02/24/12 08:52 PM
Surr: Phenol-d6	27.4		11-50	%REC	1	02/24/12 08:52 PM

TCLP VOLATILE ORGANICS

SW8260

Prep Date: 02/19/12

Analyst: RS

1,1-Dichloroethene	ND		0.020	mg/L	20	02/23/12 09:43 PM
1,2-Dichloroethane	ND		0.020	mg/L	20	02/23/12 09:43 PM
2-Butanone	ND		0.20	mg/L	20	02/23/12 09:43 PM
Benzene	ND		0.020	mg/L	20	02/23/12 09:43 PM
Carbon tetrachloride	ND		0.020	mg/L	20	02/23/12 09:43 PM
Chlorobenzene	ND		0.020	mg/L	20	02/23/12 09:43 PM
Chloroform	ND		0.020	mg/L	20	02/23/12 09:43 PM
Tetrachloroethene	ND		0.020	mg/L	20	02/23/12 09:43 PM
Trichloroethene	ND		0.020	mg/L	20	02/23/12 09:43 PM
Vinyl chloride	ND		0.020	mg/L	20	02/23/12 09:43 PM
Surr: 1,2-Dichloroethane-d4	103		70-130	%REC	20	02/23/12 09:43 PM
Surr: 4-Bromofluorobenzene	100		70-130	%REC	20	02/23/12 09:43 PM
Surr: Dibromofluoromethane	102		70-130	%REC	20	02/23/12 09:43 PM
Surr: Toluene-d8	98.6		70-130	%REC	20	02/23/12 09:43 PM

Note: See Qualifiers page for a list of qualifiers and their definitions.

ALS Group USA, Corp

Date: 29-Feb-12

Client: Weston Solutions, Inc

Project: 20405.016.001.17XX.00/ E Sandusky Co Dumps

Work Order: 1202544

Sample ID: WM-B01-S01-021612

Lab ID: 1202544-17

Collection Date: 02/16/12 12:00 PM

Matrix: SOIL

Analyses	Result	Qual	Report Limit	Units	Dilution Factor	Date Analyzed
HERBICIDES			SW8151		Prep Date: 02/23/12	Analyst: JD
2,4,5-T	ND		0.0055	mg/Kg-dry	1	02/24/12 07:17 PM
2,4,5-TP (Silvex)	ND		0.011	mg/Kg-dry	1	02/24/12 07:17 PM
2,4-D	ND		0.0055	mg/Kg-dry	1	02/24/12 07:17 PM
Surr: DCAA	91.6		30-150	%REC	1	02/24/12 07:17 PM
PCBS			SW8082		Prep Date: 02/23/12	Analyst: JD
Aroclor 1016	ND		0.043	mg/Kg-dry	1	02/26/12 05:51 AM
Aroclor 1221	ND		0.043	mg/Kg-dry	1	02/26/12 05:51 AM
Aroclor 1232	ND		0.043	mg/Kg-dry	1	02/26/12 05:51 AM
Aroclor 1242	ND		0.043	mg/Kg-dry	1	02/26/12 05:51 AM
Aroclor 1248	ND		0.043	mg/Kg-dry	1	02/26/12 05:51 AM
Aroclor 1254	ND		0.043	mg/Kg-dry	1	02/26/12 05:51 AM
Aroclor 1260	ND		0.043	mg/Kg-dry	1	02/26/12 05:51 AM
Surr: Decachlorobiphenyl	80.1		40-140	%REC	1	02/26/12 05:51 AM
PESTICIDES			SW8081		Prep Date: 02/23/12	Analyst: JD
4,4'-DDD	ND		0.011	mg/Kg-dry	1	02/26/12 10:51 AM
4,4'-DDE	ND		0.011	mg/Kg-dry	1	02/26/12 10:51 AM
4,4'-DDT	ND		0.011	mg/Kg-dry	1	02/26/12 10:51 AM
Aldrin	ND		0.011	mg/Kg-dry	1	02/26/12 10:51 AM
alpha-BHC	ND		0.011	mg/Kg-dry	1	02/26/12 10:51 AM
alpha-Chlordane	ND		0.011	mg/Kg-dry	1	02/26/12 10:51 AM
beta-BHC	ND		0.011	mg/Kg-dry	1	02/26/12 10:51 AM
Chlordane, Technical	ND		0.027	mg/Kg-dry	1	02/26/12 10:51 AM
delta-BHC	ND		0.011	mg/Kg-dry	1	02/26/12 10:51 AM
Dieldrin	ND		0.011	mg/Kg-dry	1	02/26/12 10:51 AM
Endosulfan I	ND		0.011	mg/Kg-dry	1	02/26/12 10:51 AM
Endosulfan II	ND		0.011	mg/Kg-dry	1	02/26/12 10:51 AM
Endosulfan sulfate	ND		0.011	mg/Kg-dry	1	02/26/12 10:51 AM
Endrin	ND		0.011	mg/Kg-dry	1	02/26/12 10:51 AM
Endrin aldehyde	ND		0.011	mg/Kg-dry	1	02/26/12 10:51 AM
Endrin ketone	ND		0.011	mg/Kg-dry	1	02/26/12 10:51 AM
gamma-BHC (Lindane)	ND		0.011	mg/Kg-dry	1	02/26/12 10:51 AM
gamma-Chlordane	ND		0.011	mg/Kg-dry	1	02/26/12 10:51 AM
Heptachlor	ND		0.011	mg/Kg-dry	1	02/26/12 10:51 AM
Heptachlor epoxide	ND		0.011	mg/Kg-dry	1	02/26/12 10:51 AM
Methoxychlor	ND		0.011	mg/Kg-dry	1	02/26/12 10:51 AM
Toxaphene	ND		0.064	mg/Kg-dry	1	02/26/12 10:51 AM
Surr: Decachlorobiphenyl	62.1		45-135	%REC	1	02/26/12 10:51 AM
Surr: Tetrachloro-m-xylene	78.1		45-124	%REC	1	02/26/12 10:51 AM

Note: See Qualifiers page for a list of qualifiers and their definitions.

ALS Group USA, Corp

Date: 29-Feb-12

Client: Weston Solutions, Inc

Project: 20405.016.001.17XX.00/ E Sandusky Co Dumps

Work Order: 1202544

Sample ID: WM-B01-S01-021612

Lab ID: 1202544-17

Collection Date: 02/16/12 12:00 PM

Matrix: SOIL

Analyses	Result	Qual	Report Limit	Units	Dilution Factor	Date Analyzed
MERCURY BY CVA			SW7471		Prep Date: 02/20/12	Analyst: LR
Mercury	ND		0.019	mg/Kg-dry	1	02/21/12 04:07 PM
METALS BY ICP-MS			SW6020A		Prep Date: 02/22/12	Analyst: RH
Aluminum	10,000		16	mg/Kg-dry	20	02/23/12 03:50 PM
Antimony	ND		0.79	mg/Kg-dry	2	02/22/12 11:36 PM
Arsenic	9.5		0.79	mg/Kg-dry	2	02/22/12 11:36 PM
Barium	88		0.79	mg/Kg-dry	2	02/22/12 11:36 PM
Beryllium	ND		3.2	mg/Kg-dry	20	02/23/12 03:50 PM
Boron	120		32	mg/Kg-dry	20	02/23/12 03:50 PM
Cadmium	ND		0.32	mg/Kg-dry	2	02/22/12 11:36 PM
Calcium	38,000		790	mg/Kg-dry	20	02/23/12 03:50 PM
Chromium	14		0.79	mg/Kg-dry	2	02/22/12 11:36 PM
Cobalt	14		0.79	mg/Kg-dry	2	02/22/12 11:36 PM
Copper	19		0.79	mg/Kg-dry	2	02/22/12 11:36 PM
Iron	21,000		13	mg/Kg-dry	2	02/22/12 11:36 PM
Lead	14		0.79	mg/Kg-dry	2	02/22/12 11:36 PM
Magnesium	9,100		32	mg/Kg-dry	2	02/22/12 11:36 PM
Manganese	960		7.9	mg/Kg-dry	20	02/23/12 03:50 PM
Nickel	30		0.79	mg/Kg-dry	2	02/22/12 11:36 PM
Potassium	1,900		32	mg/Kg-dry	2	02/22/12 11:36 PM
Selenium	1.2		0.79	mg/Kg-dry	2	02/22/12 11:36 PM
Silver	ND		0.79	mg/Kg-dry	2	02/22/12 11:36 PM
Sodium	410		32	mg/Kg-dry	2	02/22/12 11:36 PM
Thallium	ND		0.79	mg/Kg-dry	2	02/22/12 11:36 PM
Vanadium	18		0.79	mg/Kg-dry	2	02/22/12 11:36 PM
Zinc	63		1.6	mg/Kg-dry	2	02/22/12 11:36 PM
SEMI-VOLATILE ORGANIC COMPOUNDS			SW8270		Prep Date: 02/21/12	Analyst: HL
1,1'-Biphenyl	ND		0.37	mg/Kg-dry	1	02/25/12 02:00 PM
2,4,5-Trichlorophenol	ND		0.18	mg/Kg-dry	1	02/25/12 02:00 PM
2,4,6-Trichlorophenol	ND		0.18	mg/Kg-dry	1	02/25/12 02:00 PM
2,4-Dichlorophenol	ND		0.18	mg/Kg-dry	1	02/25/12 02:00 PM
2,4-Dimethylphenol	ND		0.37	mg/Kg-dry	1	02/25/12 02:00 PM
2,4-Dinitrophenol	ND		0.74	mg/Kg-dry	1	02/25/12 02:00 PM
2,4-Dinitrotoluene	ND		0.18	mg/Kg-dry	1	02/25/12 02:00 PM
2,6-Dinitrotoluene	ND		0.18	mg/Kg-dry	1	02/25/12 02:00 PM
2-Chloronaphthalene	ND		0.090	mg/Kg-dry	1	02/25/12 02:00 PM
2-Chlorophenol	ND		0.18	mg/Kg-dry	1	02/25/12 02:00 PM
2-Methylnaphthalene	ND		0.090	mg/Kg-dry	1	02/25/12 02:00 PM
2-Methylphenol	ND		0.18	mg/Kg-dry	1	02/25/12 02:00 PM

Note: See Qualifiers page for a list of qualifiers and their definitions.

ALS Group USA, Corp

Date: 29-Feb-12

Client: Weston Solutions, Inc
Project: 20405.016.001.17XX.00/ E Sandusky Co Dumps
Sample ID: WM-B01-S01-021612
Collection Date: 02/16/12 12:00 PM

Work Order: 1202544
Lab ID: 1202544-17
Matrix: SOIL

Analyses	Result	Qual	Report Limit	Units	Dilution Factor	Date Analyzed
2-Nitroaniline	ND		0.74	mg/Kg-dry	1	02/25/12 02:00 PM
2-Nitrophenol	ND		0.18	mg/Kg-dry	1	02/25/12 02:00 PM
3,3'-Dichlorobenzidine	ND		0.74	mg/Kg-dry	1	02/25/12 02:00 PM
3-Nitroaniline	ND	W	0.74	mg/Kg-dry	1	02/25/12 02:00 PM
4,6-Dinitro-2-methylphenol	ND		0.37	mg/Kg-dry	1	02/25/12 02:00 PM
4-Bromophenyl phenyl ether	ND		0.18	mg/Kg-dry	1	02/25/12 02:00 PM
4-Chloro-3-methylphenol	ND		0.18	mg/Kg-dry	1	02/25/12 02:00 PM
4-Chloroaniline	ND		0.74	mg/Kg-dry	1	02/25/12 02:00 PM
4-Chlorophenyl phenyl ether	ND		0.18	mg/Kg-dry	1	02/25/12 02:00 PM
4-Methylphenol	ND		0.18	mg/Kg-dry	1	02/25/12 02:00 PM
4-Nitroaniline	ND		0.74	mg/Kg-dry	1	02/25/12 02:00 PM
4-Nitrophenol	ND		0.74	mg/Kg-dry	1	02/25/12 02:00 PM
Acenaphthene	ND		0.034	mg/Kg-dry	1	02/25/12 02:00 PM
Acenaphthylene	ND		0.034	mg/Kg-dry	1	02/25/12 02:00 PM
Acetophenone	ND		0.37	mg/Kg-dry	1	02/25/12 02:00 PM
Anthracene	ND		0.034	mg/Kg-dry	1	02/25/12 02:00 PM
Atrazine	ND		0.37	mg/Kg-dry	1	02/25/12 02:00 PM
Benzaldehyde	ND		0.37	mg/Kg-dry	1	02/25/12 02:00 PM
Benzo(a)anthracene	ND		0.034	mg/Kg-dry	1	02/25/12 02:00 PM
Benzo(a)pyrene	ND		0.034	mg/Kg-dry	1	02/25/12 02:00 PM
Benzo(b)fluoranthene	ND		0.034	mg/Kg-dry	1	02/25/12 02:00 PM
Benzo(g,h,i)perylene	ND		0.034	mg/Kg-dry	1	02/25/12 02:00 PM
Benzo(k)fluoranthene	ND		0.034	mg/Kg-dry	1	02/25/12 02:00 PM
Bis(2-chloroethoxy)methane	ND		0.18	mg/Kg-dry	1	02/25/12 02:00 PM
Bis(2-chloroethyl)ether	ND		0.18	mg/Kg-dry	1	02/25/12 02:00 PM
Bis(2-chloroisopropyl)ether	ND		0.18	mg/Kg-dry	1	02/25/12 02:00 PM
Bis(2-ethylhexyl)phthalate	ND		0.37	mg/Kg-dry	1	02/25/12 02:00 PM
Butyl benzyl phthalate	ND		0.18	mg/Kg-dry	1	02/25/12 02:00 PM
Caprolactam	ND		0.37	mg/Kg-dry	1	02/25/12 02:00 PM
Carbazole	ND		0.18	mg/Kg-dry	1	02/25/12 02:00 PM
Chrysene	ND		0.034	mg/Kg-dry	1	02/25/12 02:00 PM
Dibenzo(a,h)anthracene	ND		0.034	mg/Kg-dry	1	02/25/12 02:00 PM
Dibenzofuran	ND		0.18	mg/Kg-dry	1	02/25/12 02:00 PM
Diethyl phthalate	ND		0.37	mg/Kg-dry	1	02/25/12 02:00 PM
Dimethyl phthalate	ND		0.37	mg/Kg-dry	1	02/25/12 02:00 PM
Di-n-butyl phthalate	ND		0.37	mg/Kg-dry	1	02/25/12 02:00 PM
Di-n-octyl phthalate	ND		0.18	mg/Kg-dry	1	02/25/12 02:00 PM
Fluoranthene	ND		0.034	mg/Kg-dry	1	02/25/12 02:00 PM
Fluorene	ND		0.034	mg/Kg-dry	1	02/25/12 02:00 PM
Hexachlorobenzene	ND		0.18	mg/Kg-dry	1	02/25/12 02:00 PM

Note: See Qualifiers page for a list of qualifiers and their definitions.

29
3/13/12

ALS Group USA, Corp

Date: 29-Feb-12

Client: Weston Solutions, Inc
 Project: 20405.016.001.17XX.00/ E Sandusky Co Dumps
 Sample ID: WM-B01-S01-021612
 Collection Date: 02/16/12 12:00 PM

Work Order: 1202544
 Lab ID: 1202544-17
 Matrix: SOIL

Analyses	Result	Qual	Report Limit	Units	Dilution Factor	Date Analyzed
Hexachlorobutadiene	ND		0.18	mg/Kg-dry	1	02/25/12 02:00 PM
Hexachlorocyclopentadiene	ND		0.37	mg/Kg-dry	1	02/25/12 02:00 PM
Hexachloroethane	ND		0.18	mg/Kg-dry	1	02/25/12 02:00 PM
Indeno(1,2,3-cd)pyrene	ND		0.034	mg/Kg-dry	1	02/25/12 02:00 PM
Isophorone	ND		0.18	mg/Kg-dry	1	02/25/12 02:00 PM
Naphthalene	ND		0.034	mg/Kg-dry	1	02/25/12 02:00 PM
Nitrobenzene	ND		0.18	mg/Kg-dry	1	02/25/12 02:00 PM
N-Nitrosodi-n-propylamine	ND		0.18	mg/Kg-dry	1	02/25/12 02:00 PM
N-Nitrosodiphenylamine	ND		0.18	mg/Kg-dry	1	02/25/12 02:00 PM
Pentachlorophenol	ND		0.37	mg/Kg-dry	1	02/25/12 02:00 PM
Phenanthrene	ND		0.034	mg/Kg-dry	1	02/25/12 02:00 PM
Phenol	ND		0.18	mg/Kg-dry	1	02/25/12 02:00 PM
Pyrene	ND		0.034	mg/Kg-dry	1	02/25/12 02:00 PM
Surr: 2,4,6-Tribromophenol	95.0		34-140	%REC	1	02/25/12 02:00 PM
Surr: 2-Fluorobiphenyl	78.4		12-100	%REC	1	02/25/12 02:00 PM
Surr: 2-Fluorophenol	87.8		33-117	%REC	1	02/25/12 02:00 PM
Surr: 4-Terphenyl-d14	80.1		25-137	%REC	1	02/25/12 02:00 PM
Surr: Nitrobenzene-d5	77.1		37-107	%REC	1	02/25/12 02:00 PM
Surr: Phenol-d6	83.3		40-106	%REC	1	02/25/12 02:00 PM

VOLATILE ORGANIC COMPOUNDS

SW8260

Analyst: **RS**

1,1,1-Trichloroethane	ND		0.056	mg/Kg-dry	50	02/23/12 08:55 PM
1,1,2,2-Tetrachloroethane	ND		0.11	mg/Kg-dry	50	02/23/12 08:55 PM
1,1,2-Trichloroethane	ND		0.11	mg/Kg-dry	50	02/23/12 08:55 PM
1,1,2-Trichlorotrifluoroethane	ND		0.056	mg/Kg-dry	50	02/23/12 08:55 PM
1,1-Dichloroethane	3.8		0.056	mg/Kg-dry	50	02/23/12 08:55 PM
1,1-Dichloroethene	ND		0.056	mg/Kg-dry	50	02/23/12 08:55 PM
1,2,4-Trichlorobenzene	ND		0.056	mg/Kg-dry	50	02/23/12 08:55 PM
1,2-Dibromo-3-chloropropane	ND		0.11	mg/Kg-dry	50	02/23/12 08:55 PM
1,2-Dibromoethane	ND		0.085	mg/Kg-dry	50	02/23/12 08:55 PM
1,2-Dichlorobenzene	ND		0.056	mg/Kg-dry	50	02/23/12 08:55 PM
1,2-Dichloroethane	ND		0.056	mg/Kg-dry	50	02/23/12 08:55 PM
1,2-Dichloropropane	ND		0.20	mg/Kg-dry	50	02/23/12 08:55 PM
1,3-Dichlorobenzene	ND		0.056	mg/Kg-dry	50	02/23/12 08:55 PM
1,4-Dichlorobenzene	ND		0.056	mg/Kg-dry	50	02/23/12 08:55 PM
2-Butanone	ND		0.42	mg/Kg-dry	50	02/23/12 08:55 PM
2-Hexanone	ND		0.28	mg/Kg-dry	50	02/23/12 08:55 PM
4-Methyl-2-pentanone	ND		0.28	mg/Kg-dry	50	02/23/12 08:55 PM
Acetone	ND		0.25	mg/Kg-dry	50	02/23/12 08:55 PM
Benzene	ND		0.056	mg/Kg-dry	50	02/23/12 08:55 PM
Bromodichloromethane	ND		0.085	mg/Kg-dry	50	02/23/12 08:55 PM

Note: See Qualifiers page for a list of qualifiers and their definitions.

ALS Group USA, Corp

Date: 29-Feb-12

Client: Weston Solutions, Inc

Project: 20405.016.001.17XX.00/ E Sandusky Co Dumps

Work Order: 1202544

Sample ID: WM-B01-S01-021612

Lab ID: 1202544-17

Collection Date: 02/16/12 12:00 PM

Matrix: SOIL

Analyses	Result	Qual	Report Limit	Units	Dilution Factor	Date Analyzed
Bromoform	ND		0.056	mg/Kg-dry	50	02/23/12 08:55 PM
Bromomethane	ND		0.085	mg/Kg-dry	50	02/23/12 08:55 PM
Carbon disulfide	ND		0.085	mg/Kg-dry	50	02/23/12 08:55 PM
Carbon tetrachloride	ND		0.056	mg/Kg-dry	50	02/23/12 08:55 PM
Chlorobenzene	ND		0.085	mg/Kg-dry	50	02/23/12 08:55 PM
Chloroethane	ND		0.17	mg/Kg-dry	50	02/23/12 08:55 PM
Chloroform	ND		0.056	mg/Kg-dry	50	02/23/12 08:55 PM
Chloromethane	ND		0.17	mg/Kg-dry	50	02/23/12 08:55 PM
cis-1,2-Dichloroethene	ND		0.11	mg/Kg-dry	50	02/23/12 08:55 PM
cis-1,3-Dichloropropene	ND		0.056	mg/Kg-dry	50	02/23/12 08:55 PM
Cyclohexane	ND		0.056	mg/Kg-dry	50	02/23/12 08:55 PM
Dibromochloromethane	ND		0.11	mg/Kg-dry	50	02/23/12 08:55 PM
Dichlorodifluoromethane	ND		0.056	mg/Kg-dry	50	02/23/12 08:55 PM
Ethylbenzene	ND		0.11	mg/Kg-dry	50	02/23/12 08:55 PM
Isopropylbenzene	0.096		0.056	mg/Kg-dry	50	02/23/12 08:55 PM
Methyl acetate	ND		0.56	mg/Kg-dry	50	02/23/12 08:55 PM
Methyl tert-butyl ether	ND		0.085	mg/Kg-dry	50	02/23/12 08:55 PM
Methylcyclohexane	ND		1.1	mg/Kg-dry	50	02/23/12 08:55 PM
Methylene chloride	ND		0.11	mg/Kg-dry	50	02/23/12 08:55 PM
Styrene	ND		0.085	mg/Kg-dry	50	02/23/12 08:55 PM
Tetrachloroethene	ND		0.056	mg/Kg-dry	50	02/23/12 08:55 PM
Toluene	0.23		0.085	mg/Kg-dry	50	02/23/12 08:55 PM
trans-1,2-Dichloroethene	ND		0.056	mg/Kg-dry	50	02/23/12 08:55 PM
trans-1,3-Dichloropropene	ND		0.085	mg/Kg-dry	50	02/23/12 08:55 PM
Trichloroethene	ND		0.056	mg/Kg-dry	50	02/23/12 08:55 PM
Trichlorofluoromethane	ND		0.056	mg/Kg-dry	50	02/23/12 08:55 PM
Vinyl chloride	ND		0.11	mg/Kg-dry	50	02/23/12 08:55 PM
Xylenes, Total	0.37		0.17	mg/Kg-dry	50	02/23/12 08:55 PM
<i>Surr: 1,2-Dichloroethane-d4</i>	106		70-120	%REC	50	02/23/12 08:55 PM
<i>Surr: 4-Bromofluorobenzene</i>	138	S	75-120	%REC	50	02/23/12 08:55 PM
<i>Surr: Dibromofluoromethane</i>	99.1		85-115	%REC	50	02/23/12 08:55 PM
<i>Surr: Toluene-d8</i>	95.9		85-115	%REC	50	02/23/12 08:55 PM
CHROMIUM, HEXAVALENT			SW7196A		Prep Date: 02/20/12	Analyst: MB
Chromium, Hexavalent	ND		0.56	mg/Kg-dry	1	02/23/12 12:01 PM
MOISTURE			A2540 G			Analyst: CG
Moisture	11		0.050	% of sample	1	02/20/12 01:42 PM

Note: See Qualifiers page for a list of qualifiers and their definitions.

ALS Group USA, Corp

Date: 29-Feb-12

Client: Weston Solutions, Inc

Project: 20405.016.001.17XX.00/ E Sandusky Co Dumps

Work Order: 1202544

Sample ID: WM-B01-S02-021612

Lab ID: 1202544-18

Collection Date: 02/16/12 12:15 PM

Matrix: SOIL

Analyses	Result	Qual	Report Limit	Units	Dilution Factor	Date Analyzed
HERBICIDES			SW8151		Prep Date: 02/23/12	Analyst: JD
2,4,5-T	ND		0.0056	mg/Kg-dry	1	02/24/12 07:17 PM
2,4,5-TP (Silvex)	ND		0.011	mg/Kg-dry	1	02/24/12 07:17 PM
2,4-D	ND		0.0056	mg/Kg-dry	1	02/24/12 07:17 PM
Surr: DCAA	72.6		30-150	%REC	1	02/24/12 07:17 PM
PCBS			SW8082		Prep Date: 02/23/12	Analyst: JD
Aroclor 1016	ND		0.043	mg/Kg-dry	1	02/26/12 06:11 AM
Aroclor 1221	ND		0.043	mg/Kg-dry	1	02/26/12 06:11 AM
Aroclor 1232	ND		0.043	mg/Kg-dry	1	02/26/12 06:11 AM
Aroclor 1242	ND		0.043	mg/Kg-dry	1	02/26/12 06:11 AM
Aroclor 1248	ND		0.043	mg/Kg-dry	1	02/26/12 06:11 AM
Aroclor 1254	ND		0.043	mg/Kg-dry	1	02/26/12 06:11 AM
Aroclor 1260	ND		0.043	mg/Kg-dry	1	02/26/12 06:11 AM
Surr: Decachlorobiphenyl	83.1		40-140	%REC	1	02/26/12 06:11 AM
PESTICIDES			SW8081		Prep Date: 02/23/12	Analyst: JD
4,4'-DDD	ND		0.022	mg/Kg-dry	2	02/26/12 11:05 AM
4,4'-DDE	ND		0.022	mg/Kg-dry	2	02/26/12 11:05 AM
4,4'-DDT	ND		0.022	mg/Kg-dry	2	02/26/12 11:05 AM
Aldrin	ND		0.022	mg/Kg-dry	2	02/26/12 11:05 AM
alpha-BHC	ND		0.022	mg/Kg-dry	2	02/26/12 11:05 AM
alpha-Chlordane	ND		0.022	mg/Kg-dry	2	02/26/12 11:05 AM
beta-BHC	ND		0.022	mg/Kg-dry	2	02/26/12 11:05 AM
Chlordane, Technical	ND		0.054	mg/Kg-dry	2	02/26/12 11:05 AM
delta-BHC	ND		0.022	mg/Kg-dry	2	02/26/12 11:05 AM
Dieldrin	ND		0.022	mg/Kg-dry	2	02/26/12 11:05 AM
Endosulfan I	ND		0.022	mg/Kg-dry	2	02/26/12 11:05 AM
Endosulfan II	ND		0.022	mg/Kg-dry	2	02/26/12 11:05 AM
Endosulfan sulfate	ND		0.022	mg/Kg-dry	2	02/26/12 11:05 AM
Endrin	ND		0.022	mg/Kg-dry	2	02/26/12 11:05 AM
Endrin aldehyde	ND		0.022	mg/Kg-dry	2	02/26/12 11:05 AM
Endrin ketone	ND		0.022	mg/Kg-dry	2	02/26/12 11:05 AM
gamma-BHC (Lindane)	ND		0.022	mg/Kg-dry	2	02/26/12 11:05 AM
gamma-Chlordane	ND		0.022	mg/Kg-dry	2	02/26/12 11:05 AM
Heptachlor	ND		0.022	mg/Kg-dry	2	02/26/12 11:05 AM
Heptachlor epoxide	ND		0.022	mg/Kg-dry	2	02/26/12 11:05 AM
Methoxychlor	ND		0.022	mg/Kg-dry	2	02/26/12 11:05 AM
Toxaphene	ND		0.13	mg/Kg-dry	2	02/26/12 11:05 AM
Surr: Decachlorobiphenyl	72.1		45-135	%REC	2	02/26/12 11:05 AM
Surr: Tetrachloro-m-xylene	62.1		45-124	%REC	2	02/26/12 11:05 AM

Note: See Qualifiers page for a list of qualifiers and their definitions.

ALS Group USA, Corp

Date: 29-Feb-12

Client: Weston Solutions, Inc

Project: 20405.016.001.17XX.00/ E Sandusky Co Dumps

Work Order: 1202544

Sample ID: WM-B01-S02-021612

Lab ID: 1202544-18

Collection Date: 02/16/12 12:15 PM

Matrix: SOIL

Analyses	Result	Qual	Report Limit	Units	Dilution Factor	Date Analyzed
MERCURY BY CVAA						
Mercury	ND		SW7471 0.018	mg/Kg-dry	Prep Date: 02/20/12 1	Analyst: LR 02/21/12 04:09 PM
METALS BY ICP-MS						
Aluminum	9,300		SW6020A 16	mg/Kg-dry	Prep Date: 02/22/12 20	Analyst: RH 02/23/12 04:08 PM
Antimony	ND		0.78	mg/Kg-dry	2	02/22/12 11:42 PM
Arsenic	12		0.78	mg/Kg-dry	2	02/22/12 11:42 PM
Barium	70		0.78	mg/Kg-dry	2	02/22/12 11:42 PM
Beryllium	ND		3.1	mg/Kg-dry	20	02/23/12 04:08 PM
Boron	65		31	mg/Kg-dry	20	02/23/12 04:08 PM
Cadmium	ND		0.31	mg/Kg-dry	2	02/22/12 11:42 PM
Calcium	47,000		780	mg/Kg-dry	20	02/23/12 04:08 PM
Chromium	13		0.78	mg/Kg-dry	2	02/22/12 11:42 PM
Cobalt	9.7		0.78	mg/Kg-dry	2	02/22/12 11:42 PM
Copper	21		0.78	mg/Kg-dry	2	02/22/12 11:42 PM
Iron	25,000		12	mg/Kg-dry	2	02/22/12 11:42 PM
Lead	12		0.78	mg/Kg-dry	2	02/22/12 11:42 PM
Magnesium	8,700		31	mg/Kg-dry	2	02/22/12 11:42 PM
Manganese	490		7.8	mg/Kg-dry	20	02/23/12 04:08 PM
Nickel	24		0.78	mg/Kg-dry	2	02/22/12 11:42 PM
Potassium	1,800		31	mg/Kg-dry	2	02/22/12 11:42 PM
Selenium	1.2		0.78	mg/Kg-dry	2	02/22/12 11:42 PM
Silver	ND		0.78	mg/Kg-dry	2	02/22/12 11:42 PM
Sodium	230		31	mg/Kg-dry	2	02/22/12 11:42 PM
Thallium	ND		0.78	mg/Kg-dry	2	02/22/12 11:42 PM
Vanadium	16		0.78	mg/Kg-dry	2	02/22/12 11:42 PM
Zinc	54		1.6	mg/Kg-dry	2	02/22/12 11:42 PM
SEMI-VOLATILE ORGANIC COMPOUNDS						
1,1'-Biphenyl	ND		SW8270 0.37	mg/Kg-dry	Prep Date: 02/21/12 1	Analyst: HL 02/25/12 02:27 PM
2,4,5-Trichlorophenol	ND		0.18	mg/Kg-dry	1	02/25/12 02:27 PM
2,4,6-Trichlorophenol	ND		0.18	mg/Kg-dry	1	02/25/12 02:27 PM
2,4-Dichlorophenol	ND		0.18	mg/Kg-dry	1	02/25/12 02:27 PM
2,4-Dimethylphenol	ND		0.37	mg/Kg-dry	1	02/25/12 02:27 PM
2,4-Dinitrophenol	ND		0.75	mg/Kg-dry	1	02/25/12 02:27 PM
2,4-Dinitrotoluene	ND		0.18	mg/Kg-dry	1	02/25/12 02:27 PM
2,6-Dinitrotoluene	ND		0.18	mg/Kg-dry	1	02/25/12 02:27 PM
2-Chloronaphthalene	ND		0.091	mg/Kg-dry	1	02/25/12 02:27 PM
2-Chlorophenol	ND		0.18	mg/Kg-dry	1	02/25/12 02:27 PM
2-Methylnaphthalene	ND		0.091	mg/Kg-dry	1	02/25/12 02:27 PM
2-Methylphenol	ND		0.18	mg/Kg-dry	1	02/25/12 02:27 PM

Note: See Qualifiers page for a list of qualifiers and their definitions.

ALS Group USA, Corp

Date: 29-Feb-12

Client: Weston Solutions, Inc

Project: 20405.016.001.17XX.00/ E Sandusky Co Dumps

Work Order: 1202544

Sample ID: WM-B01-S02-021612

Lab ID: 1202544-18

Collection Date: 02/16/12 12:15 PM

Matrix: SOIL

Analyses	Result	Qual	Report Limit	Units	Dilution Factor	Date Analyzed
2-Nitroaniline	ND		0.75	mg/Kg-dry	1	02/25/12 02:27 PM
2-Nitrophenol	ND		0.18	mg/Kg-dry	1	02/25/12 02:27 PM
3,3'-Dichlorobenzidine	ND		0.75	mg/Kg-dry	1	02/25/12 02:27 PM
3-Nitroaniline	ND		0.75	mg/Kg-dry	1	02/25/12 02:27 PM
4,6-Dinitro-2-methylphenol	ND		0.37	mg/Kg-dry	1	02/25/12 02:27 PM
4-Bromophenyl phenyl ether	ND		0.18	mg/Kg-dry	1	02/25/12 02:27 PM
4-Chloro-3-methylphenol	ND		0.18	mg/Kg-dry	1	02/25/12 02:27 PM
4-Chloroaniline	ND		0.75	mg/Kg-dry	1	02/25/12 02:27 PM
4-Chlorophenyl phenyl ether	ND		0.18	mg/Kg-dry	1	02/25/12 02:27 PM
4-Methylphenol	ND		0.18	mg/Kg-dry	1	02/25/12 02:27 PM
4-Nitroaniline	ND	UJ	0.75	mg/Kg-dry	1	02/25/12 02:27 PM
4-Nitrophenol	ND		0.75	mg/Kg-dry	1	02/25/12 02:27 PM
Acenaphthene	ND		0.034	mg/Kg-dry	1	02/25/12 02:27 PM
Acenaphthylene	ND		0.034	mg/Kg-dry	1	02/25/12 02:27 PM
Acetophenone	ND		0.37	mg/Kg-dry	1	02/25/12 02:27 PM
Anthracene	ND		0.034	mg/Kg-dry	1	02/25/12 02:27 PM
Atrazine	ND		0.37	mg/Kg-dry	1	02/25/12 02:27 PM
Benzaldehyde	ND		0.37	mg/Kg-dry	1	02/25/12 02:27 PM
Benzo(a)anthracene	ND		0.034	mg/Kg-dry	1	02/25/12 02:27 PM
Benzo(a)pyrene	ND		0.034	mg/Kg-dry	1	02/25/12 02:27 PM
Benzo(b)fluoranthene	ND		0.034	mg/Kg-dry	1	02/25/12 02:27 PM
Benzo(g,h,i)perylene	ND		0.034	mg/Kg-dry	1	02/25/12 02:27 PM
Benzo(k)fluoranthene	ND		0.034	mg/Kg-dry	1	02/25/12 02:27 PM
Bis(2-chloroethoxy)methane	ND		0.18	mg/Kg-dry	1	02/25/12 02:27 PM
Bis(2-chloroethyl)ether	ND		0.18	mg/Kg-dry	1	02/25/12 02:27 PM
Bis(2-chloroisopropyl)ether	ND		0.18	mg/Kg-dry	1	02/25/12 02:27 PM
Bis(2-ethylhexyl)phthalate	ND		0.37	mg/Kg-dry	1	02/25/12 02:27 PM
Butyl benzyl phthalate	ND		0.18	mg/Kg-dry	1	02/25/12 02:27 PM
Caprolactam	ND		0.37	mg/Kg-dry	1	02/25/12 02:27 PM
Carbazole	ND		0.18	mg/Kg-dry	1	02/25/12 02:27 PM
Chrysene	ND		0.034	mg/Kg-dry	1	02/25/12 02:27 PM
Dibenzo(a,h)anthracene	ND		0.034	mg/Kg-dry	1	02/25/12 02:27 PM
Dibenzofuran	ND		0.18	mg/Kg-dry	1	02/25/12 02:27 PM
Diethyl phthalate	ND		0.37	mg/Kg-dry	1	02/25/12 02:27 PM
Dimethyl phthalate	ND		0.37	mg/Kg-dry	1	02/25/12 02:27 PM
Di-n-butyl phthalate	ND		0.37	mg/Kg-dry	1	02/25/12 02:27 PM
Di-n-octyl phthalate	ND		0.18	mg/Kg-dry	1	02/25/12 02:27 PM
Fluoranthene	ND		0.034	mg/Kg-dry	1	02/25/12 02:27 PM
Fluorene	ND		0.034	mg/Kg-dry	1	02/25/12 02:27 PM
Hexachlorobenzene	ND		0.18	mg/Kg-dry	1	02/25/12 02:27 PM

Note: See Qualifiers page for a list of qualifiers and their definitions.

24
3/13/12

ALS Group USA, Corp

Date: 29-Feb-12

Client: Weston Solutions, Inc
Project: 20405.016.001.17XX.00/ E Sandusky Co Dumps
Sample ID: WM-B01-S02-021612
Collection Date: 02/16/12 12:15 PM

Work Order: 1202544
Lab ID: 1202544-18
Matrix: SOIL

Analyses	Result	Qual	Report Limit	Units	Dilution Factor	Date Analyzed
Hexachlorobutadiene	ND		0.18	mg/Kg-dry	1	02/25/12 02:27 PM
Hexachlorocyclopentadiene	ND		0.37	mg/Kg-dry	1	02/25/12 02:27 PM
Hexachloroethane	ND		0.18	mg/Kg-dry	1	02/25/12 02:27 PM
Indeno(1,2,3-cd)pyrene	ND		0.034	mg/Kg-dry	1	02/25/12 02:27 PM
Isophorone	ND		0.18	mg/Kg-dry	1	02/25/12 02:27 PM
Naphthalene	ND		0.034	mg/Kg-dry	1	02/25/12 02:27 PM
Nitrobenzene	ND		0.18	mg/Kg-dry	1	02/25/12 02:27 PM
N-Nitrosodi-n-propylamine	ND		0.18	mg/Kg-dry	1	02/25/12 02:27 PM
N-Nitrosodiphenylamine	ND		0.18	mg/Kg-dry	1	02/25/12 02:27 PM
Pentachlorophenol	ND		0.37	mg/Kg-dry	1	02/25/12 02:27 PM
Phenanthrene	ND		0.034	mg/Kg-dry	1	02/25/12 02:27 PM
Phenol	ND		0.18	mg/Kg-dry	1	02/25/12 02:27 PM
Pyrene	ND		0.034	mg/Kg-dry	1	02/25/12 02:27 PM
Surr: 2,4,6-Tribromophenol	93.2		34-140	%REC	1	02/25/12 02:27 PM
Surr: 2-Fluorobiphenyl	82.6		12-100	%REC	1	02/25/12 02:27 PM
Surr: 2-Fluorophenol	91.3		33-117	%REC	1	02/25/12 02:27 PM
Surr: 4-Terphenyl-d14	79.0		25-137	%REC	1	02/25/12 02:27 PM
Surr: Nitrobenzene-d5	81.2		37-107	%REC	1	02/25/12 02:27 PM
Surr: Phenol-d6	85.9		40-106	%REC	1	02/25/12 02:27 PM

VOLATILE ORGANIC COMPOUNDS

SW8260

Analyst: **RS**

1,1,1-Trichloroethane	ND		0.057	mg/Kg-dry	50	02/23/12 08:31 PM
1,1,2,2-Tetrachloroethane	ND		0.11	mg/Kg-dry	50	02/23/12 08:31 PM
1,1,2-Trichloroethane	ND		0.11	mg/Kg-dry	50	02/23/12 08:31 PM
1,1,2-Trichlorotrifluoroethane	ND		0.057	mg/Kg-dry	50	02/23/12 08:31 PM
1,1-Dichloroethane	ND		0.057	mg/Kg-dry	50	02/23/12 08:31 PM
1,1-Dichloroethene	ND		0.057	mg/Kg-dry	50	02/23/12 08:31 PM
1,2,4-Trichlorobenzene	ND		0.057	mg/Kg-dry	50	02/23/12 08:31 PM
1,2-Dibromo-3-chloropropane	ND		0.11	mg/Kg-dry	50	02/23/12 08:31 PM
1,2-Dibromoethane	ND		0.085	mg/Kg-dry	50	02/23/12 08:31 PM
1,2-Dichlorobenzene	ND		0.057	mg/Kg-dry	50	02/23/12 08:31 PM
1,2-Dichloroethane	ND		0.057	mg/Kg-dry	50	02/23/12 08:31 PM
1,2-Dichloropropane	ND		0.20	mg/Kg-dry	50	02/23/12 08:31 PM
1,3-Dichlorobenzene	ND		0.057	mg/Kg-dry	50	02/23/12 08:31 PM
1,4-Dichlorobenzene	ND		0.057	mg/Kg-dry	50	02/23/12 08:31 PM
2-Butanone	ND		0.43	mg/Kg-dry	50	02/23/12 08:31 PM
2-Hexanone	ND		0.28	mg/Kg-dry	50	02/23/12 08:31 PM
4-Methyl-2-pentanone	ND		0.28	mg/Kg-dry	50	02/23/12 08:31 PM
Acetone	ND		0.26	mg/Kg-dry	50	02/23/12 08:31 PM
Benzene	ND		0.057	mg/Kg-dry	50	02/23/12 08:31 PM
Bromodichloromethane	ND		0.085	mg/Kg-dry	50	02/23/12 08:31 PM

Note: See Qualifiers page for a list of qualifiers and their definitions.

ALS Group USA, Corp

Date: 29-Feb-12

Client: Weston Solutions, Inc

Project: 20405.016.001.17XX.00/ E Sandusky Co Dumps

Work Order: 1202544

Sample ID: WM-B01-S02-021612

Lab ID: 1202544-18

Collection Date: 02/16/12 12:15 PM

Matrix: SOIL

Analyses	Result	Qual	Report Limit	Units	Dilution Factor	Date Analyzed
Bromoform	ND		0.057	mg/Kg-dry	50	02/23/12 08:31 PM
Bromomethane	ND		0.085	mg/Kg-dry	50	02/23/12 08:31 PM
Carbon disulfide	ND		0.085	mg/Kg-dry	50	02/23/12 08:31 PM
Carbon tetrachloride	ND		0.057	mg/Kg-dry	50	02/23/12 08:31 PM
Chlorobenzene	ND		0.085	mg/Kg-dry	50	02/23/12 08:31 PM
Chloroethane	ND		0.17	mg/Kg-dry	50	02/23/12 08:31 PM
Chloroform	ND		0.057	mg/Kg-dry	50	02/23/12 08:31 PM
Chloromethane	ND		0.17	mg/Kg-dry	50	02/23/12 08:31 PM
cis-1,2-Dichloroethene	ND		0.11	mg/Kg-dry	50	02/23/12 08:31 PM
cis-1,3-Dichloropropene	ND		0.057	mg/Kg-dry	50	02/23/12 08:31 PM
Cyclohexane	ND		0.057	mg/Kg-dry	50	02/23/12 08:31 PM
Dibromochloromethane	ND		0.11	mg/Kg-dry	50	02/23/12 08:31 PM
Dichlorodifluoromethane	ND		0.057	mg/Kg-dry	50	02/23/12 08:31 PM
Ethylbenzene	ND		0.11	mg/Kg-dry	50	02/23/12 08:31 PM
Isopropylbenzene	ND		0.057	mg/Kg-dry	50	02/23/12 08:31 PM
Methyl acetate	ND		0.63	mg/Kg-dry	50	02/23/12 08:31 PM
Methyl tert-butyl ether	ND		0.085	mg/Kg-dry	50	02/23/12 08:31 PM
Methylcyclohexane	ND		1.1	mg/Kg-dry	50	02/23/12 08:31 PM
Methylene chloride	ND		0.11	mg/Kg-dry	50	02/23/12 08:31 PM
Styrene	ND		0.085	mg/Kg-dry	50	02/23/12 08:31 PM
Tetrachloroethene	ND		0.057	mg/Kg-dry	50	02/23/12 08:31 PM
Toluene	ND		0.085	mg/Kg-dry	50	02/23/12 08:31 PM
trans-1,2-Dichloroethene	ND		0.057	mg/Kg-dry	50	02/23/12 08:31 PM
trans-1,3-Dichloropropene	ND		0.085	mg/Kg-dry	50	02/23/12 08:31 PM
Trichloroethene	ND		0.057	mg/Kg-dry	50	02/23/12 08:31 PM
Trichlorofluoromethane	ND		0.057	mg/Kg-dry	50	02/23/12 08:31 PM
Vinyl chloride	ND		0.11	mg/Kg-dry	50	02/23/12 08:31 PM
Xylenes, Total	ND		0.17	mg/Kg-dry	50	02/23/12 08:31 PM
<i>Surr: 1,2-Dichloroethane-d4</i>	106		70-120	%REC	50	02/23/12 08:31 PM
<i>Surr: 4-Bromofluorobenzene</i>	98.4		75-120	%REC	50	02/23/12 08:31 PM
<i>Surr: Dibromofluoromethane</i>	98.5		85-115	%REC	50	02/23/12 08:31 PM
<i>Surr: Toluene-d8</i>	96.9		85-115	%REC	50	02/23/12 08:31 PM

CHROMIUM, HEXAVALENT

Chromium, Hexavalent **SW7196A** Prep Date: 02/20/12 Analyst: **MB**
 ND 0.56 mg/Kg-dry 1 02/23/12 12:01 PM

MOISTURE

Moisture **A2540 G** Analyst: **CG**
 12 0.050 % of sample 1 02/20/12 01:42 PM

Note: See Qualifiers page for a list of qualifiers and their definitions.

ALS Group USA, Corp

Date: 29-Feb-12

Client: Weston Solutions, Inc

Project: 20405.016.001.17XX.00/ E Sandusky Co Dumps

Work Order: 1202544

Sample ID: WM-B02-S01-021612

Lab ID: 1202544-19

Collection Date: 02/16/12 10:10 AM

Matrix: SOIL

Analyses	Result	Qual	Report Limit	Units	Dilution Factor	Date Analyzed
HERBICIDES			SW8151		Prep Date: 02/22/12	Analyst: JD
2,4,5-T	ND		0.0058	mg/Kg-dry	1	02/24/12 03:05 PM
2,4,5-TP (Silvex)	ND		0.012	mg/Kg-dry	1	02/24/12 03:05 PM
2,4-D	ND		0.0058	mg/Kg-dry	1	02/24/12 03:05 PM
Surr: DCAA	78.6		30-150	%REC	1	02/24/12 03:05 PM
PCBS			SW8082		Prep Date: 02/23/12	Analyst: JD
Aroclor 1016	ND		0.046	mg/Kg-dry	1	02/26/12 06:31 AM
Aroclor 1221	ND		0.046	mg/Kg-dry	1	02/26/12 06:31 AM
Aroclor 1232	ND		0.046	mg/Kg-dry	1	02/26/12 06:31 AM
Aroclor 1242	ND		0.046	mg/Kg-dry	1	02/26/12 06:31 AM
Aroclor 1248	ND		0.046	mg/Kg-dry	1	02/26/12 06:31 AM
Aroclor 1254	ND		0.046	mg/Kg-dry	1	02/26/12 06:31 AM
Aroclor 1260	ND		0.046	mg/Kg-dry	1	02/26/12 06:31 AM
Surr: Decachlorobiphenyl	87.1		40-140	%REC	1	02/26/12 06:31 AM
PESTICIDES			SW8081		Prep Date: 02/23/12	Analyst: JD
4,4'-DDD	ND		0.012	mg/Kg-dry	1	02/26/12 11:20 AM
4,4'-DDE	ND		0.012	mg/Kg-dry	1	02/26/12 11:20 AM
4,4'-DDT	ND		0.012	mg/Kg-dry	1	02/26/12 11:20 AM
Aldrin	ND		0.012	mg/Kg-dry	1	02/26/12 11:20 AM
alpha-BHC	ND		0.012	mg/Kg-dry	1	02/26/12 11:20 AM
alpha-Chlordane	ND		0.012	mg/Kg-dry	1	02/26/12 11:20 AM
beta-BHC	ND		0.012	mg/Kg-dry	1	02/26/12 11:20 AM
Chlordane, Technical	ND		0.029	mg/Kg-dry	1	02/26/12 11:20 AM
delta-BHC	ND		0.012	mg/Kg-dry	1	02/26/12 11:20 AM
Dieldrin	ND		0.012	mg/Kg-dry	1	02/26/12 11:20 AM
Endosulfan I	ND		0.012	mg/Kg-dry	1	02/26/12 11:20 AM
Endosulfan II	ND		0.012	mg/Kg-dry	1	02/26/12 11:20 AM
Endosulfan sulfate	ND		0.012	mg/Kg-dry	1	02/26/12 11:20 AM
Endrin	ND		0.012	mg/Kg-dry	1	02/26/12 11:20 AM
Endrin aldehyde	ND		0.012	mg/Kg-dry	1	02/26/12 11:20 AM
Endrin ketone	ND		0.012	mg/Kg-dry	1	02/26/12 11:20 AM
gamma-BHC (Lindane)	ND		0.012	mg/Kg-dry	1	02/26/12 11:20 AM
gamma-Chlordane	ND		0.012	mg/Kg-dry	1	02/26/12 11:20 AM
Heptachlor	ND		0.012	mg/Kg-dry	1	02/26/12 11:20 AM
Heptachlor epoxide	ND		0.012	mg/Kg-dry	1	02/26/12 11:20 AM
Methoxychlor	ND		0.012	mg/Kg-dry	1	02/26/12 11:20 AM
Toxaphene	ND		0.069	mg/Kg-dry	1	02/26/12 11:20 AM
Surr: Decachlorobiphenyl	58.1		45-135	%REC	1	02/26/12 11:20 AM
Surr: Tetrachloro-m-xylene	79.1		45-124	%REC	1	02/26/12 11:20 AM

Note: See Qualifiers page for a list of qualifiers and their definitions.

ALS Group USA, Corp

Date: 29-Feb-12

Client: Weston Solutions, Inc
Project: 20405.016.001.17XX.00/ E Sandusky Co Dumps
Sample ID: WM-B02-S01-021612
Collection Date: 02/16/12 10:10 AM

Work Order: 1202544
Lab ID: 1202544-19
Matrix: SOIL

Analyses	Result	Qual	Report Limit	Units	Dilution Factor	Date Analyzed
MERCURY BY CVA						
Mercury	0.022		SW7471 0.020	mg/Kg-dry	1	Prep Date: 02/20/12 Analyst: LR 02/21/12 04:12 PM
METALS BY ICP-MS						
Aluminum	11,000		SW6020A 17	mg/Kg-dry	20	Prep Date: 02/22/12 Analyst: RH 02/23/12 04:14 PM
Antimony	ND	UJ	0.84	mg/Kg-dry	2	02/22/12 01:19 PM
Arsenic	3.9		0.84	mg/Kg-dry	2	02/22/12 01:19 PM
Barium	30	J	0.84	mg/Kg-dry	2	02/22/12 01:19 PM
Beryllium	ND		3.4	mg/Kg-dry	20	02/23/12 04:14 PM
Boron	ND		34	mg/Kg-dry	20	02/23/12 04:14 PM
Cadmium	ND		0.34	mg/Kg-dry	2	02/22/12 01:19 PM
Calcium	1,300	J	84	mg/Kg-dry	2	02/22/12 01:19 PM
Chromium	15	J	0.84	mg/Kg-dry	2	02/22/12 01:19 PM
Cobalt	7.5		0.84	mg/Kg-dry	2	02/22/12 01:19 PM
Copper	15		0.84	mg/Kg-dry	2	02/22/12 01:19 PM
Iron	19,000		13	mg/Kg-dry	2	02/22/12 01:19 PM
Lead	10		0.84	mg/Kg-dry	2	02/22/12 01:19 PM
Magnesium	3,100	J	34	mg/Kg-dry	2	02/22/12 01:19 PM
Manganese	200		0.84	mg/Kg-dry	2	02/22/12 01:19 PM
Nickel	18		0.84	mg/Kg-dry	2	02/22/12 01:19 PM
Potassium	950	J	34	mg/Kg-dry	2	02/22/12 01:19 PM
Selenium	1.0	J	0.84	mg/Kg-dry	2	02/22/12 01:19 PM
Silver	ND	UJ	0.84	mg/Kg-dry	2	02/22/12 01:19 PM
Sodium	150		34	mg/Kg-dry	2	02/22/12 01:19 PM
Thallium	ND		0.84	mg/Kg-dry	2	02/22/12 01:19 PM
Vanadium	19	J	0.84	mg/Kg-dry	2	02/22/12 01:19 PM
Zinc	55		1.7	mg/Kg-dry	2	02/22/12 01:19 PM
SEMI-VOLATILE ORGANIC COMPOUNDS						
1,1'-Biphenyl	ND		SW8270 0.39	mg/Kg-dry	1	Prep Date: 02/20/12 Analyst: HL 02/23/12 10:29 AM
2,4,5-Trichlorophenol	ND		0.19	mg/Kg-dry	1	02/23/12 10:29 AM
2,4,6-Trichlorophenol	ND		0.19	mg/Kg-dry	1	02/23/12 10:29 AM
2,4-Dichlorophenol	ND		0.19	mg/Kg-dry	1	02/23/12 10:29 AM
2,4-Dimethylphenol	ND		0.39	mg/Kg-dry	1	02/23/12 10:29 AM
2,4-Dinitrophenol	ND		0.79	mg/Kg-dry	1	02/23/12 10:29 AM
2,4-Dinitrotoluene	ND		0.19	mg/Kg-dry	1	02/23/12 10:29 AM
2,6-Dinitrotoluene	ND		0.19	mg/Kg-dry	1	02/23/12 10:29 AM
2-Chloronaphthalene	ND		0.096	mg/Kg-dry	1	02/23/12 10:29 AM
2-Chlorophenol	ND		0.19	mg/Kg-dry	1	02/23/12 10:29 AM
2-Methylnaphthalene	ND		0.096	mg/Kg-dry	1	02/23/12 10:29 AM
2-Methylphenol	ND		0.19	mg/Kg-dry	1	02/23/12 10:29 AM

Note: See Qualifiers page for a list of qualifiers and their definitions.

24
3/13/12

ALS Group USA, Corp

Date: 29-Feb-12

Client: Weston Solutions, Inc
 Project: 20405.016.001.17XX.00/ E Sandusky Co Dumps
 Sample ID: WM-B02-S01-021612
 Collection Date: 02/16/12 10:10 AM

Work Order: 1202544
 Lab ID: 1202544-19
 Matrix: SOIL

Analyses	Result	Qual	Report Limit	Units	Dilution Factor	Date Analyzed
2-Nitroaniline	ND		0.79	mg/Kg-dry	1	02/23/12 10:29 AM
2-Nitrophenol	ND		0.19	mg/Kg-dry	1	02/23/12 10:29 AM
3,3'-Dichlorobenzidine	ND		0.79	mg/Kg-dry	1	02/23/12 10:29 AM
3-Nitroaniline	ND		0.79	mg/Kg-dry	1	02/23/12 10:29 AM
4,6-Dinitro-2-methylphenol	ND		0.39	mg/Kg-dry	1	02/23/12 10:29 AM
4-Bromophenyl phenyl ether	ND		0.19	mg/Kg-dry	1	02/23/12 10:29 AM
4-Chloro-3-methylphenol	ND		0.19	mg/Kg-dry	1	02/23/12 10:29 AM
4-Chloroaniline	ND		0.79	mg/Kg-dry	1	02/23/12 10:29 AM
4-Chlorophenyl phenyl ether	ND		0.19	mg/Kg-dry	1	02/23/12 10:29 AM
4-Methylphenol	ND		0.19	mg/Kg-dry	1	02/23/12 10:29 AM
4-Nitroaniline	ND	UJ	0.79	mg/Kg-dry	1	02/23/12 10:29 AM
4-Nitrophenol	ND		0.79	mg/Kg-dry	1	02/23/12 10:29 AM
Acenaphthene	ND		0.036	mg/Kg-dry	1	02/23/12 10:29 AM
Acenaphthylene	ND		0.036	mg/Kg-dry	1	02/23/12 10:29 AM
Acetophenone	ND		0.39	mg/Kg-dry	1	02/23/12 10:29 AM
Anthracene	ND		0.036	mg/Kg-dry	1	02/23/12 10:29 AM
Atrazine	ND		0.39	mg/Kg-dry	1	02/23/12 10:29 AM
Benzaldehyde	ND		0.39	mg/Kg-dry	1	02/23/12 10:29 AM
Benzo(a)anthracene	ND		0.036	mg/Kg-dry	1	02/23/12 10:29 AM
Benzo(a)pyrene	ND		0.036	mg/Kg-dry	1	02/23/12 10:29 AM
Benzo(b)fluoranthene	0.037		0.036	mg/Kg-dry	1	02/23/12 10:29 AM
Benzo(g,h,i)perylene	ND		0.036	mg/Kg-dry	1	02/23/12 10:29 AM
Benzo(k)fluoranthene	ND		0.036	mg/Kg-dry	1	02/23/12 10:29 AM
Bis(2-chloroethoxy)methane	ND		0.19	mg/Kg-dry	1	02/23/12 10:29 AM
Bis(2-chloroethyl)ether	ND		0.19	mg/Kg-dry	1	02/23/12 10:29 AM
Bis(2-chloroisopropyl)ether	ND		0.19	mg/Kg-dry	1	02/23/12 10:29 AM
Bis(2-ethylhexyl)phthalate	ND		0.39	mg/Kg-dry	1	02/23/12 10:29 AM
Butyl benzyl phthalate	ND		0.19	mg/Kg-dry	1	02/23/12 10:29 AM
Caprolactam	ND		0.39	mg/Kg-dry	1	02/23/12 10:29 AM
Carbazole	ND		0.19	mg/Kg-dry	1	02/23/12 10:29 AM
Chrysene	ND		0.036	mg/Kg-dry	1	02/23/12 10:29 AM
Dibenzo(a,h)anthracene	ND		0.036	mg/Kg-dry	1	02/23/12 10:29 AM
Dibenzofuran	ND		0.19	mg/Kg-dry	1	02/23/12 10:29 AM
Diethyl phthalate	ND		0.39	mg/Kg-dry	1	02/23/12 10:29 AM
Dimethyl phthalate	ND		0.39	mg/Kg-dry	1	02/23/12 10:29 AM
Di-n-butyl phthalate	ND		0.39	mg/Kg-dry	1	02/23/12 10:29 AM
Di-n-octyl phthalate	ND		0.19	mg/Kg-dry	1	02/23/12 10:29 AM
Fluoranthene	ND		0.036	mg/Kg-dry	1	02/23/12 10:29 AM
Fluorene	ND		0.036	mg/Kg-dry	1	02/23/12 10:29 AM
Hexachlorobenzene	ND		0.19	mg/Kg-dry	1	02/23/12 10:29 AM

Note: See Qualifiers page for a list of qualifiers and their definitions.

28
3/13/12

ALS Group USA, Corp

Date: 29-Feb-12

Client: Weston Solutions, Inc
 Project: 20405.016.001.17XX.00/ E Sandusky Co Dumps
 Sample ID: WM-B02-S01-021612
 Collection Date: 02/16/12 10:10 AM

Work Order: 1202544
 Lab ID: 1202544-19
 Matrix: SOIL

Analyses	Result	Qual	Report Limit	Units	Dilution Factor	Date Analyzed
Hexachlorobutadiene	ND		0.19	mg/Kg-dry	1	02/23/12 10:29 AM
Hexachlorocyclopentadiene	ND		0.39	mg/Kg-dry	1	02/23/12 10:29 AM
Hexachloroethane	ND		0.19	mg/Kg-dry	1	02/23/12 10:29 AM
Indeno(1,2,3-cd)pyrene	ND		0.036	mg/Kg-dry	1	02/23/12 10:29 AM
Isophorone	ND		0.19	mg/Kg-dry	1	02/23/12 10:29 AM
Naphthalene	ND		0.036	mg/Kg-dry	1	02/23/12 10:29 AM
Nitrobenzene	ND		0.19	mg/Kg-dry	1	02/23/12 10:29 AM
N-Nitrosodi-n-propylamine	ND		0.19	mg/Kg-dry	1	02/23/12 10:29 AM
N-Nitrosodiphenylamine	ND		0.19	mg/Kg-dry	1	02/23/12 10:29 AM
Pentachlorophenol	ND		0.39	mg/Kg-dry	1	02/23/12 10:29 AM
Phenanthrene	ND		0.036	mg/Kg-dry	1	02/23/12 10:29 AM
Phenol	ND		0.19	mg/Kg-dry	1	02/23/12 10:29 AM
Pyrene	ND		0.036	mg/Kg-dry	1	02/23/12 10:29 AM
Surr: 2,4,6-Tribromophenol	85.3		34-140	%REC	1	02/23/12 10:29 AM
Surr: 2-Fluorobiphenyl	76.1		12-100	%REC	1	02/23/12 10:29 AM
Surr: 2-Fluorophenol	84.2		33-117	%REC	1	02/23/12 10:29 AM
Surr: 4-Terphenyl-d14	85.3		25-137	%REC	1	02/23/12 10:29 AM
Surr: Nitrobenzene-d5	86.2		37-107	%REC	1	02/23/12 10:29 AM
Surr: Phenol-d6	90.0		40-106	%REC	1	02/23/12 10:29 AM

VOLATILE ORGANIC COMPOUNDS

SW8260

Analyst: BG

1,1,1-Trichloroethane	ND		0.060	mg/Kg-dry	50	02/21/12 05:38 PM
1,1,2,2-Tetrachloroethane	ND		0.12	mg/Kg-dry	50	02/21/12 05:38 PM
1,1,2-Trichloroethane	ND		0.12	mg/Kg-dry	50	02/21/12 05:38 PM
1,1,2-Trichlorotrifluoroethane	ND		0.060	mg/Kg-dry	50	02/21/12 05:38 PM
1,1-Dichloroethane	ND		0.060	mg/Kg-dry	50	02/21/12 05:38 PM
1,1-Dichloroethene	ND	UJ	0.060	mg/Kg-dry	50	02/21/12 05:38 PM
1,2,4-Trichlorobenzene	ND		0.060	mg/Kg-dry	50	02/21/12 05:38 PM
1,2-Dibromo-3-chloropropane	ND		0.12	mg/Kg-dry	50	02/21/12 05:38 PM
1,2-Dibromoethane	ND		0.090	mg/Kg-dry	50	02/21/12 05:38 PM
1,2-Dichlorobenzene	ND		0.060	mg/Kg-dry	50	02/21/12 05:38 PM
1,2-Dichloroethane	ND		0.060	mg/Kg-dry	50	02/21/12 05:38 PM
1,2-Dichloropropane	ND		0.21	mg/Kg-dry	50	02/21/12 05:38 PM
1,3-Dichlorobenzene	ND		0.060	mg/Kg-dry	50	02/21/12 05:38 PM
1,4-Dichlorobenzene	ND		0.060	mg/Kg-dry	50	02/21/12 05:38 PM
2-Butanone	ND		0.45	mg/Kg-dry	50	02/21/12 05:38 PM
2-Hexanone	ND		0.30	mg/Kg-dry	50	02/21/12 05:38 PM
4-Methyl-2-pentanone	ND		0.30	mg/Kg-dry	50	02/21/12 05:38 PM
Acetone	ND	UJ	0.27	mg/Kg-dry	50	02/21/12 05:38 PM
Benzene	ND		0.060	mg/Kg-dry	50	02/21/12 05:38 PM
Bromodichloromethane	ND		0.090	mg/Kg-dry	50	02/21/12 05:38 PM

Note: See Qualifiers page for a list of qualifiers and their definitions.

LB
3/13/12

ALS Group USA, Corp

Date: 29-Feb-12

Client: Weston Solutions, Inc
Project: 20405.016.001.17XX.00/ E Sandusky Co Dumps
Sample ID: WM-B02-S01-021612
Collection Date: 02/16/12 10:10 AM

Work Order: 1202544
Lab ID: 1202544-19
Matrix: SOIL

Analyses	Result	Qual	Report Limit	Units	Dilution Factor	Date Analyzed
Bromoform	ND		0.060	mg/Kg-dry	50	02/21/12 05:38 PM
Bromomethane	ND		0.090	mg/Kg-dry	50	02/21/12 05:38 PM
Carbon disulfide	ND	UJ	0.090	mg/Kg-dry	50	02/21/12 05:38 PM
Carbon tetrachloride	ND		0.060	mg/Kg-dry	50	02/21/12 05:38 PM
Chlorobenzene	ND		0.090	mg/Kg-dry	50	02/21/12 05:38 PM
Chloroethane	ND		0.18	mg/Kg-dry	50	02/21/12 05:38 PM
Chloroform	ND		0.060	mg/Kg-dry	50	02/21/12 05:38 PM
Chloromethane	ND	UJ	0.18	mg/Kg-dry	50	02/21/12 05:38 PM
cis-1,2-Dichloroethene	ND		0.12	mg/Kg-dry	50	02/21/12 05:38 PM
cis-1,3-Dichloropropene	ND		0.060	mg/Kg-dry	50	02/21/12 05:38 PM
Cyclohexane	ND		0.060	mg/Kg-dry	50	02/21/12 05:38 PM
Dibromochloromethane	ND		0.12	mg/Kg-dry	50	02/21/12 05:38 PM
Dichlorodifluoromethane	ND		0.060	mg/Kg-dry	50	02/21/12 05:38 PM
Ethylbenzene	ND		0.12	mg/Kg-dry	50	02/21/12 05:38 PM
Isopropylbenzene	ND		0.060	mg/Kg-dry	50	02/21/12 05:38 PM
Methyl acetate	ND		0.060	mg/Kg-dry	50	02/21/12 05:38 PM
Methyl tert-butyl ether	ND		0.090	mg/Kg-dry	50	02/21/12 05:38 PM
Methylcyclohexane	ND		1.2	mg/Kg-dry	50	02/21/12 05:38 PM
Methylene chloride	ND		0.12	mg/Kg-dry	50	02/21/12 05:38 PM
Styrene	ND		0.090	mg/Kg-dry	50	02/21/12 05:38 PM
Tetrachloroethene	ND		0.060	mg/Kg-dry	50	02/21/12 05:38 PM
Toluene	ND		0.090	mg/Kg-dry	50	02/21/12 05:38 PM
trans-1,2-Dichloroethene	ND		0.060	mg/Kg-dry	50	02/21/12 05:38 PM
trans-1,3-Dichloropropene	ND		0.090	mg/Kg-dry	50	02/21/12 05:38 PM
Trichloroethene	ND		0.060	mg/Kg-dry	50	02/21/12 05:38 PM
Trichlorofluoromethane	ND	UJ	0.060	mg/Kg-dry	50	02/21/12 05:38 PM
Vinyl chloride	ND		0.12	mg/Kg-dry	50	02/21/12 05:38 PM
Xylenes, Total	ND		0.18	mg/Kg-dry	50	02/21/12 05:38 PM
Surr: 1,2-Dichloroethane-d4	98.4		70-120	%REC	50	02/21/12 05:38 PM
Surr: 4-Bromofluorobenzene	99.5		75-120	%REC	50	02/21/12 05:38 PM
Surr: Dibromofluoromethane	90.7		85-115	%REC	50	02/21/12 05:38 PM
Surr: Toluene-d8	103		85-115	%REC	50	02/21/12 05:38 PM

CHROMIUM, HEXAVALENT

Chromium, Hexavalent ND UJ **SW7196A** Prep Date: 02/20/12 Analyst: MB
 0.59 mg/Kg-dry 1 02/23/12 12:01 PM

MOISTURE

Moisture 17 **A2540 G** Analyst: CG
 0.050 % of sample 1 02/20/12 01:42 PM

Note: See Qualifiers page for a list of qualifiers and their definitions.

LM
 3/13/12

ALS Group USA, Corp

Date: 29-Feb-12

Client: Weston Solutions, Inc

Project: 20405.016.001.17XX.00/ E Sandusky Co Dumps

Work Order: 1202544

Sample ID: WM-B02-S02-021612

Lab ID: 1202544-20

Collection Date: 02/16/12 10:35 AM

Matrix: SOIL

Analyses	Result	Qual	Report Limit	Units	Dilution Factor	Date Analyzed
HERBICIDES			SW8151		Prep Date: 02/23/12	Analyst: JD
2,4,5-T	ND		0.0059	mg/Kg-dry	1	02/24/12 07:17 PM
2,4,5-TP (Silvex)	ND		0.012	mg/Kg-dry	1	02/24/12 07:17 PM
2,4-D	ND		0.0059	mg/Kg-dry	1	02/24/12 07:17 PM
Surr: DCAA	72.8		30-150	%REC	1	02/24/12 07:17 PM
PCBS			SW8082		Prep Date: 02/23/12	Analyst: JD
Aroclor 1016	ND		0.047	mg/Kg-dry	1	02/26/12 07:31 AM
Aroclor 1221	ND		0.047	mg/Kg-dry	1	02/26/12 07:31 AM
Aroclor 1232	ND		0.047	mg/Kg-dry	1	02/26/12 07:31 AM
Aroclor 1242	ND		0.047	mg/Kg-dry	1	02/26/12 07:31 AM
Aroclor 1248	ND		0.047	mg/Kg-dry	1	02/26/12 07:31 AM
Aroclor 1254	ND		0.047	mg/Kg-dry	1	02/26/12 07:31 AM
Aroclor 1260	ND		0.047	mg/Kg-dry	1	02/26/12 07:31 AM
Surr: Decachlorobiphenyl	87.1		40-140	%REC	1	02/26/12 07:31 AM
PESTICIDES			SW8081		Prep Date: 02/23/12	Analyst: JD
4,4'-DDD	ND		0.012	mg/Kg-dry	1	02/26/12 12:05 PM
4,4'-DDE	ND		0.012	mg/Kg-dry	1	02/26/12 12:05 PM
4,4'-DDT	ND		0.012	mg/Kg-dry	1	02/26/12 12:05 PM
Aldrin	ND		0.012	mg/Kg-dry	1	02/26/12 12:05 PM
alpha-BHC	ND		0.012	mg/Kg-dry	1	02/26/12 12:05 PM
alpha-Chlordane	ND		0.012	mg/Kg-dry	1	02/26/12 12:05 PM
beta-BHC	ND		0.012	mg/Kg-dry	1	02/26/12 12:05 PM
Chlordane, Technical	ND		0.029	mg/Kg-dry	1	02/26/12 12:05 PM
delta-BHC	ND		0.012	mg/Kg-dry	1	02/26/12 12:05 PM
Dieldrin	ND		0.012	mg/Kg-dry	1	02/26/12 12:05 PM
Endosulfan I	ND		0.012	mg/Kg-dry	1	02/26/12 12:05 PM
Endosulfan II	ND		0.012	mg/Kg-dry	1	02/26/12 12:05 PM
Endosulfan sulfate	ND		0.012	mg/Kg-dry	1	02/26/12 12:05 PM
Endrin	ND		0.012	mg/Kg-dry	1	02/26/12 12:05 PM
Endrin aldehyde	ND		0.012	mg/Kg-dry	1	02/26/12 12:05 PM
Endrin ketone	ND		0.012	mg/Kg-dry	1	02/26/12 12:05 PM
gamma-BHC (Lindane)	ND		0.012	mg/Kg-dry	1	02/26/12 12:05 PM
gamma-Chlordane	ND		0.012	mg/Kg-dry	1	02/26/12 12:05 PM
Heptachlor	ND		0.012	mg/Kg-dry	1	02/26/12 12:05 PM
Heptachlor epoxide	ND		0.012	mg/Kg-dry	1	02/26/12 12:05 PM
Methoxychlor	ND		0.012	mg/Kg-dry	1	02/26/12 12:05 PM
Toxaphene	ND		0.070	mg/Kg-dry	1	02/26/12 12:05 PM
Surr: Decachlorobiphenyl	61.1		45-135	%REC	1	02/26/12 12:05 PM
Surr: Tetrachloro-m-xylene	93.1		45-124	%REC	1	02/26/12 12:05 PM

Note: See Qualifiers page for a list of qualifiers and their definitions.

ALS Group USA, Corp

Date: 29-Feb-12

Client: Weston Solutions, Inc

Project: 20405.016.001.17XX.00/ E Sandusky Co Dumps

Work Order: 1202544

Sample ID: WM-B02-S02-021612

Lab ID: 1202544-20

Collection Date: 02/16/12 10:35 AM

Matrix: SOIL

Analyses	Result	Qual	Report Limit	Units	Dilution Factor	Date Analyzed
MERCURY BY CVA						
Mercury	ND		SW7471 0.020	mg/Kg-dry	1	Prep Date: 02/22/12 Analyst: LR 02/23/12 01:54 PM
METALS BY ICP-MS						
Aluminum	3,700		SW6020A 1.9	mg/Kg-dry	2	Prep Date: 02/22/12 Analyst: RH 02/23/12 02:01 AM
Antimony	ND		0.93	mg/Kg-dry	2	02/23/12 02:01 AM
Arsenic	1.3		0.93	mg/Kg-dry	2	02/23/12 02:01 AM
Barium	17		0.93	mg/Kg-dry	2	02/23/12 02:01 AM
Beryllium	ND		0.37	mg/Kg-dry	2	02/23/12 02:01 AM
Boron	10		3.7	mg/Kg-dry	2	02/23/12 02:01 AM
Cadmium	ND		0.37	mg/Kg-dry	2	02/23/12 02:01 AM
Calcium	1,100		93	mg/Kg-dry	2	02/23/12 02:01 AM
Chromium	5.9		0.93	mg/Kg-dry	2	02/23/12 02:01 AM
Cobalt	3.4		0.93	mg/Kg-dry	2	02/23/12 02:01 AM
Copper	6.2		0.93	mg/Kg-dry	2	02/23/12 02:01 AM
Iron	5,300		15	mg/Kg-dry	2	02/23/12 02:01 AM
Lead	5.0		0.93	mg/Kg-dry	2	02/23/12 02:01 AM
Magnesium	1,300		37	mg/Kg-dry	2	02/23/12 02:01 AM
Manganese	79		0.93	mg/Kg-dry	2	02/23/12 02:01 AM
Nickel	9.2		0.93	mg/Kg-dry	2	02/23/12 02:01 AM
Potassium	580		37	mg/Kg-dry	2	02/23/12 02:01 AM
Selenium	ND		0.93	mg/Kg-dry	2	02/23/12 02:01 AM
Silver	ND		0.93	mg/Kg-dry	2	02/23/12 02:01 AM
Sodium	130		37	mg/Kg-dry	2	02/23/12 02:01 AM
Thallium	ND		0.93	mg/Kg-dry	2	02/23/12 02:01 AM
Vanadium	7.4		0.93	mg/Kg-dry	2	02/23/12 02:01 AM
Zinc	24		1.9	mg/Kg-dry	2	02/23/12 02:01 AM
SEMI-VOLATILE ORGANIC COMPOUNDS						
1,1'-Biphenyl	ND		SW8270 0.39	mg/Kg-dry	1	Prep Date: 02/21/12 Analyst: HL 02/25/12 09:35 AM
2,4,5-Trichlorophenol	ND		0.19	mg/Kg-dry	1	02/25/12 09:35 AM
2,4,6-Trichlorophenol	ND		0.19	mg/Kg-dry	1	02/25/12 09:35 AM
2,4-Dichlorophenol	ND		0.19	mg/Kg-dry	1	02/25/12 09:35 AM
2,4-Dimethylphenol	ND		0.39	mg/Kg-dry	1	02/25/12 09:35 AM
2,4-Dinitrophenol	ND		0.79	mg/Kg-dry	1	02/25/12 09:35 AM
2,4-Dinitrotoluene	ND		0.19	mg/Kg-dry	1	02/25/12 09:35 AM
2,6-Dinitrotoluene	ND		0.19	mg/Kg-dry	1	02/25/12 09:35 AM
2-Chloronaphthalene	ND		0.095	mg/Kg-dry	1	02/25/12 09:35 AM
2-Chlorophenol	ND		0.19	mg/Kg-dry	1	02/25/12 09:35 AM
2-Methylnaphthalene	ND		0.095	mg/Kg-dry	1	02/25/12 09:35 AM
2-Methylphenol	ND		0.19	mg/Kg-dry	1	02/25/12 09:35 AM

Note: See Qualifiers page for a list of qualifiers and their definitions.

ALS Group USA, Corp

Date: 29-Feb-12

Client: Weston Solutions, Inc

Project: 20405.016.001.17XX.00/ E Sandusky Co Dumps

Work Order: 1202544

Sample ID: WM-B02-S02-021612

Lab ID: 1202544-20

Collection Date: 02/16/12 10:35 AM

Matrix: SOIL

Analyses	Result	Qual	Report Limit	Units	Dilution Factor	Date Analyzed
2-Nitroaniline	ND		0.79	mg/Kg-dry	1	02/25/12 09:35 AM
2-Nitrophenol	ND		0.19	mg/Kg-dry	1	02/25/12 09:35 AM
3,3'-Dichlorobenzidine	ND		0.79	mg/Kg-dry	1	02/25/12 09:35 AM
3-Nitroaniline	ND		0.79	mg/Kg-dry	1	02/25/12 09:35 AM
4,6-Dinitro-2-methylphenol	ND		0.39	mg/Kg-dry	1	02/25/12 09:35 AM
4-Bromophenyl phenyl ether	ND		0.19	mg/Kg-dry	1	02/25/12 09:35 AM
4-Chloro-3-methylphenol	ND		0.19	mg/Kg-dry	1	02/25/12 09:35 AM
4-Chloroaniline	ND		0.79	mg/Kg-dry	1	02/25/12 09:35 AM
4-Chlorophenyl phenyl ether	ND		0.19	mg/Kg-dry	1	02/25/12 09:35 AM
4-Methylphenol	ND		0.19	mg/Kg-dry	1	02/25/12 09:35 AM
4-Nitroaniline	ND	W	0.79	mg/Kg-dry	1	02/25/12 09:35 AM
4-Nitrophenol	ND		0.79	mg/Kg-dry	1	02/25/12 09:35 AM
Acenaphthene	ND		0.036	mg/Kg-dry	1	02/25/12 09:35 AM
Acenaphthylene	ND		0.036	mg/Kg-dry	1	02/25/12 09:35 AM
Acetophenone	ND		0.39	mg/Kg-dry	1	02/25/12 09:35 AM
Anthracene	ND		0.036	mg/Kg-dry	1	02/25/12 09:35 AM
Atrazine	ND		0.39	mg/Kg-dry	1	02/25/12 09:35 AM
Benzaldehyde	ND		0.39	mg/Kg-dry	1	02/25/12 09:35 AM
Benzo(a)anthracene	ND		0.036	mg/Kg-dry	1	02/25/12 09:35 AM
Benzo(a)pyrene	ND		0.036	mg/Kg-dry	1	02/25/12 09:35 AM
Benzo(b)fluoranthene	ND		0.036	mg/Kg-dry	1	02/25/12 09:35 AM
Benzo(g,h,i)perylene	ND		0.036	mg/Kg-dry	1	02/25/12 09:35 AM
Benzo(k)fluoranthene	ND		0.036	mg/Kg-dry	1	02/25/12 09:35 AM
Bis(2-chloroethoxy)methane	ND		0.19	mg/Kg-dry	1	02/25/12 09:35 AM
Bis(2-chloroethyl)ether	ND		0.19	mg/Kg-dry	1	02/25/12 09:35 AM
Bis(2-chloroisopropyl)ether	ND		0.19	mg/Kg-dry	1	02/25/12 09:35 AM
Bis(2-ethylhexyl)phthalate	ND		0.39	mg/Kg-dry	1	02/25/12 09:35 AM
Butyl benzyl phthalate	ND		0.19	mg/Kg-dry	1	02/25/12 09:35 AM
Caprolactam	ND		0.39	mg/Kg-dry	1	02/25/12 09:35 AM
Carbazole	ND		0.19	mg/Kg-dry	1	02/25/12 09:35 AM
Chrysene	ND		0.036	mg/Kg-dry	1	02/25/12 09:35 AM
Dibenzo(a,h)anthracene	ND		0.036	mg/Kg-dry	1	02/25/12 09:35 AM
Dibenzofuran	ND		0.19	mg/Kg-dry	1	02/25/12 09:35 AM
Diethyl phthalate	ND		0.39	mg/Kg-dry	1	02/25/12 09:35 AM
Dimethyl phthalate	ND		0.39	mg/Kg-dry	1	02/25/12 09:35 AM
Di-n-butyl phthalate	ND		0.39	mg/Kg-dry	1	02/25/12 09:35 AM
Di-n-octyl phthalate	ND		0.19	mg/Kg-dry	1	02/25/12 09:35 AM
Fluoranthene	ND		0.036	mg/Kg-dry	1	02/25/12 09:35 AM
Fluorene	ND		0.036	mg/Kg-dry	1	02/25/12 09:35 AM
Hexachlorobenzene	ND		0.19	mg/Kg-dry	1	02/25/12 09:35 AM

Note: See Qualifiers page for a list of qualifiers and their definitions.

Handwritten: 29
3/13/12

ALS Group USA, Corp

Date: 29-Feb-12

Client: Weston Solutions, Inc

Project: 20405.016.001.17XX.00/ E Sandusky Co Dumps

Work Order: 1202544

Sample ID: WM-B02-S02-021612

Lab ID: 1202544-20

Collection Date: 02/16/12 10:35 AM

Matrix: SOIL

Analyses	Result	Qual	Report Limit	Units	Dilution Factor	Date Analyzed
Hexachlorobutadiene	ND		0.19	mg/Kg-dry	1	02/25/12 09:35 AM
Hexachlorocyclopentadiene	ND		0.39	mg/Kg-dry	1	02/25/12 09:35 AM
Hexachloroethane	ND		0.19	mg/Kg-dry	1	02/25/12 09:35 AM
Indeno(1,2,3-cd)pyrene	ND		0.036	mg/Kg-dry	1	02/25/12 09:35 AM
Isophorone	ND		0.19	mg/Kg-dry	1	02/25/12 09:35 AM
Naphthalene	ND		0.036	mg/Kg-dry	1	02/25/12 09:35 AM
Nitrobenzene	ND		0.19	mg/Kg-dry	1	02/25/12 09:35 AM
N-Nitrosodi-n-propylamine	ND		0.19	mg/Kg-dry	1	02/25/12 09:35 AM
N-Nitrosodiphenylamine	ND		0.19	mg/Kg-dry	1	02/25/12 09:35 AM
Pentachlorophenol	ND		0.39	mg/Kg-dry	1	02/25/12 09:35 AM
Phenanthrene	ND		0.036	mg/Kg-dry	1	02/25/12 09:35 AM
Phenol	ND		0.19	mg/Kg-dry	1	02/25/12 09:35 AM
Pyrene	ND		0.036	mg/Kg-dry	1	02/25/12 09:35 AM
Surr: 2,4,6-Tribromophenol	88.6		34-140	%REC	1	02/25/12 09:35 AM
Surr: 2-Fluorobiphenyl	79.1		12-100	%REC	1	02/25/12 09:35 AM
Surr: 2-Fluorophenol	89.1		33-117	%REC	1	02/25/12 09:35 AM
Surr: 4-Terphenyl-d14	79.5		25-137	%REC	1	02/25/12 09:35 AM
Surr: Nitrobenzene-d5	79.5		37-107	%REC	1	02/25/12 09:35 AM
Surr: Phenol-d6	85.1		40-106	%REC	1	02/25/12 09:35 AM

VOLATILE ORGANIC COMPOUNDS

SW8260

Analyst: BG

1,1,1-Trichloroethane	ND		0.060	mg/Kg-dry	50	02/21/12 08:32 PM
1,1,1,2-Tetrachloroethane	ND		0.12	mg/Kg-dry	50	02/21/12 08:32 PM
1,1,1,2-Trichloroethane	ND		0.12	mg/Kg-dry	50	02/21/12 08:32 PM
1,1,2-Trichlorotrifluoroethane	ND		0.060	mg/Kg-dry	50	02/21/12 08:32 PM
1,1-Dichloroethane	ND		0.060	mg/Kg-dry	50	02/21/12 08:32 PM
1,1-Dichloroethene	ND		0.060	mg/Kg-dry	50	02/21/12 08:32 PM
1,2,4-Trichlorobenzene	ND		0.060	mg/Kg-dry	50	02/21/12 08:32 PM
1,2-Dibromo-3-chloropropane	ND		0.12	mg/Kg-dry	50	02/21/12 08:32 PM
1,2-Dibromoethane	ND		0.090	mg/Kg-dry	50	02/21/12 08:32 PM
1,2-Dichlorobenzene	ND		0.060	mg/Kg-dry	50	02/21/12 08:32 PM
1,2-Dichloroethane	ND		0.060	mg/Kg-dry	50	02/21/12 08:32 PM
1,2-Dichloropropane	ND		0.21	mg/Kg-dry	50	02/21/12 08:32 PM
1,3-Dichlorobenzene	ND		0.060	mg/Kg-dry	50	02/21/12 08:32 PM
1,4-Dichlorobenzene	ND		0.060	mg/Kg-dry	50	02/21/12 08:32 PM
2-Butanone	ND		0.45	mg/Kg-dry	50	02/21/12 08:32 PM
2-Hexanone	ND		0.30	mg/Kg-dry	50	02/21/12 08:32 PM
4-Methyl-2-pentanone	ND		0.30	mg/Kg-dry	50	02/21/12 08:32 PM
Acetone	ND		0.27	mg/Kg-dry	50	02/21/12 08:32 PM
Benzene	ND		0.060	mg/Kg-dry	50	02/21/12 08:32 PM
Bromodichloromethane	ND		0.090	mg/Kg-dry	50	02/21/12 08:32 PM

Note: See Qualifiers page for a list of qualifiers and their definitions.

ALS Group USA, Corp

Date: 29-Feb-12

Client: Weston Solutions, Inc
 Project: 20405.016.001.17XX.00/ E Sandusky Co Dumps
 Sample ID: WM-B02-S02-021612
 Collection Date: 02/16/12 10:35 AM

Work Order: 1202544
 Lab ID: 1202544-20
 Matrix: SOIL

Analyses	Result	Qual	Report Limit	Units	Dilution Factor	Date Analyzed
Bromoform	ND		0.060	mg/Kg-dry	50	02/21/12 08:32 PM
Bromomethane	ND		0.090	mg/Kg-dry	50	02/21/12 08:32 PM
Carbon disulfide	ND		0.090	mg/Kg-dry	50	02/21/12 08:32 PM
Carbon tetrachloride	ND		0.060	mg/Kg-dry	50	02/21/12 08:32 PM
Chlorobenzene	ND		0.090	mg/Kg-dry	50	02/21/12 08:32 PM
Chloroethane	ND		0.18	mg/Kg-dry	50	02/21/12 08:32 PM
Chloroform	ND		0.060	mg/Kg-dry	50	02/21/12 08:32 PM
Chloromethane	ND		0.18	mg/Kg-dry	50	02/21/12 08:32 PM
cis-1,2-Dichloroethene	ND		0.12	mg/Kg-dry	50	02/21/12 08:32 PM
cis-1,3-Dichloropropene	ND		0.060	mg/Kg-dry	50	02/21/12 08:32 PM
Cyclohexane	ND		0.060	mg/Kg-dry	50	02/21/12 08:32 PM
Dibromochloromethane	ND		0.12	mg/Kg-dry	50	02/21/12 08:32 PM
Dichlorodifluoromethane	ND		0.060	mg/Kg-dry	50	02/21/12 08:32 PM
Ethylbenzene	ND		0.12	mg/Kg-dry	50	02/21/12 08:32 PM
Isopropylbenzene	ND		0.060	mg/Kg-dry	50	02/21/12 08:32 PM
Methyl acetate	ND		0.24	mg/Kg-dry	50	02/21/12 08:32 PM
Methyl tert-butyl ether	ND		0.090	mg/Kg-dry	50	02/21/12 08:32 PM
Methylcyclohexane	ND		1.2	mg/Kg-dry	50	02/21/12 08:32 PM
Methylene chloride	ND		0.12	mg/Kg-dry	50	02/21/12 08:32 PM
Styrene	ND		0.090	mg/Kg-dry	50	02/21/12 08:32 PM
Tetrachloroethene	ND		0.060	mg/Kg-dry	50	02/21/12 08:32 PM
Toluene	ND		0.090	mg/Kg-dry	50	02/21/12 08:32 PM
trans-1,2-Dichloroethene	ND		0.060	mg/Kg-dry	50	02/21/12 08:32 PM
trans-1,3-Dichloropropene	ND		0.090	mg/Kg-dry	50	02/21/12 08:32 PM
Trichloroethene	ND		0.060	mg/Kg-dry	50	02/21/12 08:32 PM
Trichlorofluoromethane	ND		0.060	mg/Kg-dry	50	02/21/12 08:32 PM
Vinyl chloride	ND		0.12	mg/Kg-dry	50	02/21/12 08:32 PM
Xylenes, Total	ND		0.18	mg/Kg-dry	50	02/21/12 08:32 PM
Surr: 1,2-Dichloroethane-d4	97.7		70-120	%REC	50	02/21/12 08:32 PM
Surr: 4-Bromofluorobenzene	99.1		75-120	%REC	50	02/21/12 08:32 PM
Surr: Dibromofluoromethane	93.6		85-115	%REC	50	02/21/12 08:32 PM
Surr: Toluene-d8	103		85-115	%REC	50	02/21/12 08:32 PM

CHROMIUM, HEXAVALENT

Chromium, Hexavalent ND 0.59 mg/Kg-dry SW7196A Prep Date: 02/20/12 Analyst: MB 02/23/12 12:01 PM

MOISTURE

Moisture 16 0.050 % of sample A2540 G Analyst: CG 02/20/12 01:42 PM

Note: See Qualifiers page for a list of qualifiers and their definitions.

ALS Group USA, Corp

Date: 29-Feb-12

Client: Weston Solutions, Inc

Project: 20405.016.001.17XX.00/ E Sandusky Co Dumps

Work Order: 1202544

Sample ID: WM-B03-S01-021612

Lab ID: 1202544-21

Collection Date: 02/16/12 09:20 AM

Matrix: SOIL

Analyses	Result	Qual	Report Limit	Units	Dilution Factor	Date Analyzed
HERBICIDES			SW8151		Prep Date: 02/23/12	Analyst: JD
2,4,5-T	ND		0.0055	mg/Kg-dry	1	02/24/12 07:17 PM
2,4,5-TP (Silvex)	ND		0.011	mg/Kg-dry	1	02/24/12 07:17 PM
2,4-D	ND		0.0055	mg/Kg-dry	1	02/24/12 07:17 PM
Surr: DCAA	77.2		30-150	%REC	1	02/24/12 07:17 PM
PCBS			SW8082		Prep Date: 02/23/12	Analyst: JD
Aroclor 1016	ND		0.042	mg/Kg-dry	1	02/26/12 07:50 AM
Aroclor 1221	ND		0.042	mg/Kg-dry	1	02/26/12 07:50 AM
Aroclor 1232	ND		0.042	mg/Kg-dry	1	02/26/12 07:50 AM
Aroclor 1242	ND		0.042	mg/Kg-dry	1	02/26/12 07:50 AM
Aroclor 1248	ND		0.042	mg/Kg-dry	1	02/26/12 07:50 AM
Aroclor 1254	0.068		0.042	mg/Kg-dry	1	02/26/12 07:50 AM
Aroclor 1260	ND		0.042	mg/Kg-dry	1	02/26/12 07:50 AM
Surr: Decachlorobiphenyl	85.1		40-140	%REC	1	02/26/12 07:50 AM
PESTICIDES			SW8081		Prep Date: 02/23/12	Analyst: JD
4,4'-DDD	ND		0.021	mg/Kg-dry	2	02/26/12 12:20 PM
4,4'-DDE	ND		0.021	mg/Kg-dry	2	02/26/12 12:20 PM
4,4'-DDT	ND		0.021	mg/Kg-dry	2	02/26/12 12:20 PM
Aldrin	ND		0.021	mg/Kg-dry	2	02/26/12 12:20 PM
alpha-BHC	ND		0.021	mg/Kg-dry	2	02/26/12 12:20 PM
alpha-Chlordane	ND		0.021	mg/Kg-dry	2	02/26/12 12:20 PM
beta-BHC	ND		0.021	mg/Kg-dry	2	02/26/12 12:20 PM
Chlordane, Technical	ND		0.052	mg/Kg-dry	2	02/26/12 12:20 PM
delta-BHC	ND		0.021	mg/Kg-dry	2	02/26/12 12:20 PM
Dieldrin	ND		0.021	mg/Kg-dry	2	02/26/12 12:20 PM
Endosulfan I	ND		0.021	mg/Kg-dry	2	02/26/12 12:20 PM
Endosulfan II	ND		0.021	mg/Kg-dry	2	02/26/12 12:20 PM
Endosulfan sulfate	ND		0.021	mg/Kg-dry	2	02/26/12 12:20 PM
Endrin	ND		0.021	mg/Kg-dry	2	02/26/12 12:20 PM
Endrin aldehyde	ND		0.021	mg/Kg-dry	2	02/26/12 12:20 PM
Endrin ketone	ND		0.021	mg/Kg-dry	2	02/26/12 12:20 PM
gamma-BHC (Lindane)	ND		0.021	mg/Kg-dry	2	02/26/12 12:20 PM
gamma-Chlordane	ND		0.021	mg/Kg-dry	2	02/26/12 12:20 PM
Heptachlor	ND		0.021	mg/Kg-dry	2	02/26/12 12:20 PM
Heptachlor epoxide	ND		0.021	mg/Kg-dry	2	02/26/12 12:20 PM
Methoxychlor	ND		0.021	mg/Kg-dry	2	02/26/12 12:20 PM
Toxaphene	ND		0.13	mg/Kg-dry	2	02/26/12 12:20 PM
Surr: Decachlorobiphenyl	70.1		45-135	%REC	2	02/26/12 12:20 PM
Surr: Tetrachloro-m-xylene	76.1		45-124	%REC	2	02/26/12 12:20 PM

Note: See Qualifiers page for a list of qualifiers and their definitions.

ALS Group USA, Corp

Date: 29-Feb-12

Client: Weston Solutions, Inc

Project: 20405.016.001.17XX.00/ E Sandusky Co Dumps

Work Order: 1202544

Sample ID: WM-B03-S01-021612

Lab ID: 1202544-21

Collection Date: 02/16/12 09:20 AM

Matrix: SOIL

Analyses	Result	Qual	Report Limit	Units	Dilution Factor	Date Analyzed
MERCURY BY CVA						
Mercury	ND		SW7471 0.017	mg/Kg-dry	1	Prep Date: 02/22/12 Analyst: LR 02/23/12 02:01 PM
METALS BY ICP-MS						
Aluminum	2,800		SW6020A 1.6	mg/Kg-dry	2	Prep Date: 02/22/12 Analyst: RH 02/23/12 02:07 AM
Antimony	ND		0.81	mg/Kg-dry	2	02/23/12 02:07 AM
Arsenic	3.5		0.81	mg/Kg-dry	2	02/23/12 02:07 AM
Barium	21		0.81	mg/Kg-dry	2	02/23/12 02:07 AM
Beryllium	ND		0.32	mg/Kg-dry	2	02/23/12 02:07 AM
Boron	4.1		3.2	mg/Kg-dry	2	02/23/12 02:07 AM
Cadmium	ND		0.32	mg/Kg-dry	2	02/23/12 02:07 AM
Calcium	36,000		810	mg/Kg-dry	20	02/23/12 04:44 PM
Chromium	5.3		0.81	mg/Kg-dry	2	02/23/12 02:07 AM
Cobalt	3.4		0.81	mg/Kg-dry	2	02/23/12 02:07 AM
Copper	5.7		0.81	mg/Kg-dry	2	02/23/12 02:07 AM
Iron	6,500		13	mg/Kg-dry	2	02/23/12 02:07 AM
Lead	9.0		0.81	mg/Kg-dry	2	02/23/12 02:07 AM
Magnesium	9,300		32	mg/Kg-dry	2	02/23/12 02:07 AM
Manganese	140		0.81	mg/Kg-dry	2	02/23/12 02:07 AM
Nickel	8.1		0.81	mg/Kg-dry	2	02/23/12 02:07 AM
Potassium	410		32	mg/Kg-dry	2	02/23/12 02:07 AM
Selenium	ND		0.81	mg/Kg-dry	2	02/23/12 02:07 AM
Silver	ND		0.81	mg/Kg-dry	2	02/23/12 02:07 AM
Sodium	260		32	mg/Kg-dry	2	02/23/12 02:07 AM
Thallium	ND		0.81	mg/Kg-dry	2	02/23/12 02:07 AM
Vanadium	8.3		0.81	mg/Kg-dry	2	02/23/12 02:07 AM
Zinc	24		1.6	mg/Kg-dry	2	02/23/12 02:07 AM
SEMI-VOLATILE ORGANIC COMPOUNDS						
1,1'-Biphenyl	ND		SW8270 0.37	mg/Kg-dry	1	Prep Date: 02/28/12 Analyst: CW 02/28/12 02:14 PM
2,4,5-Trichlorophenol	ND		0.18	mg/Kg-dry	1	02/28/12 02:14 PM
2,4,6-Trichlorophenol	ND		0.18	mg/Kg-dry	1	02/28/12 02:14 PM
2,4-Dichlorophenol	ND		0.18	mg/Kg-dry	1	02/28/12 02:14 PM
2,4-Dimethylphenol	ND		0.37	mg/Kg-dry	1	02/28/12 02:14 PM
2,4-Dinitrophenol	ND		0.73	mg/Kg-dry	1	02/28/12 02:14 PM
2,4-Dinitrotoluene	ND		0.18	mg/Kg-dry	1	02/28/12 02:14 PM
2,6-Dinitrotoluene	ND		0.18	mg/Kg-dry	1	02/28/12 02:14 PM
2-Chloronaphthalene	ND		0.089	mg/Kg-dry	1	02/28/12 02:14 PM
2-Chlorophenol	ND		0.18	mg/Kg-dry	1	02/28/12 02:14 PM
2-Methylnaphthalene	ND		0.089	mg/Kg-dry	1	02/28/12 02:14 PM
2-Methylphenol	ND		0.18	mg/Kg-dry	1	02/28/12 02:14 PM

Note: See Qualifiers page for a list of qualifiers and their definitions.

ALS Group USA, Corp

Date: 29-Feb-12

Client: Weston Solutions, Inc

Project: 20405.016.001.17XX.00/ E Sandusky Co Dumps

Work Order: 1202544

Sample ID: WM-B03-S01-021612

Lab ID: 1202544-21

Collection Date: 02/16/12 09:20 AM

Matrix: SOIL

Analyses	Result	Qual	Report Limit	Units	Dilution Factor	Date Analyzed
2-Nitroaniline	ND		0.73	mg/Kg-dry	1	02/28/12 02:14 PM
2-Nitrophenol	ND		0.18	mg/Kg-dry	1	02/28/12 02:14 PM
3,3'-Dichlorobenzidine	ND		0.73	mg/Kg-dry	1	02/28/12 02:14 PM
3-Nitroaniline	ND		0.73	mg/Kg-dry	1	02/28/12 02:14 PM
4,6-Dinitro-2-methylphenol	ND		0.37	mg/Kg-dry	1	02/28/12 02:14 PM
4-Bromophenyl phenyl ether	ND		0.18	mg/Kg-dry	1	02/28/12 02:14 PM
4-Chloro-3-methylphenol	ND		0.18	mg/Kg-dry	1	02/28/12 02:14 PM
4-Chloroaniline	ND		0.73	mg/Kg-dry	1	02/28/12 02:14 PM
4-Chlorophenyl phenyl ether	ND		0.18	mg/Kg-dry	1	02/28/12 02:14 PM
4-Methylphenol	ND		0.18	mg/Kg-dry	1	02/28/12 02:14 PM
4-Nitroaniline	ND	W	0.73	mg/Kg-dry	1	02/28/12 02:14 PM
4-Nitrophenol	ND		0.73	mg/Kg-dry	1	02/28/12 02:14 PM
Acenaphthene	ND		0.033	mg/Kg-dry	1	02/28/12 02:14 PM
Acenaphthylene	ND		0.033	mg/Kg-dry	1	02/28/12 02:14 PM
Acetophenone	ND		0.37	mg/Kg-dry	1	02/28/12 02:14 PM
Anthracene	ND		0.033	mg/Kg-dry	1	02/28/12 02:14 PM
Atrazine	ND		0.37	mg/Kg-dry	1	02/28/12 02:14 PM
Benzaldehyde	ND		0.37	mg/Kg-dry	1	02/28/12 02:14 PM
Benzo(a)anthracene	ND		0.033	mg/Kg-dry	1	02/28/12 02:14 PM
Benzo(a)pyrene	ND		0.033	mg/Kg-dry	1	02/28/12 02:14 PM
Benzo(b)fluoranthene	ND		0.033	mg/Kg-dry	1	02/28/12 02:14 PM
Benzo(g,h,i)perylene	ND		0.033	mg/Kg-dry	1	02/28/12 02:14 PM
Benzo(k)fluoranthene	ND		0.033	mg/Kg-dry	1	02/28/12 02:14 PM
Bis(2-chloroethoxy)methane	ND		0.18	mg/Kg-dry	1	02/28/12 02:14 PM
Bis(2-chloroethyl)ether	ND		0.18	mg/Kg-dry	1	02/28/12 02:14 PM
Bis(2-chloroisopropyl)ether	ND		0.18	mg/Kg-dry	1	02/28/12 02:14 PM
Bis(2-ethylhexyl)phthalate	ND		0.37	mg/Kg-dry	1	02/28/12 02:14 PM
Butyl benzyl phthalate	ND		0.18	mg/Kg-dry	1	02/28/12 02:14 PM
Caprolactam	ND		0.37	mg/Kg-dry	1	02/28/12 02:14 PM
Carbazole	ND		0.18	mg/Kg-dry	1	02/28/12 02:14 PM
Chrysene	ND		0.033	mg/Kg-dry	1	02/28/12 02:14 PM
Dibenzo(a,h)anthracene	ND		0.033	mg/Kg-dry	1	02/28/12 02:14 PM
Dibenzofuran	ND		0.18	mg/Kg-dry	1	02/28/12 02:14 PM
Diethyl phthalate	ND		0.37	mg/Kg-dry	1	02/28/12 02:14 PM
Dimethyl phthalate	ND		0.37	mg/Kg-dry	1	02/28/12 02:14 PM
Di-n-butyl phthalate	ND		0.37	mg/Kg-dry	1	02/28/12 02:14 PM
Di-n-octyl phthalate	ND		0.18	mg/Kg-dry	1	02/28/12 02:14 PM
Fluoranthene	ND		0.033	mg/Kg-dry	1	02/28/12 02:14 PM
Fluorene	ND		0.033	mg/Kg-dry	1	02/28/12 02:14 PM
Hexachlorobenzene	ND		0.18	mg/Kg-dry	1	02/28/12 02:14 PM

Note: See Qualifiers page for a list of qualifiers and their definitions.

29
3/13/12

ALS Group USA, Corp

Date: 29-Feb-12

Client: Weston Solutions, Inc

Project: 20405.016.001.17XX.00/ E Sandusky Co Dumps

Work Order: 1202544

Sample ID: WM-B03-S01-021612

Lab ID: 1202544-21

Collection Date: 02/16/12 09:20 AM

Matrix: SOIL

Analyses	Result	Qual	Report Limit	Units	Dilution Factor	Date Analyzed
Hexachlorobutadiene	ND		0.18	mg/Kg-dry	1	02/28/12 02:14 PM
Hexachlorocyclopentadiene	ND		0.37	mg/Kg-dry	1	02/28/12 02:14 PM
Hexachloroethane	ND		0.18	mg/Kg-dry	1	02/28/12 02:14 PM
Indeno(1,2,3-cd)pyrene	ND		0.033	mg/Kg-dry	1	02/28/12 02:14 PM
Isophorone	ND		0.18	mg/Kg-dry	1	02/28/12 02:14 PM
Naphthalene	ND		0.033	mg/Kg-dry	1	02/28/12 02:14 PM
Nitrobenzene	ND		0.18	mg/Kg-dry	1	02/28/12 02:14 PM
N-Nitrosodi-n-propylamine	ND		0.18	mg/Kg-dry	1	02/28/12 02:14 PM
N-Nitrosodiphenylamine	ND		0.18	mg/Kg-dry	1	02/28/12 02:14 PM
Pentachlorophenol	ND		0.37	mg/Kg-dry	1	02/28/12 02:14 PM
Phenanthrene	ND		0.033	mg/Kg-dry	1	02/28/12 02:14 PM
Phenol	ND		0.18	mg/Kg-dry	1	02/28/12 02:14 PM
Pyrene	ND		0.033	mg/Kg-dry	1	02/28/12 02:14 PM
Surr: 2,4,6-Tribromophenol	77.3		34-140	%REC	1	02/28/12 02:14 PM
Surr: 2-Fluorobiphenyl	71.8		12-100	%REC	1	02/28/12 02:14 PM
Surr: 2-Fluorophenol	77.0		33-117	%REC	1	02/28/12 02:14 PM
Surr: 4-Terphenyl-d14	91.7		25-137	%REC	1	02/28/12 02:14 PM
Surr: Nitrobenzene-d5	76.1		37-107	%REC	1	02/28/12 02:14 PM
Surr: Phenol-d6	77.7		40-106	%REC	1	02/28/12 02:14 PM

VOLATILE ORGANIC COMPOUNDS

SW8260

Analyst: **BG**

1,1,1-Trichloroethane	ND		0.056	mg/Kg-dry	50	02/21/12 08:56 PM
1,1,2,2-Tetrachloroethane	ND		0.11	mg/Kg-dry	50	02/21/12 08:56 PM
1,1,2-Trichloroethane	ND		0.11	mg/Kg-dry	50	02/21/12 08:56 PM
1,1,2-Trichlorotrifluoroethane	ND		0.056	mg/Kg-dry	50	02/21/12 08:56 PM
1,1-Dichloroethane	ND		0.056	mg/Kg-dry	50	02/21/12 08:56 PM
1,1-Dichloroethene	ND		0.056	mg/Kg-dry	50	02/21/12 08:56 PM
1,2,4-Trichlorobenzene	ND		0.056	mg/Kg-dry	50	02/21/12 08:56 PM
1,2-Dibromo-3-chloropropane	ND		0.11	mg/Kg-dry	50	02/21/12 08:56 PM
1,2-Dibromoethane	ND		0.084	mg/Kg-dry	50	02/21/12 08:56 PM
1,2-Dichlorobenzene	ND		0.056	mg/Kg-dry	50	02/21/12 08:56 PM
1,2-Dichloroethane	ND		0.056	mg/Kg-dry	50	02/21/12 08:56 PM
1,2-Dichloropropane	ND		0.20	mg/Kg-dry	50	02/21/12 08:56 PM
1,3-Dichlorobenzene	ND		0.056	mg/Kg-dry	50	02/21/12 08:56 PM
1,4-Dichlorobenzene	ND		0.056	mg/Kg-dry	50	02/21/12 08:56 PM
2-Butanone	ND		0.42	mg/Kg-dry	50	02/21/12 08:56 PM
2-Hexanone	ND		0.28	mg/Kg-dry	50	02/21/12 08:56 PM
4-Methyl-2-pentanone	ND		0.28	mg/Kg-dry	50	02/21/12 08:56 PM
Acetone	ND		0.25	mg/Kg-dry	50	02/21/12 08:56 PM
Benzene	ND		0.056	mg/Kg-dry	50	02/21/12 08:56 PM
Bromodichloromethane	ND		0.084	mg/Kg-dry	50	02/21/12 08:56 PM

Note: See Qualifiers page for a list of qualifiers and their definitions.

ALS Group USA, Corp

Date: 29-Feb-12

Client: Weston Solutions, Inc

Project: 20405.016.001.17XX.00/ E Sandusky Co Dumps

Work Order: 1202544

Sample ID: WM-B03-S01-021612

Lab ID: 1202544-21

Collection Date: 02/16/12 09:20 AM

Matrix: SOIL

Analyses	Result	Qual	Report Limit	Units	Dilution Factor	Date Analyzed
Bromoform	ND		0.056	mg/Kg-dry	50	02/21/12 08:56 PM
Bromomethane	ND		0.084	mg/Kg-dry	50	02/21/12 08:56 PM
Carbon disulfide	ND		0.084	mg/Kg-dry	50	02/21/12 08:56 PM
Carbon tetrachloride	ND		0.056	mg/Kg-dry	50	02/21/12 08:56 PM
Chlorobenzene	ND		0.084	mg/Kg-dry	50	02/21/12 08:56 PM
Chloroethane	ND		0.17	mg/Kg-dry	50	02/21/12 08:56 PM
Chloroform	ND		0.056	mg/Kg-dry	50	02/21/12 08:56 PM
Chloromethane	ND		0.17	mg/Kg-dry	50	02/21/12 08:56 PM
cis-1,2-Dichloroethene	ND		0.11	mg/Kg-dry	50	02/21/12 08:56 PM
cis-1,3-Dichloropropene	ND		0.056	mg/Kg-dry	50	02/21/12 08:56 PM
Cyclohexane	ND		0.056	mg/Kg-dry	50	02/21/12 08:56 PM
Dibromochloromethane	ND		0.11	mg/Kg-dry	50	02/21/12 08:56 PM
Dichlorodifluoromethane	ND		0.056	mg/Kg-dry	50	02/21/12 08:56 PM
Ethylbenzene	ND		0.11	mg/Kg-dry	50	02/21/12 08:56 PM
Isopropylbenzene	ND		0.056	mg/Kg-dry	50	02/21/12 08:56 PM
Methyl acetate	ND		0.17	mg/Kg-dry	50	02/21/12 08:56 PM
Methyl tert-butyl ether	ND		0.084	mg/Kg-dry	50	02/21/12 08:56 PM
Methylcyclohexane	ND		1.1	mg/Kg-dry	50	02/21/12 08:56 PM
Methylene chloride	ND		0.11	mg/Kg-dry	50	02/21/12 08:56 PM
Styrene	ND		0.084	mg/Kg-dry	50	02/21/12 08:56 PM
Tetrachloroethene	ND		0.056	mg/Kg-dry	50	02/21/12 08:56 PM
Toluene	ND		0.084	mg/Kg-dry	50	02/21/12 08:56 PM
trans-1,2-Dichloroethene	ND		0.056	mg/Kg-dry	50	02/21/12 08:56 PM
trans-1,3-Dichloropropene	ND		0.084	mg/Kg-dry	50	02/21/12 08:56 PM
Trichloroethene	ND		0.056	mg/Kg-dry	50	02/21/12 08:56 PM
Trichlorofluoromethane	ND		0.056	mg/Kg-dry	50	02/21/12 08:56 PM
Vinyl chloride	ND		0.11	mg/Kg-dry	50	02/21/12 08:56 PM
Xylenes, Total	ND		0.17	mg/Kg-dry	50	02/21/12 08:56 PM
<i>Surr: 1,2-Dichloroethane-d4</i>	98.1		70-120	%REC	50	02/21/12 08:56 PM
<i>Surr: 4-Bromofluorobenzene</i>	98.8		75-120	%REC	50	02/21/12 08:56 PM
<i>Surr: Dibromofluoromethane</i>	91.7		85-115	%REC	50	02/21/12 08:56 PM
<i>Surr: Toluene-d8</i>	103		85-115	%REC	50	02/21/12 08:56 PM

CHROMIUM, HEXAVALENT

Chromium, Hexavalent **SW7196A** Prep Date: 02/20/12 Analyst: **MB**
 ND 0.56 mg/Kg-dry 1 02/23/12 12:01 PM

MOISTURE

Moisture **A2540 G** Analyst: **CG**
 10 0.050 % of sample 1 02/20/12 01:42 PM

Note: See Qualifiers page for a list of qualifiers and their definitions.

ALS Group USA, Corp

Date: 29-Feb-12

Client: Weston Solutions, Inc

Project: 20405.016.001.17XX.00/ E Sandusky Co Dumps

Work Order: 1202544

Sample ID: WM-B03-S02-021612

Lab ID: 1202544-22

Collection Date: 02/16/12 09:10 AM

Matrix: SOIL

Analyses	Result	Qual	Report Limit	Units	Dilution Factor	Date Analyzed
HERBICIDES			SW8151		Prep Date: 02/23/12	Analyst: JD
2,4,5-T	ND		0.0058	mg/Kg-dry	1	02/24/12 07:17 PM
2,4,5-TP (Silvex)	ND		0.012	mg/Kg-dry	1	02/24/12 07:17 PM
2,4-D	ND		0.0058	mg/Kg-dry	1	02/24/12 07:17 PM
Surr: DCAA	113		30-150	%REC	1	02/24/12 07:17 PM
PCBS			SW8082		Prep Date: 02/23/12	Analyst: JD
Aroclor 1016	ND		0.047	mg/Kg-dry	1	02/26/12 08:10 AM
Aroclor 1221	ND		0.047	mg/Kg-dry	1	02/26/12 08:10 AM
Aroclor 1232	ND		0.047	mg/Kg-dry	1	02/26/12 08:10 AM
Aroclor 1242	ND		0.047	mg/Kg-dry	1	02/26/12 08:10 AM
Aroclor 1248	ND		0.047	mg/Kg-dry	1	02/26/12 08:10 AM
Aroclor 1254	0.32		0.047	mg/Kg-dry	1	02/26/12 08:10 AM
Aroclor 1260	ND		0.047	mg/Kg-dry	1	02/26/12 08:10 AM
Surr: Decachlorobiphenyl	82.1		40-140	%REC	1	02/26/12 08:10 AM
PESTICIDES			SW8081		Prep Date: 02/23/12	Analyst: JD
4,4'-DDD	ND		0.012	mg/Kg-dry	1	02/26/12 12:35 PM
4,4'-DDE	ND		0.012	mg/Kg-dry	1	02/26/12 12:35 PM
4,4'-DDT	ND		0.012	mg/Kg-dry	1	02/26/12 12:35 PM
Aldrin	ND		0.012	mg/Kg-dry	1	02/26/12 12:35 PM
alpha-BHC	ND		0.012	mg/Kg-dry	1	02/26/12 12:35 PM
alpha-Chlordane	ND		0.012	mg/Kg-dry	1	02/26/12 12:35 PM
beta-BHC	ND		0.012	mg/Kg-dry	1	02/26/12 12:35 PM
Chlordane, Technical	ND		0.029	mg/Kg-dry	1	02/26/12 12:35 PM
delta-BHC	ND		0.012	mg/Kg-dry	1	02/26/12 12:35 PM
Dieldrin	ND		0.012	mg/Kg-dry	1	02/26/12 12:35 PM
Endosulfan I	ND		0.012	mg/Kg-dry	1	02/26/12 12:35 PM
Endosulfan II	ND		0.012	mg/Kg-dry	1	02/26/12 12:35 PM
Endosulfan sulfate	ND		0.012	mg/Kg-dry	1	02/26/12 12:35 PM
Endrin	ND		0.012	mg/Kg-dry	1	02/26/12 12:35 PM
Endrin aldehyde	ND		0.012	mg/Kg-dry	1	02/26/12 12:35 PM
Endrin ketone	ND		0.012	mg/Kg-dry	1	02/26/12 12:35 PM
gamma-BHC (Lindane)	ND		0.012	mg/Kg-dry	1	02/26/12 12:35 PM
gamma-Chlordane	ND		0.012	mg/Kg-dry	1	02/26/12 12:35 PM
Heptachlor	ND		0.012	mg/Kg-dry	1	02/26/12 12:35 PM
Heptachlor epoxide	ND		0.012	mg/Kg-dry	1	02/26/12 12:35 PM
Methoxychlor	ND		0.012	mg/Kg-dry	1	02/26/12 12:35 PM
Toxaphene	ND		0.071	mg/Kg-dry	1	02/26/12 12:35 PM
Surr: Decachlorobiphenyl	61.1		45-135	%REC	1	02/26/12 12:35 PM
Surr: Tetrachloro-m-xylene	69.1		45-124	%REC	1	02/26/12 12:35 PM

Note: See Qualifiers page for a list of qualifiers and their definitions.

ALS Group USA, Corp

Date: 29-Feb-12

Client: Weston Solutions, Inc

Project: 20405.016.001.17XX.00/ E Sandusky Co Dumps

Work Order: 1202544

Sample ID: WM-B03-S02-021612

Lab ID: 1202544-22

Collection Date: 02/16/12 09:10 AM

Matrix: SOIL

Analyses	Result	Qual	Report Limit	Units	Dilution Factor	Date Analyzed
MERCURY BY CVAA			SW7471		Prep Date: 02/22/12	Analyst: LR
Mercury	ND		0.020	mg/Kg-dry	1	02/23/12 02:03 PM
METALS BY ICP-MS			SW6020A		Prep Date: 02/22/12	Analyst: RH
Aluminum	3,200		1.8	mg/Kg-dry	2	02/23/12 02:13 AM
Antimony	ND		0.88	mg/Kg-dry	2	02/23/12 02:13 AM
Arsenic	3.7		0.88	mg/Kg-dry	2	02/23/12 02:13 AM
Barium	24		0.88	mg/Kg-dry	2	02/23/12 02:13 AM
Beryllium	ND		0.35	mg/Kg-dry	2	02/23/12 02:13 AM
Boron	19		3.5	mg/Kg-dry	2	02/23/12 02:13 AM
Cadmium	ND		0.35	mg/Kg-dry	2	02/23/12 02:13 AM
Calcium	8,700		88	mg/Kg-dry	2	02/23/12 02:13 AM
Chromium	6.1		0.88	mg/Kg-dry	2	02/23/12 02:13 AM
Cobalt	3.6		0.88	mg/Kg-dry	2	02/23/12 02:13 AM
Copper	5.5		0.88	mg/Kg-dry	2	02/23/12 02:13 AM
Iron	7,400		14	mg/Kg-dry	2	02/23/12 02:13 AM
Lead	4.3		0.88	mg/Kg-dry	2	02/23/12 02:13 AM
Magnesium	1,900		35	mg/Kg-dry	2	02/23/12 02:13 AM
Manganese	130		0.88	mg/Kg-dry	2	02/23/12 02:13 AM
Nickel	8.9		0.88	mg/Kg-dry	2	02/23/12 02:13 AM
Potassium	470		35	mg/Kg-dry	2	02/23/12 02:13 AM
Selenium	ND		0.88	mg/Kg-dry	2	02/23/12 02:13 AM
Silver	ND		0.88	mg/Kg-dry	2	02/23/12 02:13 AM
Sodium	290		35	mg/Kg-dry	2	02/23/12 02:13 AM
Thallium	ND		0.88	mg/Kg-dry	2	02/23/12 02:13 AM
Vanadium	8.5		0.88	mg/Kg-dry	2	02/23/12 02:13 AM
Zinc	24		1.8	mg/Kg-dry	2	02/23/12 02:13 AM
SEMI-VOLATILE ORGANIC COMPOUNDS			SW8270		Prep Date: 02/21/12	Analyst: HL
1,1'-Biphenyl	ND		0.39	mg/Kg-dry	1	02/25/12 01:34 PM
2,4,5-Trichlorophenol	ND		0.19	mg/Kg-dry	1	02/25/12 01:34 PM
2,4,6-Trichlorophenol	ND		0.19	mg/Kg-dry	1	02/25/12 01:34 PM
2,4-Dichlorophenol	ND		0.19	mg/Kg-dry	1	02/25/12 01:34 PM
2,4-Dimethylphenol	ND		0.39	mg/Kg-dry	1	02/25/12 01:34 PM
2,4-Dinitrophenol	ND		0.78	mg/Kg-dry	1	02/25/12 01:34 PM
2,4-Dinitrotoluene	ND		0.19	mg/Kg-dry	1	02/25/12 01:34 PM
2,6-Dinitrotoluene	ND		0.19	mg/Kg-dry	1	02/25/12 01:34 PM
2-Chloronaphthalene	ND		0.094	mg/Kg-dry	1	02/25/12 01:34 PM
2-Chlorophenol	ND		0.19	mg/Kg-dry	1	02/25/12 01:34 PM
2-Methylnaphthalene	ND		0.094	mg/Kg-dry	1	02/25/12 01:34 PM
2-Methylphenol	ND		0.19	mg/Kg-dry	1	02/25/12 01:34 PM

Note: See Qualifiers page for a list of qualifiers and their definitions.

ALS Group USA, Corp

Date: 29-Feb-12

Client: Weston Solutions, Inc

Project: 20405.016.001.17XX.00/ E Sandusky Co Dumps

Work Order: 1202544

Sample ID: WM-B03-S02-021612

Lab ID: 1202544-22

Collection Date: 02/16/12 09:10 AM

Matrix: SOIL

Analyses	Result	Qual	Report Limit	Units	Dilution Factor	Date Analyzed
2-Nitroaniline	ND		0.78	mg/Kg-dry	1	02/25/12 01:34 PM
2-Nitrophenol	ND		0.19	mg/Kg-dry	1	02/25/12 01:34 PM
3,3'-Dichlorobenzidine	ND		0.78	mg/Kg-dry	1	02/25/12 01:34 PM
3-Nitroaniline	ND		0.78	mg/Kg-dry	1	02/25/12 01:34 PM
4,6-Dinitro-2-methylphenol	ND		0.39	mg/Kg-dry	1	02/25/12 01:34 PM
4-Bromophenyl phenyl ether	ND		0.19	mg/Kg-dry	1	02/25/12 01:34 PM
4-Chloro-3-methylphenol	ND		0.19	mg/Kg-dry	1	02/25/12 01:34 PM
4-Chloroaniline	ND		0.78	mg/Kg-dry	1	02/25/12 01:34 PM
4-Chlorophenyl phenyl ether	ND		0.19	mg/Kg-dry	1	02/25/12 01:34 PM
4-Methylphenol	ND		0.19	mg/Kg-dry	1	02/25/12 01:34 PM
4-Nitroaniline	ND	UJ	0.78	mg/Kg-dry	1	02/25/12 01:34 PM
4-Nitrophenol	ND		0.78	mg/Kg-dry	1	02/25/12 01:34 PM
Acenaphthene	ND		0.035	mg/Kg-dry	1	02/25/12 01:34 PM
Acenaphthylene	ND		0.035	mg/Kg-dry	1	02/25/12 01:34 PM
Acetophenone	ND		0.39	mg/Kg-dry	1	02/25/12 01:34 PM
Anthracene	ND		0.035	mg/Kg-dry	1	02/25/12 01:34 PM
Atrazine	ND		0.39	mg/Kg-dry	1	02/25/12 01:34 PM
Benzaldehyde	ND		0.39	mg/Kg-dry	1	02/25/12 01:34 PM
Benzo(a)anthracene	ND		0.035	mg/Kg-dry	1	02/25/12 01:34 PM
Benzo(a)pyrene	ND		0.035	mg/Kg-dry	1	02/25/12 01:34 PM
Benzo(b)fluoranthene	ND		0.035	mg/Kg-dry	1	02/25/12 01:34 PM
Benzo(g,h,i)perylene	ND		0.035	mg/Kg-dry	1	02/25/12 01:34 PM
Benzo(k)fluoranthene	ND		0.035	mg/Kg-dry	1	02/25/12 01:34 PM
Bis(2-chloroethoxy)methane	ND		0.19	mg/Kg-dry	1	02/25/12 01:34 PM
Bis(2-chloroethyl)ether	ND		0.19	mg/Kg-dry	1	02/25/12 01:34 PM
Bis(2-chloroisopropyl)ether	ND		0.19	mg/Kg-dry	1	02/25/12 01:34 PM
Bis(2-ethylhexyl)phthalate	ND		0.39	mg/Kg-dry	1	02/25/12 01:34 PM
Butyl benzyl phthalate	ND		0.19	mg/Kg-dry	1	02/25/12 01:34 PM
Caprolactam	ND		0.39	mg/Kg-dry	1	02/25/12 01:34 PM
Carbazole	ND		0.19	mg/Kg-dry	1	02/25/12 01:34 PM
Chrysene	ND		0.035	mg/Kg-dry	1	02/25/12 01:34 PM
Dibenzo(a,h)anthracene	ND		0.035	mg/Kg-dry	1	02/25/12 01:34 PM
Dibenzofuran	ND		0.19	mg/Kg-dry	1	02/25/12 01:34 PM
Diethyl phthalate	ND		0.39	mg/Kg-dry	1	02/25/12 01:34 PM
Dimethyl phthalate	ND		0.39	mg/Kg-dry	1	02/25/12 01:34 PM
Di-n-butyl phthalate	ND		0.39	mg/Kg-dry	1	02/25/12 01:34 PM
Di-n-octyl phthalate	ND		0.19	mg/Kg-dry	1	02/25/12 01:34 PM
Fluoranthene	ND		0.035	mg/Kg-dry	1	02/25/12 01:34 PM
Fluorene	ND		0.035	mg/Kg-dry	1	02/25/12 01:34 PM
Hexachlorobenzene	ND		0.19	mg/Kg-dry	1	02/25/12 01:34 PM

Note: See Qualifiers page for a list of qualifiers and their definitions.

29
3/13/12

ALS Group USA, Corp

Date: 29-Feb-12

Client: Weston Solutions, Inc

Project: 20405.016.001.17XX.00/ E Sandusky Co Dumps

Work Order: 1202544

Sample ID: WM-B03-S02-021612

Lab ID: 1202544-22

Collection Date: 02/16/12 09:10 AM

Matrix: SOIL

Analyses	Result	Qual	Report Limit	Units	Dilution Factor	Date Analyzed
Hexachlorobutadiene	ND		0.19	mg/Kg-dry	1	02/25/12 01:34 PM
Hexachlorocyclopentadiene	ND		0.39	mg/Kg-dry	1	02/25/12 01:34 PM
Hexachloroethane	ND		0.19	mg/Kg-dry	1	02/25/12 01:34 PM
Indeno(1,2,3-cd)pyrene	ND		0.035	mg/Kg-dry	1	02/25/12 01:34 PM
Isophorone	ND		0.19	mg/Kg-dry	1	02/25/12 01:34 PM
Naphthalene	ND		0.035	mg/Kg-dry	1	02/25/12 01:34 PM
Nitrobenzene	ND		0.19	mg/Kg-dry	1	02/25/12 01:34 PM
N-Nitrosodi-n-propylamine	ND		0.19	mg/Kg-dry	1	02/25/12 01:34 PM
N-Nitrosodiphenylamine	ND		0.19	mg/Kg-dry	1	02/25/12 01:34 PM
Pentachlorophenol	ND		0.39	mg/Kg-dry	1	02/25/12 01:34 PM
Phenanthrene	ND		0.035	mg/Kg-dry	1	02/25/12 01:34 PM
Phenol	ND		0.19	mg/Kg-dry	1	02/25/12 01:34 PM
Pyrene	ND		0.035	mg/Kg-dry	1	02/25/12 01:34 PM
Surr: 2,4,6-Tribromophenol	83.1		34-140	%REC	1	02/25/12 01:34 PM
Surr: 2-Fluorobiphenyl	68.6		12-100	%REC	1	02/25/12 01:34 PM
Surr: 2-Fluorophenol	78.1		33-117	%REC	1	02/25/12 01:34 PM
Surr: 4-Terphenyl-d14	73.5		25-137	%REC	1	02/25/12 01:34 PM
Surr: Nitrobenzene-d5	69.9		37-107	%REC	1	02/25/12 01:34 PM
Surr: Phenol-d6	74.1		40-106	%REC	1	02/25/12 01:34 PM

VOLATILE ORGANIC COMPOUNDS

SW8260

Analyst: BG

1,1,1-Trichloroethane	ND		0.060	mg/Kg-dry	50	02/21/12 08:20 AM
1,1,2,2-Tetrachloroethane	ND		0.12	mg/Kg-dry	50	02/21/12 08:20 AM
1,1,2-Trichloroethane	ND		0.12	mg/Kg-dry	50	02/21/12 08:20 AM
1,1,2-Trichlorotrifluoroethane	ND		0.060	mg/Kg-dry	50	02/21/12 08:20 AM
1,1-Dichloroethane	ND		0.060	mg/Kg-dry	50	02/21/12 08:20 AM
1,1-Dichloroethene	ND		0.060	mg/Kg-dry	50	02/21/12 08:20 AM
1,2,4-Trichlorobenzene	ND		0.060	mg/Kg-dry	50	02/21/12 08:20 AM
1,2-Dibromo-3-chloropropane	ND		0.12	mg/Kg-dry	50	02/21/12 08:20 AM
1,2-Dibromoethane	ND		0.090	mg/Kg-dry	50	02/21/12 08:20 AM
1,2-Dichlorobenzene	ND		0.060	mg/Kg-dry	50	02/21/12 08:20 AM
1,2-Dichloroethane	ND		0.060	mg/Kg-dry	50	02/21/12 08:20 AM
1,2-Dichloropropane	ND		0.21	mg/Kg-dry	50	02/21/12 08:20 AM
1,3-Dichlorobenzene	ND		0.060	mg/Kg-dry	50	02/21/12 08:20 AM
1,4-Dichlorobenzene	ND		0.060	mg/Kg-dry	50	02/21/12 08:20 AM
2-Butanone	ND		0.45	mg/Kg-dry	50	02/21/12 08:20 AM
2-Hexanone	ND		0.30	mg/Kg-dry	50	02/21/12 08:20 AM
4-Methyl-2-pentanone	ND		0.30	mg/Kg-dry	50	02/21/12 08:20 AM
Acetone	ND		0.27	mg/Kg-dry	50	02/21/12 08:20 AM
Benzene	ND		0.060	mg/Kg-dry	50	02/21/12 08:20 AM
Bromodichloromethane	ND		0.090	mg/Kg-dry	50	02/21/12 08:20 AM

Note: See Qualifiers page for a list of qualifiers and their definitions.

ALS Group USA, Corp

Date: 29-Feb-12

Client: Weston Solutions, Inc

Project: 20405.016.001.17XX.00/ E Sandusky Co Dumps

Work Order: 1202544

Sample ID: WM-B03-S02-021612

Lab ID: 1202544-22

Collection Date: 02/16/12 09:10 AM

Matrix: SOIL

Analyses	Result	Qual	Report Limit	Units	Dilution Factor	Date Analyzed
Bromoform	ND		0.060	mg/Kg-dry	50	02/21/12 08:20 AM
Bromomethane	ND		0.090	mg/Kg-dry	50	02/21/12 08:20 AM
Carbon disulfide	ND		0.090	mg/Kg-dry	50	02/21/12 08:20 AM
Carbon tetrachloride	ND		0.060	mg/Kg-dry	50	02/21/12 08:20 AM
Chlorobenzene	ND		0.090	mg/Kg-dry	50	02/21/12 08:20 AM
Chloroethane	ND		0.18	mg/Kg-dry	50	02/21/12 08:20 AM
Chloroform	ND		0.060	mg/Kg-dry	50	02/21/12 08:20 AM
Chloromethane	ND		0.18	mg/Kg-dry	50	02/21/12 08:20 AM
cis-1,2-Dichloroethene	ND		0.12	mg/Kg-dry	50	02/21/12 08:20 AM
cis-1,3-Dichloropropene	ND		0.060	mg/Kg-dry	50	02/21/12 08:20 AM
Cyclohexane	ND		0.060	mg/Kg-dry	50	02/21/12 08:20 AM
Dibromochloromethane	ND		0.12	mg/Kg-dry	50	02/21/12 08:20 AM
Dichlorodifluoromethane	ND		0.060	mg/Kg-dry	50	02/21/12 08:20 AM
Ethylbenzene	ND		0.12	mg/Kg-dry	50	02/21/12 08:20 AM
Isopropylbenzene	ND		0.060	mg/Kg-dry	50	02/21/12 08:20 AM
Methyl acetate	ND		0.060	mg/Kg-dry	50	02/21/12 08:20 AM
Methyl tert-butyl ether	ND		0.090	mg/Kg-dry	50	02/21/12 08:20 AM
Methylcyclohexane	ND		1.2	mg/Kg-dry	50	02/21/12 08:20 AM
Methylene chloride	ND		0.12	mg/Kg-dry	50	02/21/12 08:20 AM
Styrene	ND		0.090	mg/Kg-dry	50	02/21/12 08:20 AM
Tetrachloroethene	ND		0.060	mg/Kg-dry	50	02/21/12 08:20 AM
Toluene	ND		0.090	mg/Kg-dry	50	02/21/12 08:20 AM
trans-1,2-Dichloroethene	ND		0.060	mg/Kg-dry	50	02/21/12 08:20 AM
trans-1,3-Dichloropropene	ND		0.090	mg/Kg-dry	50	02/21/12 08:20 AM
Trichloroethene	ND		0.060	mg/Kg-dry	50	02/21/12 08:20 AM
Trichlorofluoromethane	ND		0.060	mg/Kg-dry	50	02/21/12 08:20 AM
Vinyl chloride	ND		0.12	mg/Kg-dry	50	02/21/12 08:20 AM
Xylenes, Total	ND		0.18	mg/Kg-dry	50	02/21/12 08:20 AM
<i>Surr: 1,2-Dichloroethane-d4</i>	97.9		70-120	%REC	50	02/21/12 08:20 AM
<i>Surr: 4-Bromofluorobenzene</i>	99.4		75-120	%REC	50	02/21/12 08:20 AM
<i>Surr: Dibromofluoromethane</i>	90.6		85-115	%REC	50	02/21/12 08:20 AM
<i>Surr: Toluene-d8</i>	103		85-115	%REC	50	02/21/12 08:20 AM
CHROMIUM, HEXAVALENT			SW7196A		Prep Date: 02/20/12	Analyst: MB
Chromium, Hexavalent	ND		0.58	mg/Kg-dry	1	02/23/12 12:01 PM
MOISTURE			A2540 G			Analyst: CG
Moisture	17		0.050	% of sample	1	02/20/12 01:42 PM

Note: See Qualifiers page for a list of qualifiers and their definitions.

ALS Group USA, Corp

Date: 29-Feb-12

Client: Weston Solutions, Inc

Project: 20405.016.001.17XX.00/ E Sandusky Co Dumps

Work Order: 1202544

Sample ID: GC-B01-S01-021612

Lab ID: 1202544-23

Collection Date: 02/16/12 03:15 PM

Matrix: SOIL

Analyses	Result	Qual	Report Limit	Units	Dilution Factor	Date Analyzed
HERBICIDES			SW8151		Prep Date: 02/23/12	Analyst: JD
2,4,5-T	ND		0.0056	mg/Kg-dry	1	02/24/12 07:17 PM
2,4,5-TP (Silvex)	ND		0.011	mg/Kg-dry	1	02/24/12 07:17 PM
2,4-D	ND		0.0056	mg/Kg-dry	1	02/24/12 07:17 PM
Surr: DCAA	82.8		30-150	%REC	1	02/24/12 07:17 PM
PCBS			SW8082		Prep Date: 02/23/12	Analyst: JD
Aroclor 1016	ND		0.043	mg/Kg-dry	1	02/26/12 11:29 AM
Aroclor 1221	ND		0.043	mg/Kg-dry	1	02/26/12 11:29 AM
Aroclor 1232	ND		0.043	mg/Kg-dry	1	02/26/12 11:29 AM
Aroclor 1242	ND		0.043	mg/Kg-dry	1	02/26/12 11:29 AM
Aroclor 1248	ND		0.043	mg/Kg-dry	1	02/26/12 11:29 AM
Aroclor 1254	0.96		0.043	mg/Kg-dry	1	02/26/12 11:29 AM
Aroclor 1260	ND		0.043	mg/Kg-dry	1	02/26/12 11:29 AM
Surr: Decachlorobiphenyl	95.1		40-140	%REC	1	02/26/12 11:29 AM
PESTICIDES			SW8081		Prep Date: 02/23/12	Analyst: JD
4,4'-DDD	ND		0.11	mg/Kg-dry	10	02/28/12 09:59 PM
4,4'-DDE	ND		0.11	mg/Kg-dry	10	02/28/12 09:59 PM
4,4'-DDT	ND		0.11	mg/Kg-dry	10	02/28/12 09:59 PM
Aldrin	ND		0.11	mg/Kg-dry	10	02/28/12 09:59 PM
alpha-BHC	ND		0.11	mg/Kg-dry	10	02/28/12 09:59 PM
alpha-Chlordane	ND		0.11	mg/Kg-dry	10	02/28/12 09:59 PM
beta-BHC	ND		0.11	mg/Kg-dry	10	02/28/12 09:59 PM
Chlordane, Technical	1.9		0.27	mg/Kg-dry	10	02/28/12 09:59 PM
delta-BHC	ND		0.11	mg/Kg-dry	10	02/28/12 09:59 PM
Dieldrin	ND		0.11	mg/Kg-dry	10	02/28/12 09:59 PM
Endosulfan I	ND		0.11	mg/Kg-dry	10	02/28/12 09:59 PM
Endosulfan II	ND		0.11	mg/Kg-dry	10	02/28/12 09:59 PM
Endosulfan sulfate	ND		0.11	mg/Kg-dry	10	02/28/12 09:59 PM
Endrin	ND		0.11	mg/Kg-dry	10	02/28/12 09:59 PM
Endrin aldehyde	ND		0.11	mg/Kg-dry	10	02/28/12 09:59 PM
Endrin ketone	ND		0.11	mg/Kg-dry	10	02/28/12 09:59 PM
gamma-BHC (Lindane)	ND		0.11	mg/Kg-dry	10	02/28/12 09:59 PM
gamma-Chlordane	ND		0.11	mg/Kg-dry	10	02/28/12 09:59 PM
Heptachlor	ND		0.11	mg/Kg-dry	10	02/28/12 09:59 PM
Heptachlor epoxide	ND		0.11	mg/Kg-dry	10	02/28/12 09:59 PM
Methoxychlor	ND		0.11	mg/Kg-dry	10	02/28/12 09:59 PM
Toxaphene	ND		0.65	mg/Kg-dry	10	02/28/12 09:59 PM
Surr: Decachlorobiphenyl	90.1		45-135	%REC	10	02/28/12 09:59 PM
Surr: Tetrachloro-m-xylene	100		45-124	%REC	10	02/28/12 09:59 PM

Note: See Qualifiers page for a list of qualifiers and their definitions.

ALS Group USA, Corp

Date: 29-Feb-12

Client: Weston Solutions, Inc

Project: 20405.016.001.17XX.00/ E Sandusky Co Dumps

Work Order: 1202544

Sample ID: GC-B01-S01-021612

Lab ID: 1202544-23

Collection Date: 02/16/12 03:15 PM

Matrix: SOIL

Analyses	Result	Qual	Report Limit	Units	Dilution Factor	Date Analyzed
MERCURY BY CVAA			SW7471		Prep Date: 02/22/12	Analyst: LR
Mercury	0.13		0.019	mg/Kg-dry	1	02/23/12 02:06 PM
METALS BY ICP-MS			SW6020A		Prep Date: 02/21/12	Analyst: RH
Aluminum	5,600		1.6	mg/Kg-dry	2	02/22/12 08:07 PM
Antimony	ND	UJ	0.81	mg/Kg-dry	2	02/22/12 08:07 PM
Arsenic	5.6	J	0.81	mg/Kg-dry	2	02/22/12 08:07 PM
Barium	140		0.81	mg/Kg-dry	2	02/22/12 08:07 PM
Beryllium	ND		3.2	mg/Kg-dry	20	02/23/12 05:02 PM
Boron	ND		32	mg/Kg-dry	20	02/23/12 05:02 PM
Cadmium	ND		0.32	mg/Kg-dry	2	02/22/12 08:07 PM
Calcium	47,000		810	mg/Kg-dry	20	02/23/12 05:02 PM
Chromium	12	J	0.81	mg/Kg-dry	2	02/22/12 08:07 PM
Cobalt	4.8		0.81	mg/Kg-dry	2	02/22/12 08:07 PM
Copper	18	J	0.81	mg/Kg-dry	2	02/22/12 08:07 PM
Iron	13,000		13	mg/Kg-dry	2	02/22/12 08:07 PM
Lead	61		0.81	mg/Kg-dry	2	02/22/12 08:07 PM
Magnesium	9,100		32	mg/Kg-dry	2	02/22/12 08:07 PM
Manganese	250		0.81	mg/Kg-dry	2	02/22/12 08:07 PM
Nickel	13		0.81	mg/Kg-dry	2	02/22/12 08:07 PM
Potassium	810		32	mg/Kg-dry	2	02/22/12 08:07 PM
Selenium	0.86	J	0.81	mg/Kg-dry	2	02/22/12 08:07 PM
Silver	ND	UJ	0.81	mg/Kg-dry	2	02/22/12 08:07 PM
Sodium	73		32	mg/Kg-dry	2	02/22/12 08:07 PM
Thallium	ND		0.81	mg/Kg-dry	2	02/22/12 08:07 PM
Vanadium	15		0.81	mg/Kg-dry	2	02/22/12 08:07 PM
Zinc	110		1.6	mg/Kg-dry	2	02/22/12 08:07 PM
SEMI-VOLATILE ORGANIC COMPOUNDS			SW8270		Prep Date: 02/21/12	Analyst: HL
1,1'-Biphenyl	ND		1.8	mg/Kg-dry	5	02/27/12 01:38 PM
2,4,5-Trichlorophenol	ND		0.88	mg/Kg-dry	5	02/27/12 01:38 PM
2,4,6-Trichlorophenol	ND		0.88	mg/Kg-dry	5	02/27/12 01:38 PM
2,4-Dichlorophenol	ND		0.88	mg/Kg-dry	5	02/27/12 01:38 PM
2,4-Dimethylphenol	ND		1.8	mg/Kg-dry	5	02/27/12 01:38 PM
2,4-Dinitrophenol	ND	UJ	3.6	mg/Kg-dry	5	02/27/12 01:38 PM
2,4-Dinitrotoluene	ND		0.88	mg/Kg-dry	5	02/27/12 01:38 PM
2,6-Dinitrotoluene	ND		0.88	mg/Kg-dry	5	02/27/12 01:38 PM
2-Chloronaphthalene	ND		0.44	mg/Kg-dry	5	02/27/12 01:38 PM
2-Chlorophenol	ND		0.88	mg/Kg-dry	5	02/27/12 01:38 PM
2-Methylnaphthalene	ND		0.44	mg/Kg-dry	5	02/27/12 01:38 PM
2-Methylphenol	ND		0.88	mg/Kg-dry	5	02/27/12 01:38 PM

Note: See Qualifiers page for a list of qualifiers and their definitions.

24
3/13/12

ALS Group USA, Corp

Date: 29-Feb-12

Client: Weston Solutions, Inc
 Project: 20405.016.001.17XX.00/ E Sandusky Co Dumps
 Sample ID: GC-B01-S01-021612
 Collection Date: 02/16/12 03:15 PM

Work Order: 1202544
 Lab ID: 1202544-23
 Matrix: SOIL

Analyses	Result	Qual	Report Limit	Units	Dilution Factor	Date Analyzed
2-Nitroaniline	ND		3.6	mg/Kg-dry	5	02/27/12 01:38 PM
2-Nitrophenol	ND		0.88	mg/Kg-dry	5	02/27/12 01:38 PM
3,3'-Dichlorobenzidine	ND		3.6	mg/Kg-dry	5	02/27/12 01:38 PM
3-Nitroaniline	ND		3.6	mg/Kg-dry	5	02/27/12 01:38 PM
4,6-Dinitro-2-methylphenol	ND		1.8	mg/Kg-dry	5	02/27/12 01:38 PM
4-Bromophenyl phenyl ether	ND		0.88	mg/Kg-dry	5	02/27/12 01:38 PM
4-Chloro-3-methylphenol	ND		0.88	mg/Kg-dry	5	02/27/12 01:38 PM
4-Chloroaniline	ND		3.6	mg/Kg-dry	5	02/27/12 01:38 PM
4-Chlorophenyl phenyl ether	ND		0.88	mg/Kg-dry	5	02/27/12 01:38 PM
4-Methylphenol	ND		0.88	mg/Kg-dry	5	02/27/12 01:38 PM
4-Nitroaniline	ND	W	3.6	mg/Kg-dry	5	02/27/12 01:38 PM
4-Nitrophenol	ND		3.6	mg/Kg-dry	5	02/27/12 01:38 PM
Acenaphthene	ND		0.17	mg/Kg-dry	5	02/27/12 01:38 PM
Acenaphthylene	ND		0.17	mg/Kg-dry	5	02/27/12 01:38 PM
Acetophenone	ND		1.8	mg/Kg-dry	5	02/27/12 01:38 PM
Anthracene	ND		0.17	mg/Kg-dry	5	02/27/12 01:38 PM
Atrazine	ND		1.8	mg/Kg-dry	5	02/27/12 01:38 PM
Benzaldehyde	ND		1.8	mg/Kg-dry	5	02/27/12 01:38 PM
Benzo(a)anthracene	0.19		0.17	mg/Kg-dry	5	02/27/12 01:38 PM
Benzo(a)pyrene	ND		3.3	mg/Kg-dry	100	02/25/12 05:59 PM
Benzo(b)fluoranthene	ND		3.3	mg/Kg-dry	100	02/25/12 05:59 PM
Benzo(g,h,i)perylene	ND		3.3	mg/Kg-dry	100	02/25/12 05:59 PM
Benzo(k)fluoranthene	ND		3.3	mg/Kg-dry	100	02/25/12 05:59 PM
Bis(2-chloroethoxy)methane	ND		0.88	mg/Kg-dry	5	02/27/12 01:38 PM
Bis(2-chloroethyl)ether	ND		0.88	mg/Kg-dry	5	02/27/12 01:38 PM
Bis(2-chloroisopropyl)ether	ND		0.88	mg/Kg-dry	5	02/27/12 01:38 PM
Bis(2-ethylhexyl)phthalate	ND		1.8	mg/Kg-dry	5	02/27/12 01:38 PM
Butyl benzyl phthalate	ND		0.88	mg/Kg-dry	5	02/27/12 01:38 PM
Caprolactam	ND		1.8	mg/Kg-dry	5	02/27/12 01:38 PM
Carbazole	ND		0.88	mg/Kg-dry	5	02/27/12 01:38 PM
Chrysene	0.24		0.17	mg/Kg-dry	5	02/27/12 01:38 PM
Dibenzo(a,h)anthracene	ND		3.3	mg/Kg-dry	100	02/25/12 05:59 PM
Dibenzofuran	ND		0.88	mg/Kg-dry	5	02/27/12 01:38 PM
Diethyl phthalate	ND		1.8	mg/Kg-dry	5	02/27/12 01:38 PM
Dimethyl phthalate	ND		1.8	mg/Kg-dry	5	02/27/12 01:38 PM
Di-n-butyl phthalate	ND		1.8	mg/Kg-dry	5	02/27/12 01:38 PM
Di-n-octyl phthalate	ND		18	mg/Kg-dry	100	02/25/12 05:59 PM
Fluoranthene	0.43		0.17	mg/Kg-dry	5	02/27/12 01:38 PM
Fluorene	ND		0.17	mg/Kg-dry	5	02/27/12 01:38 PM
Hexachlorobenzene	ND		0.88	mg/Kg-dry	5	02/27/12 01:38 PM

Note: See Qualifiers page for a list of qualifiers and their definitions.

24
3/13/12

ALS Group USA, Corp

Date: 29-Feb-12

Client: Weston Solutions, Inc

Project: 20405.016.001.17XX.00/ E Sandusky Co Dumps

Work Order: 1202544

Sample ID: GC-B01-S01-021612

Lab ID: 1202544-23

Collection Date: 02/16/12 03:15 PM

Matrix: SOIL

Analyses	Result	Qual	Report Limit	Units	Dilution Factor	Date Analyzed
Hexachlorobutadiene	ND		0.88	mg/Kg-dry	5	02/27/12 01:38 PM
Hexachlorocyclopentadiene	ND		1.8	mg/Kg-dry	5	02/27/12 01:38 PM
Hexachloroethane	ND		0.88	mg/Kg-dry	5	02/27/12 01:38 PM
Indeno(1,2,3-cd)pyrene	ND		3.3	mg/Kg-dry	100	02/25/12 05:59 PM
Isophorone	ND		0.88	mg/Kg-dry	5	02/27/12 01:38 PM
Naphthalene	ND		0.17	mg/Kg-dry	5	02/27/12 01:38 PM
Nitrobenzene	ND		0.88	mg/Kg-dry	5	02/27/12 01:38 PM
N-Nitrosodi-n-propylamine	ND		0.88	mg/Kg-dry	5	02/27/12 01:38 PM
N-Nitrosodiphenylamine	ND		0.88	mg/Kg-dry	5	02/27/12 01:38 PM
Pentachlorophenol	ND		1.8	mg/Kg-dry	5	02/27/12 01:38 PM
Phenanthrene	0.21		0.17	mg/Kg-dry	5	02/27/12 01:38 PM
Phenol	ND		0.88	mg/Kg-dry	5	02/27/12 01:38 PM
Pyrene	0.47		0.17	mg/Kg-dry	5	02/27/12 01:38 PM
Surr: 2,4,6-Tribromophenol	93.1		34-140	%REC	5	02/27/12 01:38 PM
Surr: 2-Fluorobiphenyl	90.6		12-100	%REC	5	02/27/12 01:38 PM
Surr: 2-Fluorophenol	70.7		33-117	%REC	5	02/27/12 01:38 PM
Surr: 4-Terphenyl-d14	135		25-137	%REC	5	02/27/12 01:38 PM
Surr: Nitrobenzene-d5	80.4		37-107	%REC	5	02/27/12 01:38 PM
Surr: Phenol-d6	77.6		40-106	%REC	5	02/27/12 01:38 PM
VOLATILE ORGANIC COMPOUNDS			SW8260			Analyst: BG
1,1,1-Trichloroethane	ND		0.056	mg/Kg-dry	50	02/21/12 09:09 AM
1,1,2,2-Tetrachloroethane	ND		0.11	mg/Kg-dry	50	02/21/12 09:09 AM
1,1,2-Trichloroethane	ND		0.11	mg/Kg-dry	50	02/21/12 09:09 AM
1,1,2-Trichlorotrifluoroethane	ND		0.056	mg/Kg-dry	50	02/21/12 09:09 AM
1,1-Dichloroethane	ND		0.056	mg/Kg-dry	50	02/21/12 09:09 AM
1,1-Dichloroethene	ND	UJ	0.056	mg/Kg-dry	50	02/21/12 09:09 AM
1,2,4-Trichlorobenzene	ND		0.056	mg/Kg-dry	50	02/21/12 09:09 AM
1,2-Dibromo-3-chloropropane	ND		0.11	mg/Kg-dry	50	02/21/12 09:09 AM
1,2-Dibromoethane	ND		0.084	mg/Kg-dry	50	02/21/12 09:09 AM
1,2-Dichlorobenzene	ND		0.056	mg/Kg-dry	50	02/21/12 09:09 AM
1,2-Dichloroethane	ND		0.056	mg/Kg-dry	50	02/21/12 09:09 AM
1,2-Dichloropropane	ND		0.20	mg/Kg-dry	50	02/21/12 09:09 AM
1,3-Dichlorobenzene	ND		0.056	mg/Kg-dry	50	02/21/12 09:09 AM
1,4-Dichlorobenzene	ND		0.056	mg/Kg-dry	50	02/21/12 09:09 AM
2-Butanone	ND		0.42	mg/Kg-dry	50	02/21/12 09:09 AM
2-Hexanone	ND		0.28	mg/Kg-dry	50	02/21/12 09:09 AM
4-Methyl-2-pentanone	ND		0.28	mg/Kg-dry	50	02/21/12 09:09 AM
Acetone	ND	UJ	0.25	mg/Kg-dry	50	02/21/12 09:09 AM
Benzene	ND		0.056	mg/Kg-dry	50	02/21/12 09:09 AM
Bromodichloromethane	ND		0.084	mg/Kg-dry	50	02/21/12 09:09 AM

Note: See Qualifiers page for a list of qualifiers and their definitions.

AM
3/13/12

ALS Group USA, Corp

Date: 29-Feb-12

Client: Weston Solutions, Inc

Project: 20405.016.001.17XX.00/ E Sandusky Co Dumps

Work Order: 1202544

Sample ID: GC-B01-S01-021612

Lab ID: 1202544-23

Collection Date: 02/16/12 03:15 PM

Matrix: SOIL

Analyses	Result	Qual	Report Limit	Units	Dilution Factor	Date Analyzed
Bromoform	ND		0.056	mg/Kg-dry	50	02/21/12 09:09 AM
Bromomethane	ND		0.084	mg/Kg-dry	50	02/21/12 09:09 AM
Carbon disulfide	ND	VJ	0.084	mg/Kg-dry	50	02/21/12 09:09 AM
Carbon tetrachloride	ND		0.056	mg/Kg-dry	50	02/21/12 09:09 AM
Chlorobenzene	ND		0.084	mg/Kg-dry	50	02/21/12 09:09 AM
Chloroethane	ND		0.17	mg/Kg-dry	50	02/21/12 09:09 AM
Chloroform	ND		0.056	mg/Kg-dry	50	02/21/12 09:09 AM
Chloromethane	ND		0.17	mg/Kg-dry	50	02/21/12 09:09 AM
cis-1,2-Dichloroethene	ND		0.11	mg/Kg-dry	50	02/21/12 09:09 AM
cis-1,3-Dichloropropene	ND		0.056	mg/Kg-dry	50	02/21/12 09:09 AM
Cyclohexane	ND		0.056	mg/Kg-dry	50	02/21/12 09:09 AM
Dibromochloromethane	ND		0.11	mg/Kg-dry	50	02/21/12 09:09 AM
Dichlorodifluoromethane	ND		0.056	mg/Kg-dry	50	02/21/12 09:09 AM
Ethylbenzene	ND		0.11	mg/Kg-dry	50	02/21/12 09:09 AM
Isopropylbenzene	ND		0.056	mg/Kg-dry	50	02/21/12 09:09 AM
Methyl acetate	ND		0.056	mg/Kg-dry	50	02/21/12 09:09 AM
Methyl tert-butyl ether	ND	VJ	0.084	mg/Kg-dry	50	02/21/12 09:09 AM
Methylcyclohexane	ND		1.1	mg/Kg-dry	50	02/21/12 09:09 AM
Methylene chloride	ND	VJ	0.11	mg/Kg-dry	50	02/21/12 09:09 AM
Styrene	ND		0.084	mg/Kg-dry	50	02/21/12 09:09 AM
Tetrachloroethene	ND		0.056	mg/Kg-dry	50	02/21/12 09:09 AM
Toluene	ND		0.084	mg/Kg-dry	50	02/21/12 09:09 AM
trans-1,2-Dichloroethene	ND	VJ	0.056	mg/Kg-dry	50	02/21/12 09:09 AM
trans-1,3-Dichloropropene	ND		0.084	mg/Kg-dry	50	02/21/12 09:09 AM
Trichloroethene	ND		0.056	mg/Kg-dry	50	02/21/12 09:09 AM
Trichlorofluoromethane	ND	VJ	0.056	mg/Kg-dry	50	02/21/12 09:09 AM
Vinyl chloride	ND		0.11	mg/Kg-dry	50	02/21/12 09:09 AM
Xylenes, Total	ND		0.17	mg/Kg-dry	50	02/21/12 09:09 AM
Surr: 1,2-Dichloroethane-d4	98.3		70-120	%REC	50	02/21/12 09:09 AM
Surr: 4-Bromofluorobenzene	99.1		75-120	%REC	50	02/21/12 09:09 AM
Surr: Dibromofluoromethane	91.2		85-115	%REC	50	02/21/12 09:09 AM
Surr: Toluene-d8	103		85-115	%REC	50	02/21/12 09:09 AM

CHROMIUM, HEXAVALENT

Chromium, Hexavalent ND SW7196A mg/Kg-dry 1 Prep Date: 02/20/12 Analyst: MB 02/23/12 12:01 PM

MOISTURE

Moisture 11 A2540 G % of sample 1 Analyst: CG 02/20/12 01:42 PM

Note: See Qualifiers page for a list of qualifiers and their definitions.

24
3/13/12

ALS Group USA, Corp

Date: 29-Feb-12

Client: Weston Solutions, Inc
Project: 20405.016.001.17XX.00/ E Sandusky Co Dumps
Sample ID: GC-B01-S01-021612-DP
Collection Date: 02/16/12 03:15 PM

Work Order: 1202544
Lab ID: 1202544-24
Matrix: SOIL

Analyses	Result	Qual	Report Limit	Units	Dilution Factor	Date Analyzed
HERBICIDES			SW8151		Prep Date: 02/23/12	Analyst: JD
2,4,5-T	ND		0.0056	mg/Kg-dry	1	02/24/12 07:17 PM
2,4,5-TP (Silvex)	ND		0.011	mg/Kg-dry	1	02/24/12 07:17 PM
2,4-D	ND		0.0056	mg/Kg-dry	1	02/24/12 07:17 PM
Surr: DCAA	70.4		30-150	%REC	1	02/24/12 07:17 PM
PCBS			SW8082		Prep Date: 02/23/12	Analyst: JD
Aroclor 1016	ND		0.044	mg/Kg-dry	1	02/26/12 08:30 AM
Aroclor 1221	ND		0.044	mg/Kg-dry	1	02/26/12 08:30 AM
Aroclor 1232	ND		0.044	mg/Kg-dry	1	02/26/12 08:30 AM
Aroclor 1242	ND		0.044	mg/Kg-dry	1	02/26/12 08:30 AM
Aroclor 1248	ND		0.044	mg/Kg-dry	1	02/26/12 08:30 AM
Aroclor 1254	0.71		0.044	mg/Kg-dry	1	02/26/12 08:30 AM
Aroclor 1260	ND		0.044	mg/Kg-dry	1	02/26/12 08:30 AM
Surr: Decachlorobiphenyl	88.1		40-140	%REC	1	02/26/12 08:30 AM
PESTICIDES			SW8081		Prep Date: 02/23/12	Analyst: JD
4,4'-DDD	ND		0.055	mg/Kg-dry	5	02/29/12 11:04 AM
4,4'-DDE	ND		0.055	mg/Kg-dry	5	02/29/12 11:04 AM
4,4'-DDT	ND		0.055	mg/Kg-dry	5	02/29/12 11:04 AM
Aldrin	ND		0.055	mg/Kg-dry	5	02/29/12 11:04 AM
alpha-BHC	ND		0.055	mg/Kg-dry	5	02/29/12 11:04 AM
alpha-Chlordane	ND		0.055	mg/Kg-dry	5	02/29/12 11:04 AM
beta-BHC	ND		0.055	mg/Kg-dry	5	02/29/12 11:04 AM
Chlordane, Technical	1.5		0.14	mg/Kg-dry	5	02/29/12 11:04 AM
delta-BHC	ND		0.055	mg/Kg-dry	5	02/29/12 11:04 AM
Dieldrin	ND		0.055	mg/Kg-dry	5	02/29/12 11:04 AM
Endosulfan I	ND		0.055	mg/Kg-dry	5	02/29/12 11:04 AM
Endosulfan II	ND		0.055	mg/Kg-dry	5	02/29/12 11:04 AM
Endosulfan sulfate	ND		0.055	mg/Kg-dry	5	02/29/12 11:04 AM
Endrin	ND		0.055	mg/Kg-dry	5	02/29/12 11:04 AM
Endrin aldehyde	ND		0.055	mg/Kg-dry	5	02/29/12 11:04 AM
Endrin ketone	ND		0.055	mg/Kg-dry	5	02/29/12 11:04 AM
gamma-BHC (Lindane)	ND		0.055	mg/Kg-dry	5	02/29/12 11:04 AM
gamma-Chlordane	ND		0.055	mg/Kg-dry	5	02/29/12 11:04 AM
Heptachlor	ND		0.055	mg/Kg-dry	5	02/29/12 11:04 AM
Heptachlor epoxide	ND		0.055	mg/Kg-dry	5	02/29/12 11:04 AM
Methoxychlor	ND		0.055	mg/Kg-dry	5	02/29/12 11:04 AM
Toxaphene	ND		0.33	mg/Kg-dry	5	02/29/12 11:04 AM
Surr: Decachlorobiphenyl	70.1		45-135	%REC	5	02/29/12 11:04 AM
Surr: Tetrachloro-m-xylene	85.1		45-124	%REC	5	02/29/12 11:04 AM

Note: See Qualifiers page for a list of qualifiers and their definitions.

ALS Group USA, Corp

Date: 29-Feb-12

Client: Weston Solutions, Inc

Project: 20405.016.001.17XX.00/ E Sandusky Co Dumps

Work Order: 1202544

Sample ID: GC-B01-S01-021612-DP

Lab ID: 1202544-24

Collection Date: 02/16/12 03:15 PM

Matrix: SOIL

Analyses	Result	Qual	Report Limit	Units	Dilution Factor	Date Analyzed
MERCURY BY CVA						
MERCURY BY CVA			SW7471		Prep Date: 02/22/12	Analyst: LR
Mercury	0.12		0.018	mg/Kg-dry	1	02/23/12 02:15 PM
METALS BY ICP-MS						
METALS BY ICP-MS			SW6020A		Prep Date: 02/22/12	Analyst: RH
Aluminum	6,100		1.6	mg/Kg-dry	2	02/23/12 02:19 AM
Antimony	ND		0.78	mg/Kg-dry	2	02/23/12 02:19 AM
Arsenic	5.5		0.78	mg/Kg-dry	2	02/23/12 02:19 AM
Barium	82		0.78	mg/Kg-dry	2	02/23/12 02:19 AM
Beryllium	ND		3.1	mg/Kg-dry	20	02/23/12 04:50 PM
Boron	ND		31	mg/Kg-dry	20	02/23/12 04:50 PM
Cadmium	ND		0.31	mg/Kg-dry	2	02/23/12 02:19 AM
Calcium	33,000		780	mg/Kg-dry	20	02/23/12 04:50 PM
Chromium	11		0.78	mg/Kg-dry	2	02/23/12 02:19 AM
Cobalt	5.3		0.78	mg/Kg-dry	2	02/23/12 02:19 AM
Copper	16		0.78	mg/Kg-dry	2	02/23/12 02:19 AM
Iron	13,000		13	mg/Kg-dry	2	02/23/12 02:19 AM
Lead	43		0.78	mg/Kg-dry	2	02/23/12 02:19 AM
Magnesium	7,100		31	mg/Kg-dry	2	02/23/12 02:19 AM
Manganese	250		0.78	mg/Kg-dry	2	02/23/12 02:19 AM
Nickel	14		0.78	mg/Kg-dry	2	02/23/12 02:19 AM
Potassium	1,000		31	mg/Kg-dry	2	02/23/12 02:19 AM
Selenium	0.82		0.78	mg/Kg-dry	2	02/23/12 02:19 AM
Silver	ND		0.78	mg/Kg-dry	2	02/23/12 02:19 AM
Sodium	79		31	mg/Kg-dry	2	02/23/12 02:19 AM
Thallium	ND		0.78	mg/Kg-dry	2	02/23/12 02:19 AM
Vanadium	14		0.78	mg/Kg-dry	2	02/23/12 02:19 AM
Zinc	92		1.6	mg/Kg-dry	2	02/23/12 02:19 AM
SEMI-VOLATILE ORGANIC COMPOUNDS						
SEMI-VOLATILE ORGANIC COMPOUNDS			SW8270		Prep Date: 02/21/12	Analyst: HL
1,1'-Biphenyl	ND		0.37	mg/Kg-dry	1	02/25/12 06:52 PM
2,4,5-Trichlorophenol	ND		0.18	mg/Kg-dry	1	02/25/12 06:52 PM
2,4,6-Trichlorophenol	ND		0.18	mg/Kg-dry	1	02/25/12 06:52 PM
2,4-Dichlorophenol	ND		0.18	mg/Kg-dry	1	02/25/12 06:52 PM
2,4-Dimethylphenol	ND		0.37	mg/Kg-dry	1	02/25/12 06:52 PM
2,4-Dinitrophenol	ND		0.73	mg/Kg-dry	1	02/25/12 06:52 PM
2,4-Dinitrotoluene	ND		0.18	mg/Kg-dry	1	02/25/12 06:52 PM
2,6-Dinitrotoluene	ND		0.18	mg/Kg-dry	1	02/25/12 06:52 PM
2-Chloronaphthalene	ND		0.089	mg/Kg-dry	1	02/25/12 06:52 PM
2-Chlorophenol	ND		0.18	mg/Kg-dry	1	02/25/12 06:52 PM
2-Methylnaphthalene	ND		0.089	mg/Kg-dry	1	02/25/12 06:52 PM
2-Methylphenol	ND		0.18	mg/Kg-dry	1	02/25/12 06:52 PM

Note: See Qualifiers page for a list of qualifiers and their definitions.

ALS Group USA, Corp

Date: 29-Feb-12

Client: Weston Solutions, Inc

Project: 20405.016.001.17XX.00/ E Sandusky Co Dumps

Work Order: 1202544

Sample ID: GC-B01-S01-021612-DP

Lab ID: 1202544-24

Collection Date: 02/16/12 03:15 PM

Matrix: SOIL

Analyses	Result	Qual	Report Limit	Units	Dilution Factor	Date Analyzed
2-Nitroaniline	ND		0.73	mg/Kg-dry	1	02/25/12 06:52 PM
2-Nitrophenol	ND		0.18	mg/Kg-dry	1	02/25/12 06:52 PM
3,3'-Dichlorobenzidine	ND		0.73	mg/Kg-dry	1	02/25/12 06:52 PM
3-Nitroaniline	ND		0.73	mg/Kg-dry	1	02/25/12 06:52 PM
4,6-Dinitro-2-methylphenol	ND		0.37	mg/Kg-dry	1	02/25/12 06:52 PM
4-Bromophenyl phenyl ether	ND		0.18	mg/Kg-dry	1	02/25/12 06:52 PM
4-Chloro-3-methylphenol	ND		0.18	mg/Kg-dry	1	02/25/12 06:52 PM
4-Chloroaniline	ND		0.73	mg/Kg-dry	1	02/25/12 06:52 PM
4-Chlorophenyl phenyl ether	ND		0.18	mg/Kg-dry	1	02/25/12 06:52 PM
4-Methylphenol	ND		0.18	mg/Kg-dry	1	02/25/12 06:52 PM
4-Nitroaniline	ND	UJ	0.73	mg/Kg-dry	1	02/25/12 06:52 PM
4-Nitrophenol	ND		0.73	mg/Kg-dry	1	02/25/12 06:52 PM
Acenaphthene	ND		0.033	mg/Kg-dry	1	02/25/12 06:52 PM
Acenaphthylene	ND		0.033	mg/Kg-dry	1	02/25/12 06:52 PM
Acetophenone	ND		0.37	mg/Kg-dry	1	02/25/12 06:52 PM
Anthracene	0.040		0.033	mg/Kg-dry	1	02/25/12 06:52 PM
Atrazine	ND		0.37	mg/Kg-dry	1	02/25/12 06:52 PM
Benzaldehyde	ND		0.37	mg/Kg-dry	1	02/25/12 06:52 PM
Benzo(a)anthracene	0.19		0.033	mg/Kg-dry	1	02/25/12 06:52 PM
Benzo(a)pyrene	0.27		0.033	mg/Kg-dry	1	02/25/12 06:52 PM
Benzo(b)fluoranthene	0.45		0.033	mg/Kg-dry	1	02/25/12 06:52 PM
Benzo(g,h,i)perylene	0.11		0.033	mg/Kg-dry	1	02/25/12 06:52 PM
Benzo(k)fluoranthene	0.11		0.033	mg/Kg-dry	1	02/25/12 06:52 PM
Bis(2-chloroethoxy)methane	ND		0.18	mg/Kg-dry	1	02/25/12 06:52 PM
Bis(2-chloroethyl)ether	ND		0.18	mg/Kg-dry	1	02/25/12 06:52 PM
Bis(2-chloroisopropyl)ether	ND		0.18	mg/Kg-dry	1	02/25/12 06:52 PM
Bis(2-ethylhexyl)phthalate	0.38		0.37	mg/Kg-dry	1	02/25/12 06:52 PM
Butyl benzyl phthalate	ND		0.18	mg/Kg-dry	1	02/25/12 06:52 PM
Caprolactam	ND		0.37	mg/Kg-dry	1	02/25/12 06:52 PM
Carbazole	ND		0.18	mg/Kg-dry	1	02/25/12 06:52 PM
Chrysene	0.26		0.033	mg/Kg-dry	1	02/25/12 06:52 PM
Dibenzo(a,h)anthracene	ND		0.033	mg/Kg-dry	1	02/25/12 06:52 PM
Dibenzofuran	ND		0.18	mg/Kg-dry	1	02/25/12 06:52 PM
Diethyl phthalate	ND		0.37	mg/Kg-dry	1	02/25/12 06:52 PM
Dimethyl phthalate	ND		0.37	mg/Kg-dry	1	02/25/12 06:52 PM
Di-n-butyl phthalate	ND		0.37	mg/Kg-dry	1	02/25/12 06:52 PM
Di-n-octyl phthalate	ND		0.18	mg/Kg-dry	1	02/25/12 06:52 PM
Fluoranthene	0.57		0.033	mg/Kg-dry	1	02/25/12 06:52 PM
Fluorene	ND		0.033	mg/Kg-dry	1	02/25/12 06:52 PM
Hexachlorobenzene	ND		0.18	mg/Kg-dry	1	02/25/12 06:52 PM

Note: See Qualifiers page for a list of qualifiers and their definitions.

24
3/13/12

ALS Group USA, Corp

Date: 29-Feb-12

Client: Weston Solutions, Inc

Project: 20405.016.001.17XX.00/ E Sandusky Co Dumps

Work Order: 1202544

Sample ID: GC-B01-S01-021612-DP

Lab ID: 1202544-24

Collection Date: 02/16/12 03:15 PM

Matrix: SOIL

Analyses	Result	Qual	Report Limit	Units	Dilution Factor	Date Analyzed
Hexachlorobutadiene	ND		0.18	mg/Kg-dry	1	02/25/12 06:52 PM
Hexachlorocyclopentadiene	ND		0.37	mg/Kg-dry	1	02/25/12 06:52 PM
Hexachloroethane	ND		0.18	mg/Kg-dry	1	02/25/12 06:52 PM
Indeno(1,2,3-cd)pyrene	0.10		0.033	mg/Kg-dry	1	02/25/12 06:52 PM
Isophorone	ND		0.18	mg/Kg-dry	1	02/25/12 06:52 PM
Naphthalene	ND		0.033	mg/Kg-dry	1	02/25/12 06:52 PM
Nitrobenzene	ND		0.18	mg/Kg-dry	1	02/25/12 06:52 PM
N-Nitrosodi-n-propylamine	ND		0.18	mg/Kg-dry	1	02/25/12 06:52 PM
N-Nitrosodiphenylamine	ND		0.18	mg/Kg-dry	1	02/25/12 06:52 PM
Pentachlorophenol	ND		0.37	mg/Kg-dry	1	02/25/12 06:52 PM
Phenanthrene	0.37		0.033	mg/Kg-dry	1	02/25/12 06:52 PM
Phenol	ND		0.18	mg/Kg-dry	1	02/25/12 06:52 PM
Pyrene	0.44		0.033	mg/Kg-dry	1	02/25/12 06:52 PM
Surr: 2,4,6-Tribromophenol	95.2		34-140	%REC	1	02/25/12 06:52 PM
Surr: 2-Fluorobiphenyl	79.9		12-100	%REC	1	02/25/12 06:52 PM
Surr: 2-Fluorophenol	84.7		33-117	%REC	1	02/25/12 06:52 PM
Surr: 4-Terphenyl-d14	82.0		25-137	%REC	1	02/25/12 06:52 PM
Surr: Nitrobenzene-d5	77.2		37-107	%REC	1	02/25/12 06:52 PM
Surr: Phenol-d6	82.5		40-106	%REC	1	02/25/12 06:52 PM
VOLATILE ORGANIC COMPOUNDS			SW8260			Analyst: BG
1,1,1-Trichloroethane	ND		0.057	mg/Kg-dry	50	02/21/12 08:44 AM
1,1,2,2-Tetrachloroethane	ND		0.11	mg/Kg-dry	50	02/21/12 08:44 AM
1,1,2-Trichloroethane	ND		0.11	mg/Kg-dry	50	02/21/12 08:44 AM
1,1,2-Trichlorotrifluoroethane	ND		0.057	mg/Kg-dry	50	02/21/12 08:44 AM
1,1-Dichloroethane	ND		0.057	mg/Kg-dry	50	02/21/12 08:44 AM
1,1-Dichloroethene	ND		0.057	mg/Kg-dry	50	02/21/12 08:44 AM
1,2,4-Trichlorobenzene	ND		0.057	mg/Kg-dry	50	02/21/12 08:44 AM
1,2-Dibromo-3-chloropropane	ND		0.11	mg/Kg-dry	50	02/21/12 08:44 AM
1,2-Dibromoethane	ND		0.085	mg/Kg-dry	50	02/21/12 08:44 AM
1,2-Dichlorobenzene	ND		0.057	mg/Kg-dry	50	02/21/12 08:44 AM
1,2-Dichloroethane	ND		0.057	mg/Kg-dry	50	02/21/12 08:44 AM
1,2-Dichloropropane	ND		0.20	mg/Kg-dry	50	02/21/12 08:44 AM
1,3-Dichlorobenzene	ND		0.057	mg/Kg-dry	50	02/21/12 08:44 AM
1,4-Dichlorobenzene	ND		0.057	mg/Kg-dry	50	02/21/12 08:44 AM
2-Butanone	ND		0.42	mg/Kg-dry	50	02/21/12 08:44 AM
2-Hexanone	ND		0.28	mg/Kg-dry	50	02/21/12 08:44 AM
4-Methyl-2-pentanone	ND		0.28	mg/Kg-dry	50	02/21/12 08:44 AM
Acetone	ND		0.25	mg/Kg-dry	50	02/21/12 08:44 AM
Benzene	ND		0.057	mg/Kg-dry	50	02/21/12 08:44 AM
Bromodichloromethane	ND		0.085	mg/Kg-dry	50	02/21/12 08:44 AM

Note: See Qualifiers page for a list of qualifiers and their definitions.

ALS Group USA, Corp

Date: 29-Feb-12

Client: Weston Solutions, Inc

Project: 20405.016.001.17XX.00/ E Sandusky Co Dumps

Work Order: 1202544

Sample ID: GC-B01-S01-021612-DP

Lab ID: 1202544-24

Collection Date: 02/16/12 03:15 PM

Matrix: SOIL

Analyses	Result	Qual	Report Limit	Units	Dilution Factor	Date Analyzed
Bromoform	ND		0.057	mg/Kg-dry	50	02/21/12 08:44 AM
Bromomethane	ND		0.085	mg/Kg-dry	50	02/21/12 08:44 AM
Carbon disulfide	ND		0.085	mg/Kg-dry	50	02/21/12 08:44 AM
Carbon tetrachloride	ND		0.057	mg/Kg-dry	50	02/21/12 08:44 AM
Chlorobenzene	ND		0.085	mg/Kg-dry	50	02/21/12 08:44 AM
Chloroethane	ND		0.17	mg/Kg-dry	50	02/21/12 08:44 AM
Chloroform	ND		0.057	mg/Kg-dry	50	02/21/12 08:44 AM
Chloromethane	ND		0.17	mg/Kg-dry	50	02/21/12 08:44 AM
cis-1,2-Dichloroethene	ND		0.11	mg/Kg-dry	50	02/21/12 08:44 AM
cis-1,3-Dichloropropene	ND		0.057	mg/Kg-dry	50	02/21/12 08:44 AM
Cyclohexane	ND		0.057	mg/Kg-dry	50	02/21/12 08:44 AM
Dibromochloromethane	ND		0.11	mg/Kg-dry	50	02/21/12 08:44 AM
Dichlorodifluoromethane	ND		0.057	mg/Kg-dry	50	02/21/12 08:44 AM
Ethylbenzene	ND		0.11	mg/Kg-dry	50	02/21/12 08:44 AM
Isopropylbenzene	ND		0.057	mg/Kg-dry	50	02/21/12 08:44 AM
Methyl acetate	ND		0.11	mg/Kg-dry	50	02/21/12 08:44 AM
Methyl tert-butyl ether	ND		0.085	mg/Kg-dry	50	02/21/12 08:44 AM
Methylcyclohexane	ND		1.1	mg/Kg-dry	50	02/21/12 08:44 AM
Methylene chloride	ND		0.11	mg/Kg-dry	50	02/21/12 08:44 AM
Styrene	ND		0.085	mg/Kg-dry	50	02/21/12 08:44 AM
Tetrachloroethene	ND		0.057	mg/Kg-dry	50	02/21/12 08:44 AM
Toluene	ND		0.085	mg/Kg-dry	50	02/21/12 08:44 AM
trans-1,2-Dichloroethene	ND		0.057	mg/Kg-dry	50	02/21/12 08:44 AM
trans-1,3-Dichloropropene	ND		0.085	mg/Kg-dry	50	02/21/12 08:44 AM
Trichloroethene	ND		0.057	mg/Kg-dry	50	02/21/12 08:44 AM
Trichlorofluoromethane	ND		0.057	mg/Kg-dry	50	02/21/12 08:44 AM
Vinyl chloride	ND		0.11	mg/Kg-dry	50	02/21/12 08:44 AM
Xylenes, Total	ND		0.17	mg/Kg-dry	50	02/21/12 08:44 AM
<i>Surr: 1,2-Dichloroethane-d4</i>	97.5		70-120	%REC	50	02/21/12 08:44 AM
<i>Surr: 4-Bromofluorobenzene</i>	98.8		75-120	%REC	50	02/21/12 08:44 AM
<i>Surr: Dibromofluoromethane</i>	91.4		85-115	%REC	50	02/21/12 08:44 AM
<i>Surr: Toluene-d8</i>	103		85-115	%REC	50	02/21/12 08:44 AM

CHROMIUM, HEXAVALENT

Chromium, Hexavalent ND SW7196A mg/Kg-dry 1 Prep Date: 02/20/12 Analyst: MB 02/23/12 12:01 PM

MOISTURE

Moisture 12 A2540 G % of sample 1 Analyst: CG 02/20/12 01:42 PM

Note: See Qualifiers page for a list of qualifiers and their definitions.

ALS Group USA, Corp

Date: 29-Feb-12

Client: Weston Solutions, Inc

Project: 20405.016.001.17XX.00/ E Sandusky Co Dumps

Work Order: 1202544

Sample ID: GC-B02-S01-021612

Lab ID: 1202544-25

Collection Date: 02/16/12 04:40 PM

Matrix: SOIL

Analyses	Result	Qual	Report Limit	Units	Dilution Factor	Date Analyzed
HERBICIDES			SW8151		Prep Date: 02/23/12	Analyst: JD
2,4,5-T	ND		0.0055	mg/Kg-dry	1	02/24/12 07:17 PM
2,4,5-TP (Silvex)	ND		0.011	mg/Kg-dry	1	02/24/12 07:17 PM
2,4-D	ND		0.0055	mg/Kg-dry	1	02/24/12 07:17 PM
Surr: DCAA	79.0		30-150	%REC	1	02/24/12 07:17 PM
PCBS			SW8082		Prep Date: 02/23/12	Analyst: JD
Aroclor 1016	ND		0.045	mg/Kg-dry	1	02/26/12 08:50 AM
Aroclor 1221	ND		0.045	mg/Kg-dry	1	02/26/12 08:50 AM
Aroclor 1232	ND		0.045	mg/Kg-dry	1	02/26/12 08:50 AM
Aroclor 1242	ND		0.045	mg/Kg-dry	1	02/26/12 08:50 AM
Aroclor 1248	ND		0.045	mg/Kg-dry	1	02/26/12 08:50 AM
Aroclor 1254	ND		0.045	mg/Kg-dry	1	02/26/12 08:50 AM
Aroclor 1260	ND		0.045	mg/Kg-dry	1	02/26/12 08:50 AM
Surr: Decachlorobiphenyl	84.1		40-140	%REC	1	02/26/12 08:50 AM
PESTICIDES			SW8081		Prep Date: 02/23/12	Analyst: JD
4,4'-DDD	ND		0.11	mg/Kg-dry	10	02/26/12 01:05 PM
4,4'-DDE	ND		0.11	mg/Kg-dry	10	02/26/12 01:05 PM
4,4'-DDT	ND		0.11	mg/Kg-dry	10	02/26/12 01:05 PM
Aldrin	ND		0.11	mg/Kg-dry	10	02/26/12 01:05 PM
alpha-BHC	ND		0.11	mg/Kg-dry	10	02/26/12 01:05 PM
alpha-Chlordane	ND		0.11	mg/Kg-dry	10	02/26/12 01:05 PM
beta-BHC	ND		0.11	mg/Kg-dry	10	02/26/12 01:05 PM
Chlordane, Technical	ND		0.28	mg/Kg-dry	10	02/26/12 01:05 PM
delta-BHC	ND		0.11	mg/Kg-dry	10	02/26/12 01:05 PM
Dieldrin	ND		0.11	mg/Kg-dry	10	02/26/12 01:05 PM
Endosulfan I	ND		0.11	mg/Kg-dry	10	02/26/12 01:05 PM
Endosulfan II	ND		0.11	mg/Kg-dry	10	02/26/12 01:05 PM
Endosulfan sulfate	ND		0.11	mg/Kg-dry	10	02/26/12 01:05 PM
Endrin	ND		0.11	mg/Kg-dry	10	02/26/12 01:05 PM
Endrin aldehyde	ND		0.11	mg/Kg-dry	10	02/26/12 01:05 PM
Endrin ketone	ND		0.11	mg/Kg-dry	10	02/26/12 01:05 PM
gamma-BHC (Lindane)	ND		0.11	mg/Kg-dry	10	02/26/12 01:05 PM
gamma-Chlordane	ND		0.11	mg/Kg-dry	10	02/26/12 01:05 PM
Heptachlor	ND		0.11	mg/Kg-dry	10	02/26/12 01:05 PM
Heptachlor epoxide	ND		0.11	mg/Kg-dry	10	02/26/12 01:05 PM
Methoxychlor	ND		0.11	mg/Kg-dry	10	02/26/12 01:05 PM
Toxaphene	ND		0.67	mg/Kg-dry	10	02/26/12 01:05 PM
Surr: Decachlorobiphenyl	150	S	45-135	%REC	10	02/26/12 01:05 PM
Surr: Tetrachloro-m-xylene	50.1		45-124	%REC	10	02/26/12 01:05 PM

Note: See Qualifiers page for a list of qualifiers and their definitions.

ALS Group USA, Corp

Date: 29-Feb-12

Client: Weston Solutions, Inc

Project: 20405.016.001.17XX.00/ E Sandusky Co Dumps

Work Order: 1202544

Sample ID: GC-B02-S01-021612

Lab ID: 1202544-25

Collection Date: 02/16/12 04:40 PM

Matrix: SOIL

Analyses	Result	Qual	Report Limit	Units	Dilution Factor	Date Analyzed
MERCURY BY CVA						
			SW7471		Prep Date: 02/22/12	Analyst: LR
Mercury	0.060		0.018	mg/Kg-dry	1	02/23/12 02:17 PM
METALS BY ICP-MS						
			SW6020A		Prep Date: 02/22/12	Analyst: RH
Aluminum	8,800		1.6	mg/Kg-dry	2	02/23/12 02:24 AM
Antimony	ND		0.82	mg/Kg-dry	2	02/23/12 02:24 AM
Arsenic	6.2		0.82	mg/Kg-dry	2	02/23/12 02:24 AM
Barium	71		0.82	mg/Kg-dry	2	02/23/12 02:24 AM
Beryllium	ND		3.3	mg/Kg-dry	20	02/23/12 04:56 PM
Boron	ND		33	mg/Kg-dry	20	02/23/12 04:56 PM
Cadmium	ND		0.33	mg/Kg-dry	2	02/23/12 02:24 AM
Calcium	9,200		82	mg/Kg-dry	2	02/23/12 02:24 AM
Chromium	14		0.82	mg/Kg-dry	2	02/23/12 02:24 AM
Cobalt	7.4		0.82	mg/Kg-dry	2	02/23/12 02:24 AM
Copper	16		0.82	mg/Kg-dry	2	02/23/12 02:24 AM
Iron	18,000		13	mg/Kg-dry	2	02/23/12 02:24 AM
Lead	49		0.82	mg/Kg-dry	2	02/23/12 02:24 AM
Magnesium	4,800		33	mg/Kg-dry	2	02/23/12 02:24 AM
Manganese	160		0.82	mg/Kg-dry	2	02/23/12 02:24 AM
Nickel	20		0.82	mg/Kg-dry	2	02/23/12 02:24 AM
Potassium	1,200		33	mg/Kg-dry	2	02/23/12 02:24 AM
Selenium	1.2		0.82	mg/Kg-dry	2	02/23/12 02:24 AM
Silver	ND		0.82	mg/Kg-dry	2	02/23/12 02:24 AM
Sodium	180		33	mg/Kg-dry	2	02/23/12 02:24 AM
Thallium	ND		0.82	mg/Kg-dry	2	02/23/12 02:24 AM
Vanadium	22		0.82	mg/Kg-dry	2	02/23/12 02:24 AM
Zinc	70		1.6	mg/Kg-dry	2	02/23/12 02:24 AM
SEMI-VOLATILE ORGANIC COMPOUNDS						
			SW8270		Prep Date: 02/21/12	Analyst: HL
1,1'-Biphenyl	ND		0.37	mg/Kg-dry	1	02/25/12 03:46 PM
2,4,5-Trichlorophenol	ND		0.18	mg/Kg-dry	1	02/25/12 03:46 PM
2,4,6-Trichlorophenol	ND		0.18	mg/Kg-dry	1	02/25/12 03:46 PM
2,4-Dichlorophenol	ND		0.18	mg/Kg-dry	1	02/25/12 03:46 PM
2,4-Dimethylphenol	ND		0.37	mg/Kg-dry	1	02/25/12 03:46 PM
2,4-Dinitrophenol	ND		0.74	mg/Kg-dry	1	02/25/12 03:46 PM
2,4-Dinitrotoluene	ND		0.18	mg/Kg-dry	1	02/25/12 03:46 PM
2,6-Dinitrotoluene	ND		0.18	mg/Kg-dry	1	02/25/12 03:46 PM
2-Chloronaphthalene	ND		0.090	mg/Kg-dry	1	02/25/12 03:46 PM
2-Chlorophenol	ND		0.18	mg/Kg-dry	1	02/25/12 03:46 PM
2-Methylnaphthalene	ND		0.090	mg/Kg-dry	1	02/25/12 03:46 PM
2-Methylphenol	ND		0.18	mg/Kg-dry	1	02/25/12 03:46 PM

Note: See Qualifiers page for a list of qualifiers and their definitions.

ALS Group USA, Corp

Date: 29-Feb-12

Client: Weston Solutions, Inc

Project: 20405.016.001.17XX.00/ E Sandusky Co Dumps

Work Order: 1202544

Sample ID: GC-B02-S01-021612

Lab ID: 1202544-25

Collection Date: 02/16/12 04:40 PM

Matrix: SOIL

Analyses	Result	Qual	Report Limit	Units	Dilution Factor	Date Analyzed
2-Nitroaniline	ND		0.74	mg/Kg-dry	1	02/25/12 03:46 PM
2-Nitrophenol	ND		0.18	mg/Kg-dry	1	02/25/12 03:46 PM
3,3'-Dichlorobenzidine	ND		0.74	mg/Kg-dry	1	02/25/12 03:46 PM
3-Nitroaniline	ND		0.74	mg/Kg-dry	1	02/25/12 03:46 PM
4,6-Dinitro-2-methylphenol	ND		0.37	mg/Kg-dry	1	02/25/12 03:46 PM
4-Bromophenyl phenyl ether	ND		0.18	mg/Kg-dry	1	02/25/12 03:46 PM
4-Chloro-3-methylphenol	ND		0.18	mg/Kg-dry	1	02/25/12 03:46 PM
4-Chloroaniline	ND		0.74	mg/Kg-dry	1	02/25/12 03:46 PM
4-Chlorophenyl phenyl ether	ND		0.18	mg/Kg-dry	1	02/25/12 03:46 PM
4-Methylphenol	ND		0.18	mg/Kg-dry	1	02/25/12 03:46 PM
4-Nitroaniline	ND	VJ	0.74	mg/Kg-dry	1	02/25/12 03:46 PM
4-Nitrophenol	ND		0.74	mg/Kg-dry	1	02/25/12 03:46 PM
Acenaphthene	ND		0.034	mg/Kg-dry	1	02/25/12 03:46 PM
Acenaphthylene	ND		0.034	mg/Kg-dry	1	02/25/12 03:46 PM
Acetophenone	ND		0.37	mg/Kg-dry	1	02/25/12 03:46 PM
Anthracene	ND		0.034	mg/Kg-dry	1	02/25/12 03:46 PM
Atrazine	ND		0.37	mg/Kg-dry	1	02/25/12 03:46 PM
Benzaldehyde	ND		0.37	mg/Kg-dry	1	02/25/12 03:46 PM
Benzo(a)anthracene	ND		0.034	mg/Kg-dry	1	02/25/12 03:46 PM
Benzo(a)pyrene	0.069		0.034	mg/Kg-dry	1	02/25/12 03:46 PM
Benzo(b)fluoranthene	0.10		0.034	mg/Kg-dry	1	02/25/12 03:46 PM
Benzo(g,h,i)perylene	0.037		0.034	mg/Kg-dry	1	02/25/12 03:46 PM
Benzo(k)fluoranthene	0.045		0.034	mg/Kg-dry	1	02/25/12 03:46 PM
Bis(2-chloroethoxy)methane	ND		0.18	mg/Kg-dry	1	02/25/12 03:46 PM
Bis(2-chloroethyl)ether	ND		0.18	mg/Kg-dry	1	02/25/12 03:46 PM
Bis(2-chloroisopropyl)ether	ND		0.18	mg/Kg-dry	1	02/25/12 03:46 PM
Bis(2-ethylhexyl)phthalate	ND		0.37	mg/Kg-dry	1	02/25/12 03:46 PM
Butyl benzyl phthalate	ND		0.18	mg/Kg-dry	1	02/25/12 03:46 PM
Caprolactam	ND		0.37	mg/Kg-dry	1	02/25/12 03:46 PM
Carbazole	ND		0.18	mg/Kg-dry	1	02/25/12 03:46 PM
Chrysene	0.078		0.034	mg/Kg-dry	1	02/25/12 03:46 PM
Dibenzo(a,h)anthracene	ND		0.034	mg/Kg-dry	1	02/25/12 03:46 PM
Dibenzofuran	ND		0.18	mg/Kg-dry	1	02/25/12 03:46 PM
Diethyl phthalate	ND		0.37	mg/Kg-dry	1	02/25/12 03:46 PM
Dimethyl phthalate	ND		0.37	mg/Kg-dry	1	02/25/12 03:46 PM
Di-n-butyl phthalate	ND		0.37	mg/Kg-dry	1	02/25/12 03:46 PM
Di-n-octyl phthalate	ND		0.18	mg/Kg-dry	1	02/25/12 03:46 PM
Fluoranthene	0.15		0.034	mg/Kg-dry	1	02/25/12 03:46 PM
Fluorene	ND		0.034	mg/Kg-dry	1	02/25/12 03:46 PM
Hexachlorobenzene	ND		0.18	mg/Kg-dry	1	02/25/12 03:46 PM

Note: See Qualifiers page for a list of qualifiers and their definitions.

28
3/13/12

ALS Group USA, Corp

Date: 29-Feb-12

Client: Weston Solutions, Inc

Project: 20405.016.001.17XX.00/ E Sandusky Co Dumps

Work Order: 1202544

Sample ID: GC-B02-S01-021612

Lab ID: 1202544-25

Collection Date: 02/16/12 04:40 PM

Matrix: SOIL

Analyses	Result	Qual	Report Limit	Units	Dilution Factor	Date Analyzed
Hexachlorobutadiene	ND		0.18	mg/Kg-dry	1	02/25/12 03:46 PM
Hexachlorocyclopentadiene	ND		0.37	mg/Kg-dry	1	02/25/12 03:46 PM
Hexachloroethane	ND		0.18	mg/Kg-dry	1	02/25/12 03:46 PM
Indeno(1,2,3-cd)pyrene	0.034		0.034	mg/Kg-dry	1	02/25/12 03:46 PM
Isophorone	ND		0.18	mg/Kg-dry	1	02/25/12 03:46 PM
Naphthalene	ND		0.034	mg/Kg-dry	1	02/25/12 03:46 PM
Nitrobenzene	ND		0.18	mg/Kg-dry	1	02/25/12 03:46 PM
N-Nitrosodi-n-propylamine	ND		0.18	mg/Kg-dry	1	02/25/12 03:46 PM
N-Nitrosodiphenylamine	ND		0.18	mg/Kg-dry	1	02/25/12 03:46 PM
Pentachlorophenol	ND		0.37	mg/Kg-dry	1	02/25/12 03:46 PM
Phenanthrene	0.067		0.034	mg/Kg-dry	1	02/25/12 03:46 PM
Phenol	ND		0.18	mg/Kg-dry	1	02/25/12 03:46 PM
Pyrene	0.13		0.034	mg/Kg-dry	1	02/25/12 03:46 PM
Surr: 2,4,6-Tribromophenol	104		34-140	%REC	1	02/25/12 03:46 PM
Surr: 2-Fluorobiphenyl	81.3		12-100	%REC	1	02/25/12 03:46 PM
Surr: 2-Fluorophenol	84.8		33-117	%REC	1	02/25/12 03:46 PM
Surr: 4-Terphenyl-d14	82.0		25-137	%REC	1	02/25/12 03:46 PM
Surr: Nitrobenzene-d5	77.0		37-107	%REC	1	02/25/12 03:46 PM
Surr: Phenol-d6	83.8		40-106	%REC	1	02/25/12 03:46 PM
VOLATILE ORGANIC COMPOUNDS			SW8260			Analyst: BG
1,1,1-Trichloroethane	ND		0.056	mg/Kg-dry	50	02/21/12 09:34 AM
1,1,2,2-Tetrachloroethane	ND		0.11	mg/Kg-dry	50	02/21/12 09:34 AM
1,1,2-Trichloroethane	ND		0.11	mg/Kg-dry	50	02/21/12 09:34 AM
1,1,2-Trichlorotrifluoroethane	ND		0.056	mg/Kg-dry	50	02/21/12 09:34 AM
1,1-Dichloroethane	ND		0.056	mg/Kg-dry	50	02/21/12 09:34 AM
1,1-Dichloroethene	ND		0.056	mg/Kg-dry	50	02/21/12 09:34 AM
1,2,4-Trichlorobenzene	ND		0.056	mg/Kg-dry	50	02/21/12 09:34 AM
1,2-Dibromo-3-chloropropane	ND		0.11	mg/Kg-dry	50	02/21/12 09:34 AM
1,2-Dibromoethane	ND		0.085	mg/Kg-dry	50	02/21/12 09:34 AM
1,2-Dichlorobenzene	ND		0.056	mg/Kg-dry	50	02/21/12 09:34 AM
1,2-Dichloroethane	ND		0.056	mg/Kg-dry	50	02/21/12 09:34 AM
1,2-Dichloropropane	ND		0.20	mg/Kg-dry	50	02/21/12 09:34 AM
1,3-Dichlorobenzene	ND		0.056	mg/Kg-dry	50	02/21/12 09:34 AM
1,4-Dichlorobenzene	ND		0.056	mg/Kg-dry	50	02/21/12 09:34 AM
2-Butanone	ND		0.42	mg/Kg-dry	50	02/21/12 09:34 AM
2-Hexanone	ND		0.28	mg/Kg-dry	50	02/21/12 09:34 AM
4-Methyl-2-pentanone	ND		0.28	mg/Kg-dry	50	02/21/12 09:34 AM
Acetone	ND		0.25	mg/Kg-dry	50	02/21/12 09:34 AM
Benzene	ND		0.056	mg/Kg-dry	50	02/21/12 09:34 AM
Bromodichloromethane	ND		0.085	mg/Kg-dry	50	02/21/12 09:34 AM

Note: See Qualifiers page for a list of qualifiers and their definitions.

ALS Group USA, Corp

Date: 29-Feb-12

Client: Weston Solutions, Inc

Project: 20405.016.001.17XX.00/ E Sandusky Co Dumps

Work Order: 1202544

Sample ID: GC-B02-S01-021612

Lab ID: 1202544-25

Collection Date: 02/16/12 04:40 PM

Matrix: SOIL

Analyses	Result	Qual	Report Limit	Units	Dilution Factor	Date Analyzed
Bromoform	ND		0.056	mg/Kg-dry	50	02/21/12 09:34 AM
Bromomethane	ND		0.085	mg/Kg-dry	50	02/21/12 09:34 AM
Carbon disulfide	ND		0.085	mg/Kg-dry	50	02/21/12 09:34 AM
Carbon tetrachloride	ND		0.056	mg/Kg-dry	50	02/21/12 09:34 AM
Chlorobenzene	ND		0.085	mg/Kg-dry	50	02/21/12 09:34 AM
Chloroethane	ND		0.17	mg/Kg-dry	50	02/21/12 09:34 AM
Chloroform	ND		0.056	mg/Kg-dry	50	02/21/12 09:34 AM
Chloromethane	ND		0.17	mg/Kg-dry	50	02/21/12 09:34 AM
cis-1,2-Dichloroethene	ND		0.11	mg/Kg-dry	50	02/21/12 09:34 AM
cis-1,3-Dichloropropene	ND		0.056	mg/Kg-dry	50	02/21/12 09:34 AM
Cyclohexane	ND		0.056	mg/Kg-dry	50	02/21/12 09:34 AM
Dibromochloromethane	ND		0.11	mg/Kg-dry	50	02/21/12 09:34 AM
Dichlorodifluoromethane	ND		0.056	mg/Kg-dry	50	02/21/12 09:34 AM
Ethylbenzene	ND		0.11	mg/Kg-dry	50	02/21/12 09:34 AM
Isopropylbenzene	ND		0.056	mg/Kg-dry	50	02/21/12 09:34 AM
Methyl acetate	ND		0.11	mg/Kg-dry	50	02/21/12 09:34 AM
Methyl tert-butyl ether	ND		0.085	mg/Kg-dry	50	02/21/12 09:34 AM
Methylcyclohexane	ND		1.1	mg/Kg-dry	50	02/21/12 09:34 AM
Methylene chloride	ND		0.11	mg/Kg-dry	50	02/21/12 09:34 AM
Styrene	ND		0.085	mg/Kg-dry	50	02/21/12 09:34 AM
Tetrachloroethene	ND		0.056	mg/Kg-dry	50	02/21/12 09:34 AM
Toluene	ND		0.085	mg/Kg-dry	50	02/21/12 09:34 AM
trans-1,2-Dichloroethene	ND		0.056	mg/Kg-dry	50	02/21/12 09:34 AM
trans-1,3-Dichloropropene	ND		0.085	mg/Kg-dry	50	02/21/12 09:34 AM
Trichloroethene	ND		0.056	mg/Kg-dry	50	02/21/12 09:34 AM
Trichlorofluoromethane	ND		0.056	mg/Kg-dry	50	02/21/12 09:34 AM
Vinyl chloride	ND		0.11	mg/Kg-dry	50	02/21/12 09:34 AM
Xylenes, Total	ND		0.17	mg/Kg-dry	50	02/21/12 09:34 AM
<i>Surr: 1,2-Dichloroethane-d4</i>	98.9		70-120	%REC	50	02/21/12 09:34 AM
<i>Surr: 4-Bromofluorobenzene</i>	99.7		75-120	%REC	50	02/21/12 09:34 AM
<i>Surr: Dibromofluoromethane</i>	91.8		85-115	%REC	50	02/21/12 09:34 AM
<i>Surr: Toluene-d8</i>	102		85-115	%REC	50	02/21/12 09:34 AM
CHROMIUM, HEXAVALENT			SW7196A		Prep Date: 02/20/12	Analyst: MB
Chromium, Hexavalent	ND		0.55	mg/Kg-dry	1	02/23/12 12:01 PM
MOISTURE			A2540 G			Analyst: CG
Moisture	11		0.050	% of sample	1	02/20/12 01:42 PM

Note: See Qualifiers page for a list of qualifiers and their definitions.

ALS Group USA, Corp

Date: 29-Feb-12

Client: Weston Solutions, Inc
Project: 20405.016.001.17XX.00/ E Sandusky Co Dumps
Sample ID: WM-B01-S01-021612
Collection Date: 02/16/12 12:00 PM

Work Order: 1202544
Lab ID: 1202544-26
Matrix: TCLP EXTRACT

Analyses	Result	Qual	Report Limit	Units	Dilution Factor	Date Analyzed
TCLP HERBICIDES			SW8151		Prep Date: 02/21/12	Analyst: JD
2,4,5-TP (Silvex)	ND		0.0050	mg/L	1	02/21/12 09:51 PM
2,4-D	ND		0.0050	mg/L	1	02/21/12 09:51 PM
Surr: DCAA	75.0		30-150	%REC	1	02/21/12 09:51 PM
TCLP PESTICIDES			SW8081		Prep Date: 02/23/12	Analyst: JD
Chlordane, Technical	ND		0.0050	mg/L	1	02/25/12 06:58 PM
Endrin	ND		0.00050	mg/L	1	02/25/12 06:58 PM
gamma-BHC (Lindane)	ND		0.00025	mg/L	1	02/25/12 06:58 PM
Heptachlor	ND		0.00025	mg/L	1	02/25/12 06:58 PM
Methoxychlor	ND		0.0025	mg/L	1	02/25/12 06:58 PM
Toxaphene	ND		0.020	mg/L	1	02/25/12 06:58 PM
Surr: Decachlorobiphenyl	79.0		30-135	%REC	1	02/25/12 06:58 PM
Surr: Tetrachloro-m-xylene	71.0		25-140	%REC	1	02/25/12 06:58 PM
TCLP MERCURY BY CVAA			SW7470A		Prep Date: 02/22/12	Analyst: LR
Mercury	ND		0.0020	mg/L	1	02/22/12 02:19 PM
TCLP METALS ANALYSIS BY ICP-MS			SW6020A		Prep Date: 02/22/12	Analyst: RH
Arsenic	0.011		0.010	mg/L	1	02/23/12 08:05 AM
Barium	2.8		0.050	mg/L	1	02/23/12 08:05 AM
Cadmium	0.011		0.0020	mg/L	1	02/23/12 08:05 AM
Chromium	ND		0.020	mg/L	1	02/23/12 08:05 AM
Lead	0.024		0.010	mg/L	1	02/23/12 08:05 AM
Selenium	ND		0.020	mg/L	1	02/23/12 08:05 AM
Silver	ND		0.0050	mg/L	1	02/23/12 08:05 AM
TCLP SEMI-VOLATILE ORGANICS			SW8270		Prep Date: 02/23/12	Analyst: HL
1,4-Dichlorobenzene	ND		0.10	mg/L	1	02/24/12 09:19 PM
2,4,5-Trichlorophenol	ND		0.10	mg/L	1	02/24/12 09:19 PM
2,4,6-Trichlorophenol	ND		0.10	mg/L	1	02/24/12 09:19 PM
2,4-Dinitrotoluene	ND		0.10	mg/L	1	02/24/12 09:19 PM
Hexachloro-1,3-butadiene	ND		0.10	mg/L	1	02/24/12 09:19 PM
Hexachlorobenzene	ND		0.10	mg/L	1	02/24/12 09:19 PM
Hexachloroethane	ND		0.10	mg/L	1	02/24/12 09:19 PM
m-Cresol	ND		0.10	mg/L	1	02/24/12 09:19 PM
Nitrobenzene	ND		0.10	mg/L	1	02/24/12 09:19 PM
o-Cresol	ND		0.10	mg/L	1	02/24/12 09:19 PM
p-Cresol	ND		0.10	mg/L	1	02/24/12 09:19 PM
Pentachlorophenol	ND		0.40	mg/L	1	02/24/12 09:19 PM
Pyridine	ND		0.40	mg/L	1	02/24/12 09:19 PM
Surr: 2,4,6-Tribromophenol	78.5		21-125	%REC	1	02/24/12 09:19 PM

Note: See Qualifiers page for a list of qualifiers and their definitions.

ALS Group USA, Corp

Date: 29-Feb-12

Client: Weston Solutions, Inc
Project: 20405.016.001.17XX.00/ E Sandusky Co Dumps
Sample ID: WM-B01-S01-021612
Collection Date: 02/16/12 12:00 PM

Work Order: 1202544
Lab ID: 1202544-26
Matrix: TCLP EXTRACT

Analyses	Result	Qual	Report Limit	Units	Dilution Factor	Date Analyzed
<i>Surr: 2-Fluorobiphenyl</i>	70.6		39-94	%REC	1	02/24/12 09:19 PM
<i>Surr: 2-Fluorophenol</i>	47.7		10-75	%REC	1	02/24/12 09:19 PM
<i>Surr: 4-Terphenyl-d14</i>	54.8		26-119	%REC	1	02/24/12 09:19 PM
<i>Surr: Nitrobenzene-d5</i>	76.1		41-104	%REC	1	02/24/12 09:19 PM
<i>Surr: Phenol-d6</i>	30.9		11-50	%REC	1	02/24/12 09:19 PM
TCLP VOLATILE ORGANICS			SW8260		Prep Date: 02/19/12	Analyst: RS
1,1-Dichloroethene	ND		0.020	mg/L	20	02/23/12 10:07 PM
1,2-Dichloroethane	ND		0.020	mg/L	20	02/23/12 10:07 PM
2-Butanone	ND		0.20	mg/L	20	02/23/12 10:07 PM
Benzene	ND		0.020	mg/L	20	02/23/12 10:07 PM
Carbon tetrachloride	ND		0.020	mg/L	20	02/23/12 10:07 PM
Chlorobenzene	ND		0.020	mg/L	20	02/23/12 10:07 PM
Chloroform	ND		0.020	mg/L	20	02/23/12 10:07 PM
Tetrachloroethene	ND		0.020	mg/L	20	02/23/12 10:07 PM
Trichloroethene	ND		0.020	mg/L	20	02/23/12 10:07 PM
Vinyl chloride	ND		0.020	mg/L	20	02/23/12 10:07 PM
<i>Surr: 1,2-Dichloroethane-d4</i>	103		70-130	%REC	20	02/23/12 10:07 PM
<i>Surr: 4-Bromofluorobenzene</i>	97.1		70-130	%REC	20	02/23/12 10:07 PM
<i>Surr: Dibromofluoromethane</i>	99.3		70-130	%REC	20	02/23/12 10:07 PM
<i>Surr: Toluene-d8</i>	98.9		70-130	%REC	20	02/23/12 10:07 PM

Note: See Qualifiers page for a list of qualifiers and their definitions.

ALS Group USA, Corp

Date: 29-Feb-12

Client: Weston Solutions, Inc

Project: 20405.016.001.17XX.00/ E Sandusky Co Dumps

Work Order: 1202544

Sample ID: WM-B01-S02-021612

Lab ID: 1202544-27

Collection Date: 02/16/12 12:15 PM

Matrix: TCLP EXTRACT

Analyses	Result	Qual	Report Limit	Units	Dilution Factor	Date Analyzed
TCLP HERBICIDES			SW8151		Prep Date: 02/21/12	Analyst: JD
2,4,5-TP (Silvex)	ND		0.0050	mg/L	1	02/21/12 09:51 PM
2,4-D	ND		0.0050	mg/L	1	02/21/12 09:51 PM
Surr: DCAA	84.4		30-150	%REC	1	02/21/12 09:51 PM
TCLP PESTICIDES			SW8081		Prep Date: 02/23/12	Analyst: JD
Chlordane, Technical	ND		0.0050	mg/L	1	02/25/12 07:13 PM
Endrin	ND		0.00050	mg/L	1	02/25/12 07:13 PM
gamma-BHC (Lindane)	ND		0.00025	mg/L	1	02/25/12 07:13 PM
Heptachlor	ND		0.00025	mg/L	1	02/25/12 07:13 PM
Methoxychlor	ND		0.0025	mg/L	1	02/25/12 07:13 PM
Toxaphene	ND		0.020	mg/L	1	02/25/12 07:13 PM
Surr: Decachlorobiphenyl	75.0		30-135	%REC	1	02/25/12 07:13 PM
Surr: Tetrachloro-m-xylene	72.0		25-140	%REC	1	02/25/12 07:13 PM
TCLP MERCURY BY CVAA			SW7470A		Prep Date: 02/22/12	Analyst: LR
Mercury	ND		0.0020	mg/L	1	02/22/12 02:26 PM
TCLP METALS ANALYSIS BY ICP-MS			SW6020A		Prep Date: 02/22/12	Analyst: RH
Arsenic	ND		0.010	mg/L	1	02/23/12 08:10 AM
Barium	1.3		0.050	mg/L	1	02/23/12 08:10 AM
Cadmium	0.0046		0.0020	mg/L	1	02/23/12 08:10 AM
Chromium	ND		0.020	mg/L	1	02/23/12 08:10 AM
Lead	0.012		0.010	mg/L	1	02/23/12 08:10 AM
Selenium	ND		0.020	mg/L	1	02/23/12 08:10 AM
Silver	ND		0.0050	mg/L	1	02/23/12 08:10 AM
TCLP SEMI-VOLATILE ORGANICS			SW8270		Prep Date: 02/23/12	Analyst: HL
1,4-Dichlorobenzene	ND		0.10	mg/L	1	02/24/12 09:46 PM
2,4,5-Trichlorophenol	ND		0.10	mg/L	1	02/24/12 09:46 PM
2,4,6-Trichlorophenol	ND		0.10	mg/L	1	02/24/12 09:46 PM
2,4-Dinitrotoluene	ND		0.10	mg/L	1	02/24/12 09:46 PM
Hexachloro-1,3-butadiene	ND		0.10	mg/L	1	02/24/12 09:46 PM
Hexachlorobenzene	ND		0.10	mg/L	1	02/24/12 09:46 PM
Hexachloroethane	ND		0.10	mg/L	1	02/24/12 09:46 PM
m-Cresol	ND		0.10	mg/L	1	02/24/12 09:46 PM
Nitrobenzene	ND		0.10	mg/L	1	02/24/12 09:46 PM
o-Cresol	ND		0.10	mg/L	1	02/24/12 09:46 PM
p-Cresol	ND		0.10	mg/L	1	02/24/12 09:46 PM
Pentachlorophenol	ND		0.40	mg/L	1	02/24/12 09:46 PM
Pyridine	ND		0.40	mg/L	1	02/24/12 09:46 PM
Surr: 2,4,6-Tribromophenol	84.5		21-125	%REC	1	02/24/12 09:46 PM

Note: See Qualifiers page for a list of qualifiers and their definitions.

ALS Group USA, Corp

Date: 29-Feb-12

Client: Weston Solutions, Inc
Project: 20405.016.001.17XX.00/ E Sandusky Co Dumps
Sample ID: WM-B01-S02-021612
Collection Date: 02/16/12 12:15 PM

Work Order: 1202544
Lab ID: 1202544-27
Matrix: TCLP EXTRACT

Analyses	Result	Qual	Report Limit	Units	Dilution Factor	Date Analyzed
<i>Surr: 2-Fluorobiphenyl</i>	77.1		39-94	%REC	1	02/24/12 09:46 PM
<i>Surr: 2-Fluorophenol</i>	53.0		10-75	%REC	1	02/24/12 09:46 PM
<i>Surr: 4-Terphenyl-d14</i>	59.3		26-119	%REC	1	02/24/12 09:46 PM
<i>Surr: Nitrobenzene-d5</i>	80.3		41-104	%REC	1	02/24/12 09:46 PM
<i>Surr: Phenol-d6</i>	34.1		11-50	%REC	1	02/24/12 09:46 PM
TCLP VOLATILE ORGANICS			SW8260		Prep Date: 02/19/12	Analyst: RS
1,1-Dichloroethene	ND		0.020	mg/L	20	02/23/12 10:31 PM
1,2-Dichloroethane	ND		0.020	mg/L	20	02/23/12 10:31 PM
2-Butanone	ND		0.20	mg/L	20	02/23/12 10:31 PM
Benzene	ND		0.020	mg/L	20	02/23/12 10:31 PM
Carbon tetrachloride	ND		0.020	mg/L	20	02/23/12 10:31 PM
Chlorobenzene	ND		0.020	mg/L	20	02/23/12 10:31 PM
Chloroform	ND		0.020	mg/L	20	02/23/12 10:31 PM
Tetrachloroethene	ND		0.020	mg/L	20	02/23/12 10:31 PM
Trichloroethene	ND		0.020	mg/L	20	02/23/12 10:31 PM
Vinyl chloride	ND		0.020	mg/L	20	02/23/12 10:31 PM
<i>Surr: 1,2-Dichloroethane-d4</i>	104		70-130	%REC	20	02/23/12 10:31 PM
<i>Surr: 4-Bromofluorobenzene</i>	95.7		70-130	%REC	20	02/23/12 10:31 PM
<i>Surr: Dibromofluoromethane</i>	99.7		70-130	%REC	20	02/23/12 10:31 PM
<i>Surr: Toluene-d8</i>	98.2		70-130	%REC	20	02/23/12 10:31 PM

Note: See Qualifiers page for a list of qualifiers and their definitions.

ALS Group USA, Corp

Date: 29-Feb-12

Client: Weston Solutions, Inc
Project: 20405.016.001.17XX.00/ E Sandusky Co Dumps
Sample ID: WM-B02-S01-021612
Collection Date: 02/16/12 10:10 AM

Work Order: 1202544
Lab ID: 1202544-28
Matrix: TCLP EXTRACT

Analyses	Result	Qual	Report Limit	Units	Dilution Factor	Date Analyzed
TCLP HERBICIDES			SW8151		Prep Date: 02/21/12	Analyst: JD
2,4,5-TP (Silvex)	ND		0.0050	mg/L	1	02/21/12 09:51 PM
2,4-D	ND		0.0050	mg/L	1	02/21/12 09:51 PM
Surr: DCAA	88.8		30-150	%REC	1	02/21/12 09:51 PM
TCLP PESTICIDES			SW8081		Prep Date: 02/23/12	Analyst: JD
Chlordane, Technical	ND		0.0050	mg/L	1	02/25/12 07:28 PM
Endrin	ND		0.00050	mg/L	1	02/25/12 07:28 PM
gamma-BHC (Lindane)	ND		0.00025	mg/L	1	02/25/12 07:28 PM
Heptachlor	ND		0.00025	mg/L	1	02/25/12 07:28 PM
Methoxychlor	ND		0.0025	mg/L	1	02/25/12 07:28 PM
Toxaphene	ND		0.020	mg/L	1	02/25/12 07:28 PM
Surr: Decachlorobiphenyl	71.0		30-135	%REC	1	02/25/12 07:28 PM
Surr: Tetrachloro-m-xylene	57.0		25-140	%REC	1	02/25/12 07:28 PM
TCLP MERCURY BY CVAA			SW7470A		Prep Date: 02/22/12	Analyst: LR
Mercury	ND		0.0020	mg/L	1	02/22/12 01:35 PM
TCLP METALS ANALYSIS BY ICP-MS			SW6020A		Prep Date: 02/23/12	Analyst: RH
Arsenic	ND		0.010	mg/L	1	02/24/12 05:10 AM
Barium	0.45		0.050	mg/L	1	02/24/12 05:10 AM
Cadmium	0.0023		0.0020	mg/L	1	02/24/12 05:10 AM
Chromium	ND		0.020	mg/L	1	02/24/12 05:10 AM
Lead	0.011		0.010	mg/L	1	02/24/12 05:10 AM
Selenium	ND		0.020	mg/L	1	02/24/12 05:10 AM
Silver	ND		0.0050	mg/L	1	02/24/12 05:10 AM
TCLP SEMI-VOLATILE ORGANICS			SW8270		Prep Date: 02/23/12	Analyst: HL
1,4-Dichlorobenzene	ND		0.10	mg/L	1	02/24/12 07:59 PM
2,4,5-Trichlorophenol	ND		0.10	mg/L	1	02/24/12 07:59 PM
2,4,6-Trichlorophenol	ND		0.10	mg/L	1	02/24/12 07:59 PM
2,4-Dinitrotoluene	ND		0.10	mg/L	1	02/24/12 07:59 PM
Hexachloro-1,3-butadiene	ND		0.10	mg/L	1	02/24/12 07:59 PM
Hexachlorobenzene	ND		0.10	mg/L	1	02/24/12 07:59 PM
Hexachloroethane	ND		0.10	mg/L	1	02/24/12 07:59 PM
m-Cresol	ND		0.10	mg/L	1	02/24/12 07:59 PM
Nitrobenzene	ND		0.10	mg/L	1	02/24/12 07:59 PM
o-Cresol	ND		0.10	mg/L	1	02/24/12 07:59 PM
p-Cresol	ND		0.10	mg/L	1	02/24/12 07:59 PM
Pentachlorophenol	ND		0.40	mg/L	1	02/24/12 07:59 PM
Pyridine	ND		0.40	mg/L	1	02/24/12 07:59 PM
Surr: 2,4,6-Tribromophenol	74.8		21-125	%REC	1	02/24/12 07:59 PM

Note: See Qualifiers page for a list of qualifiers and their definitions.

ALS Group USA, Corp

Date: 29-Feb-12

Client: Weston Solutions, Inc

Project: 20405.016.001.17XX.00/ E Sandusky Co Dumps

Work Order: 1202544

Sample ID: WM-B02-S01-021612

Lab ID: 1202544-28

Collection Date: 02/16/12 10:10 AM

Matrix: TCLP EXTRACT

Analyses	Result	Qual	Report Limit	Units	Dilution Factor	Date Analyzed
<i>Surr: 2-Fluorobiphenyl</i>	65.4		39-94	%REC	1	02/24/12 07:59 PM
<i>Surr: 2-Fluorophenol</i>	53.9		10-75	%REC	1	02/24/12 07:59 PM
<i>Surr: 4-Terphenyl-d14</i>	73.9		26-119	%REC	1	02/24/12 07:59 PM
<i>Surr: Nitrobenzene-d5</i>	71.8		41-104	%REC	1	02/24/12 07:59 PM
<i>Surr: Phenol-d6</i>	32.8		11-50	%REC	1	02/24/12 07:59 PM
TCLP VOLATILE ORGANICS			SW8260		Prep Date: 02/19/12	Analyst: RS
1,1-Dichloroethene	ND		0.020	mg/L	20	02/23/12 09:19 PM
1,2-Dichloroethane	ND		0.020	mg/L	20	02/23/12 09:19 PM
2-Butanone	ND		0.20	mg/L	20	02/23/12 09:19 PM
Benzene	ND		0.020	mg/L	20	02/23/12 09:19 PM
Carbon tetrachloride	ND		0.020	mg/L	20	02/23/12 09:19 PM
Chlorobenzene	ND		0.020	mg/L	20	02/23/12 09:19 PM
Chloroform	ND		0.020	mg/L	20	02/23/12 09:19 PM
Tetrachloroethene	ND		0.020	mg/L	20	02/23/12 09:19 PM
Trichloroethene	ND		0.020	mg/L	20	02/23/12 09:19 PM
Vinyl chloride	ND		0.020	mg/L	20	02/23/12 09:19 PM
<i>Surr: 1,2-Dichloroethane-d4</i>	93.5		70-130	%REC	20	02/23/12 09:19 PM
<i>Surr: 4-Bromofluorobenzene</i>	99.8		70-130	%REC	20	02/23/12 09:19 PM
<i>Surr: Dibromofluoromethane</i>	99.6		70-130	%REC	20	02/23/12 09:19 PM
<i>Surr: Toluene-d8</i>	98.5		70-130	%REC	20	02/23/12 09:19 PM

Note: See Qualifiers page for a list of qualifiers and their definitions.

ALS Group USA, Corp

Date: 29-Feb-12

Client: Weston Solutions, Inc

Project: 20405.016.001.17XX.00/ E Sandusky Co Dumps

Work Order: 1202544

Sample ID: WM-B02-S02-021612

Lab ID: 1202544-29

Collection Date: 02/16/12 10:35 AM

Matrix: TCLP EXTRACT

Analyses	Result	Qual	Report Limit	Units	Dilution Factor	Date Analyzed
TCLP HERBICIDES			SW8151		Prep Date: 02/21/12	Analyst: JD
2,4,5-TP (Silvex)	ND		0.0050	mg/L	1	02/21/12 09:51 PM
2,4-D	ND		0.0050	mg/L	1	02/21/12 09:51 PM
Surr: DCAA	83.0		30-150	%REC	1	02/21/12 09:51 PM
TCLP PESTICIDES			SW8081		Prep Date: 02/23/12	Analyst: JD
Chlordane, Technical	ND		0.0050	mg/L	1	02/25/12 08:12 PM
Endrin	ND		0.00050	mg/L	1	02/25/12 08:12 PM
gamma-BHC (Lindane)	ND		0.00025	mg/L	1	02/25/12 08:12 PM
Heptachlor	ND		0.00025	mg/L	1	02/25/12 08:12 PM
Methoxychlor	ND		0.0025	mg/L	1	02/25/12 08:12 PM
Toxaphene	ND		0.020	mg/L	1	02/25/12 08:12 PM
Surr: Decachlorobiphenyl	75.0		30-135	%REC	1	02/25/12 08:12 PM
Surr: Tetrachloro-m-xylene	68.0		25-140	%REC	1	02/25/12 08:12 PM
TCLP MERCURY BY CVAA			SW7470A		Prep Date: 02/22/12	Analyst: LR
Mercury	ND		0.0020	mg/L	1	02/22/12 03:00 PM
TCLP METALS ANALYSIS BY ICP-MS			SW6020A		Prep Date: 02/23/12	Analyst: RH
Arsenic	ND		0.010	mg/L	1	02/24/12 05:34 AM
Barium	0.26		0.050	mg/L	1	02/24/12 05:34 AM
Cadmium	ND		0.0020	mg/L	1	02/24/12 05:34 AM
Chromium	ND		0.020	mg/L	1	02/24/12 05:34 AM
Lead	0.010		0.010	mg/L	1	02/24/12 05:34 AM
Selenium	ND		0.020	mg/L	1	02/24/12 05:34 AM
Silver	ND		0.0050	mg/L	1	02/24/12 05:34 AM
TCLP SEMI-VOLATILE ORGANICS			SW8270		Prep Date: 02/23/12	Analyst: HL
1,4-Dichlorobenzene	ND		0.10	mg/L	1	02/24/12 10:12 PM
2,4,5-Trichlorophenol	ND		0.10	mg/L	1	02/24/12 10:12 PM
2,4,6-Trichlorophenol	ND		0.10	mg/L	1	02/24/12 10:12 PM
2,4-Dinitrotoluene	ND		0.10	mg/L	1	02/24/12 10:12 PM
Hexachloro-1,3-butadiene	ND		0.10	mg/L	1	02/24/12 10:12 PM
Hexachlorobenzene	ND		0.10	mg/L	1	02/24/12 10:12 PM
Hexachloroethane	ND		0.10	mg/L	1	02/24/12 10:12 PM
m-Cresol	ND		0.10	mg/L	1	02/24/12 10:12 PM
Nitrobenzene	ND		0.10	mg/L	1	02/24/12 10:12 PM
o-Cresol	ND		0.10	mg/L	1	02/24/12 10:12 PM
p-Cresol	ND		0.10	mg/L	1	02/24/12 10:12 PM
Pentachlorophenol	ND		0.40	mg/L	1	02/24/12 10:12 PM
Pyridine	ND		0.40	mg/L	1	02/24/12 10:12 PM
Surr: 2,4,6-Tribromophenol	77.2		21-125	%REC	1	02/24/12 10:12 PM

Note: See Qualifiers page for a list of qualifiers and their definitions.

ALS Group USA, Corp

Date: 29-Feb-12

Client: Weston Solutions, Inc

Project: 20405.016.001.17XX.00/ E Sandusky Co Dumps

Work Order: 1202544

Sample ID: WM-B02-S02-021612

Lab ID: 1202544-29

Collection Date: 02/16/12 10:35 AM

Matrix: TCLP EXTRACT

Analyses	Result	Qual	Report Limit	Units	Dilution Factor	Date Analyzed
<i>Surr: 2-Fluorobiphenyl</i>	68.6		39-94	%REC	1	02/24/12 10:12 PM
<i>Surr: 2-Fluorophenol</i>	53.8		10-75	%REC	1	02/24/12 10:12 PM
<i>Surr: 4-Terphenyl-d14</i>	76.0		26-119	%REC	1	02/24/12 10:12 PM
<i>Surr: Nitrobenzene-d5</i>	73.2		41-104	%REC	1	02/24/12 10:12 PM
<i>Surr: Phenol-d6</i>	32.2		11-50	%REC	1	02/24/12 10:12 PM
TCLP VOLATILE ORGANICS			SW8260		Prep Date: 02/20/12	Analyst: BG
1,1-Dichloroethene	ND		0.020	mg/L	20	02/24/12 05:17 AM
1,2-Dichloroethane	ND		0.020	mg/L	20	02/24/12 05:17 AM
2-Butanone	ND		0.20	mg/L	20	02/24/12 05:17 AM
Benzene	ND		0.020	mg/L	20	02/24/12 05:17 AM
Carbon tetrachloride	ND		0.020	mg/L	20	02/24/12 05:17 AM
Chlorobenzene	ND		0.020	mg/L	20	02/24/12 05:17 AM
Chloroform	ND		0.020	mg/L	20	02/24/12 05:17 AM
Tetrachloroethene	ND		0.020	mg/L	20	02/24/12 05:17 AM
Trichloroethene	ND		0.020	mg/L	20	02/24/12 05:17 AM
Vinyl chloride	ND		0.020	mg/L	20	02/24/12 05:17 AM
<i>Surr: 1,2-Dichloroethane-d4</i>	104		70-130	%REC	20	02/24/12 05:17 AM
<i>Surr: 4-Bromofluorobenzene</i>	95.0		70-130	%REC	20	02/24/12 05:17 AM
<i>Surr: Dibromofluoromethane</i>	101		70-130	%REC	20	02/24/12 05:17 AM
<i>Surr: Toluene-d8</i>	97.3		70-130	%REC	20	02/24/12 05:17 AM

Note: See Qualifiers page for a list of qualifiers and their definitions.

ALS Group USA, Corp

Date: 29-Feb-12

Client: Weston Solutions, Inc

Project: 20405.016.001.17XX.00/ E Sandusky Co Dumps

Work Order: 1202544

Sample ID: WM-B03-S01-021612

Lab ID: 1202544-30

Collection Date: 02/16/12 09:20 AM

Matrix: TCLP EXTRACT

Analyses	Result	Qual	Report Limit	Units	Dilution Factor	Date Analyzed
TCLP HERBICIDES			SW8151		Prep Date: 02/21/12	Analyst: JD
2,4,5-TP (Silvex)	ND		0.0050	mg/L	1	02/21/12 09:51 PM
2,4-D	ND		0.0050	mg/L	1	02/21/12 09:51 PM
Surr: DCAA	90.0		30-150	%REC	1	02/21/12 09:51 PM
TCLP PESTICIDES			SW8081		Prep Date: 02/23/12	Analyst: JD
Chlordane, Technical	ND		0.0050	mg/L	1	02/25/12 08:27 PM
Endrin	ND		0.00050	mg/L	1	02/25/12 08:27 PM
gamma-BHC (Lindane)	ND		0.00025	mg/L	1	02/25/12 08:27 PM
Heptachlor	ND		0.00025	mg/L	1	02/25/12 08:27 PM
Methoxychlor	ND		0.0025	mg/L	1	02/25/12 08:27 PM
Toxaphene	ND		0.020	mg/L	1	02/25/12 08:27 PM
Surr: Decachlorobiphenyl	75.0		30-135	%REC	1	02/25/12 08:27 PM
Surr: Tetrachloro-m-xylene	77.0		25-140	%REC	1	02/25/12 08:27 PM
TCLP MERCURY BY CVAA			SW7470A		Prep Date: 02/22/12	Analyst: LR
Mercury	ND		0.0020	mg/L	1	02/22/12 03:03 PM
TCLP METALS ANALYSIS BY ICP-MS			SW6020A		Prep Date: 02/23/12	Analyst: RH
Arsenic	ND		0.010	mg/L	1	02/24/12 05:39 AM
Barium	0.71		0.050	mg/L	1	02/24/12 05:39 AM
Cadmium	ND		0.0020	mg/L	1	02/24/12 05:39 AM
Chromium	ND		0.020	mg/L	1	02/24/12 05:39 AM
Lead	ND		0.010	mg/L	1	02/24/12 05:39 AM
Selenium	ND		0.020	mg/L	1	02/24/12 05:39 AM
Silver	ND		0.0050	mg/L	1	02/24/12 05:39 AM
TCLP SEMI-VOLATILE ORGANICS			SW8270		Prep Date: 02/23/12	Analyst: HL
1,4-Dichlorobenzene	ND		0.10	mg/L	1	02/24/12 10:39 PM
2,4,5-Trichlorophenol	ND		0.10	mg/L	1	02/24/12 10:39 PM
2,4,6-Trichlorophenol	ND		0.10	mg/L	1	02/24/12 10:39 PM
2,4-Dinitrotoluene	ND		0.10	mg/L	1	02/24/12 10:39 PM
Hexachloro-1,3-butadiene	ND		0.10	mg/L	1	02/24/12 10:39 PM
Hexachlorobenzene	ND		0.10	mg/L	1	02/24/12 10:39 PM
Hexachloroethane	ND		0.10	mg/L	1	02/24/12 10:39 PM
m-Cresol	ND		0.10	mg/L	1	02/24/12 10:39 PM
Nitrobenzene	ND		0.10	mg/L	1	02/24/12 10:39 PM
o-Cresol	ND		0.10	mg/L	1	02/24/12 10:39 PM
p-Cresol	ND		0.10	mg/L	1	02/24/12 10:39 PM
Pentachlorophenol	ND		0.40	mg/L	1	02/24/12 10:39 PM
Pyridine	ND		0.40	mg/L	1	02/24/12 10:39 PM
Surr: 2,4,6-Tribromophenol	73.0		21-125	%REC	1	02/24/12 10:39 PM

Note: See Qualifiers page for a list of qualifiers and their definitions.

ALS Group USA, Corp

Date: 29-Feb-12

Client: Weston Solutions, Inc
Project: 20405.016.001.17XX.00/ E Sandusky Co Dumps
Sample ID: WM-B03-S01-021612
Collection Date: 02/16/12 09:20 AM

Work Order: 1202544
Lab ID: 1202544-30
Matrix: TCLP EXTRACT

Analyses	Result	Qual	Report Limit	Units	Dilution Factor	Date Analyzed
Surr: 2-Fluorobiphenyl	63.4		39-94	%REC	1	02/24/12 10:39 PM
Surr: 2-Fluorophenol	54.4		10-75	%REC	1	02/24/12 10:39 PM
Surr: 4-Terphenyl-d14	74.5		26-119	%REC	1	02/24/12 10:39 PM
Surr: Nitrobenzene-d5	68.6		41-104	%REC	1	02/24/12 10:39 PM
Surr: Phenol-d6	33.6		11-50	%REC	1	02/24/12 10:39 PM
TCLP VOLATILE ORGANICS			SW8260		Prep Date: 02/20/12	Analyst: BG
1,1-Dichloroethene	ND		0.020	mg/L	20	02/24/12 04:54 AM
1,2-Dichloroethane	ND		0.020	mg/L	20	02/24/12 04:54 AM
2-Butanone	ND		0.20	mg/L	20	02/24/12 04:54 AM
Benzene	ND		0.020	mg/L	20	02/24/12 04:54 AM
Carbon tetrachloride	ND		0.020	mg/L	20	02/24/12 04:54 AM
Chlorobenzene	ND		0.020	mg/L	20	02/24/12 04:54 AM
Chloroform	ND		0.020	mg/L	20	02/24/12 04:54 AM
Tetrachloroethene	ND		0.020	mg/L	20	02/24/12 04:54 AM
Trichloroethene	ND		0.020	mg/L	20	02/24/12 04:54 AM
Vinyl chloride	ND		0.020	mg/L	20	02/24/12 04:54 AM
Surr: 1,2-Dichloroethane-d4	104		70-130	%REC	20	02/24/12 04:54 AM
Surr: 4-Bromofluorobenzene	94.8		70-130	%REC	20	02/24/12 04:54 AM
Surr: Dibromofluoromethane	101		70-130	%REC	20	02/24/12 04:54 AM
Surr: Toluene-d8	97.2		70-130	%REC	20	02/24/12 04:54 AM

Note: See Qualifiers page for a list of qualifiers and their definitions.

ALS Group USA, Corp

Date: 29-Feb-12

Client: Weston Solutions, Inc
Project: 20405.016.001.17XX.00/ E Sandusky Co Dumps
Sample ID: WM-B03-S02-021612
Collection Date: 02/16/12 09:10 AM

Work Order: 1202544
Lab ID: 1202544-31
Matrix: TCLP EXTRACT

Analyses	Result	Qual	Report Limit	Units	Dilution Factor	Date Analyzed
TCLP HERBICIDES			SW8151		Prep Date: 02/21/12	Analyst: JD
2,4,5-TP (Silvex)	ND		0.0050	mg/L	1	02/21/12 09:51 PM
2,4-D	ND		0.0050	mg/L	1	02/21/12 09:51 PM
Surr: DCAA	86.8		30-150	%REC	1	02/21/12 09:51 PM
TCLP PESTICIDES			SW8081		Prep Date: 02/23/12	Analyst: JD
Chlordane, Technical	ND		0.0050	mg/L	1	02/25/12 08:42 PM
Endrin	ND		0.00050	mg/L	1	02/25/12 08:42 PM
gamma-BHC (Lindane)	ND		0.00025	mg/L	1	02/25/12 08:42 PM
Heptachlor	ND		0.00025	mg/L	1	02/25/12 08:42 PM
Methoxychlor	ND		0.0025	mg/L	1	02/25/12 08:42 PM
Toxaphene	ND		0.020	mg/L	1	02/25/12 08:42 PM
Surr: Decachlorobiphenyl	74.0		30-135	%REC	1	02/25/12 08:42 PM
Surr: Tetrachloro-m-xylene	78.0		25-140	%REC	1	02/25/12 08:42 PM
TCLP MERCURY BY CVAA			SW7470A		Prep Date: 02/22/12	Analyst: LR
Mercury	ND		0.0020	mg/L	1	02/22/12 03:05 PM
TCLP METALS ANALYSIS BY ICP-MS			SW6020A		Prep Date: 02/23/12	Analyst: RH
Arsenic	0.027		0.010	mg/L	1	02/24/12 05:53 AM
Barium	2.8		0.050	mg/L	1	02/24/12 05:53 AM
Cadmium	ND		0.0020	mg/L	1	02/24/12 05:53 AM
Chromium	ND		0.020	mg/L	1	02/24/12 05:53 AM
Lead	ND		0.010	mg/L	1	02/24/12 05:53 AM
Selenium	ND		0.020	mg/L	1	02/24/12 05:53 AM
Silver	ND		0.0050	mg/L	1	02/24/12 05:53 AM
TCLP SEMI-VOLATILE ORGANICS			SW8270		Prep Date: 02/23/12	Analyst: HL
1,4-Dichlorobenzene	ND		0.10	mg/L	1	02/24/12 11:06 PM
2,4,5-Trichlorophenol	ND		0.10	mg/L	1	02/24/12 11:06 PM
2,4,6-Trichlorophenol	ND		0.10	mg/L	1	02/24/12 11:06 PM
2,4-Dinitrotoluene	ND		0.10	mg/L	1	02/24/12 11:06 PM
Hexachloro-1,3-butadiene	ND		0.10	mg/L	1	02/24/12 11:06 PM
Hexachlorobenzene	ND		0.10	mg/L	1	02/24/12 11:06 PM
Hexachloroethane	ND		0.10	mg/L	1	02/24/12 11:06 PM
m-Cresol	ND		0.10	mg/L	1	02/24/12 11:06 PM
Nitrobenzene	ND		0.10	mg/L	1	02/24/12 11:06 PM
o-Cresol	ND		0.10	mg/L	1	02/24/12 11:06 PM
p-Cresol	ND		0.10	mg/L	1	02/24/12 11:06 PM
Pentachlorophenol	ND		0.40	mg/L	1	02/24/12 11:06 PM
Pyridine	ND		0.40	mg/L	1	02/24/12 11:06 PM
Surr: 2,4,6-Tribromophenol	80.9		21-125	%REC	1	02/24/12 11:06 PM

Note: See Qualifiers page for a list of qualifiers and their definitions.

ALS Group USA, Corp

Date: 29-Feb-12

Client: Weston Solutions, Inc

Project: 20405.016.001.17XX.00/ E Sandusky Co Dumps

Work Order: 1202544

Sample ID: WM-B03-S02-021612

Lab ID: 1202544-31

Collection Date: 02/16/12 09:10 AM

Matrix: TCLP EXTRACT

Analyses	Result	Qual	Report Limit	Units	Dilution Factor	Date Analyzed
Surr: 2-Fluorobiphenyl	71.9		39-94	%REC	1	02/24/12 11:06 PM
Surr: 2-Fluorophenol	55.3		10-75	%REC	1	02/24/12 11:06 PM
Surr: 4-Terphenyl-d14	78.5		26-119	%REC	1	02/24/12 11:06 PM
Surr: Nitrobenzene-d5	75.6		41-104	%REC	1	02/24/12 11:06 PM
Surr: Phenol-d6	33.1		11-50	%REC	1	02/24/12 11:06 PM

TCLP VOLATILE ORGANICS

SW8260

Prep Date: 02/20/12

Analyst: RS

1,1-Dichloroethene	ND		0.020	mg/L	20	02/23/12 10:55 PM
1,2-Dichloroethane	ND		0.020	mg/L	20	02/23/12 10:55 PM
2-Butanone	ND		0.20	mg/L	20	02/23/12 10:55 PM
Benzene	ND		0.020	mg/L	20	02/23/12 10:55 PM
Carbon tetrachloride	ND		0.020	mg/L	20	02/23/12 10:55 PM
Chlorobenzene	ND		0.020	mg/L	20	02/23/12 10:55 PM
Chloroform	ND		0.020	mg/L	20	02/23/12 10:55 PM
Tetrachloroethene	ND		0.020	mg/L	20	02/23/12 10:55 PM
Trichloroethene	ND		0.020	mg/L	20	02/23/12 10:55 PM
Vinyl chloride	ND		0.020	mg/L	20	02/23/12 10:55 PM
Surr: 1,2-Dichloroethane-d4	104		70-130	%REC	20	02/23/12 10:55 PM
Surr: 4-Bromofluorobenzene	95.8		70-130	%REC	20	02/23/12 10:55 PM
Surr: Dibromofluoromethane	99.8		70-130	%REC	20	02/23/12 10:55 PM
Surr: Toluene-d8	98.9		70-130	%REC	20	02/23/12 10:55 PM

Note: See Qualifiers page for a list of qualifiers and their definitions.

ALS Group USA, Corp

Date: 29-Feb-12

Client: Weston Solutions, Inc

Project: 20405.016.001.17XX.00/ E Sandusky Co Dumps

Work Order: 1202544

Sample ID: GC-B01-S01-021612

Lab ID: 1202544-32

Collection Date: 02/16/12 03:15 PM

Matrix: TCLP EXTRACT

Analyses	Result	Qual	Report Limit	Units	Dilution Factor	Date Analyzed
TCLP HERBICIDES			SW8151		Prep Date: 02/23/12	Analyst: JD
2,4,5-TP (Silvex)	ND		0.0050	mg/L	1	02/24/12 12:26 PM
2,4-D	ND		0.0050	mg/L	1	02/24/12 12:26 PM
Surr: DCAA	64.2		30-150	%REC	1	02/24/12 12:26 PM
TCLP PESTICIDES			SW8081		Prep Date: 02/24/12	Analyst: JD
Chlordane, Technical	ND		0.0050	mg/L	1	02/26/12 12:25 AM
Endrin	ND		0.00050	mg/L	1	02/26/12 12:25 AM
gamma-BHC (Lindane)	ND		0.00025	mg/L	1	02/26/12 12:25 AM
Heptachlor	ND		0.00025	mg/L	1	02/26/12 12:25 AM
Methoxychlor	ND		0.0025	mg/L	1	02/26/12 12:25 AM
Toxaphene	ND		0.020	mg/L	1	02/26/12 12:25 AM
Surr: Decachlorobiphenyl	70.0		30-135	%REC	1	02/26/12 12:25 AM
Surr: Tetrachloro-m-xylene	71.0		25-140	%REC	1	02/26/12 12:25 AM
TCLP MERCURY BY CVAA			SW7470A		Prep Date: 02/22/12	Analyst: LR
Mercury	ND		0.0020	mg/L	1	02/22/12 03:08 PM
TCLP METALS ANALYSIS BY ICP-MS			SW6020A		Prep Date: 02/23/12	Analyst: RH
Arsenic	ND		0.010	mg/L	1	02/24/12 05:58 AM
Barium	0.85		0.050	mg/L	1	02/24/12 05:58 AM
Cadmium	0.011		0.0020	mg/L	1	02/24/12 05:58 AM
Chromium	ND		0.020	mg/L	1	02/24/12 05:58 AM
Lead	0.17		0.010	mg/L	1	02/24/12 05:58 AM
Selenium	ND		0.020	mg/L	1	02/24/12 05:58 AM
Silver	ND		0.0050	mg/L	1	02/24/12 05:58 AM
TCLP SEMI-VOLATILE ORGANICS			SW8270		Prep Date: 02/23/12	Analyst: HL
1,4-Dichlorobenzene	ND		0.10	mg/L	1	02/24/12 08:26 PM
2,4,5-Trichlorophenol	ND		0.10	mg/L	1	02/24/12 08:26 PM
2,4,6-Trichlorophenol	ND		0.10	mg/L	1	02/24/12 08:26 PM
2,4-Dinitrotoluene	ND		0.10	mg/L	1	02/24/12 08:26 PM
Hexachloro-1,3-butadiene	ND		0.10	mg/L	1	02/24/12 08:26 PM
Hexachlorobenzene	ND		0.10	mg/L	1	02/24/12 08:26 PM
Hexachloroethane	ND		0.10	mg/L	1	02/24/12 08:26 PM
m-Cresol	ND		0.10	mg/L	1	02/24/12 08:26 PM
Nitrobenzene	ND		0.10	mg/L	1	02/24/12 08:26 PM
o-Cresol	ND		0.10	mg/L	1	02/24/12 08:26 PM
p-Cresol	ND		0.10	mg/L	1	02/24/12 08:26 PM
Pentachlorophenol	ND		0.40	mg/L	1	02/24/12 08:26 PM
Pyridine	ND		0.40	mg/L	1	02/24/12 08:26 PM
Surr: 2,4,6-Tribromophenol	78.2		21-125	%REC	1	02/24/12 08:26 PM

Note: See Qualifiers page for a list of qualifiers and their definitions.

24
3/13/12

ALS Group USA, Corp

Date: 29-Feb-12

Client: Weston Solutions, Inc

Project: 20405.016.001.17XX.00/ E Sandusky Co Dumps

Work Order: 1202544

Sample ID: GC-B01-S01-021612

Lab ID: 1202544-32

Collection Date: 02/16/12 03:15 PM

Matrix: TCLP EXTRACT

Analyses	Result	Qual	Report Limit	Units	Dilution Factor	Date Analyzed
<i>Surr: 2-Fluorobiphenyl</i>	72.8		39-94	%REC	1	02/24/12 08:26 PM
<i>Surr: 2-Fluorophenol</i>	47.2		10-75	%REC	1	02/24/12 08:26 PM
<i>Surr: 4-Terphenyl-d14</i>	55.3		26-119	%REC	1	02/24/12 08:26 PM
<i>Surr: Nitrobenzene-d5</i>	76.7		41-104	%REC	1	02/24/12 08:26 PM
<i>Surr: Phenol-d6</i>	30.3		11-50	%REC	1	02/24/12 08:26 PM
TCLP VOLATILE ORGANICS			SW8260		Prep Date: 02/20/12	Analyst: BG
1,1-Dichloroethene	ND		0.020	mg/L	20	02/21/12 10:22 PM
1,2-Dichloroethane	ND		0.020	mg/L	20	02/21/12 10:22 PM
2-Butanone	ND		0.20	mg/L	20	02/21/12 10:22 PM
Benzene	ND		0.020	mg/L	20	02/21/12 10:22 PM
Carbon tetrachloride	ND		0.020	mg/L	20	02/21/12 10:22 PM
Chlorobenzene	ND		0.020	mg/L	20	02/21/12 10:22 PM
Chloroform	ND		0.020	mg/L	20	02/21/12 10:22 PM
Tetrachloroethene	ND		0.020	mg/L	20	02/21/12 10:22 PM
Trichloroethene	ND		0.020	mg/L	20	02/21/12 10:22 PM
Vinyl chloride	ND		0.020	mg/L	20	02/21/12 10:22 PM
<i>Surr: 1,2-Dichloroethane-d4</i>	97.6		70-130	%REC	20	02/21/12 10:22 PM
<i>Surr: 4-Bromofluorobenzene</i>	99.7		70-130	%REC	20	02/21/12 10:22 PM
<i>Surr: Dibromofluoromethane</i>	96.3		70-130	%REC	20	02/21/12 10:22 PM
<i>Surr: Toluene-d8</i>	101		70-130	%REC	20	02/21/12 10:22 PM

Note: See Qualifiers page for a list of qualifiers and their definitions.

ALS Group USA, Corp

Date: 29-Feb-12

Client: Weston Solutions, Inc

Project: 20405.016.001.17XX.00/ E Sandusky Co Dumps

Work Order: 1202544

Sample ID: GC-B01-S01-021612-DP

Lab ID: 1202544-33

Collection Date: 02/16/12 03:15 PM

Matrix: TCLP EXTRACT

Analyses	Result	Qual	Report Limit	Units	Dilution Factor	Date Analyzed
TCLP HERBICIDES			SW8151		Prep Date: 02/23/12	Analyst: JD
2,4,5-TP (Silvex)	ND		0.0050	mg/L	1	02/24/12 12:26 PM
2,4-D	ND		0.0050	mg/L	1	02/24/12 12:26 PM
Surr: DCAA	73.4		30-150	%REC	1	02/24/12 12:26 PM
TCLP PESTICIDES			SW8081		Prep Date: 02/23/12	Analyst: JD
Chlordane, Technical	ND		0.0050	mg/L	1	02/25/12 08:57 PM
Endrin	ND		0.00050	mg/L	1	02/25/12 08:57 PM
gamma-BHC (Lindane)	ND		0.00025	mg/L	1	02/25/12 08:57 PM
Heptachlor	ND		0.00025	mg/L	1	02/25/12 08:57 PM
Methoxychlor	ND		0.0025	mg/L	1	02/25/12 08:57 PM
Toxaphene	ND		0.020	mg/L	1	02/25/12 08:57 PM
Surr: Decachlorobiphenyl	65.0		30-135	%REC	1	02/25/12 08:57 PM
Surr: Tetrachloro-m-xylene	72.0		25-140	%REC	1	02/25/12 08:57 PM
TCLP MERCURY BY CVAA			SW7470A		Prep Date: 02/22/12	Analyst: LR
Mercury	ND		0.0020	mg/L	1	02/22/12 03:32 PM
TCLP METALS ANALYSIS BY ICP-MS			SW6020A		Prep Date: 02/23/12	Analyst: RH
Arsenic	ND		0.010	mg/L	1	02/24/12 06:22 AM
Barium	0.67		0.050	mg/L	1	02/24/12 06:22 AM
Cadmium	0.0096		0.0020	mg/L	1	02/24/12 06:22 AM
Chromium	ND		0.020	mg/L	1	02/24/12 06:22 AM
Lead	0.13		0.010	mg/L	1	02/24/12 06:22 AM
Selenium	ND		0.020	mg/L	1	02/24/12 06:22 AM
Silver	ND		0.0050	mg/L	1	02/24/12 06:22 AM
TCLP SEMI-VOLATILE ORGANICS			SW8270		Prep Date: 02/23/12	Analyst: HL
1,4-Dichlorobenzene	ND		0.10	mg/L	1	02/24/12 11:33 PM
2,4,5-Trichlorophenol	ND		0.10	mg/L	1	02/24/12 11:33 PM
2,4,6-Trichlorophenol	ND		0.10	mg/L	1	02/24/12 11:33 PM
2,4-Dinitrotoluene	ND		0.10	mg/L	1	02/24/12 11:33 PM
Hexachloro-1,3-butadiene	ND		0.10	mg/L	1	02/24/12 11:33 PM
Hexachlorobenzene	ND		0.10	mg/L	1	02/24/12 11:33 PM
Hexachloroethane	ND		0.10	mg/L	1	02/24/12 11:33 PM
m-Cresol	ND		0.10	mg/L	1	02/24/12 11:33 PM
Nitrobenzene	ND		0.10	mg/L	1	02/24/12 11:33 PM
o-Cresol	ND		0.10	mg/L	1	02/24/12 11:33 PM
p-Cresol	ND		0.10	mg/L	1	02/24/12 11:33 PM
Pentachlorophenol	ND		0.40	mg/L	1	02/24/12 11:33 PM
Pyridine	ND		0.40	mg/L	1	02/24/12 11:33 PM
Surr: 2,4,6-Tribromophenol	82.5		21-125	%REC	1	02/24/12 11:33 PM

Note: See Qualifiers page for a list of qualifiers and their definitions.

ALS Group USA, Corp

Date: 29-Feb-12

Client: Weston Solutions, Inc

Project: 20405.016.001.17XX.00/ E Sandusky Co Dumps

Work Order: 1202544

Sample ID: GC-B01-S01-021612-DP

Lab ID: 1202544-33

Collection Date: 02/16/12 03:15 PM

Matrix: TCLP EXTRACT

Analyses	Result	Qual	Report Limit	Units	Dilution Factor	Date Analyzed
Surr: 2-Fluorobiphenyl	70.5		39-94	%REC	1	02/24/12 11:33 PM
Surr: 2-Fluorophenol	56.7		10-75	%REC	1	02/24/12 11:33 PM
Surr: 4-Terphenyl-d14	76.8		26-119	%REC	1	02/24/12 11:33 PM
Surr: Nitrobenzene-d5	75.1		41-104	%REC	1	02/24/12 11:33 PM
Surr: Phenol-d6	34.2		11-50	%REC	1	02/24/12 11:33 PM

TCLP VOLATILE ORGANICS

SW8260

Prep Date: 02/20/12

Analyst: BG

1,1-Dichloroethene	ND		0.020	mg/L	20	02/24/12 04:06 AM
1,2-Dichloroethane	ND		0.020	mg/L	20	02/24/12 04:06 AM
2-Butanone	ND		0.20	mg/L	20	02/24/12 04:06 AM
Benzene	ND		0.020	mg/L	20	02/24/12 04:06 AM
Carbon tetrachloride	ND		0.020	mg/L	20	02/24/12 04:06 AM
Chlorobenzene	ND		0.020	mg/L	20	02/24/12 04:06 AM
Chloroform	ND		0.020	mg/L	20	02/24/12 04:06 AM
Tetrachloroethene	ND		0.020	mg/L	20	02/24/12 04:06 AM
Trichloroethene	ND		0.020	mg/L	20	02/24/12 04:06 AM
Vinyl chloride	ND		0.020	mg/L	20	02/24/12 04:06 AM
Surr: 1,2-Dichloroethane-d4	103		70-130	%REC	20	02/24/12 04:06 AM
Surr: 4-Bromofluorobenzene	95.3		70-130	%REC	20	02/24/12 04:06 AM
Surr: Dibromofluoromethane	102		70-130	%REC	20	02/24/12 04:06 AM
Surr: Toluene-d8	97.5		70-130	%REC	20	02/24/12 04:06 AM

Note: See Qualifiers page for a list of qualifiers and their definitions.

ALS Group USA, Corp

Date: 29-Feb-12

Client: Weston Solutions, Inc

Project: 20405.016.001.17XX.00/ E Sandusky Co Dumps

Work Order: 1202544

Sample ID: GC-B02-S01-021612

Lab ID: 1202544-34

Collection Date: 02/16/12 04:40 PM

Matrix: TCLP EXTRACT

Analyses	Result	Qual	Report Limit	Units	Dilution Factor	Date Analyzed
TCLP HERBICIDES			SW8151		Prep Date: 02/23/12	Analyst: JD
2,4,5-TP (Silvex)	ND		0.0050	mg/L	1	02/24/12 12:26 PM
2,4-D	ND		0.0050	mg/L	1	02/24/12 12:26 PM
Surr: DCAA	60.8		30-150	%REC	1	02/24/12 12:26 PM
TCLP PESTICIDES			SW8081		Prep Date: 02/23/12	Analyst: JD
Chlordane, Technical	ND		0.0050	mg/L	1	02/25/12 09:12 PM
Endrin	ND		0.00050	mg/L	1	02/25/12 09:12 PM
gamma-BHC (Lindane)	ND		0.00025	mg/L	1	02/25/12 09:12 PM
Heptachlor	ND		0.00025	mg/L	1	02/25/12 09:12 PM
Methoxychlor	ND		0.0025	mg/L	1	02/25/12 09:12 PM
Toxaphene	ND		0.020	mg/L	1	02/25/12 09:12 PM
Surr: Decachlorobiphenyl	70.0		30-135	%REC	1	02/25/12 09:12 PM
Surr: Tetrachloro-m-xylene	68.0		25-140	%REC	1	02/25/12 09:12 PM
TCLP MERCURY BY CVAA			SW7470A		Prep Date: 02/22/12	Analyst: LR
Mercury	ND		0.0020	mg/L	1	02/22/12 03:35 PM
TCLP METALS ANALYSIS BY ICP-MS			SW6020A		Prep Date: 02/23/12	Analyst: RH
Arsenic	0.010		0.010	mg/L	1	02/24/12 06:26 AM
Barium	0.90		0.050	mg/L	1	02/24/12 06:26 AM
Cadmium	ND		0.0020	mg/L	1	02/24/12 06:26 AM
Chromium	ND		0.020	mg/L	1	02/24/12 06:26 AM
Lead	0.016		0.010	mg/L	1	02/24/12 06:26 AM
Selenium	ND		0.020	mg/L	1	02/24/12 06:26 AM
Silver	ND		0.0050	mg/L	1	02/24/12 06:26 AM
TCLP SEMI-VOLATILE ORGANICS			SW8270		Prep Date: 02/23/12	Analyst: HL
1,4-Dichlorobenzene	ND		0.10	mg/L	1	02/24/12 11:59 PM
2,4,5-Trichlorophenol	ND		0.10	mg/L	1	02/24/12 11:59 PM
2,4,6-Trichlorophenol	ND		0.10	mg/L	1	02/24/12 11:59 PM
2,4-Dinitrotoluene	ND		0.10	mg/L	1	02/24/12 11:59 PM
Hexachloro-1,3-butadiene	ND		0.10	mg/L	1	02/24/12 11:59 PM
Hexachlorobenzene	ND		0.10	mg/L	1	02/24/12 11:59 PM
Hexachloroethane	ND		0.10	mg/L	1	02/24/12 11:59 PM
m-Cresol	ND		0.10	mg/L	1	02/24/12 11:59 PM
Nitrobenzene	ND		0.10	mg/L	1	02/24/12 11:59 PM
o-Cresol	ND		0.10	mg/L	1	02/24/12 11:59 PM
p-Cresol	ND		0.10	mg/L	1	02/24/12 11:59 PM
Pentachlorophenol	ND		0.40	mg/L	1	02/24/12 11:59 PM
Pyridine	ND		0.40	mg/L	1	02/24/12 11:59 PM
Surr: 2,4,6-Tribromophenol	77.7		21-125	%REC	1	02/24/12 11:59 PM

Note: See Qualifiers page for a list of qualifiers and their definitions.

ALS Group USA, Corp

Date: 29-Feb-12

Client: Weston Solutions, Inc

Project: 20405.016.001.17XX.00/ E Sandusky Co Dumps

Work Order: 1202544

Sample ID: GC-B02-S01-021612

Lab ID: 1202544-34

Collection Date: 02/16/12 04:40 PM

Matrix: TCLP EXTRACT

Analyses	Result	Qual	Report Limit	Units	Dilution Factor	Date Analyzed
<i>Surr: 2-Fluorobiphenyl</i>	68.8		39-94	%REC	1	02/24/12 11:59 PM
<i>Surr: 2-Fluorophenol</i>	55.2		10-75	%REC	1	02/24/12 11:59 PM
<i>Surr: 4-Terphenyl-d14</i>	76.0		26-119	%REC	1	02/24/12 11:59 PM
<i>Surr: Nitrobenzene-d5</i>	73.1		41-104	%REC	1	02/24/12 11:59 PM
<i>Surr: Phenol-d6</i>	33.0		11-50	%REC	1	02/24/12 11:59 PM
TCLP VOLATILE ORGANICS			SW8260		Prep Date: 02/20/12	Analyst: BG
1,1-Dichloroethene	ND		0.020	mg/L	20	02/24/12 04:30 AM
1,2-Dichloroethane	ND		0.020	mg/L	20	02/24/12 04:30 AM
2-Butanone	ND		0.20	mg/L	20	02/24/12 04:30 AM
Benzene	ND		0.020	mg/L	20	02/24/12 04:30 AM
Carbon tetrachloride	ND		0.020	mg/L	20	02/24/12 04:30 AM
Chlorobenzene	ND		0.020	mg/L	20	02/24/12 04:30 AM
Chloroform	ND		0.020	mg/L	20	02/24/12 04:30 AM
Tetrachloroethene	ND		0.020	mg/L	20	02/24/12 04:30 AM
Trichloroethene	ND		0.020	mg/L	20	02/24/12 04:30 AM
Vinyl chloride	ND		0.020	mg/L	20	02/24/12 04:30 AM
<i>Surr: 1,2-Dichloroethane-d4</i>	106		70-130	%REC	20	02/24/12 04:30 AM
<i>Surr: 4-Bromofluorobenzene</i>	95.3		70-130	%REC	20	02/24/12 04:30 AM
<i>Surr: Dibromofluoromethane</i>	102		70-130	%REC	20	02/24/12 04:30 AM
<i>Surr: Toluene-d8</i>	97.2		70-130	%REC	20	02/24/12 04:30 AM

Note: See Qualifiers page for a list of qualifiers and their definitions.

ALS Group USA, Corp

Date: 29-Feb-12

Client: Weston Solutions, Inc

Project: 20405.016.001.17XX.00/ E Sandusky Co Dumps

Work Order: 1202544

Sample ID: Trip Blank CLR #1

Lab ID: 1202544-35

Collection Date: 02/15/12

Matrix: SOIL

Analyses	Result	Qual	Report Limit	Units	Dilution Factor	Date Analyzed
VOLATILE ORGANIC COMPOUNDS			SW8260			Analyst: BG
1,1,1-Trichloroethane	ND		0.050	mg/Kg	50	02/21/12 03:23 AM
1,1,2,2-Tetrachloroethane	ND		0.10	mg/Kg	50	02/21/12 03:23 AM
1,1,2-Trichloroethane	ND		0.10	mg/Kg	50	02/21/12 03:23 AM
1,1,2-Trichlorotrifluoroethane	ND		0.050	mg/Kg	50	02/21/12 03:23 AM
1,1-Dichloroethane	ND		0.050	mg/Kg	50	02/21/12 03:23 AM
1,1-Dichloroethene	ND		0.050	mg/Kg	50	02/21/12 03:23 AM
1,2,4-Trichlorobenzene	ND		0.050	mg/Kg	50	02/21/12 03:23 AM
1,2-Dibromo-3-chloropropane	ND		0.10	mg/Kg	50	02/21/12 03:23 AM
1,2-Dibromoethane	ND		0.075	mg/Kg	50	02/21/12 03:23 AM
1,2-Dichlorobenzene	ND		0.050	mg/Kg	50	02/21/12 03:23 AM
1,2-Dichloroethane	ND		0.050	mg/Kg	50	02/21/12 03:23 AM
1,2-Dichloropropane	ND		0.18	mg/Kg	50	02/21/12 03:23 AM
1,3-Dichlorobenzene	ND		0.050	mg/Kg	50	02/21/12 03:23 AM
1,4-Dichlorobenzene	ND		0.050	mg/Kg	50	02/21/12 03:23 AM
2-Butanone	ND		0.38	mg/Kg	50	02/21/12 03:23 AM
2-Hexanone	ND		0.25	mg/Kg	50	02/21/12 03:23 AM
4-Methyl-2-pentanone	ND		0.25	mg/Kg	50	02/21/12 03:23 AM
Acetone	ND		0.22	mg/Kg	50	02/21/12 03:23 AM
Benzene	ND		0.050	mg/Kg	50	02/21/12 03:23 AM
Bromodichloromethane	ND		0.075	mg/Kg	50	02/21/12 03:23 AM
Bromoform	ND		0.050	mg/Kg	50	02/21/12 03:23 AM
Bromomethane	ND		0.075	mg/Kg	50	02/21/12 03:23 AM
Carbon disulfide	ND		0.075	mg/Kg	50	02/21/12 03:23 AM
Carbon tetrachloride	ND		0.050	mg/Kg	50	02/21/12 03:23 AM
Chlorobenzene	ND		0.075	mg/Kg	50	02/21/12 03:23 AM
Chloroethane	ND		0.15	mg/Kg	50	02/21/12 03:23 AM
Chloroform	ND		0.050	mg/Kg	50	02/21/12 03:23 AM
Chloromethane	ND		0.15	mg/Kg	50	02/21/12 03:23 AM
cis-1,2-Dichloroethene	ND		0.10	mg/Kg	50	02/21/12 03:23 AM
cis-1,3-Dichloropropene	ND		0.050	mg/Kg	50	02/21/12 03:23 AM
Cyclohexane	ND		0.050	mg/Kg	50	02/21/12 03:23 AM
Dibromochloromethane	ND		0.10	mg/Kg	50	02/21/12 03:23 AM
Dichlorodifluoromethane	ND		0.050	mg/Kg	50	02/21/12 03:23 AM
Ethylbenzene	ND		0.10	mg/Kg	50	02/21/12 03:23 AM
Isopropylbenzene	ND		0.050	mg/Kg	50	02/21/12 03:23 AM
Methyl acetate	ND		0.10	mg/Kg	50	02/21/12 03:23 AM
Methyl tert-butyl ether	ND		0.075	mg/Kg	50	02/21/12 03:23 AM
Methylcyclohexane	ND		1.0	mg/Kg	50	02/21/12 03:23 AM
Methylene chloride	ND		0.10	mg/Kg	50	02/21/12 03:23 AM

Note: See Qualifiers page for a list of qualifiers and their definitions.

ALS Group USA, Corp

Date: 29-Feb-12

Client: Weston Solutions, Inc

Project: 20405.016.001.17XX.00/ E Sandusky Co Dumps

Work Order: 1202544

Sample ID: Trip Blank CLR #1

Lab ID: 1202544-35

Collection Date: 02/15/12

Matrix: SOIL

Analyses	Result	Qual	Report Limit	Units	Dilution Factor	Date Analyzed
Styrene	ND		0.075	mg/Kg	50	02/21/12 03:23 AM
Tetrachloroethene	ND		0.050	mg/Kg	50	02/21/12 03:23 AM
Toluene	ND		0.075	mg/Kg	50	02/21/12 03:23 AM
trans-1,2-Dichloroethene	ND		0.050	mg/Kg	50	02/21/12 03:23 AM
trans-1,3-Dichloropropene	ND		0.075	mg/Kg	50	02/21/12 03:23 AM
Trichloroethene	ND		0.050	mg/Kg	50	02/21/12 03:23 AM
Trichlorofluoromethane	ND		0.050	mg/Kg	50	02/21/12 03:23 AM
Vinyl chloride	ND		0.10	mg/Kg	50	02/21/12 03:23 AM
Xylenes, Total	ND		0.15	mg/Kg	50	02/21/12 03:23 AM
Surr: 1,2-Dichloroethane-d4	98.0		70-120	%REC	50	02/21/12 03:23 AM
Surr: 4-Bromofluorobenzene	99.1		75-120	%REC	50	02/21/12 03:23 AM
Surr: Dibromofluoromethane	91.8		85-115	%REC	50	02/21/12 03:23 AM
Surr: Toluene-d8	102		85-115	%REC	50	02/21/12 03:23 AM

Note: See Qualifiers page for a list of qualifiers and their definitions.

ALS Group USA, Corp

Date: 29-Feb-12

Client: Weston Solutions, Inc

Project: 20405.016.001.17XX.00/ E Sandusky Co Dumps

Work Order: 1202544

Sample ID: Trip Blank CLR #2

Lab ID: 1202544-36

Collection Date: 02/16/12

Matrix: SOIL

Analyses	Result	Qual	Report Limit	Units	Dilution Factor	Date Analyzed
VOLATILE ORGANIC COMPOUNDS			SW8260			Analyst: RS
1,1,1-Trichloroethane	ND		0.050	mg/Kg	50	02/23/12 08:07 PM
1,1,2,2-Tetrachloroethane	ND		0.10	mg/Kg	50	02/23/12 08:07 PM
1,1,2-Trichloroethane	ND		0.10	mg/Kg	50	02/23/12 08:07 PM
1,1,2-Trichlorotrifluoroethane	ND		0.050	mg/Kg	50	02/23/12 08:07 PM
1,1-Dichloroethane	ND		0.050	mg/Kg	50	02/23/12 08:07 PM
1,1-Dichloroethene	ND		0.050	mg/Kg	50	02/23/12 08:07 PM
1,2,4-Trichlorobenzene	ND		0.050	mg/Kg	50	02/23/12 08:07 PM
1,2-Dibromo-3-chloropropane	ND		0.10	mg/Kg	50	02/23/12 08:07 PM
1,2-Dibromoethane	ND		0.075	mg/Kg	50	02/23/12 08:07 PM
1,2-Dichlorobenzene	ND		0.050	mg/Kg	50	02/23/12 08:07 PM
1,2-Dichloroethane	ND		0.050	mg/Kg	50	02/23/12 08:07 PM
1,2-Dichloropropane	ND		0.18	mg/Kg	50	02/23/12 08:07 PM
1,3-Dichlorobenzene	ND		0.050	mg/Kg	50	02/23/12 08:07 PM
1,4-Dichlorobenzene	ND		0.050	mg/Kg	50	02/23/12 08:07 PM
2-Butanone	ND		0.38	mg/Kg	50	02/23/12 08:07 PM
2-Hexanone	ND		0.25	mg/Kg	50	02/23/12 08:07 PM
4-Methyl-2-pentanone	ND		0.25	mg/Kg	50	02/23/12 08:07 PM
Acetone	ND		0.22	mg/Kg	50	02/23/12 08:07 PM
Benzene	ND		0.050	mg/Kg	50	02/23/12 08:07 PM
Bromodichloromethane	ND		0.075	mg/Kg	50	02/23/12 08:07 PM
Bromoform	ND		0.050	mg/Kg	50	02/23/12 08:07 PM
Bromomethane	ND		0.075	mg/Kg	50	02/23/12 08:07 PM
Carbon disulfide	ND		0.075	mg/Kg	50	02/23/12 08:07 PM
Carbon tetrachloride	ND		0.050	mg/Kg	50	02/23/12 08:07 PM
Chlorobenzene	ND		0.075	mg/Kg	50	02/23/12 08:07 PM
Chloroethane	ND		0.15	mg/Kg	50	02/23/12 08:07 PM
Chloroform	ND		0.050	mg/Kg	50	02/23/12 08:07 PM
Chloromethane	ND		0.15	mg/Kg	50	02/23/12 08:07 PM
cis-1,2-Dichloroethene	ND		0.10	mg/Kg	50	02/23/12 08:07 PM
cis-1,3-Dichloropropene	ND		0.050	mg/Kg	50	02/23/12 08:07 PM
Cyclohexane	ND		0.050	mg/Kg	50	02/23/12 08:07 PM
Dibromochloromethane	ND		0.10	mg/Kg	50	02/23/12 08:07 PM
Dichlorodifluoromethane	ND		0.050	mg/Kg	50	02/23/12 08:07 PM
Ethylbenzene	ND		0.10	mg/Kg	50	02/23/12 08:07 PM
Isopropylbenzene	ND		0.050	mg/Kg	50	02/23/12 08:07 PM
Methyl acetate	ND		0.55	mg/Kg	50	02/23/12 08:07 PM
Methyl tert-butyl ether	ND		0.075	mg/Kg	50	02/23/12 08:07 PM
Methylcyclohexane	ND		1.0	mg/Kg	50	02/23/12 08:07 PM
Methylene chloride	ND		0.10	mg/Kg	50	02/23/12 08:07 PM

Note: See Qualifiers page for a list of qualifiers and their definitions.

ALS Group USA, Corp

Date: 29-Feb-12

Client: Weston Solutions, Inc

Project: 20405.016.001.17XX.00/ E Sandusky Co Dumps

Work Order: 1202544

Sample ID: Trip Blank CLR #2

Lab ID: 1202544-36

Collection Date: 02/16/12

Matrix: SOIL

Analyses	Result	Qual	Report Limit	Units	Dilution Factor	Date Analyzed
Styrene	ND		0.075	mg/Kg	50	02/23/12 08:07 PM
Tetrachloroethene	ND		0.050	mg/Kg	50	02/23/12 08:07 PM
Toluene	ND		0.075	mg/Kg	50	02/23/12 08:07 PM
trans-1,2-Dichloroethene	ND		0.050	mg/Kg	50	02/23/12 08:07 PM
trans-1,3-Dichloropropene	ND		0.075	mg/Kg	50	02/23/12 08:07 PM
Trichloroethene	ND		0.050	mg/Kg	50	02/23/12 08:07 PM
Trichlorofluoromethane	ND		0.050	mg/Kg	50	02/23/12 08:07 PM
Vinyl chloride	ND		0.10	mg/Kg	50	02/23/12 08:07 PM
Xylenes, Total	ND		0.15	mg/Kg	50	02/23/12 08:07 PM
Surr: 1,2-Dichloroethane-d4	106		70-120	%REC	50	02/23/12 08:07 PM
Surr: 4-Bromofluorobenzene	91.9		75-120	%REC	50	02/23/12 08:07 PM
Surr: Dibromofluoromethane	98.9		85-115	%REC	50	02/23/12 08:07 PM
Surr: Toluene-d8	99.7		85-115	%REC	50	02/23/12 08:07 PM

Note: See Qualifiers page for a list of qualifiers and their definitions.