

Office of Enforcement and Compliance Assurance (2201A)
Washington, DC 20460

EPA 305-R-08-001
July 2008

Table of Contents

National Summary of Public Water Systems Compliance in 2005

Introduction	1
What Information is in This Report?	2
Findings	4
Public Water System Sizes and Types	4
Overall Compliance Picture	4
Health-Based Drinking Water Standards	4
Monitoring and Reporting Drinking Water Standards	5
Community Water Systems	7
Non-Community Water Systems	7
How Does EPA Help PWS Comply With Requirements?	7
What Happens to Systems that Violate the Requirements?	8
What is the Quality of the Data EPA Uses For This Report?	9
What is EPA Doing to Improve Data Quality?	9
How Does EPA Evaluate State Reports?	10
Conclusions And Recommendations	11
Comparison of 2004 and 2005 Data	11
TCR and Chemical Violations	11
Implementation of Prior Year Recommendations	11
2005 Report Recommendations	12

National Summary of Compliance for Public Water Systems in Indian Country in 2005

Introduction	15
Public Water Systems In Indian Country	15
Public Water Systems In Alaska And Oklahoma	15
Data Quality	15
Findings	15
Compliance Assistance And Enforcement	17
Financial Assistance	18
Conclusions And Recommendations	18

Appendix A

Glossary of Terms	A-1
-------------------------	-----

Appendix B

Summaries of State Annual Compliance Reports	B-1
--	-----

Appendix C

Map of Indian Lands	C-1
---------------------------	-----

List of Tables

Table A-1: Significant Monitoring Violations for Annual State Public Water System Reports	A-4
Table A-2: Summary of Drinking Water Regulations for Public Water Systems During 2005	A-5
Table B-1: Summary of Elements Reported by States	B-5

National Summary of Public Water Systems Compliance in 2005

INTRODUCTION

The National Public Water Systems Compliance Report for 2005 describes how the Environmental Protection Agency (EPA) and its state and tribal partners are meeting the goal of ensuring that Americans receive safe drinking water from public water systems.

Some of the ways that EPA measures attaining this goal is to track the number of public water systems that may not be meeting health-based drinking water standards, or monitoring and reporting requirements.

In 2005, the primacy agencies did not report a violation of a health-based drinking water standard for 93% of America's public water systems.

EPA prepares a National Public Water Systems

Public Water Systems

A Public Water System (PWS) is a system that provides water for human consumption, if such system has at least 15 service connections or regularly serves at least 25 individuals at least 60 days out of the year. A public water system can be one of three types:

- **Community Systems (CWS)** serve at least 15 service connections (which may include factories, schools, or places of housing that are on the same distribution system as residences) used by year-round residences or regularly serve at least 25 year-round residents.
- **Non-transient Non-community Systems (NTNCWS)** serve at least 25 of the same persons over six months per year not at their residence (e.g., schools or factories that have their own water source).
- **Transient Non-community Systems (TNCWS)** serve at least 25 persons (but not the same 25) over six months per year not at their residence (e.g., campgrounds or highway rest stops that

Compliance Report for every calendar year. This report uses calendar year, which is from January through December, while other reports or databases may use the fiscal year which is from October through September. The report is an annual summary of reported violations at the nation's public water systems. This report also discusses the data we use to measure our success and the progress we are making in our efforts to increase data reliability and completeness. The report also summarizes and evaluates annual reports prepared by the states.¹

The first part of this report provides a national picture of the public water system compliance using data from the Safe Drinking Water Information System/Federal Version (SDWIS). SDWIS is the national database where states and tribes with primacy report annually to EPA violations of the maximum contaminant levels, treatment techniques, significant monitoring and reporting, significant consumer notification, variance and/or exemptions. EPA aggregates these reported violations at all public water systems in states, commonwealths, territories and in Indian country to present a national summary of violations, and then presents summaries of significant monitoring and reporting violations, significant public notification violations, and violations of health-based standards at the different kinds of public water systems.

The second part of this report presents information on public water systems in Indian country. A glossary of terms used in this report appears in Appendix A.

Summaries and evaluations of completeness of the states' annual public water systems reports for 2005 are presented in Appendix B.

¹ The term “state” includes 57 states, commonwealths, and territories that have been approved to implement the drinking water program within their jurisdiction. It also includes the Navajo Nation, which received EPA approval to implement its drinking water program on December 6, 2000. Federal approval to implement the drinking water program is called primary enforcement authority, or “primacy.” During calendar year 2005, EPA directly implemented the drinking water program in Wyoming, the District of Columbia, and throughout most of Indian country other than the Navajo Nation. EPA is responsible for reporting violations in areas where the Agency directly implements the program.

How Does The Public Find Out If Its Drinking Water Is Safe?

Information Sent to Customers:

Consumer Confidence Report — (http://www.epa.gov/ogwdw/ccr/pdfs/qrg_ccr_2004.pdf) Every community water system is required to produce a yearly report identifying the contaminants detected in its water and the risks of exposure to those contaminants. The annual water quality report or consumer confidence report (CCR) provides customers with a more complete picture of drinking water quality and systems operations. The annual CCR tells customers what is in their water, where it comes from, and where they can obtain additional information. Large systems are required to mail the report to their customers. While medium systems and small systems are required to produce the report, these systems may obtain a waiver from the mailing requirement. Very small systems are only required to print the report in the local newspaper.

Public Notification Rule — (<http://www.epa.gov/safewater/publicnotification/index.html>) Public water systems must notify their customers if there has been a violation of drinking water standards. Public notification is intended to ensure that consumers will always know if there is a problem with their drinking water. Public water systems must notify the people who drink their water if the level of a contaminant in the water exceeds EPA, State, or tribal drinking water regulations, if there is a waterborne disease outbreak or any other situation that may pose a risk to the public health, if the water system fails to test its water as required, or if the system has a variance or exemption from the regulations. Depending on the severity of the situation water suppliers have 24 hours to one year to notify their customers. Public notification is provided in addition to the CCR.

Information on the Internet:

Safewater Web Site (<http://www.epa.gov/safewater>) — Provides information on the Safe Drinking Water Act, individual water systems, contaminants that may be in drinking water, and what individuals can do to help protect sources of their drinking water.

Additional Information:

Call the Community Water System — Billing statements should provide a number to call with questions.

State Public Water Systems Compliance Report — Each state’s annual report discusses the violations at its public water systems. Most state reports include a list of violating facilities.

National Public Water Systems Compliance Report (this report) — Summarizes all reported violations at America’s public water systems.

Safe Drinking Water Hotline (1-800-426-4791) — Answers questions about drinking water, lets callers order documents from EPA, and can refer callers to EPA experts if they need more information.

Envirofacts Web Site (<http://www.epa.gov/enviro>) — Allows the public to access EPA databases containing information on environmental activities that may affect air, water, and land anywhere in the United States.

WHAT INFORMATION IS IN THIS REPORT?

This report uses information from SDWIS/FED, the national database where EPA records information that the states are required to report about their public water systems. For the national public water system compliance reports, EPA examines SDWIS/FED records of violations of primary drinking water regulations that specify:

1) the maximum permissible level of a contaminant in water that is delivered to any user of a public water system (Maximum Contaminant Level or MCL); 2) techniques for treating water to make it safe; 3) monitoring and reporting requirements (how and when water must be tested and the results reported); and 4) significant user notification violations.

- While SDWIS/FED collects information on all

monitoring and reporting violations, only “significant”²-monitoring and reporting violations are counted in this report. A “significant” monitoring and reporting violation occurs, with rare exceptions, when no samples

are taken or no results are reported during a compliance period. Table A-1 provides a more detailed description of significant monitoring violations for the different rules.

² This report tabulates only “significant” monitoring and reporting and notification (e.g., CCR) violations. Table A-1 presents descriptions of significant monitoring violations for the different drinking water regulations.

- A significant user notification violation occurs when a community water system completely failed to provide to its users a required report. Significant user notification violations include violations of the Consumer Confidence Report Regulation and violations of the Public Notification Regulations.
- The information provided in the Consumer Confidence Report (CCR) will supplement public notification that water systems must provide to their customers upon discovering any violation of a contaminant standard. The CCR should not be the primary notification of potential health risk posed by drinking water, but will provide customers with a snapshot of the quality of their drinking water supply.
- Public notification helps to ensure that consumers receive timely information about problems with their drinking water. These public notification requirements have always been a part of the Safe Drinking Water Act.

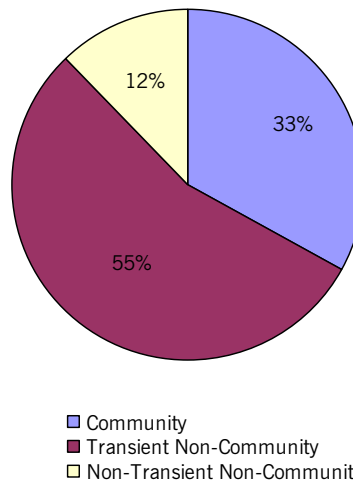
EPA routinely evaluates state programs by conducting data verification audits and triennial national data quality assessments. The most recent triennial review revealed that 81% of the apparent MCL/treatment technique violations and 29% of the apparent monitoring and reporting violations had been reported to SDWIS/FED. Since the reviews, EPA and the primacy agencies have worked towards the identification and resolution of any problems that may have produced data discrepancies in the past, and to prevent the occurrence of future problems. More discussions of data quality concerns, triennial reviews, and EPA's recommendations appear later in this report.

FINDINGS

Public Water System Sizes and Types

In 2005, 157,857 public water systems together served over 303 million users. The actual number of individuals served was smaller, because millions of Americans drank water from, and were counted as users by, more than one public water system during the course of the year.

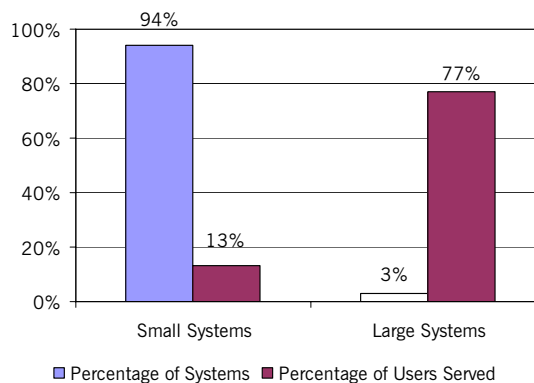
Percentage of Systems by Type



- 52,578 community water systems served almost 283 million people in their primary residences.
- 19,194 non-transient non-community systems (i.e., schools, factories) served over 6 million people in places they frequented.
- 86,085 transient non-community systems (i.e., campgrounds, highway rest stops) served a constantly changing user base of over 14 million people.

Most public water systems were small, but large systems served a majority of the people who drank water from a public water system.

Size vs. Users Served³



- 94% of America's public water systems (including nearly all of the transient non-community systems) served 3,300 or fewer users. Together, these 148,780 small systems provided service to only 13% of all users.

³ Because approximately 3% of public water systems are "medium" in size, i.e., serve between 3,301 and 10,000 users, and because

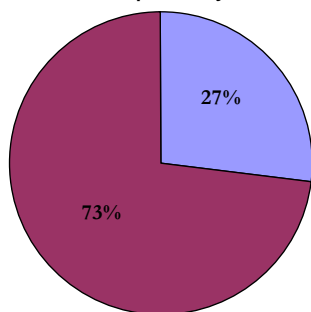
approximately 9% of the population is served by them, this report omits a separate discussion of “medium” systems.

- 3% of America's public water systems served more than 10,000 users. Together, these 4,102 large systems provided service to 77% of all users.

Overall Compliance Picture

Most Americans received drinking water from public water systems that recorded no significant violations in 2005.

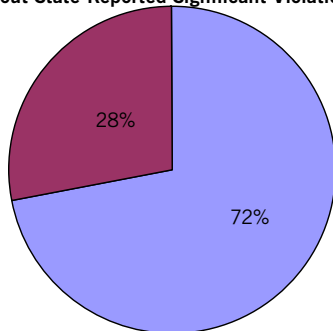
Drinking Water Systems without Significant Violations Reported by States



■ Violation of Some Kind
■ No Violation

For 73% of the public water systems in America, the states reported no health-based violation or significant monitoring and reporting violation. The states reported either a health-based violation, a significant monitoring and reporting violation, or a significant CCR violation at 42,445 public water systems in 2005.

Percentage of Population Served by Systems without State-Reported Significant Violations



■ Users Served by PWS without Reported Significant Violation
■ Users Served by PWS with Reported Significant Violation

72% of the population served by public water systems received drinking water from a system that did not have any state-reported violations of

a health-based standard, was not cited for a significant violation of a monitoring and reporting requirement, and issued a consumer confidence report, if required.

- There were 10,858 reported violations of the CCR Rule in 2005.

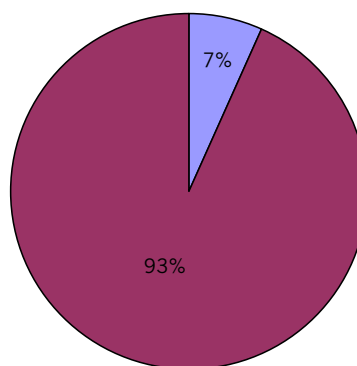
No violations of variances or exemptions were reported by the states to SDWIS/FED during 2005.

- Under Federal law, states can grant variances or exemptions to public water systems in limited circumstances allowing them to install alternative technology or giving them more time to meet a standard if public health is adequately protected in the interim. For the few public water systems that were operating under a variance or exemption in 2005, no states reported a violation of the variance or exemption.

Health-Based Drinking Water Standards

93% of America's public water systems, serving 90% of the users, did not have any reported violations of health-based drinking water standards in 2005.

PWS with No Health-Based Violations Reported by States

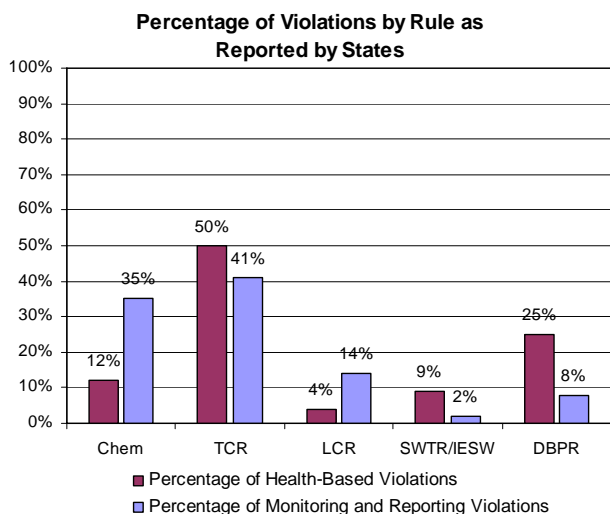


■ Systems with Reported Health-Based Violations
■ Systems with No Reported Health-Based Violations

The Maximum Contaminant Level for the Total Coliform Rule (TCR) is the health-based standard most frequently violated. SDWIS/FED recorded 18,411 violations of health-based standards in 2005. The increase in health-based violations reflects the increase in violations of the

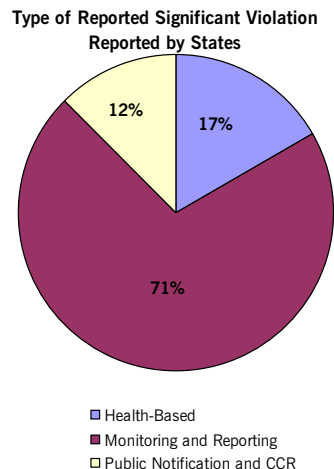
Disinfection By-Product Rule. The universe of PWS impacted by this rule recently expanded. Fifty percent (50%) of these violations were violations of the MCL for the Total Coliform Rule (TCR), which must be met by all types and sizes of public water systems.⁴

The least violated health-based standards were the treatment technique requirements for the Interim Enhanced Surface Water Treatment Rule (IESWTR) with just over two hundred violations reported in 2005. Only the largest public water systems are subject to the IESWTR.



Monitoring and Reporting Drinking Water Standards

71% of the 111,021 violations the states reported to SDWIS/FED in 2005 were for a public water system's significant failure to monitor and report, rather than a violation of a health-based standard.



- If a system did not monitor the quality of its water, it is impossible to know if it has violated a health-based requirement. For this reason, a system's significant failure to monitor and report is a major violation that must be addressed and corrected.
- 35% of the 78,873 significant monitoring and reporting violations reported by the states were violations of the requirements of the Chemical Contaminant Group. In 2005 the states reported 50% fewer Chemical Contaminant Group monitoring and reporting violations than in 2004. This is due to the cyclical pattern of the monitoring requirements of the Chemical Contaminant Group.
- 41% of the 78,873 significant monitoring and reporting violations reported by the states were violations of the requirements of the TCR. The states reported 2% more TCR monitoring and reporting violations than the previous year.

⁴ For the annual compliance reports, EPA tracks violations of the contaminant rules in five categories: 1) **chemical contaminants (Chem)** — violations of rules for organic, inorganic (except for lead and copper), and radioactive contaminants — compliance with many organic and inorganic standards is determined on the basis of shared samples, with one missed sample resulting in a

monitoring and reporting violation of many standards; 2) **total coliform (TCR)**; 3) **lead and copper (LCR)**; 4) **surface water treatment (SWTR)** Interim Enhanced Surface Water (IESWTR), filter backwash recycling rule; Long Term Enhanced Surface Water Treatment Rule; and 5) **Disinfection By-Product Rule (DBPR)**. Coliform bacteria are usually not a threat to humans, but their presence in drinking water can indicate a lapse in treatment and the possible presence of other, more dangerous microbes.

Does a Health-Based Violation Mean Drinking the Water Causes Illness?

It is important to note that a public water system's violation of a health-based standard does not mean that the people who drank the system's water got sick. A health-based violation means either that the system has exposed its users to what EPA has judged as an unreasonable risk of illness, or that the system has failed to treat its water to the extent EPA has judged necessary to protect its users from an unreasonable risk of illness in the event that the regulated contaminant is present in source water. Many variables affect the likelihood of illness resulting from health-based violations, among them the duration of the violation, whether or not the violation occurred in an isolated section of a complex public water system, and the extent to which contamination exceeds the allowable level.

While modern treatment systems have substantially reduced the incidence of waterborne disease, drinking water contamination remains a significant health risk management challenge. Studies by the Centers for Disease Control (CDC) indicate that between 1980 and 1998 there were 419 outbreaks of illness linked to contamination in drinking water resulting in an estimated 511,000 cases of disease (Craun and Calderon, 1996; Levy et al., 1998; Barwick et al., 2000). The majority of outbreaks in the U.S. occurred at surface water systems. Nearly 80% of all reported cases of illness were associated with the 1993 *Cryptosporidium* outbreak in Milwaukee, WI, which resulted in an estimated 403,000 cases (MacKenzie et al. 1994; McDonald et al. 2001).

The number of waterborne disease outbreaks identified and reported in the CDC database is believed, however, to understate the actual incidence of outbreaks and cases of illness (Craun and Calderon, 1996; National Research Council, 1997). The most recent CDC report on outbreak data for 2001–2002 is available at <http://www.cdc.gov/mmwr/PDF/SS/SS5308.pdf>.

Recognized and reported waterborne disease outbreaks are usually the result of exposure to waterborne pathogens that cause acute gastrointestinal illness with diarrhea, abdominal discomfort, nausea, and vomiting. Because such illnesses are generally of short duration in healthy people, many individuals experiencing these symptoms do not seek medical attention. Where medical attention is sought, the pathogenic agent may not be identified through routine testing. Consequently, outbreaks are often not recognized in a community or, if recognized, are not traced to a drinking water source. Moreover, an unknown but probably significant portion of waterborne disease is endemic (i.e., isolated cases not associated with an outbreak) and, thus, is even more difficult to recognize. Waterborne disease information does not include information on diseases that would be caused by contaminants with chronic effects.

EPA's health-based standards are intended to provide an adequate margin of safety not just for healthy people, but also for populations that are at greater risk from waterborne disease. These sensitive subpopulations include children (especially the very young), the elderly, the malnourished, pregnant women, the disease-impaired (e.g., those with diabetes, cystic fibrosis), and a broad category of those with compromised immune systems, such as AIDS patients, those with autoimmune disorders (e.g., rheumatoid arthritis, lupus erythematosus, multiple sclerosis), transplant recipients, and those on chemotherapy (Rose, 1997). Immunocompromised persons are more likely than healthy individuals to contract waterborne disease, the severity and duration of their illness is often greater, and they are at a greater risk of death.

Community Water Systems

Although community water systems make up only one-third of the public water systems in America, they serve 93% of population served by public water systems.

- 72% of the population served by community water systems received drinking water from a system with no state-reported violations of a health-based standard, was not cited for a significant violation of a monitoring and reporting requirement, and issued a consumer confidence report as required.
- About 19,600 (37%) out of the over 52,500 community water systems had significant violations. Of the approximately 283 million users served in their primary residence by community water systems, approximately 80 million (28%) received their water from one of the violating community water systems.
- Approximately 2,400 (27%) of the more than 8,800 larger community water systems serving more than 3,300 users had significant violations reported by the states. These violating larger community systems served more than 71 million (25%) of the 283 million users served in their primary residence by community water systems.
- Of the approximately 43,700 small community water systems serving 3,300 or fewer users in their primary residence, over 17,200 (39%) had significant violations. Over 8.2 million (3%) users were served by these small community water systems.
- The Consumer Confidence Report (CCR) Rule requires all community water systems to provide an annual report to customers identifying the contaminants detected in their water and the health risks associated with those contaminants. As reported by the states to SDWIS/FED, 86% of community water systems complied with the CCR Rule.

Non-Community Water Systems

- Approximately 82,200 (78%) out of over 105,000 non-community water systems had no significant violations. The vast majority of the violating systems were small non-community water systems serving 3,300 users or less. Together these small systems with significant violations served only 3.4 million (17%) users out of the approximately 20 million users served by non-community water systems.
- 65 (25%) out of 258 larger non-community water systems serving more than 3,300 users had significant violations. Together these 65 larger non-community systems served only about 614,800 (3%) users of the approximately 20 million users served by non-community water systems.

HOW DOES EPA HELP PWS COMPLY WITH REQUIREMENTS?

Primacy States and EPA engage in a variety of activities to help public water systems remain in and return to compliance, including formal enforcement actions, informal actions, and compliance and technical assistance. State and EPA compliance assistance efforts to help a source remain in or return to compliance may include:

- conducting on-site visits and sanitary surveys at public water systems (i.e., an on-site review of the water sources, facilities, equipment, operations, and maintenance to evaluate their adequacy in producing and distributing safe drinking water);
- helping systems invest in preventive measures;
- providing financial assistance for system improvements through the Drinking Water State Revolving Fund and other State funding programs;
- reviewing water system plans and specifications;
- conducting training sessions;
- holding public information meetings;
- lending specialized monitoring equipment; and

- publishing informational bulletins and newsletters on training events and other

educational opportunities.

What Happens to Systems that Violate the Requirements?

When a drinking water violation is detected and providing compliance assistance to the violating system is found not to be an effective method for returning the system to compliance, EPA program implementation guidelines require the primacy agency, as a condition for receiving RPA funding, to initiate an enforcement response. Acceptable enforcement responses include a variety of formal and informal actions as the state or EPA attempts to return a violating public water system to compliance as quickly as possible.

Generally, the primacy agency's first responses to violations are informal actions such as:

- compliance assistance as appropriate;
- reminder letters;
- warning letters;
- notices of violation;
- field visits; and
- telephone calls.

If the violation continues or recurs, the primacy agency must initiate a formal enforcement response that requires the violating public water system to return to compliance. Formal enforcement responses include:

- citations;
- administrative orders with or without penalties;
- civil referrals to state attorneys general or to the Department of Justice;
- other sanctions such as denying permission for system expansion; and
- filing criminal charges.

If a situation poses an imminent risk to public health, EPA and the state can issue an emergency order that requires the public water system to take the steps necessary to protect public health and return the system to compliance.

During 2005, EPA and its state partners initiated 4,878 enforcement actions in response to drinking water violations at public water systems in their jurisdictions. For new rules, EPA generally has primary enforcement authority until the States receive primacy for each new rule. EPA implemented the drinking water program in Wyoming, the District of Columbia, and in Indian country, except for the Navajo Nation. The Agency initiated enforcement responses in these areas and occasionally in the states, often at a state's invitation.⁵

- In 2005 the states issued a total of 4,761 formal enforcement actions, including 1,341 administrative orders without penalty, 1,047 administrative orders with penalty, 75 civil referrals to the states' Attorneys General, 1,374 signed State Bilateral Compliance Agreements (BCA), 901 state intentional no-actions, and 23 civil cases filed.
- During the same period, EPA issued a total of 117 formal enforcement actions, including 108 federal administrative orders, 4 Federal Emergency Orders, 3 Federal Intentional no actions, and 2 signed Federal BCA.

These totals do not include informal enforcement actions (i.e., warning letters, notices of violation), compliance assistance activities, or the public water systems that returned to compliance before EPA and state procedures would require initiation of a formal response.

EPA designates a public water system a significant noncomplier if the system has serious, frequent or persistent violations that may pose a threat to public health. States and EPA give significant noncompliers priority attention in their efforts to return violators to compliance and address violations with enforcement actions.

- In calendar year 2005, EPA designated 13,070 public water systems significant noncompliers, which was comparable to the number of public water systems designated as significant noncompliers in 2003 and 2004. Over 90% of these significant noncompliers in all these years served 3,300 or fewer users.

⁵ There are several reasons why there will be a difference between the number of violations in a year and the number of formal enforcement responses. For example, a state may choose to address a system's violations informally in a manner that returns the system to compliance before the time interval has elapsed that by EPA guidance would necessitate initiation of a formal enforcement response. Also, it is not uncommon for the regulator to address all of a violating system's multiple violations in a single enforcement response. In addition, formal enforcement responses addressing violations discovered late in one reporting year are generally not initiated until early in the following year.

- In 2005 states and EPA addressed 5,583 significant noncompliers. Of the noncompliers addressed, 1,017 (18%) were new significant noncompliers identified in 2005. The other 4,566 systems addressed were identified as significant noncompliers in 2004 and earlier.
- The totals for significant noncompliers addressed do not take into account public water systems that are no longer significant noncompliers because of informal enforcement actions or compliance assistance, or public water systems that returned to compliance before EPA and state procedures would require initiation of a formal response.

WHAT IS THE QUALITY OF THE DATA EPA USES FOR THIS REPORT?

The data used in this report came from EPA's national SDWIS/FED database. SDWIS/FED is composed of data that primacy states are required to submit to SDWIS/FED each quarter. EPA uses information in SDWIS/FED to assess progress in the implementation of regulations, to develop national enforcement and compliance priorities, and to provide information to the public.

EPA periodically conducts data verifications (independent, on-site audits) of primacy state and tribal drinking water programs to ensure that the primacy state is determining compliance in accordance with Federal regulations. Data verifications help detect differences between data in a state's files (whether electronic or hard copy) and data in SDWIS/FED.

As part of the ongoing data reliability efforts described in past National Public Water Systems Compliance Reports, EPA examined the results of data verifications conducted from 1999 to 2001 and previously from 1996 through 1998. The 2002-2004 audits, which covered 38 states, analyzed data from 2,658 public water systems. The data audits reviewed inventory information (identifying systems, their number, their size, and their type), apparent violations that either were reported or should have been reported, and any enforcement actions initiated.

EPA's review showed that the quality of the information the states reported to SDWIS/FED is

highly accurate, but the data are incomplete. This finding principally reflects states' failure to determine and assign a violation rather than a preponderance of data management issues. Most of the SDWIS/FED data quality problems EPA identified were instances where violations that should have been recorded and reported did not appear in SDWIS/FED. EPA found that only a small percentage of this incompleteness is because SDWIS/FED will accept only properly transferred data. EPA's analysis of the data verifications found:

- 87% of all inventory data in SDWIS/FED were consistently reported.
- The overall quality of TCR MCL violations data in SDWIS/FED was 81%, quality of all health-based violations was 77%, and quality of monitoring and reporting violations was 27%.
- Most of the discrepancies between apparent and reported violations are because violations were not reported.
- 29% of monitoring and reporting violations had been reported to SDWIS/FED.
- 81% of the MCL/ SWTR treatment technique violations had been reported to SDWIS/FED.

WHAT IS EPA DOING TO IMPROVE DATA QUALITY?

EPA continues to work with its state partners to identify and resolve any problems that may have produced data discrepancies in the past and to ensure that complete and accurate documentation is available to help assess the safety of the nations' drinking water.

- The drinking water violation data improved from the 1996-1998 timeframe to the 2002-2004 timeframe. EPA has completed the Data Reliability Report for the 2002-2004 timeframe. EPA has set a goal of 90% accuracy for data quality and is working closely with the Association of State Drinking Water Administrators (ASDWA) to implement an action plan that will help the drinking water program achieve this goal.
- EPA and a subset of states established a workgroup through ASDWA to implement its

updated 2006 Data Reliability Analysis and Action Plan (DRAAP). Implementation of the plan began in 2005 ahead of the report release.

- EPA will be working with all states to implement the EPA Order 5360.1 A2 dealing with requirements for quality management systems.
- Changes to modernize SDWIS database should reduce data quality problems in the future from data entry to transmission. SDWIS Modernization focused on changes to make the quality checking function available to states before they send data to EPA, to provide a data entry format consistent with contemporary commercial data transfer formats, and to reduce the complexity of data entry into SDWIS/FED by standardizing processing.

In 1998, EPA launched a major effort to assess the quality of the drinking water data contained within SDWIS/FED to respond to concerns regarding incorrect violations in the database. EPA enlisted the help of its stakeholders in designing the review, analyzing the results for data collected by Data Verification (DV) audits between 1996 and 1998, and recommending actions to improve drinking water data quality. The first Data Reliability Analysis of SDWIS/FED was published in October 2000.

Findings of the first Data Reliability Analysis, which indicated that data quality needed improvement, were later updated by the second and third triennial assessments in 2003 (which included data collected between 1999 and 2001) and 2006 (for data between 2002 and 2004). Together, these assessments included comprehensive recommendations for EPA and state primacy agencies on quality improvements. The reports identified near-term actions that had already been taken or were still needed to improve data quality more immediately. To implement the recommendations, the states and EPA have conducted numerous activities and projects to improve data quality. Activities undertaken have included a) providing training for states; b) streamlining reporting to SDWIS/FED; c) making SDWIS error reporting more user-friendly; d) improving data verifications; e) following up with Regions on findings after data verifications; f) encouraging states to annually notify water systems of sampling schedules; and g) creating an electronic

capability to evaluate data quality by states and EPA.

EPA's response to the data reliability issues identified in the 2003 report (second triennial report) included a commitment to conduct analyses which would provide periodic data quality estimates (DQEs), and provide input into program activities and priorities necessary to improve the quality and reliability of the data.

Like the previous two reviews, the third triennial review of data quality is largely based on DV audits. The DV audits, conducted between 2002 and 2004, reflect data for 2,658 randomly selected PWSs in 38 states. The introduction to the 2006 Drinking Water Data Reliability Analysis and Action Plan (EPA 816-R-07-010, March 2008, available online at http://www.epa.gov/safewater/data/pdfs/report_data_datareliability_2006.pdf) discusses DV audits and triennial national summary.

Based on the third review, the overall DQE of the eight inventory (water system identification) parameters assessed was 87%. In other words, 87% of systems from DV states between 2002 and 2004 had consistent data for all eight inventory data elements between their state files and SDWIS/FED database, or 13% of systems had at least one data element reported with a discrepancy. The highest discrepancy rate was for the administrative contact address element.

For the 38 states evaluated from 2002 to 2004, 90% of the reported violations in SDWIS/FED were accurate. Approximately 81% of the MCL and SWTR TT violations, 62% of the health-based violations (including LCR TT violations), and 39% of the monitoring and reporting (M/R) violations were reported to SDWIS/FED. Non-reporting was mostly attributable to the fact that states did not issue violations when violations had occurred (compliance determination error). In other words, the violations were not recognized, not recorded by the states as violations, and consequently, not reported to SDWIS/FED. Compliance determination errors led to 84% of non-reported health-based violations and 92% of non-reported M/R violations.

Additional findings included the DQEs of health-based violations were not significantly different between CWSs and NTNCWSs. The DQEs of M/R

violations for TNCWSs were significantly higher than those for CWSs and NTNCWSs.

The main results are further summarized as following:

- 94% of health-based violation (MCL/TT) data in SDWIS/FED were accurate.
- Approximately 81% of MCL/SWTR TT violations were reported to SDWIS/FED.
- Including LCR TT violations, about 62% of the health-based violations (MCL/TT violations) were reported to SDWIS/FED, where only 8% of LCR TT violations were reported to SDWIS/FED.
- Only approximately 29% of M/R violations were reported to SDWIS/FED.
- The primary reason for non-reporting was due to compliance determination errors rather than data flow errors.

HOW DOES EPA EVALUATE STATE REPORTS?

EPA reviewed each 2005 annual state report to determine if it met the requirements of the 1996 Amendments to SDWA. The contents of the state reports are summarized in Table B-1 in Appendix B. Table B-1 shows whether a state:

- submitted a report to EPA;
- included all required elements;
- satisfied its statutory requirement to publish and distribute summaries of the report that inform the public of the availability of the full report;
- identified the size and type of violating systems;
- discussed the compliance assistance and enforcement activities the state undertook in response to violations;
- included a list of PWSs with MCL or treatment technique violations, as EPA recommended in its guidance to states on preparing their reports;
- provided information to the public on

availability of the reports; and

- included additional information of interest to the public, such as the number of public water systems in the state, their sizes and types, and background on the Safe Drinking Water Act and its implementation.

EPA provides a state-by-state summary of information reported in each state report in Appendix B. The standardized format includes an overall summary of the violations data the Safe Drinking Water Act requires states to report (i.e., violations with respect to MCLs, treatment technique violations, significant monitoring and reporting violations, and variances and exemptions). The summary for each state also tells how to obtain a copy of the state's full report. The annual summary is based on violations reported in the calendar year of 2005. In some instances, the data reported by a state in July of 2006 may not agree with data currently in SDWIS/FED. EPA's and the states' continual efforts to ensure that the information in the SDWIS/FED database is as accurate as possible may have resulted in updates and corrections to the data since the state published its report.

CONCLUSIONS AND RECOMMENDATIONS

Most Americans received water from systems which reported no violations of health-based standards, and for which the states reported no significant violations of monitoring and reporting requirements.

Comparison of 2004 and 2005 Data

There are some differences in the numbers of violations reported in 2004 and 2005. The total number of violations decreased by 16% from 2004. The number of significant violations of monitoring and reporting requirements decreased by a notable 26% from 2004. Most of this decrease was due to the cyclical pattern of the monitoring requirements of Chemical Contaminant Group. Smaller percentage decreases were seen in Stage 1 Disinfectants and Disinfection Byproducts Rule (DBPR), the Interim Enhanced Surface Water Treatment Rule, and the Surface Water Treatment Rule. In 2005, 3,238 more violations of health-based standards were detected at public water systems and reported by

states — a 21% increase from 2004. The total violations include health-based and significant monitoring and reporting violations, along with violations of the CCR. Most types of health-based violations registered only slight increases or decreases, but violations of the DBPR more than tripled compared to 2004. In 2005 the states began reporting Stage 1 DBPR violations for the numerous smaller systems which had a later compliance date than the large systems.

TCR and Chemical Violations

In 2005, states reported the largest number of total violations (both health-based and significant monitoring and reporting) for the Total Coliform Rule. The 32,031 significant violations of monitoring and reporting requirements of the Total Coliform Rule represent 41% of all significant monitoring and reporting violations reported by the states in 2005. The 9,248 violations of the MCL for the Total Coliform Rule represent 50% of all reported violations of health-based standards in 2005. The number of health-based violations of the Total Coliform Rule decreased 3% in 2005, while significant monitoring and reporting violations increased 2%. As a result, the total number of Total Coliform Rule violations at all public water systems increased 1% between 2004 and 2005.

Implementation of Prior Year Recommendations

EPA incorporated the following recommendations for fiscal years 2002, 2003, and 2004:

States and EPA should continue working together to address significant violations of monitoring and reporting and notification requirements.

States and EPA should continue working together to address violations of MCL and treatment technique requirements.

Recognizing the importance of consistent, long term efforts to protect the public from microbial contaminants of drinking water, EPA has made assuring compliance with the drinking water microbial rules part of its core

drinking water enforcement and compliance program beginning in fiscal year 2005.

EPA Regions are working with states to evaluate how well public water systems, especially large systems, comply with the microbial rules and whether enforcement actions are being initiated when appropriate. Regions and states are also identifying and evaluating microbial risks to watersheds in an attempt to focus enforcement and compliance efforts on ensuring the safety of drinking water sources. Considerable effort will also be devoted to training and compliance assistance. EPA will work to build the capacity of small public water systems to maintain compliance both with established rules and with new microbial rules such as the Interim Enhanced Surface Water Treatment Rule and the Ground Water Rule. In Indian country, where almost all public water systems are small, EPA will focus resources on ensuring compliance with the microbial rules and the standards for nitrates in drinking water through implementation of its new strategy for the FY05–07 Tribal National Compliance and Enforcement Priority.

With respect to the rest of the drinking water program, states and EPA are continuing their efforts to implement the recommendations of the national public water system reports:

- EPA provides funding to support eight technology assistance centers that help small systems with training, technical assistance, and technology demonstrations.
- States and EPA help promote compliance with existing drinking water requirements by conducting numerous assistance activities, such as on-site visits and the development and distribution of easy-to-read guides and checklists.
- EPA funding established and maintains the Local Government Environmental Assistance Network (LGEAN), a source of free information on current and developing SDWA requirements (as well as technical assistance, peer counseling, and financial guidance). LGEAN can be accessed on the Internet at www.lgean.org or by calling toll-free 1-877- TO-LGEAN (865-4326).
- EPA had established and maintains the Financing for Environmental Compliance

website to provide financial and technical assistance resources to help communities create a plan to finance environmental capital assets. The Financing for Environmental Compliance can be accessed at <http://www.epa.gov/compliance/assistance/financing/index.html>

- EPA has developed sets of tools that will assist small systems with implementing drinking water regulations and managing their systems while still providing adequate public health protection. The tools can be accessed on the Internet at <http://www.epa.gov/safewater/cupss/index.html>
- The states and EPA are pursuing enforcement actions against violating public water systems both to discourage violations and to ensure public health protection.

Since September 1998, the findings and recommendations of the national public water systems reports have been incorporated into EPA's ongoing efforts to ensure the reliability of data in SDWIS/FED. In its first national report, EPA noted that compliance data in many individual state reports differed from the data reported to SDWIS/FED. In 1998, EPA, states, and drinking water stakeholders agreed that our data quality goal should be "100% complete, accurate, and timely data submitted by public water systems and primacy agencies, consistent with SDWA reporting requirements." Further analysis and discussions among the stakeholders led to establishment of interim milestones for how soon that goal will be achieved. EPA, states, and the drinking water stakeholders made significant progress on most of the data recommendations of the earlier national reports — in some instances achieving full implementation. Among the major accomplishments, EPA has:

- improved the display of drinking water data in Envirofacts;
- characterized and quantified the data quality problem;
- taken interim steps to improve data quality, including improvements to the data entry tools states use to put information in SDWIS/FED and provision of a mechanism that enables water systems to confirm the accuracy of data

before it is accepted by SDWIS/FED; and

- made a long-term commitment to achieve and maintain data quality goals.

2005 Report Recommendations

EPA, states, and drinking water stakeholders should continue to work cooperatively to improve the quality of compliance data. More remains to be done to achieve the goal of 100% accurate, complete, and timely information. Some of the next steps EPA, states, and the drinking water stakeholders have agreed to undertake include:

- streamlining data reporting and reducing rule complexity;
- conducting more training to ensure regulatory staff can accurately determine compliance with drinking water

rules and data entry staff can upload complete and accurate data to SDWIS/FED;

- encouraging states to issue annual reminders to water systems of their compliance monitoring schedules;
- providing states with individual, prioritized recommendations for improving their data quality;
- performing more frequent data verification audits;
- calculating estimates for SDWIS/FED data quality every three years, or more frequently if data from a sufficient number of data verifications are available;
- working with the Association of State Drinking Water Administrators (ASDWA) to implement its updated 2006 Data Reliability Analysis and Action Plan (DRAAP);

- negotiating grant conditions with several states to encourage them to follow quality assurance/quality control plans for drinking water violation data reported to EPA and address the differences in interpretation of the regulation; and
- working with all states to implement the EPA Order 5360.1 A2 dealing with requirements for quality management systems.

National Summary of Compliance for Public Water Systems in Indian Country in 2005

INTRODUCTION

This section of the 2005 National Public Water Systems Compliance Report describes how the Environmental Protection Agency (EPA) and federally-recognized Indian tribes (tribes) are meeting the goal of ensuring that public water systems in Indian country provide safe drinking water.

PUBLIC WATER SYSTEMS IN INDIAN COUNTRY

Tribes may apply for eligibility to receive primary enforcement authority (known as primacy) to administer the drinking water program provided they meet the requirements of Sections 1413 and 1451 of the Safe Drinking Water Act (SDWA). As of 2005, only the Navajo Nation had received primacy for most public water systems on the Navajo Reservation. EPA administers the drinking water program in the rest of Indian country.

A glossary of terms used in this report appears in Appendix A. A map of the areas covered by this section appears in Appendix C.

PUBLIC WATER SYSTEMS IN ALASKA AND OKLAHOMA

Compliance figures for Alaska Native Villages outside of Indian country are not included in this section of the report. Similarly, compliance figures for 18 public water systems in Indian country located in Oklahoma are not included in this section of the report. In both cases, this information is found in the state reports for Alaska and Oklahoma, respectively. The state reports do not, however, contain separate information on these public water systems.

DATA QUALITY

This report uses information from the Safe Drinking Water Information System/Federal Version (SDWIS/FED). SDWIS/FED is the national database where EPA records information on public water systems in Indian country. Public water systems in Indian country are required to report laboratory data to EPA. EPA uses the information to determine compliance with the national primary drinking water regulations of SDWA.

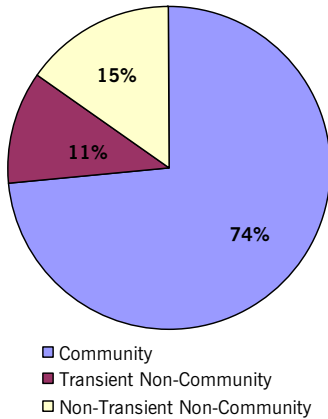
This report also discusses the limitations in the data EPA uses to measure its success and the steps it is taking to increase data reliability and completeness. The report also discusses EPA's compliance assistance, enforcement, and financial assistance programs. EPA plans to continue its data quality efforts during 2006 to ensure that SDWIS/FED contains complete and accurate information. A complete discussion of data quality is in the National Summary of Public Water Systems Compliance in 2005 under the section entitled Data Quality.

FINDINGS

In 2005, 828 public water systems in Indian country served 821,646 users.

- 607 community water systems served 614,581 people in their primary residences.
- 126 non-transient non-community systems (schools and factories) served 190,747 people in places they frequented.
- 95 transient non-community systems (campgrounds and highway rest stops) served 16,318 people who passed through.

Percentage of Systems by Type



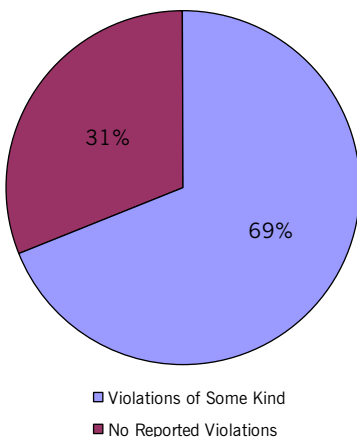
Almost all public water systems in Indian country were small. These small systems provide drinking water to the majority of the public who drank water in Indian country.

- 93% of public water systems in Indian country serve 3,300 or fewer people. These 771 small systems served 47% of the people who received water from public water systems in Indian country. Conversely, the other 57 public water systems in Indian country serve 53% of the people who received water from public water systems in Indian country.

As reported to SDWIS/FED, most public water systems in Indian country had violations.

- 571 of 828 water systems (69%) reported health-based or significant reporting violations.

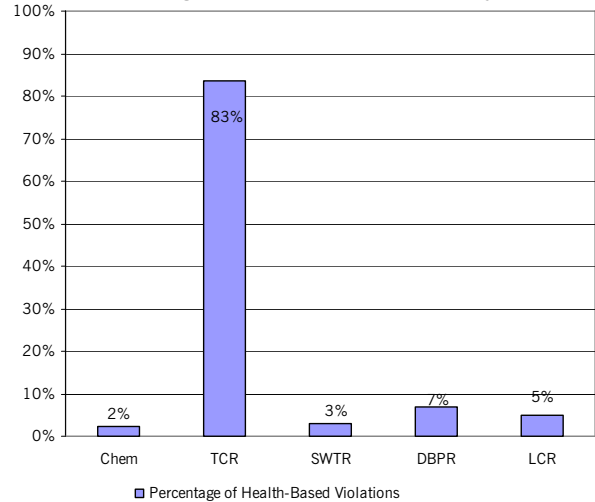
Systems with Reported Significant Violations



88% of public water systems in Indian country reported no violations of a health-based drinking water standard in 2005.

- 139 health-based violations in Indian country, including multiple violations by some systems, were reported to SDWIS/FED in 2005. The Maximum Contaminant Level (MCL) for the Total Coliform Rule (83%) was the health-based standard most frequently violated.

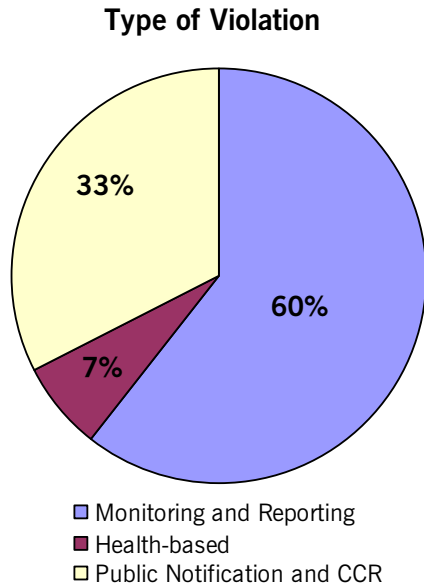
Percentage of Health-Based Violations by Rule



The majority of violations reported to SDWIS/FED in 2005 were for a public water system's significant failure to monitor and report, rather than health-based MCL or a treatment technique violations detected and reported by a system.

- Of the 2,022 violations reported to SDWIS/FED in 2005, 1,223 (60%) were significant violations of monitoring and reporting requirements. If a system did not monitor the quality of its water, it is impossible to know if it has violated health-based requirements. For this reason, a system's significant failure to monitor and report is a major violation that must be addressed and corrected.
- Public water systems in Indian country represent 0.5% of all public water systems in the United States and were responsible for 1.5% of all significant monitoring and reporting violations at public water systems reported to SDWIS/FED in 2005.

COMPLIANCE ASSISTANCE AND ENFORCEMENT



As reported to SDWIS/FED, 53% of community water systems in Indian country complied with the Consumer Confidence Report Rule.

- The Consumer Confidence Report Rule requires all community water systems to provide an annual report to customers identifying the contaminants detected in their water and the health risks associated with those contaminants.
- In calendar year 2005, 285 community water systems in Indian country were found to have a “significant” violation of the Consumer Confidence Report Rule, meaning that the community water system completely failed to provide the required report.

EPA uses multiple approaches to ensure public water systems in Indian country comply with SDWA regulations.

EPA’s tribal compliance assistance program is designed to help maintain compliance with SDWA by building cooperative working relationships with utility managers, operators, other tribal environmental staff, and tribal elected officials. The program emphasizes information exchanges, operation assistance, and water quality monitoring.

EPA provides compliance assistance to system operators, utility managers, and owners through training sessions, newsletters, telephone support, and system visits. Engineers and qualified staff provide on-site assistance to assess current compliance status, develop monitoring schedules and compliance plans, and conduct sanitary surveys. EPA coordinates many of these activities with other federal agencies, including the Indian Health Service and the Bureau of Reclamation. Coordination also occurs with non-governmental organizations and inter-tribal consortia, including the Native American Water Association, the Rural Water Association, and the Rural Community Assistance Corporation.

In federal fiscal year 2005, EPA’s Office of Enforcement and Compliance Assurance continued to focus increased attention on environmental issues in Indian country through implementation of its new Tribal National Compliance Priority. One of the goals is to improve compliance with drinking water standards by the end of fiscal year 2007. Between fiscal year 2005 and fiscal year 2008, EPA will work to improve the quality of public water system data, provide additional compliance assistance, and reduce the number of systems that are out of compliance with key health-based standards.

EPA is also responsible for initiating enforcement actions against owners or operators of public water systems in Indian country if a system is not in compliance with SDWA. In most cases, EPA relies on compliance assistance and informal enforcement actions to facilitate a tribally-owned

or -managed public water system's return to compliance. When a formal enforcement action is appropriate, EPA can initiate administrative orders, including emergency administrative orders, and refer civil and criminal cases to the Department of Justice. The "EPA Policy for the Administration of Environmental Programs on Indian Reservations" (EPA Indian Policy, 11/8/84) and the "Guidance on the Enforcement Principles Outlined in the 1984 Indian Policy" (EPA Tribal Enforcement Principles) guide the Agency's approach to bringing civil administrative or judicial enforcement actions against systems in Indian country.

Public water systems are required to monitor for 89 different contaminants and conduct analyses using a variety of EPA-approved analytical methods. Where a system fails to perform monitoring for some or all of the required contaminants, a separate monitoring and reporting violation is recorded for each missed contaminant. Each of these violations is enforceable.

FINANCIAL ASSISTANCE

EPA provides assistance, both technical and financial, to public water systems in Indian country to help build tribal capacity to operate and maintain systems in compliance with SDWA. Capacity building is a long-term solution which focuses on giving tribes grants, training, and technical assistance as they develop their environmental programs. EPA's Indian General Assistance Program builds tribal capacity by providing grants to plan, develop, and establish environmental protection programs, including drinking water programs.

EPA distributes funds for specific drinking water program priorities. EPA set aside \$6,419,900 in FY 2005 for activities to support Tribal Public Water System Supervision (PWSS) Programs. EPA uses these funds to operate the PWSS program in Indian Country. Tribes with primacy for the drinking water program also receive financial support from PWSS funds. Currently, Navajo Nation is the only tribe with primacy for the drinking water program. These funds are used to implement the PWSS program, including activities such as:

- improving capacity at tribal drinking water systems;
- completing Source Water Assessments;
- providing training to tribal operators;
- compiling and analyzing compliance information;
- responding to violations.

In the 1996 Amendments to SDWA, an infrastructure funding program was established to improve water supplies. Each year, 1.5% of the appropriation for the national Drinking Water State Revolving Fund program is set aside for American Indian communities and Alaska Native Villages. The FY 2005 set-aside amounted to \$12.648 million. These funds are used to improve the infrastructure of water systems serving Tribal populations to achieve compliance with drinking water standards. This includes projects such as:

- distribution system improvements;
- community water system extensions;
- replacement of water mains;
- adding new wells;
- treatment improvements;
- construction of new pumphouses; and
- consolidation of public water systems.

EPA's Indian General Assistance Program builds tribal capacity by providing grants to plan, develop, and establish environmental protection programs, including drinking water programs.

Finally, technical assistance and training for small tribally-owned or -operated public water systems are also provided. Through the cooperative agreements, small tribal public water systems receive information on training and technical assistance, wellhead and ground water protection, and source water protection.

CONCLUSIONS AND RECOMMENDATIONS

In 2005, EPA Regions reported that 31% of the public water systems in Indian country did not report a violation of a health-based standard, a significant monitoring and reporting violation, or

a significant consumer notification violation. This represents a decrease from 2004 when 38% of facilities did not report a violation of a health-based standard, a significant monitoring and reporting violation, or a significant consumer notification violation.

During 2005, there was a significant decrease in the total number of significant violations of monitoring and reporting requirements in Indian country (from 5,507 in 2004 to 1,223 in 2005). The significant number of monitoring and reporting violations in 2004 was mainly attributed to the triennial monitoring requirements for the Chemical Contaminant Group.

EPA continues to implement two primary recommendations from previous reports: (1) improve collection and maintenance of compliance data for public water systems in Indian country; and (2) place a priority on decreasing the number of monitoring and reporting violations to gain a full understanding of whether health-based violations exist. EPA will accomplish these recommendations by:

- maintaining the inventory of public water systems in Indian country;

- focusing on the collection and entry into SDWIS/FED of compliance and enforcement data;
- continuing to work with tribal governments, utility managers, and system operators to improve compliance with monitoring and reporting requirements, including the Consumer Confidence Rule, and with health-based standards, particularly the Total Coliform Rule and Surface Water Treatment Rule;
- In Indian country, where almost all public water systems are small, EPA will focus resources on ensuring compliance with the microbial rules and the standards for nitrates in drinking water through implementation of its new strategy for the FY05–07 Tribal National Compliance and Enforcement Priority.
- maintaining EPA’s direct, on-site compliance assistance, including conducting more frequent sanitary surveys and targeting systems with repeat violations; and
- continuing to support and encourage capital improvements for public water systems to improve the infrastructure (and therefore compliance with SDWA requirements) of public water systems in Indian country through the Drinking Water Tribal Infrastructure Grant Tribal Set-Aside Program.

Ultimately, EPA continues to respond to compliance and enforcement issues at public water systems owned, operated, or managed by tribal governments in a manner consistent with SDWA, the EPA Indian Policy, and the EPA Tribal Enforcement Principles. Where compliance assistance is ineffective or where, among other things, there is a significant threat to human health or the environment, EPA will take appropriate steps to return systems to compliance, including formal enforcement actions.

Appendix A
Glossary of Terms

Administrative Order

Formal enforcement actions issued by EPA or a State to address noncompliance at a public water system, usually by means of a compliance schedule with enforceable milestone dates.

Chemical Rules

Refers collectively to regulations that protect the public from unsafe levels of organic chemicals, inorganic chemicals (including lead and copper), and radioactivity in drinking water.

Community Water System

A public water system that serves at least 15 service connections used by year-round residents or regularly serves at least 25 year-round residents (e.g., homes, apartments and condominiums that are occupied year-round as primary residences).

Consumer Confidence Rule (CCR)

Requires community water systems to prepare and provide to their customers annual consumer confidence reports on the quality of the water delivered by the systems.

Disinfection/Disinfectant By Product Rule (DBPR)

Applies to community water systems and nontransient non-community systems, including those serving fewer than 10,000 people, that add a disinfectant to the drinking water during any part of the treatment process. The Stage 1 DBPR specifically addresses risks associated with disinfectants and disinfectant byproducts. This rule was published concurrently with the Interim Enhanced Surface Water Treatment Rule (IESWTR), which addresses control of microbial pathogens.

Federally-recognized Indian Tribe

An Indian tribe, band, nation, pueblo, community, or Alaska Native Village that the Secretary of the Interior acknowledges to exist as an Indian tribe pursuant to the Federally Recognized Indian Tribe List Act of 1994, 25 U.S.C. Section 479a. Maintained by the Department of the Interior, the list of federally-recognized tribes is updated periodically and published in the Federal Register. The latest list of federally-recognized Indian tribes is available at 65 Federal Register 12398 (March 13, 2000).

Filter Backwash Recycle Rule (FBRR)

Requires public water systems (PWSs) to review their backwash water recycling practices to ensure that they do not compromise microbial control. Under the FBRR, recycled filter backwash water, sludge thickener supernatant, and liquids from dewatering processes must be returned to a location such that all processes of a system's conventional or direct filtration including coagulation, flocculation, sedimentation (conventional filtration only) and filtration, are employed. Systems may apply to the State for approval to recycle at an alternate location. The Filter Backwash Rule applies to all public water systems, regardless of size.

Health-based Violation

A violation of either a Maximum Contaminant Level or a Treatment Technique requirement.

Inorganic Chemicals

These non-carbon based compounds (such as metals, nitrates, and asbestos) can either occur naturally in some sources of drinking water or be introduced by human activity. EPA has established MCLs for 15 inorganic contaminants. Violations of standards for lead and copper are addressed separately.

Maximum Disinfectant Residual Level (MDRL)

A level of a disinfectant added for water treatment that may not be exceeded at the consumer's tap without an unacceptable possibility of adverse health effect.

Monitoring and Reporting Violation

Refers to either a violation of a monitoring and reporting schedule or violation of contaminant-specific minimum testing schedules and operational reporting requirements. Those monitoring and reporting violations considered "significant" for the purposes of the state and national public water system compliance reports are described below in Table A-1.

Nitrate and Nitrite

Inorganic compounds that can enter water supplies, primarily from fertilizer runoff, livestock farms, and sanitary wastewater

Interim Enhanced Surface Water Treatment Rule (IESWTR)

Applies to systems using surface water, or ground water under the direct influence of surface water, that serve 10,000 or more persons. The rule also includes provisions for states to conduct sanitary surveys for surface water systems regardless of system size.

Large System

A public water system that serves more than 10,000 people.

Lead and Copper Rule (LCR)

Requires a public water system to take steps to minimize the risk of exposure to lead and copper in drinking water by monitoring for these contaminants, installing corrosion control where required, and, where necessary, educating the public about ways to reduce exposure. A system may also be required to treat its source water or replace lead service lines.

Maximum Contaminant Level

The maximum permissible level of a contaminant in water delivered to any user of a public water system.

discharges.

Non-transient Non-community Water System

A non-community public water system that regularly serves at least 25 of the same persons over six months per year. A typical example of a non-transient non-community water system is a school or an office building that has its own water source, such as a drinking water well.

Organic Chemicals

These carbon-based compounds, such as solvents and pesticides, can enter drinking water through a variety of means, including factory discharges or runoff from crop lands. EPA has established MCLs for 56 organic contaminants.

Primacy

The Safe Drinking Water Act requires EPA, States, and Tribes to work as partners to ensure delivery of safe drinking water to the public. Any State or Indian Tribe can request responsibility for operation and oversight of the drinking water

program within its borders. In order to receive this responsibility (called “primary enforcement authority” or “primacy”), a State or Tribe must show that, among other things, it has adopted drinking water regulations that are at least as stringent as Federal regulations, and demonstrate its capacity both to enforce those regulations and to implement other activities necessary to ensure compliance.

In the absence of State or Tribal primacy, EPA assumes responsibility for administering the drinking water program for that area. Of the 56 eligible States (defined to include Commonwealths, Territories, and the District of Columbia), all but Wyoming and the District of Columbia have primacy. During calendar year 2001, the EPA Regional Offices administered the drinking water program within these two jurisdictions and on all Tribal lands, except for the Navajo Nation.

Primary Drinking Water Regulations

These are regulations that apply to public water systems; specify contaminants which, in the judgment of the Administrator, may have an adverse effect on the health of persons; and specify for each such contaminant either a maximum contaminant level or a treatment technique.

Public Water System (PWS)

A system for the provision to the public of water for human consumption through pipes or other constructed conveyances, if such system has at least 15 service connections or regularly serves at least 25 individuals at least 60 days out of the year. A public water system can be either a community water system, a non-transient noncommunity water system, or a transient noncommunity water system.

Radionuclides

Radioactive particles, such as radium-226, radium-228, gross alpha, and beta particle/photon radioactivity, can occur naturally in water or may result from human activity. EPA has established MCLs for uranium, beta/photon emitters, alpha emitters, and combined radium 226/228.

Regional Offices

Responsible for implementing Environmental Protection Agency programs within their respective jurisdictions. Regional Offices cooperate with Federal, State, interstate, and local agencies, as well as with industry, academic institutions, and other private groups to ensure that Regional needs are addressed and that Federal environmental laws are upheld.

Small Systems

Public water systems that serve no more than

Surface Water Treatment Rule (SWTR)

The Surface Water Treatment Rule requires a public water system served by surface water or by ground water under the influence of surface water to take steps (such as disinfection, filtration followed by disinfection, or watershed control) to reduce potential exposure to microbiological contamination.

Total Coliform Rule (TCR)

Establishes limits on coliform bacteria in water distribution systems. Although coliform bacteria, which are found in decaying organic material and in the intestinal tract of humans and animals, are usually not harmful to human health, their presence may indicate the presence of other, more dangerous microbial contamination.

SDWIS/FED

EPA's database for collecting safe drinking water monitoring results from oversight agencies. SDWIS stands for Safe Drinking Water Information System. Public Water Systems are required to report all monitoring results to the primary enforcement authority. States with primacy, or EPA where it administers the program, analyze the monitoring results, determine compliance, and report violations to EPA on a quarterly basis. EPA maintains records of these violations in SDWIS/FED. SDWIS/FED records only violations, not results that demonstrate compliance with drinking water standards.

3,300 people.

Total Trihalomethanes

These chemicals can be by-products of chemical processes used to disinfect drinking water.

Transient Non-community Water System

A non-community water system that regularly serves at least 25 people (but not the same 25) over six months per year. A typical example is a campground or a highway rest stop that has its own water source, such as a drinking water well.

Treatment Technique

In cases where EPA has determined it is not technically or economically feasible to establish an MCL, the Agency can instead specify a treatment technique. These are treatment methods required by EPA to minimize the level of a contaminant in drinking water.

Variances and Exemptions

A public water system that cannot comply with a drinking water standard because of poor source water quality, or, in the case of small systems, inadequate financial resources, can be granted a variance to comply with less stringent, but still protective standards based on a specific EPA-approved technology available to the system. An exemption allows a PWS with compelling circumstances (including economic considerations) additional time to achieve compliance with applicable SDWA requirements, so long as public health is adequately protected.

**TABLE A-1: SIGNIFICANT MONITORING VIOLATIONS FOR
ANNUAL STATE PUBLIC WATER SYSTEM REPORTS**

Rule	Violation Type	Description	SDWIS Violation Code ¹	SDWIS Contaminant Code	
Total Coliform Rule	Major routine	No samples collected during a compliance period	23	3100	
	Major repeat	No follow-up samples collected after a positive total coliform sample or no speciation	25	3100	
Surface Water Treatment Rule	Major (filtered)	Collected less than 90% of samples required during a compliance period	36	None	
	Major (unfiltered)	Collected less than 90% of samples required during a compliance period	31	None	
Lead and Copper Rule	Initial lead and copper tap	Either failed to collect the initial tap samples, and then failed to correct that omission within a) 3 months for large systems, b) 6 months for medium systems, or c) 12 months for small systems; or failed to submit the associated report	51		
	Follow-up or routine lead and copper tap	Failed to collect 1 or more required samples	52		
C h e m	Phase I, II, IIB, and V Rules	Regular monitoring	Failed to collect any required samples ²	03	By contaminant
	Total Trihalomethanes	Regular monitoring	Failed to collect any required samples	03	2950
	Radionuclides	Regular monitoring	Failed to collect any required samples	03	4000, 4100, 4010

¹ EPA's Safe Drinking Water Information System (SDWIS/FED) makes no distinction between the sampling violations and the reporting violations associated with a sample collection requirement. Both violations are reported under the same violation code.

Failure to collect "any required sample" means none of the required samples were collected.

²

**TABLE A-2: SUMMARY OF DRINKING WATER REGULATIONS FOR
PUBLIC WATER SYSTEMS DURING 2004**

Applicability of Regulations			
Contaminant/Rule	Community Water Systems	Non-Transient Non-Community Water Systems	Transient Non-Community Water Systems
Organic Contaminants	All	All (Note: acrylamide and epichlorohydrin do not have MCLs and only have treatment techniques)	None
Total Trihalomethanes Contaminants (TTHM)	All PWS, using surface water or ground water under the direct influence of surface water (GWUDI), which disinfect their water (a.k.a. Subpart H systems)	All PWS, using surface water or GWUDI, which disinfect their water (a.k.a. Subpart H systems)	All PWS, using surface water or GWUDI, which disinfect their water (a.k.a. Subpart H systems)
Inorganic Contaminants (IOCs)	All	Prior to the 2001 Arsenic Rule, all IOCs except for arsenic. After the 2001 Arsenic Rule all IOCs.	None
Nitrate and Nitrite Contaminants	All	All	All
Radionuclides Contaminants	All	None	None
Total Coliform Rule	All	All	All
Surface Water Treatment	Some Only PWS using surface water or GWUDI	Some Only PWS using surface water or GWUDI	Some Only PWS using surface water or GWUDI
Lead and Copper Rule	All	All	None
Interim Enhanced Surface Water Treatment Rule	For sanitary surveys all PWS using surface water or GWUDI; for other requirements those systems serving 10,000 or more people	For sanitary surveys all PWS using surface water or GWUDI; for other requirements those systems serving 10,000 or more people	For sanitary surveys all PWS using surface water or GWUDI; for other requirements those systems serving 10,000 or more people
Stage 1 Disinfectant/Disinfection By-Product Rule	All PWS adding a disinfectant to the drinking water	All PWS adding disinfectant to the drinking water	Those PWS using chlorine dioxide
Filter Backwash Recycling Rule	Conventional or direct filtration PWS using surface water or GWUDI and recycle spent filter backwash, thickener supernatant, or liquids from dewatering processes	Conventional or direct filtration PWS using surface water or GWUDI and recycle spent filter backwash, thickener supernatant, or liquids from dewatering processes	Conventional or direct filtration PWS using surface water or GWUDI and recycle spent filter backwash, thickener supernatant, or liquids from dewatering processes
Public Notification	All	All	All
Consumer Confidence Rule	All	None	None

Appendix B

Summaries of State Annual Compliance Reports

CONTENTS

Alabama	B-7	Montana	B-35
Alaska	B-8	Nebraska	B-36
American Samoa	B-9	Nevada	B-37
Arizona	B-10	New Hampshire	B-38
Arkansas	B-11	New Jersey	B-39
California	B-12	New Mexico	B-40
Colorado	B-13	New York	B-41
Connecticut	B-14	North Carolina	B-42
Delaware	B-15	North Dakota	B-43
District of Columbia	B-16	Northern Mariana Islands	B-44
Florida	B-17	Ohio	B-45
Georgia	B-18	Oklahoma	B-46
Guam	B-19	Oregon	B-47
Hawaii	B-20	Pennsylvania	B-48
Idaho	B-21	Puerto Rico	B-49
Illinois	B-22	Rhode Island	B-50
Indiana	B-23	South Carolina	B-51
Iowa	B-24	South Dakota	B-52
Kansas	B-25	Tennessee	B-53
Kentucky	B-26	Texas	B-54
Louisiana	B-27	Utah	B-55
Maine	B-28	Vermont	B-56
Maryland	B-29	Virgin Islands	B-57
Massachusetts	B-30	Virginia	B-58
Michigan	B-31	Washington	B-59
Minnesota	B-32	West Virginia	B-60
Mississippi	B-33	Wisconsin	B-61
Missouri	B-34	Wyoming	B-62

This Appendix presents a summary of each state report in a standardized format. The format includes an overall summary of the violations data specified in Section 1414 of the 1996 Safe Drinking Water Act (SDWA) Amendments (i.e., violations with respect to maximum contaminant levels (MCLs), treatment technique violations, significant monitoring and reporting requirements, significant notification violations, and variances and exemptions).

This Appendix summarizes the data reported by the States, but does not interpret it. Therefore, other factors must be taken into account before drawing conclusions about a State program. For example, public water systems are required to report all violations to the State, but State drinking water programs vary in the regulations they choose to emphasize. A State that decided to focus attention and resources on one particular rule may have discovered and reported many more violations of that rule than a State that chose to focus on a different rule. A disproportionate number of violations in a State could also indicate that the State needs to work with its public water systems to improve their compliance. Readers are cautioned to view the violations data provided in the State summaries within the context of each State and its individual drinking water program.

In 2005, EPA received State Public Water System Compliance Reports from 43 of the 57 primacy states, Commonwealths, Territories, and tribes. As in past years, American Samoa, Guam, and the Northern Mariana Islands did not submit reports, and, with limited exceptions, did not supply information to SDWIS/FED. EPA did not receive a report from Arizona, Georgia, Massachusetts, New Jersey, the Virgin Islands, and the Navajo Nation. Appendix B supplies what information is available in SDWIS/FED to indicate violations at public water systems in the Pacific territories. Because the District of Columbia, Wyoming, and most Indian Tribes did not have primary enforcement responsibility for drinking water in calendar year 2005, EPA prepared reports for those jurisdictions.

Violations for 2005

EPA summarizes the number of MCL/MDRL, treatment technique, and significant monitoring and reporting violations¹ reported by each state in six categories:

- Violations of chemical contaminant requirements²
- Violations of the Total Coliform Rule
- Violations of the Surface Water Treatment Rule, Surface Water Treatment Rule, Interim Enhanced Surface Water Treatment Rule, Long Term Enhanced Surface Water Treatment Rule, and Filter Backwash Recycling Rule
- Violations of the Lead and Copper Rule
- Significant Notification or Consumer Confidence Rule Violation
- Violations of the Disinfection/Disinfectant Byproducts Rule

EPA summarizes the numbers of individual public water systems in violation in each of these five categories, as reported by the state. If a state's report did not include information in a category, EPA's summary notes the omission.

2005 Totals

EPA also summarizes the total number of systems in each state, the total number of significant violations reported, and the total number of PWSs in violation, if the state reported this information. When states did not provide information on the total number of public water systems, EPA supplied that information from the SDWIS/FED.

Systems in Violation

Systems in Violation is defined as the number of different systems with a reported violation of this type. Some states counted a system with multiple violations or violations in more than one category as one violating system. Other states counted a violating

¹ A comprehensive definition of significant monitoring and reporting violations including exceptions to the definition for the Total Coliform Rule and Lead and Copper Rule appears in Appendix A.

² MCL and significant monitoring violations for organic, inorganic, total trihalomethane (TTHM), nitrate and nitrite, and radionuclide contaminants.

system each time it had a violation, or once for each of the regulatory categories in which it had a violation. If EPA's review of a state's report indicated some violating systems were counted more than once, an asterisk notes that the state's number possibly overcounts violating systems

Variations and Exemptions

No states reported a violation of a variance or exemption in 2005.

Where to Obtain the 2005 Annual Public Water Systems Report

If a state's report includes information on how to obtain a copy of the report, that information is provided on the state summary page in this Appendix.

Table B-1: Summary of Elements Reported by States

State	Submitted Report	Reported on Violation Categories				Reported on V/E	Provided Inventory Information	Identified Size and Type of Violating Systems	Discussed Compliance and Enforcement Responses	Identified Each System with MCL and TT Violations	Provided Information to Public on Availability	Provided Additional Information ¹
		CCR	MCL	M/R	TT							
Alabama	x	x	x	x		x	x			x	x	x
Alaska	x	x	x	x	x	x	x	x	x	x	x	x
American Samoa	Did not submit report.											
Arizona	Did not submit report.											
Arkansas	x	x	x	x	x	x	x	x	x	x	x	x
California	x	x	x	x	x	x	x		x	x	x	x
Colorado	x	x	x	x	x	x	x			x	x	x
Connecticut	x	x	x			x	x	x	x	x	x	x
Delaware	x	x	x	x	x		x		x		x	x
District of Columbia	x	x	x	x	x	x	x		x	x	x	x
Florida	x	x	x	x	x	x	x				x	
Georgia	Did not submit report.											
Guam	Did not submit report.											
Hawaii	x	x	x	x	x	x	x		x	x	x	x
Idaho	x		x	x	x	x	x	x	x	x	x	x
Illinois	x	x	x	x	x	x	x		x	x	x	x
Indiana	x	x	x	x	x	x	x	x	x	x	x	x
Iowa	x	x	x	x	x	x	x	x	x	x	x	x
Kansas	x	x	x	x	x	x	x		x	x	x	x
Kentucky	x	x	x	x	x			x	x	x	x	
Louisiana	x		x				x			x	x	x
Maine	x	x	x	x	x		x			x		x
Maryland	x	x	x	x	x	x	x	x	x	x	x	x
Massachusetts	Did not submit report.											
Michigan	x	x	x	x	x	x	x	x		x	x	x
Minnesota	x	x	x		x		x	x	x	x	x	x
Mississippi	x	x	x	x	x	x		x	x	x	x	
Missouri	x	x	x	x	x		x		x	x	x	x
Montana	x	x	x	x	x	x	x				x	x
Nebraska	x		x	x	x	x	x		x	x	x	x
Nevada	x	x	x	x	x		x			x	x	x
New Hampshire	x	x	x	x	x	x	x	x	x	x	x	x
New Jersey	Did not submit report.											
New Mexico	x	x	x		x	x	x	x	x	x	x	x

1. An "x" in this column indicates the state submitted more information in its report than the minimum EPA recommends in guidance.

Table B-1: Summary of Elements Reported by States

State	Submitted Report	Reported on Violation Categories				Reported on V/E	Provided Inventory Information	Identified Size and Type of Violating Systems	Discussed Compliance and Enforcement Responses	Identified Each System with MCL and TT Violations	Provided Information to Public on Availability	Provided Additional Information ¹
		CCR	MCL	M/R	TT							
New York	x		x	x	x	x	x		x	x	x	x
North Carolina	x	x	x	x	x	x	x				x	x
North Dakota	x	x	x	x	x	x	x			x	x	x
Northern Mariana Islands	Did not submit report.											
Ohio	x	x	x	x	x		x	x		x	x	x
Oklahoma	x	x	x	x	x		x		x	x	x	x
Oregon	x	x	x	x	x			x	x	x		
Pennsylvania	x	x	x	x	x	x	x		x	x	x	x
Puerto Rico	x		x	x	x	x	x		x	x	x	x
Rhode Island	x	x	x	x	x		x			x		x
South Carolina	x	x	x	x	x	x	x		x	x	x	x
South Dakota	x	x	x	x	x	x	x				x	x
Tennessee	x	x	x	x	x	x	x		x	x	x	x
Texas	x	x	x	x	x	x	x	x		x		x
Utah	x		x	x	x							x
Vermont	x	x	x	x	x	x	x	x	x	x		x
Virgin Islands	Did not submit report.											
Virginia	x	x	x	x	x			x	x	x		x
Washington	x	x	x	x	x	x	x	x	x	x	x	x
West Virginia	x	x	x	x	x	x	x		x	x	x	x
Wisconsin	x	x	x	x	x		x				x	x
Wyoming	x	x	x	x		x	x			x	x	x

1. An "x" in this column indicates the state submitted more information in its report than the minimum EPA recommends in guidance.

State of **Alabama** 2005 PWS Compliance Report

Violations for 2005

Violations Category	MCL		Treatment Technique		Significant Monitoring	
	Violations	Systems in Violation	Violations	Systems in Violation	Violations	Systems in Violation
Chemical Contaminant Group	11*	5			278*	35
Total Coliform Rule	21	20			42	24
Surface Water Treatment Rule, Interim Enhanced Surface Water Treatment Rule, and Filter Backwash Recycling Rule			0	0	0	0
Lead and Copper Rule			NR	NR	11	11
Consumer Confidence Report					9	9
Disinfection Byproducts Rule	10	5	5	2	16	14

*Also includes Disinfection Byproducts Rule violations, which are set out separately below.

**Possible overcounting of violating systems

Total Number of Regulated Systems	643
Total Number of Systems in Violation	NR
Total Number of Violations	377

Where to Obtain the 2005 Annual State Public Water Systems Report

Alabama's State Report is available by accessing the state's web site or by contacting:

ADEM
 Drinking Water Branch
 PO Box 301463
 Montgomery, AL 36130-1463

Email: [tsd@adem.state .al.us](mailto:tsd@adem.state.al.us)

Website: <http://www.adem.state.al.us>

Reports can be reviewed at the ADEM field offices in Birmingham, Decatur, and Mobile.

State of **Alaska** 2005 PWS Compliance Report

Violations for 2005

Violations Category	MCL		Treatment Technique		Significant Monitoring	
	Violations	Systems in Violation	Violations	Systems in Violation	Violations	Systems in Violation
Chemical Contaminant Group	4	3			1,724	190
Total Coliform Rule	42	32			740	416
Surface Water Treatment Rule, Interim Enhanced Surface Water Treatment Rule, and Filter Backwash Recycling Rule			228	80	186	38
Lead and Copper Rule			9	9	264	167
Consumer Confidence Report					191	133
Disinfection Byproducts Rule	64	25	6	3	229	69

Total Number of Regulated Systems	1,549
Total Number of Systems in Violation	677
Total Number of Violations	3,687

Where to Obtain the 2005 Annual State Public Water Systems Report

Alaska's State Report is available by accessing the state's web site or by contacting:

ADEC
 Drinking Water Program
 555 Cordova Street
 Anchorage, AK 99501

Web Site: <http://www.dec.state.ak.us/eh/dw/dwmain/violations.html>

State of **American Samoa** 2005 PWS Compliance Report

Violations for 2005

Violations Category	MCL		Treatment Technique		Significant Monitoring	
	Violations	Systems in Violation	Violations	Systems in Violation	Violations	Systems in Violation
Chemical Contaminant Group	0	0			0	0
Total Coliform Rule	16	6			0	0
Surface Water Treatment Rule, Interim Enhanced Surface Water Treatment Rule, and Filter Backwash Recycling Rule			5	5	15	5
Lead and Copper Rule			0	0	0	0
Consumer Confidence Report					0	0
Disinfection Byproducts Rule	0	0	NR	NR	0	0

Total Number of Regulated Systems	19
Total Number of Systems in Violation	NR
Total Number of Violations	36

Where to Obtain the 2005 Annual State Public Water Systems Report

American Samoa did not publish an Annual Report. EPA generated data from SDWIS/FED.

State of **Arizona** 2005 PWS Compliance Report

Violations for 2005

Violations Category	MCL		Treatment Technique		Significant Monitoring	
	Violations	Systems in Violation	Violations	Systems in Violation	Violations	Systems in Violation
Chemical Contaminant Group	49	37*			430	393*
Total Coliform Rule	122	90			1,391	537
Surface Water Treatment Rule, Interim Enhanced Surface Water Treatment Rule, and Filter Backwash Recycling Rule			10	10	0	0
Lead and Copper Rule			0	0	1,344	623
Consumer Confidence Report					574	260
Disinfection Byproducts Rule	19	7	NR	NR	1,079	470

*Possible overcounting of violating systems.

Total Number of Regulated Systems	1,621
Total Number of Systems in Violation	NR
Total Number of Violations	5,018

Where to Obtain the 2005 Annual State Public Water Systems Report

Arizona did not publish an Annual Report. EPA generated data from SDWIS/FED.

State of **Arkansas** 2005 PWS Compliance Report

Violations for 2005

Violations Category	MCL		Treatment Technique		Significant Monitoring	
	Violations	Systems in Violation	Violations	Systems in Violation	Violations	Systems in Violation
Chemical Contaminant Group	20	7*			0	0
Total Coliform Rule	73	66			166	125
Surface Water Treatment Rule, Interim Enhanced Surface Water Treatment Rule, and Filter Backwash Recycling Rule			236	37	49	22
Lead and Copper Rule			10	7	55	43
Consumer Confidence Report					42	42
Disinfection Byproducts Rule	83	40	25	12*	45	37

*Possible overcounting of violating systems.

Total Number of Regulated Systems	1,103**
Total Number of Systems in Violation	302
Total Number of Violations	804

**The total number of regulated systems stated in the introduction to the report (1,103) differs from the total number stated in a later section of the report (1,097).

Where to Obtain the 2005 Annual State Public Water Systems Report

Arkansas' State Report is available by accessing the state's web site or by contacting:

Arkansas Department of Health & Human Services
 Engineering Section
 P.O Box 1437, Slot H37
 Little Rock, AR 72203-1437

Web Site: <http://www.healthyearkansas.com/eng/viol.htm>

Attention: David Quattlebaum, Compliance/Enforcement Officer

Telephone: (501) 661-2623

Fax: (501) 661-2032

Email: david.quattlebaum@arkansas.gov

Arkansas' State Report is also available at all local health units in Arkansas.

State of **California** 2005 PWS Compliance Report

Violations for 2005

Violations Category	MCL		Treatment Technique		Significant Monitoring	
	Violations	Systems in Violation	Violations	Systems in Violation	Violations	Systems in Violation
Chemical Contaminant Group	108	71**			142	122**
Total Coliform Rule	643	475**			725	583**
Surface Water Treatment Rule, Interim Enhanced Surface Water Treatment Rule, and Filter Backwash Recycling Rule			70	41**	17	14**
Lead and Copper Rule			0	0	17	15
Consumer Confidence Report					213	210
Disinfection Byproducts Rule	98	52**	2	1	170	163**

* State combines the number of systems in violation for both MCL and monitoring violations.

** Possible overcounting of violating systems.

Total Number of Regulated Systems	7,742
Total Number of Systems in Violation	NR
Total Number of Violations	2,205

Where to Obtain the 2005 Annual State Public Water Systems Report

California's State Report is available by accessing the state's web site or by contacting:

Department of Health Services

Web site: <http://www.dhs.ca.gov/ps/ddwem/publications/pubindex.htm>

Telephone: (916) 449-5600

State of **Colorado** 2005 PWS Compliance Report

Violations for 2005

Violations Category	MCL		Treatment Technique		Significant Monitoring	
	Violations	Systems in Violation	Violations	Systems in Violation	Violations	Systems in Violation
Chemical Contaminant Group	9	8			307	287
Total Coliform Rule	44	42			458	325
Surface Water Treatment Rule, Interim Enhanced Surface Water Treatment Rule, and Filter Backwash Recycling Rule			63	34	92	25
Lead and Copper Rule			0	0	71	68
Consumer Confidence Report					48	48
Disinfection Byproducts Rule	64	19	7	7	162	58*

*Two charts in report show that there were 58 systems in violation, however, the written report states that there are 158 Systems in violation.

Total Number of Regulated Systems	1,975
Total Number of Systems in Violation	NR
Total Number of Violations	1,325

Where to Obtain the 2005 Annual State Public Water Systems Report

Colorado's State Report is available by accessing the state's web site or by contacting:

Colorado Department of Public Health and Environment
 Water Quality Control Division
 Attention: Annual Compliance Report
 CADM-B2
 4300 Cherry Creek Drive South
 Denver, CO 80246

Lori Gerzina
 WQCD Compliance Assurance & Data Management Unit

Telephone: (303) 692-3587

Email: lori.gerzina@state.co.us

Web Site: <http://www.cdphe.state.co.us/wq/drinkingwater/index.html>

State of **Connecticut** 2005 PWS Compliance Report

Violations for 2005

Violations Category	MCL		Treatment Technique		Significant Monitoring	
	Violations	Systems in Violation	Violations	Systems in Violation	Violations	Systems in Violation
Chemical Contaminant Group	51	16*			3,749	351*
Total Coliform Rule	393	220			1,247	586
Surface Water Treatment Rule, Interim Enhanced Surface Water Treatment Rule, and Filter Backwash Recycling Rule			NR	NR	NR	NR
Lead and Copper Rule			12	12	47	46
Consumer Confidence Report					249	167
Disinfection Byproducts Rule	10	5	4	1	117	36

* Possible overcounting of violating systems.

Total Number of Regulated Systems	2,745
Total Number of Systems in Violation	NR
Total Number of Violations	5,879

Where to Obtain the 2005 Annual State Public Water Systems Report

Connecticut's State Report is available by accessing the state's web site or by contacting:

Drinking Water Section offices
 Department of Public Health
 450 Capitol Avenue
 Hartford, CT 06106-1365

Web Site: <http://www.dph.state.ct.us/BRS/Water/DWD.htm>

Telephone: (860) 509-7333

State of **Delaware** 2005 PWS Compliance Report

Violations for 2005

Violations Category	MCL		Treatment Technique		Significant Monitoring	
	Violations	Systems in Violation	Violations	Systems in Violation	Violations	Systems in Violation
Chemical Contaminant Group	29	19**			0	0
Total Coliform Rule	52*	44*			0	0
Surface Water Treatment Rule, Interim Enhanced Surface Water Treatment Rule, and Filter Backwash Recycling Rule			0	0	0	0
Lead and Copper Rule			0	0	18	11
Consumer Confidence Report					22	13
Disinfection Byproducts Rule	0	0	NR	NR	0	0

* The state report gives different counts in several tables in the report. Counts from the summary table are shown here.

**Possible overcounting of violating systems.

Total Number of Regulated Systems	541
Total Number of Systems in Violation	86
Total Number of Violations	121

Where to Obtain the 2005 Annual State Public Water Systems Report

Delaware's State Report is available by contacting:

Office of Drinking Water
 Division of Public Health
 Blue Hen Corporate Center
 655 Bay Road, Suite 203
 Dover, DE 19901

Telephone: (302) 741-8630

Fax: (302) 741-8631

District of Columbia 2005 PWS Compliance Report

Violations for 2005

Violations Category	MCL		Treatment Technique		Significant Monitoring	
	Violations	Systems in Violation	Violations	Systems in Violation	Violations	Systems in Violation
Chemical Contaminant Group	0	0			1**	1
Total Coliform Rule	0	0			0	0
Surface Water Treatment Rule, Interim Enhanced Surface Water Treatment Rule, and Filter Backwash Recycling Rule			0	0	0	0
Lead and Copper Rule			1	1	0	0
Consumer Confidence Report					1	1
Disinfection Byproducts Rule	0	0	0	0	2*	1

*The DBP monitoring violations occurred in 2004, but were discovered/issued in 2005.

**The monitoring violation for the SOC glyphosate occurred in 2003, but was discovered during 2005.

Total Number of Regulated Systems	6
Total Number of Systems in Violation	2
Total Number of Violations	5

Where to Obtain the 2005 Annual State Public Water Systems Report

District of Columbia's State Report is available by contacting:

Karen D. Johnson, Chief
 Ground Water and Enforcement Branch (3WP32)
 U.S. EPA Region III
 1650 Arch Street
 Philadelphia, PA 19103-2029
 Phone: (215) 814-5445
 Fax: (215) 814-2302
 E-mail: johnson.karend@epa.gov

Website: <http://www.epa.gov/reg3wapd/drinkingwater/DCdrinking/index.htm>

State of **Florida** 2005 PWS Compliance Report

Violations for 2005

Violations Category	MCL		Treatment Technique		Significant Monitoring	
	Violations	Systems in Violation	Violations	Systems in Violation	Violations	Systems in Violation
Chemical Contaminant Group	601	236*			307	294*
Total Coliform Rule	227	208			600	524
Surface Water Treatment Rule, Interim Enhanced Surface Water Treatment Rule, and Filter Backwash Recycling Rule			3	1	0	0
Lead and Copper Rule			0	0	84	82
Consumer Confidence Report					154	154
Disinfection Byproducts Rule	NR	NR	NR	NR	NR	NR

*Possible overcounting of violating systems.

Total Number of Regulated Systems	6,103
Total Number of Systems in Violation	1,184
Total Number of Violations	1,976

Where to Obtain the 2005 Annual State Public Water Systems Report

Florida's State Report is available by accessing the state's web site:

Website: <http://www.dep.state.fl.us/water/drinkingwater>

State of **Georgia** 2005 PWS Compliance Report

Violations for 2005

Violations Category	MCL		Treatment Technique		Significant Monitoring	
	Violations	Systems in Violation	Violations	Systems in Violation	Violations	Systems in Violation
Chemical Contaminant Group	12	9*			29	1
Total Coliform Rule	115	90			479	318
Surface Water Treatment Rule, Interim Enhanced Surface Water Treatment Rule, and Filter Backwash Recycling Rule			1	1	0	0
Lead and Copper Rule			3	3	538	446
Consumer Confidence Report					772	693
Disinfection Byproducts Rule	15	9	NR	NR	31	31

*Possible overcounting of violating systems.

Total Number of Regulated Systems	2,451
Total Number of Systems in Violation	NR
Total Number of Violations	1,995

Where to Obtain the 2005 Annual State Public Water Systems Report

Georgia did not publish an Annual Report. EPA generated data from SDWIS/FED.

Guam 2005 PWS Compliance Report

Violations for 2005

Violations Category	MCL		Treatment Technique		Significant Monitoring	
	Violations	Systems in Violation	Violations	Systems in Violation	Violations	Systems in Violation
Chemical Contaminant Group	0	0			0	0
Total Coliform Rule	0	0			0	0
Surface Water Treatment Rule, Interim Enhanced Surface Water Treatment Rule, and Filter Backwash Recycling Rule			0	0	0	0
Lead and Copper Rule			0	0	2	2
Consumer Confidence Report					0	0
Disinfection Byproducts Rule	0	0	NR	NR	0	0

Total Number of Regulated Systems	13
Total Number of Systems in Violation	NR
Total Number of Violations	2

Where to Obtain the 2005 Annual State Public Water Systems Report

Guam did not publish an Annual Report. EPA generated data from SDWIS/FED.

State of **Hawaii** 2005 PWS Compliance Report

Violations for 2005

Violations Category	MCL		Treatment Technique		Significant Monitoring	
	Violations	Systems in Violation	Violations	Systems in Violation	Violations	Systems in Violation
Chemical Contaminant Group	0	0			0	0
Total Coliform Rule	3	3			1	1
Surface Water Treatment Rule, Interim Enhanced Surface Water Treatment Rule, and Filter Backwash Recycling Rule			28	4	0	0
Lead and Copper Rule			0	0	4	4
Consumer Confidence Report					0	0
Disinfection Byproducts Rule	8	3	0	0	3	2

Total Number of Regulated Systems	131
Total Number of Systems in Violation	14
Total Number of Violations	47

Where to Obtain the 2005 Annual State Public Water Systems Report

Hawaii's State Report is available by contacting:

Hawaii Department of Health
 Safe Drinking Water Branch
 Environmental Management Division
 919 Ala Moana Boulevard, Room 308
 Honolulu, HI 96814-4920

Attention: Stuart Yamada, P.E., Chief

Telephone: (808) 586-4258

Fax: (808) 586-4351

E-mail: bwong@eha.health.state.hi.us

State of Idaho 2005 PWS Compliance Report

Violations for 2005

Violations Category	MCL		Treatment Technique		Significant Monitoring	
	Violations	Systems in Violation	Violations	Systems in Violation	Violations	Systems in Violation
Chemical Contaminant Group	37	17			101	89
Total Coliform Rule	159	131			376	292
Surface Water Treatment Rule, Interim Enhanced Surface Water Treatment Rule, and Filter Backwash Recycling Rule			36	16	21	5
Lead and Copper Rule			2	2	76	57
Consumer Confidence Report					NR	NR
Disinfection Byproducts Rule	2	2	0	0	77	48

Total Number of Regulated Systems	2,018
Total Number of Systems in Violation	596
Total Number of Violations	887

Where to Obtain the 2005 Annual State Public Water Systems Report

Idaho's State Report is available by accessing the state's web site or by contacting:

Idaho Department of Environmental Quality's six regional offices or the state's seven district health departments

Web Site: http://www.deq.state.id.us/water/data_reports/drinking_water/acr_04.pdf

DEQ Regional Offices and District Health Departments

North Idaho

Coeur d'Alene Regional Office
2110 Ironwood Parkway
Coeur d'Alene, ID 83814
(208) 769-1422

Health District 1
Panhandle Health District Dept.
322 Marion
Sandpoint, ID 83864
(208) 265-6384

North Central Idaho
Lewiston Regional Office
1118 F Street
Lewiston, ID 83501
(208) 799-4370

Health District 2
North Central District Health Dept.
215 10th Street
Lewiston, ID 83501
(208) 799-3100

Southwest Idaho

Boise Regional Office
1445 North Orchard
Boise, ID 83706-2239
(208) 373-0550

Health District 3
Southwest District Health Dept.
920 Main Street
Caldwell, ID 83605
(208) 455-5403

Health District 4
Central District Health Dept.
707 North Armstrone Place
Boise, ID 83704
(208) 327-8522

South Central Idaho

Twin Falls Regional Office
601 Pole Line Road, Suite 2
Twin Falls, ID 83301
(208) 736-2190

Health District 5
South Central District Health Dept.
1020 Washington Street North
Twin Falls, ID 83301
(208) 734-5900, Ext. 213

Southeast Idaho
Pocatello Regional Office
444 Hospital Wav. #300
Pocatello, ID 83201
(208) 236-6160

Health District 6
Southeastern District Health Dept.
1901 Alvin Ricken Drive
Pocatello, ID 83201-2727
(208) 233-9080, Ext. 320

Eastern Idaho

Idaho Falls Regional Office
900 N. Skvline, Suite B
Idaho Falls, ID 83402
(208) 528-2650

Health District 7
District Seven Health Dept.
254 "E" Street
Idaho Falls, ID 83402
(208) 523-5382

State of Illinois 2005 PWS Compliance Report

Violations for 2005

Violations Category	MCL		Treatment Technique		Significant Monitoring	
	Violations	Systems in Violation	Violations	Systems in Violation	Violations	Systems in Violation
Chemical Contaminant Group	401	106*			3,682	279*
Total Coliform Rule	101	91			162	126
Surface Water Treatment Rule, Interim Enhanced Surface Water Treatment Rule, and Filter Backwash Recycling Rule			23	14	15	3
Lead and Copper Rule			14	14	260	192
Consumer Confidence Report					179	143
Disinfection Byproducts Rule	57	18	23	7	160	94

*Possible overcounting of violating systems.

Total Number of Regulated Systems	6,012
Total Number of Systems in Violation	724
Total Number of Violations	5,077

Where to Obtain the 2005 Annual State Public Water Systems Report

Illinois' State Report is available by accessing the state's website or by contacting:

Illinois EPA
 Bureau of Water, Compliance Assurance Section
 1021 North Grand Ave
 PO Box 19276
 Springfield, IL 62794

Contact: Mike Crumly

Telephone: (217) 785-0561

Fax: (217) 557-1407

Web Site: <http://www.epa.state.il.us/water/compliance/drinking-water/compliance-report/index.html>

State of **Indiana** 2005 PWS Compliance Report

Violations for 2005

Violations Category	MCL		Treatment Technique		Significant Monitoring	
	Violations	Systems in Violation	Violations	Systems in Violation	Violations	Systems in Violation
Chemical Contaminant Group	48	33*			2,047	362*
Total Coliform Rule	409	359			1,346	978
Surface Water Treatment Rule, Interim Enhanced Surface Water Treatment Rule, and Filter Backwash Recycling Rule			13	6	0	0
Lead and Copper Rule			9	8	108	62
Consumer Confidence Report					32	24
Disinfection Byproducts Rule	38	13	NR	NR	29	17

*Possible overcounting of violating systems.

Total Number of Regulated Systems	4,395
Total Number of Systems in Violation	1,555
Total Number of Violations	4,079

Where to Obtain the 2005 Annual State Public Water Systems Report

Indiana's State Report is available by accessing the state's web site or by contacting:

Indiana Department of Environmental Management
Office of Water Management
Drinking Water Branch

Web Site: <http://www.in.gov/idem/compliance/water/drinkingwater/compeval>

Telephone: (317) 308-3280

State of Iowa 2005 PWS Compliance Report

Violations for 2005

Violations Category	MCL		Treatment Technique		Significant Monitoring	
	Violations	Systems in Violation	Violations	Systems in Violation	Violations	Systems in Violation
Chemical Contaminant Group	129	54			497	169
Total Coliform Rule	174	105			356	221
Surface Water Treatment Rule, Interim Enhanced Surface Water Treatment Rule, and Filter Backwash Recycling Rule			3	2	4	2
Lead and Copper Rule			47	39	35	18
Consumer Confidence Report					35	35
Disinfection Byproducts Rule	0	0	0	0	56	25

Total Number of Regulated Systems	2,047
Total Number of Systems in Violation	612*
Total Number of Violations	1,377**

*Possible overcounting of violating systems.

** The total violations indicated in the report (1,377) differs from the calculated total (1,336).

Where to Obtain the 2005 Annual State Public Water Systems Report

Iowa's State Report is available by accessing the state's web site or by contacting:

Iowa Department of Natural Resources - Water Supply
 401 SW 7th St., Suite M
 Des Moines, IA 50309-4611

Web Site: <http://www.iowadnr.com/water/drinking/reports.html>

Telephone: (515) 725-0348

State of **Kansas** 2005 PWS Compliance Report

Violations for 2005

Violations Category	MCL		Treatment Technique		Significant Monitoring	
	Violations	Systems in Violation	Violations	Systems in Violation	Violations	Systems in Violation
Chemical Contaminant Group	45	28*†			6*	6*
Total Coliform Rule	31	30			44	36
Surface Water Treatment Rule, Interim Enhanced Surface Water Treatment Rule, and Filter Backwash Recycling Rule			8	3	8*	3*
Lead and Copper Rule			0	0	3	3
Consumer Confidence Report					108	108
Disinfection Byproducts Rule	353	102	110	36	10	10

* The state report presents different counts in the summary and in data tables. Counts from the summary are shown here.

† Possible overcounting of violating systems.

Total Number of Regulated Systems	1,053
Total Number of Systems in Violation	338
Total Number of Violations	738

Where to Obtain the 2005 Annual State Public Water Systems Report

Kansas' State Report is available by accessing the state's web site or by contacting:

Kansas Department of Health and Environment
 Bureau of Water
 1000 SW Jackson, Suite 420
 Topeka, KS 66612-1367

Web Site: <http://www.kdheks.gov/pws/>

Attention: Patti J. Croy

Telephone: (785) 296-3016

Fax: (785) 296-5509

E-mail: pcroy@kdhe.state.ks.us

Commonwealth of **Kentucky** 2005 PWS Compliance Report

Violations for 2005

Violations Category	MCL		Treatment Technique		Significant Monitoring	
	Violations	Systems in Violation	Violations	Systems in Violation	Violations	Systems in Violation
Chemical Contaminant Group	1	1			63	15
Total Coliform Rule	21	14			28	17
Surface Water Treatment Rule, Interim Enhanced Surface Water Treatment Rule, and Filter Backwash Recycling Rule			24	10	27	11
Lead and Copper Rule			0	0	140	106
Consumer Confidence Report					87	67
Disinfection Byproducts Rule	107	40	47	20	98	62

Total Number of Regulated Systems	NR
Total Number of Systems in Violation	NR
Total Number of Violations	643

Where to Obtain the 2005 Annual State Public Water Systems Report

Kentucky's State Report is available by accessing the state's website or by contacting:

Contact Name: Frank Hall

Telephone: (502) 564-2225 ext. 542

Website: <http://www.water.ky.gov/dw/consumer/acr/>

State of **Louisiana** 2005 PWS Compliance Report

Violations for 2005

Violations Category	MCL		Treatment Technique		Significant Monitoring	
	Violations	Systems in Violation	Violations	Systems in Violation	Violations	Systems in Violation
Chemical Contaminant Group	0	0			0	0
Total Coliform Rule	165*	136**			40*	35**
Surface Water Treatment Rule, Interim Enhanced Surface Water Treatment Rule, and Filter Backwash Recycling Rule			7*	4*	3	2
Lead and Copper Rule			NR	NR	NR	NR
Consumer Confidence Report					NR	NR
Disinfection Byproducts Rule	344*	123**	NR	NR	141*	97**

* The state report presents different counts in the summary and in data tables. Counts from the summary are shown here.

** Possible overcounting of violating systems.

Total Number of Regulated Systems	~1,600
Total Number of Systems in Violation	426
Total Number of Violations	779†

† The total violations indicated in the report (779) differs from the calculated total (700).

Where to Obtain the 2005 Annual State Public Water Systems Report

Louisiana's State Report is available by accessing the state's web site.

Website: <http://www.dhh.la.gov>

State of **Maine** 2005 PWS Compliance Report

Violations for 2005

Violations Category	MCL		Treatment Technique		Significant Monitoring	
	Violations	Systems in Violation	Violations	Systems in Violation	Violations	Systems in Violation
Chemical Contaminant Group	17	15*			456	311*
Total Coliform Rule	290	209			1,375	667
Surface Water Treatment Rule, Interim Enhanced Surface Water Treatment Rule, and Filter Backwash Recycling Rule			1	1	0	0
Lead and Copper Rule			26	25	115	92
Consumer Confidence Report					38	30
Disinfection Byproducts Rule	88	29	NR	NR	5	3

* Possible overcounting of violating systems.

Total Number of Regulated Systems	2,125
Total Number of Systems in Violation	NR
Total Number of Violations	2,411

Where to Obtain the 2005 Annual State Public Water Systems Report

Maine's State Report is available by contacting:

Maine Drinking Water Program

Attention: Carlton Gardner, Compliance and Enforcement Team Leader

Telephone: (207) 287-8403

Fax: (207) 287-4172

State of **Maryland** 2005 PWS Compliance Report

Violations for 2005

Violations Category	MCL		Treatment Technique		Significant Monitoring	
	Violations	Systems in Violation	Violations	Systems in Violation	Violations	Systems in Violation
Chemical Contaminant Group	19	18*			43	42
Total Coliform Rule	327	284*			170	97
Surface Water Treatment Rule, Interim Enhanced Surface Water Treatment Rule, and Filter Backwash Recycling Rule			19	13*	1	1
Lead and Copper Rule			26	25	98	95*
Consumer Confidence Report					20	20
Disinfection Byproducts Rule	8	4	NR	NR	5	5

*Possible overcounting of violating systems.

Total Number of Regulated Systems	3,629
Total Number of Systems in Violation	NR
Total Number of Violations	736

Where to Obtain the 2005 Annual State Public Water Systems Report

Maryland's State Report is available by accessing the state's web site:

Website: <http://www.mde.state.md.us>

Commonwealth of **Massachusetts** 2005 PWS Compliance Report

Violations for 2005

Violations Category	MCL		Treatment Technique		Significant Monitoring	
	Violations	Systems in Violation	Violations	Systems in Violation	Violations	Systems in Violation
Chemical Contaminant Group	0	0			1	1
Total Coliform Rule	36	32			31	17
Surface Water Treatment Rule, Interim Enhanced Surface Water Treatment Rule, and Filter Backwash Recycling Rule			5	4	19	1
Lead and Copper Rule			13	12	72	63
Consumer Confidence Report					2	1
Disinfection Byproducts Rule	0	0	NR	NR	1	1

Total Number of Regulated Systems	1,712
Total Number of Systems in Violation	NR
Total Number of Violations	180

Where to Obtain the 2005 Annual State Public Water Systems Report

Massachusetts did not publish an Annual Report. EPA generated data from SDWIS/FED.

State of **Michigan** 2005 PWS Compliance Report

Violations for 2005

Violations Category	MCL		Treatment Technique		Significant Monitoring	
	Violations	Systems in Violation	Violations	Systems in Violation	Violations	Systems in Violation
Chemical Contaminant Group	17	16			696*	523
Total Coliform Rule	390	350			1,138	924
Surface Water Treatment Rule, Interim Enhanced Surface Water Treatment Rule, and Filter Backwash Recycling Rule			2	1	1	1
Lead and Copper Rule			0	0	330	268
Consumer Confidence Report					51	50
Disinfection Byproducts Rule	7	2	1	1	17	10

*State reports different totals in summary and detail tables. Totals from the summary table are included here.

Total Number of Regulated Systems	11,686
Total Number of Systems in Violation	1,834**
Total Number of Violations	2,824†

† The total number of violations in the report (2,824) differs from the calculated total (2,811) because public notification violations are included in the report total.

**Includes systems with public notification violations.

Where to Obtain the 2005 Annual State Public Water Systems Report

Michigan's State Report is available by accessing the state's web site or by contacting:

Mr. Dan Dettweiler
 Telephone: (517) 241-1373
 E-mail: dettweid@michigan.gov

Ms. Kris Philip
 Telephone: (517) 241-1238
 E-mail: philipk@michigan.gov

Web Site: <http://www.michigan.gov/deg>; Click on Water, then Drinking Water, then Community Water Supply.

State of **Minnesota** 2005 PWS Compliance Report

Violations for 2005

Violations Category	MCL		Treatment Technique		Significant Monitoring	
	Violations	Systems in Violation	Violations	Systems in Violation	Violations	Systems in Violation
Chemical Contaminant Group	37	37*			NR	NR
Total Coliform Rule	277	273*			80	66
Surface Water Treatment Rule, Interim Enhanced Surface Water Treatment Rule, and Filter Backwash Recycling Rule			12	11*	25	16*
Lead and Copper Rule			24	24*	NR	NR
Consumer Confidence Report					27	25
Disinfection Byproducts Rule	2	2	NR	NR	NR	NR

*Possible overcounting of violating systems.

Total Number of Regulated Systems	7,430
Total Number of Systems in Violation	NR
Total Number of Violations	484

Where to Obtain the 2005 Annual State Public Water Systems Report

Minnesota's State Report is available by accessing the state's web site:

Web Site: <http://www.health.state.mn.us/divs/eh/water/com/dwar/report05.html>

State of **Mississippi** 2005 PWS Compliance Report

Violations for 2005

Violations Category	MCL		Treatment Technique		Significant Monitoring	
	Violations	Systems in Violation	Violations	Systems in Violation	Violations	Systems in Violation
Chemical Contaminant Group	0	0			0	0
Total Coliform Rule	63	50			50	39
Surface Water Treatment Rule, Interim Enhanced Surface Water Treatment Rule, and Filter Backwash Recycling Rule			0	0	0	0
Lead and Copper Rule			0	0	30	24
Consumer Confidence Report					720	511
Disinfection Byproducts Rule	0	0	0	0	0	0

Total Number of Regulated Systems	NR
Total Number of Systems in Violation	NR
Total Number of Violations	863

Where to Obtain the 2005 Annual State Public Water Systems Report

Mississippi's State Report is available by accessing the state's website or by contacting:

Mississippi Department of Health
 Bureau of Public Water Supply
 570 East Woodrow Wilson Ave., Ste. U-241
 Jackson, MS 39215-1700

Contact Name: Melissa Parker

Email: mparker@msdh.state.ms.us

Telephone: 601-576-7518

Fax: 601-576-7522

Website: <http://www.msdh.state.ms.us>

State of **Missouri** 2005 PWS Compliance Report

Violations for 2005

Violations Category	MCL		Treatment Technique		Significant Monitoring	
	Violations	Systems in Violation	Violations	Systems in Violation	Violations	Systems in Violation
Chemical Contaminant Group	159	27*			368	328*
Total Coliform Rule	445	308			787	444
Surface Water Treatment Rule, Interim Enhanced Surface Water Treatment Rule, and Filter Backwash Recycling Rule			25	12	1	1
Lead and Copper Rule			1	1	126	124
Consumer Confidence Report					142	142
Disinfection Byproducts Rule	112	27	16	10	0	0

*Possible overcounting of violating systems.

Total Number of Regulated Systems	2,741
Total Number of Systems in Violation	NR
Total Number of Violations	2,182

Where to Obtain the 2005 Annual State Public Water Systems Report

Missouri's State Report is available by accessing the state's web site or by contacting:

Missouri Department of Natural Resources
 Public Drinking Branch
 Water Protection Program
 P.O. Box 176
 Jefferson City, MO 65102

Web Site: <http://www.dnr.mo.gov/env/wpp/dw-index.htm>

Telephone: (800) 361-4827 or (573) 751-5331

State of **Montana** 2005 PWS Compliance Report

Violations for 2005

Violations Category	MCL		Treatment Technique		Significant Monitoring	
	Violations	Systems in Violation	Violations	Systems in Violation	Violations	Systems in Violation
Chemical Contaminant Group	28	16*			2,162	375*
Total Coliform Rule	209	160			1,223	651
Surface Water Treatment Rule, Interim Enhanced Surface Water Treatment Rule, and Filter Backwash Recycling Rule			15	7	54	21
Lead and Copper Rule			0	0	65	48
Consumer Confidence Report					98	98
Disinfection Byproducts Rule	0	0	NR	NR	60	60

*Possible overcounting of violating systems.

Total Number of Regulated Systems	2,069
Total Number of Systems in Violation	NR
Total Number of Violations	3,914

Where to Obtain the 2005 Annual State Public Water Systems Report

Montana's State Report is available by contacting:

Montana Department of Environmental Quality
P.O. Box 200901
Helena, MT 59620-0901
Telephone: (406) 444-4071

John Camden, Compliance Section Supervisor
Public Water Supply Section

Jon Dilliard, Bureau Chief
Public Water & Subdivisions Bureau
Permitting & Compliance Division

State of **Nebraska** 2005 PWS Compliance Report

Violations for 2005

Violations Category	MCL		Treatment Technique		Significant Monitoring	
	Violations	Systems in Violation	Violations	Systems in Violation	Violations	Systems in Violation
Chemical Contaminant Group	171	91*			31	31*
Total Coliform Rule	212	155*			134	119
Surface Water Treatment Rule, Interim Enhanced Surface Water Treatment Rule, and Filter Backwash Recycling Rule			0	0	1	1
Lead and Copper Rule			0	0	0	0
Consumer Confidence Report					NR	NR
Disinfection Byproducts Rule	1	1	NR	NR	0	0

* Possible overcounting of violating systems.

Total Number of Regulated Systems	1,344
Total Number of Systems in Violation	436
Total Number of Violations	588**

**The total violations indicated in the report (588) differs from the calculated total (550).

Where to Obtain the 2005 Annual State Public Water Systems Report

Nebraska's State Report is available by accessing the state's web site or by contacting:

Nebraska Department of Health and Human Services Regulation and Licensure
 301 Centennial Mall South
 PO Box 95007
 Lincoln, NE 68509

Attention: Jo Ann Wagner

Web Site: <http://www.hhs.state.ne.us/enh/pwsindex.htm>

Telephone: (402) 471-2541

Fax: (402) 471-6436

E-mail: joann.wagner@hhs.ne.gov

Nebraska's State Report is also available through the Nebraska Library Commission.

State of Nevada 2005 PWS Compliance Report

Violations for 2005

Violations Category	MCL		Treatment Technique		Significant Monitoring	
	Violations	Systems in Violation	Violations	Systems in Violation	Violations	Systems in Violation
Chemical Contaminant Group	3*	3*			454	131
Total Coliform Rule	206*	141*			*	*
Surface Water Treatment Rule, Interim Enhanced Surface Water Treatment Rule, and Filter Backwash Recycling Rule			0	0	0	0
Lead and Copper Rule			14*	12*	*	*
Consumer Confidence Report					70	70
Disinfection Byproducts Rule	198*	41*	*	*	*	*

* The report indicates violations by rule but does not always break them down by MCL/TT and monitoring violations. Violations are shown under the appropriate rule but may include both categories.

Total Number of Regulated Systems	587
Total Number of Systems in Violation	214
Total Number of Violations	815**

** The total violations indicated in the report (815) differs from the calculated total (945).

Where to Obtain the 2005 Annual State Public Water Systems Report

Nevada publishes its ACR and distributes it to the county libraries in the State.

State of **New Hampshire** 2005 PWS Compliance Report

Violations for 2005

Violations Category	MCL		Treatment Technique		Significant Monitoring	
	Violations	Systems in Violation	Violations	Systems in Violation	Violations	Systems in Violation
Chemical Contaminant Group	85	37*			447	62*
Total Coliform Rule	211	164			215	177
Surface Water Treatment Rule, Interim Enhanced Surface Water Treatment Rule, and Filter Backwash Recycling Rule			6	4	0	0
Lead and Copper Rule			6	5	23	23
Consumer Confidence Report					37	34
Disinfection Byproducts Rule	42	17	2	1	26	10

*Possible overcounting of violating systems.

Total Number of Regulated Systems	2,410
Total Number of Systems in Violation	NR
Total Number of Violations	1,100

Where to Obtain the 2005 Annual State Public Water Systems Report

New Hampshire's State Report is available by accessing the state's web site or by contacting:

New Hampshire Department of Environmental Services
 Water Division, Water Supply Engineering Bureau
 29 Hazen Drive
 P.O. Box 95
 Concord, NH 03301

Web Site: <http://www.des.state.nh.us/wseb>

Attention: Laurie Cullerot

Telephone: (603) 271-2954

E-mail: lcullerot@des.state.nh.us

State of **New Jersey** 2005 PWS Compliance Report

Violations for 2005

Violations Category	MCL		Treatment Technique		Significant Monitoring	
	Violations	Systems in Violation	Violations	Systems in Violation	Violations	Systems in Violation
Chemical Contaminant Group	46	33*			93	90
Total Coliform Rule	150	106			1,122	748
Surface Water Treatment Rule, Interim Enhanced Surface Water Treatment Rule, and Filter Backwash Recycling Rule			0	0	0	0
Lead and Copper Rule			0	0	862	613
Consumer Confidence Report					0	0
Disinfection Byproducts Rule	19	12	NR	NR	4	4

*Possible overcounting of violating systems.

Total Number of Regulated Systems	4,154
Total Number of Systems in Violation	NR
Total Number of Violations	2,296

Where to Obtain the 2005 Annual State Public Water Systems Report

New Jersey did not publish an Annual Report. EPA generated data from SDWIS/FED.

State of **New Mexico** 2005 PWS Compliance Report

Violations for 2005

Violations Category	MCL		Treatment Technique		Significant Monitoring	
	Violations	Systems in Violation	Violations	Systems in Violation	Violations	Systems in Violation
Chemical Contaminant Group	79	32*			NR	NR
Total Coliform Rule	139	116			206	157
Surface Water Treatment Rule, Interim Enhanced Surface Water Treatment Rule, and Filter Backwash Recycling Rule			43	13	7	3
Lead and Copper Rule			1	1	210	161*
Consumer Confidence Report					111	68
Disinfection Byproducts Rule	9	9	1	1	54	28

*Possible overcounting of violating systems.

Total Number of Regulated Systems	1,264
Total Number of Systems in Violation	433**
Total Number of Violations	860

**Includes systems with public notification violations.

Where to Obtain the 2005 Annual State Public Water Systems Report

New Mexico's State Report is available by accessing the state's web site or by contacting:

Darren Padilla
 Drinking Water Bureau
 New Mexico Environment Department
 525 Camino de los Marquez, Suite 4
 Santa Fe, NM 87505

Telephone: (505) 476-8631

Telephone (toll-free): (877) 654-8720

Web Site: <http://www.nmenv.state.nm.us/dwb/dwbtop.html>

State of **New York** 2005 PWS Compliance Report

Violations for 2005

Violations Category*	MCL		Treatment Technique		Significant Monitoring	
	Violations	Systems in Violation	Violations	Systems in Violation	Violations	Systems in Violation
Chemical Contaminant Group	NR	NR			NR	NR
Total Coliform Rule	NR	NR			NR	NR
Surface Water Treatment Rule, Interim Enhanced Surface Water Treatment Rule, and Filter Backwash Recycling Rule			NR	NR	NR	NR
Lead and Copper Rule			NR	NR	NR	NR
Consumer Confidence Report					NR	NR
Disinfection Byproducts Rule	NR	NR	NR	NR	NR	NR

*State submitted the information without a breakdown by rule.

Total Number of Regulated Systems	9,807
Total Number of Systems in Violation	3,139
Total Number of Violations	7,189

Where to Obtain the 2005 Annual State Public Water Systems Report

New York's State Report is available by accessing the state's web site:

Web Site: http://www.health.state.ny.us/environmental/water/drinking/violations/2005/2005_compliance_report.htm

State of **North Carolina** 2005 PWS Compliance Report

Violations for 2005

Violations Category	MCL		Treatment Technique		Significant Monitoring	
	Violations	Systems in Violation	Violations	Systems in Violation	Violations	Systems in Violation
Chemical Contaminant Group	217	49*			2,952	136*
Total Coliform Rule	370	288			3,316	1,768
Surface Water Treatment Rule, Interim Enhanced Surface Water Treatment Rule, and Filter Backwash Recycling Rule			7	7	1	1
Lead and Copper Rule			100	85	570	375
Consumer Confidence Report					1,367	1,083
Disinfection Byproducts Rule	354	64	8	3	1,175	741

*Possible overcounting of violating systems.

Total Number of Regulated Systems	6,854
Total Number of Systems in Violation	NR
Total Number of Violations	10,437

Where to Obtain the 2005 Annual State Public Water Systems Report

North Carolina's State Report is available by accessing the state's web site or by contacting:

EPA's Safe Drinking Water Hotline

Telephone: (800) 426-4791

North Carolina Public Water Supply Section

Telephone: (919) 715-3243

E-mail: Martha.Fillinger@ncmail.net

Web Site: <http://www.deh.enr.state.nc.us/pws>

State of **North Dakota** 2005 PWS Compliance Report

Violations for 2005

Violations Category	MCL		Treatment Technique		Significant Monitoring	
	Violations	Systems in Violation	Violations	Systems in Violation	Violations	Systems in Violation
Chemical Contaminant Group	6	2			1	1
Total Coliform Rule	24	21			79	62
Surface Water Treatment Rule, Interim Enhanced Surface Water Treatment Rule, and Filter Backwash Recycling Rule			8	5*	2	2*
Lead and Copper Rule			0	0	2	2
Consumer Confidence Report					0	0
Disinfection Byproducts Rule	49	19	8	2	29	17

*Possible overcounting of violating systems.

Total Number of Regulated Systems	510
Total Number of Systems in Violation	108
Total Number of Violations	209**

** The total violations indicated in the report (209) differs from the calculated total (208).

Where to Obtain the 2005 Annual State Public Water Systems Report

North Dakota's State Report is available by contacting:

North Dakota Department of Health
 Division of Municipal Facilities
 918 E Divide Ave., 3rd Floor
 Bismarck, ND 58501-1947

Attention: LeeAnn Tillotson

Telephone: (701) 328-5293

Fax: (701) 328-5200

E-mail: ltillots@nd.gov

Northern Mariana Islands 2005 PWS Compliance Report

Violations for 2005

Violations Category	MCL		Treatment Technique		Significant Monitoring	
	Violations	Systems in Violation	Violations	Systems in Violation	Violations	Systems in Violation
Chemical Contaminant Group	0	0			0	0
Total Coliform Rule	0	0			1	1
Surface Water Treatment Rule, Interim Enhanced Surface Water Treatment Rule, and Filter Backwash Recycling Rule			0	0	0	0
Lead and Copper Rule			0	0	90	90
Consumer Confidence Report					71	59
Disinfection Byproducts Rule	0	0	NR	NR	0	0

Total Number of Regulated Systems	106
Total Number of Systems in Violation	NR
Total Number of Violations	162

Where to Obtain the 2005 Annual State Public Water Systems Report

Northern Mariana Islands did not publish an Annual Report. EPA generated data from SDWIS/FED.

State of Ohio 2005 PWS Compliance Report

Violations for 2005

Violations Category	MCL		Treatment Technique		Significant Monitoring	
	Violations	Systems in Violation	Violations	Systems in Violation	Violations	Systems in Violation
Chemical Contaminant Group	191*	75*			2,487*	1,129*
Total Coliform Rule	602	423			1,332	914
Surface Water Treatment Rule, Interim Enhanced Surface Water Treatment Rule, and Filter Backwash Recycling Rule			114	33**	37	15*
Lead and Copper Rule			1	1	131	124
Consumer Confidence Report					108	101
Disinfection Byproducts Rule	168	63**	8	2	209	201**

* Also includes Disinfection Byproducts Rule violations, which are set out separately below.

**Possible overcounting of violating systems.

Total Number of Regulated Systems	5,392
Total Number of Systems in Violation	2,829
Total Number of Violations	5,020***

*** The total violations indicated in the report (5,020) differs from the calculated total (5,011).

Where to Obtain the 2005 Annual State Public Water Systems Report

Ohio's State Report is available by accessing the state's web site or by contacting:

PWS Annual Compliance Report
 Ohio EPA — DDAGW
 P.O. Box 1049
 Columbus, OH 43216-1049

Web Site: <http://www.epa.state.oh.us/ddagw/annualreports.html>

State of **Oklahoma** 2005 PWS Compliance Report

Violations for 2005

Violations Category	MCL		Treatment Technique		Significant Monitoring	
	Violations	Systems in Violation	Violations	Systems in Violation	Violations	Systems in Violation
Chemical Contaminant Group	69	43*			64	18*
Total Coliform Rule	107	87			584	256
Surface Water Treatment Rule, Interim Enhanced Surface Water Treatment Rule, and Filter Backwash Recycling Rule			6	5*	9	1
Lead and Copper Rule			0	0	4	4
Consumer Confidence Report					0	0
Disinfection Byproducts Rule	634	130	270	87	158	62

*Possible overcounting of violating systems.

Total Number of Regulated Systems	1,616
Total Number of Systems in Violation	693
Total Number of Violations	1,905

Where to Obtain the 2005 Annual State Public Water Systems Report

Oklahoma's State report is available by accessing the state's web site or by contacting:

Department of Environmental Quality
 Water Quality Division, 8th Floor
 707 N. Robinson
 Oklahoma City, OK 73101-1677

Department of Environmental Quality
 Water Quality Division
 P.O. Box 1677
 Oklahoma City, OK 73101-1677

Web Site: <http://www.deq.state.ok.us/WQDnew/pws/index.html>

State of **Oregon** 2005 PWS Compliance Report

Violations for 2005

Violations Category	MCL		Treatment Technique		Significant Monitoring	
	Violations	Systems in Violation	Violations	Systems in Violation	Violations	Systems in Violation
Chemical Contaminant Group	6	6			954	435
Total Coliform Rule	213	162			1,269	816
Surface Water Treatment Rule, Interim Enhanced Surface Water Treatment Rule, and Filter Backwash Recycling Rule			20	11	30	20
Lead and Copper Rule			48	42	565	352
Consumer Confidence Report					375	145
Disinfection Byproducts Rule	3	3	0	0	0	0

Total Number of Regulated Systems	NR
Total Number of Systems in Violation	NR
Total Number of Violations	3,483

Where to Obtain the 2005 Annual State Public Water Systems Report

Oregon's State Report does not provide information on where to obtain the report.

Commonwealth of **Pennsylvania** 2005 PWS Compliance Report

Violations for 2005

Violations Category	MCL		Treatment Technique		Significant Monitoring	
	Violations	Systems in Violation	Violations	Systems in Violation	Violations	Systems in Violation
Chemical Contaminant Group	125	72			5,709	662
Total Coliform Rule	389	282			1,867	1,284
Surface Water Treatment Rule, Interim Enhanced Surface Water Treatment Rule, and Filter Backwash Recycling Rule			56	14	1,173	202
Lead and Copper Rule			15	15	293	285
Consumer Confidence Report					448	446
Disinfection Byproducts Rule	76*	36*	NR	NR	3,268	1,001

*TT violations were included in the total MCL violations for DBPR. They were not entered separately in the report.

Total Number of Regulated Systems	9,723
Total Number of Systems in Violation	2,880
Total Number of Violations	13,734*

* Includes 315 violations of the Public Notification Rule.

Where to Obtain the 2005 Annual State Public Water Systems Report

Pennsylvania's State Report is available by accessing the state's web site or by contacting:

Department of Environmental Protection
 Bureau of Water Standards and Facility Regulation
 P.O. Box 8467, 11th Floor RCSOB
 Harrisburg, PA 17105-8467

Telephone: (717) 787-5017

Web Site: <http://www.dep.state.pa.us>

Keyword: drinking water

Puerto Rico 2005 PWS Compliance Report

Violations for 2005

Violations Category	MCL		Treatment Technique		Significant Monitoring	
	Violations	Systems in Violation	Violations	Systems in Violation	Violations	Systems in Violation
Chemical Contaminant Group	3	2			2,446	162*
Total Coliform Rule	270	132			2,093	256
Surface Water Treatment Rule, Interim Enhanced Surface Water Treatment Rule, and Filter Backwash Recycling Rule			426	67	1,404	121
Lead and Copper Rule			1	1	32	28
Consumer Confidence Report					NR	NR
Disinfection Byproducts Rule	19	11	NR	NR	45	35

*Possible overcounting of violating systems.

Total Number of Regulated Systems	506
Total Number of Systems in Violation	NR
Total Number of Violations	6,739

Where to Obtain the 2005 Annual State Public Water Systems Report

Puerto Rico's Report is available by contacting:

Department of Health
 Public Water Supply Supervision Program
 Ponce de León Avenue, #431 Nacional Plaza
 9th Floor, Suite 903
 Hato Rey, Puerto Rico 00917

Website: <http://www.salud.gov.pr>

State of **Rhode Island** 2005 PWS Compliance Report

Violations for 2005

Violations Category	MCL		Treatment Technique		Significant Monitoring	
	Violations	Systems in Violation	Violations	Systems in Violation	Violations	Systems in Violation
Chemical Contaminant Group	1	1			0	0
Total Coliform Rule	56	44			12	11
Surface Water Treatment Rule, Interim Enhanced Surface Water Treatment Rule, and Filter Backwash Recycling Rule			2	1	0	0
Lead and Copper Rule			0	0	3	3
Consumer Confidence Report					8	8
Disinfection Byproducts Rule	3	2	3	1	0	0

Total Number of Regulated Systems	483
Total Number of Systems in Violation	67
Total Number of Violations	88

Where to Obtain the 2005 Annual State Public Water Systems Report

Rhode Island's State Report does not provide information on where to obtain the report.

State of **South Carolina** 2005 PWS Compliance Report

Violations for 2005

Violations Category	MCL		Treatment Technique		Significant Monitoring	
	Violations	Systems in Violation	Violations	Systems in Violation	Violations	Systems in Violation
Chemical Contaminant Group	43	22*			0	0
Total Coliform Rule	80	69			144	73
Surface Water Treatment Rule, Interim Enhanced Surface Water Treatment Rule, and Filter Backwash Recycling Rule			0	0	3	2
Lead and Copper Rule			2	2	21	20
Consumer Confidence Report					62	62
Disinfection Byproducts Rule	10	6*	NR	NR	0	0

*Possible overcounting of violating systems.

Total Number of Regulated Systems	1,481
Total Number of Systems in Violation	214
Total Number of Violations	365

Where to Obtain the 2005 Annual State Public Water Systems Report

South Carolina's State Report is available by accessing the state's web site or by contacting:

SCDHEC's Bureau of Water
 2600 Bull Street
 Columbia, SC 29201

Attention: Bruce Bleau

Web Site: <http://www.scdhec.gov/water>

Telephone: (803) 898-4154

Fax: (803) 898-3795

E-mail: bleaup@dhec.sc.gov

State of **South Dakota** 2005 PWS Compliance Report

Violations for 2005

Violations Category	MCL		Treatment Technique		Significant Monitoring	
	Violations	Systems in Violation	Violations	Systems in Violation	Violations	Systems in Violation
Chemical Contaminant Group	30	14			294	23
Total Coliform Rule	40	30			54	42
Surface Water Treatment Rule, Interim Enhanced Surface Water Treatment Rule, and Filter Backwash Recycling Rule			3	3	1	1
Lead and Copper Rule			0	0	21	21
Consumer Confidence Report					16	16
Disinfection Byproducts Rule	14	2	24	21	74	23

Total Number of Regulated Systems	671
Total Number of Systems in Violation	NR
Total Number of Violations	571

Where to Obtain the 2005 Annual State Public Water Systems Report

South Dakota's State Report is available by accessing the state's web site or by contacting:

South Dakota Department of Environment and Natural Resources
 Drinking Water Program
 PMB-2020, Joe Foss Building
 523 East Capitol Ave.
 Pierre, SD 57501

Attention: Mark S. Mayer, P.E.

Telephone: (605) 773-3754

Email: mark.mayer@state.sd.us

Website: <http://www.state.sd.us/denr/des/drinking/info.htm>

State of Tennessee 2005 PWS Compliance Report

Violations for 2005

Violations Category	MCL		Treatment Technique		Significant Monitoring	
	Violations	Systems in Violation	Violations	Systems in Violation	Violations	Systems in Violation
Chemical Contaminant Group	0	0			223	16*
Total Coliform Rule	30	28			134	87
Surface Water Treatment Rule, Interim Enhanced Surface Water Treatment Rule, and Filter Backwash Recycling Rule			72	28*	188	61*
Lead and Copper Rule			0	0	2	2
Consumer Confidence Report					8	8
Disinfection Byproducts Rule	24	13	0	0	49	31

*Possible overcounting of violating systems.

Total Number of Regulated Systems	1,129
Total Number of Systems in Violation	203**
Total Number of Violations	741***

**Includes Public Notification Rule.

*** The total violations indicated in the report (741) differs from the calculated total (733). Both numbers include 3 violations of the Public Notification Rule.

Where to Obtain the 2005 Annual State Public Water Systems Report

Tennessee's State Report is available by accessing the Department's web site or by viewing it in most public libraries and these locations across the state:

Division of Water Supply - Central Office
401 Church Street
6th Floor - L&C Tower
Nashville, TN 37243-1549
615-532-0191

Regional Environmental Field Offices (EFO) - Division of Water Supply
1-888-891-8332

Chattanooga EFO
Division of Water Supply
Suite 550 - State Office Bldg.
540 McCallie Avenue
Chattanooga, TN 37402-2013
1-888-891-8332

Columbia EFO
Division of Water Supply
2484 Park Plus Dr.
Columbia, TN 38401
1-888-891-8332

Cookeville EFO
Division of Water Supply
121 South Willow
Cookeville, TN 38502
1-888-891-8332

Johnson City EFO
Division of Water Supply
2305 Silverdale Rd.
Johnson City, TN 37601-2162
1-888-891-8332

Knoxville EFO
Division of Water Supply
3711 Middlebrook Pike
Knoxville, TN 37219
1-888-891-8332

Nashville EFO
Division of Water Supply
711 R. S. Gass Blvd.
Nashville, TN 37216
1-888-891-8332

Jackson EFO
Division of Water Supply
1625 Hollywood Drive
Jackson, TN 38305
1-888-891-8332

Web Site: <http://www.state.tn.us/environment/dws/Dwprogram.php#reports>

State of Texas 2005 PWS Compliance Report

Violations for 2005

Violations Category	MCL		Treatment Technique		Significant Monitoring	
	Violations	Systems in Violation	Violations	Systems in Violation	Violations	Systems in Violation
Chemical Contaminant Group	245	74*			823	379
Total Coliform Rule	138	123			1,269	640
Surface Water Treatment Rule, Interim Enhanced Surface Water Treatment Rule, and Filter Backwash Recycling Rule			65	44	468	222
Lead and Copper Rule			0	0	11	11
Consumer Confidence Report					342	342
Disinfection Byproducts Rule	923	365*	NR	NR	0	0

*Possible overcounting of violating systems.

Total Number of Regulated Systems	6,682
Total Number of Systems in Violation	1,470
Total Number of Violations	4,300**

** The total violations indicated in the report (4,300) differs from the calculated total (4,301). Both totals include 17 violations for failure to submit monitoring plan.

Where to Obtain the 2005 Annual State Public Water Systems Report

Texas's State Report does not provide information on where to obtain the report.

State of **Utah** 2005 PWS Compliance Report

Violations for 2005

Violations Category	MCL		Treatment Technique		Significant Monitoring	
	Violations	Systems in Violation	Violations	Systems in Violation	Violations	Systems in Violation
Chemical Contaminant Group	0	0			1,448	1,139*
Total Coliform Rule	72	63*			148	121
Surface Water Treatment Rule, Interim Enhanced Surface Water Treatment Rule, and Filter Backwash Recycling Rule			9	5	21	9
Lead and Copper Rule			0	0	238	169
Consumer Confidence Report					NR	NR
Disinfection Byproducts Rule	0	0	NR	NR	0	0

*Possible overcounting of violating systems.

Total Number of Regulated Systems	NR
Total Number of Systems in Violation	NR
Total Number of Violations	1,936

Where to Obtain the 2005 Annual State Public Water Systems Report

Utah's State Report does not provide information on where to obtain the report.

State of **Vermont** 2005 PWS Compliance Report

Violations for 2005

Violations Category	MCL		Treatment Technique		Significant Monitoring	
	Violations	Systems in Violation	Violations	Systems in Violation	Violations	Systems in Violation
Chemical Contaminant Group	48	15			123	118*
Total Coliform Rule	173	128*			241	150*
Surface Water Treatment Rule, Interim Enhanced Surface Water Treatment Rule, and Filter Backwash Recycling Rule			0	0	NR	NR
Lead and Copper Rule			0	0	20	20*
Consumer Confidence Report					12	12
Disinfection Byproducts Rule	NR†	NR†	NR	NR	25	13

*Possible overcounting of violating systems.

†Reported with the Chemical Contaminant Group

Total Number of Regulated Systems	1,443
Total Number of Systems in Violation	NR
Total Number of Violations	642

Where to Obtain the 2005 Annual State Public Water Systems Report

Vermont's State Report does not provide information on where to obtain the report.

Virgin Islands 2005 PWS Compliance Report

Violations for 2005

Violations Category	MCL		Treatment Technique		Significant Monitoring	
	Violations	Systems in Violation	Violations	Systems in Violation	Violations	Systems in Violation
Chemical Contaminant Group	0	0			0	0
Total Coliform Rule	32	27			5	5
Surface Water Treatment Rule, Interim Enhanced Surface Water Treatment Rule, and Filter Backwash Recycling Rule			0	0	0	0
Lead and Copper Rule			0	0	0	0
Consumer Confidence Report					1	1
Disinfection Byproducts Rule	0	0	NR	NR	0	0

Total Number of Regulated Systems	302
Total Number of Systems in Violation	NR
Total Number of Violations	38

Where to Obtain the 2005 Annual State Public Water Systems Report

Virgin Islands did not publish an Annual Report. EPA generated data from SDWIS/FED.

Commonwealth of **Virginia** 2005 PWS Compliance Report

Violations for 2005

Violations Category	MCL		Treatment Technique		Significant Monitoring	
	Violations	Systems in Violation	Violations	Systems in Violation	Violations	Systems in Violation
Chemical Contaminant Group	134	40			1,303	171
Total Coliform Rule	271	206			755	477
Surface Water Treatment Rule, Interim Enhanced Surface Water Treatment Rule, and Filter Backwash Recycling Rule			25	9	5	3
Lead and Copper Rule			36	33	226	180
Consumer Confidence Report					106	77
Disinfection Byproducts Rule	71	28	30	28	91	49

Total Number of Regulated Systems	NR
Total Number of Systems in Violation	NR
Total Number of Violations	3,053

Where to Obtain the 2005 Annual State Public Water Systems Report

Virginia's State Report does not provide information on where to obtain the report.

State of **Washington** 2005 PWS Compliance Report

Violations for 2005

Violations Category	MCL		Treatment Technique		Significant Monitoring	
	Violations	Systems in Violation	Violations	Systems in Violation	Violations	Systems in Violation
Chemical Contaminant Group	118	51			8,347	391
Total Coliform Rule	535	360			918	609
Surface Water Treatment Rule, Interim Enhanced Surface Water Treatment Rule, and Filter Backwash Recycling Rule			25	20	10	6
Lead and Copper Rule			0	0	165	163
Consumer Confidence Report					281	232
Disinfection Byproducts Rule	0	0	0	0	0	0

Total Number of Regulated Systems	4,140
Total Number of Systems in Violation	1,413
Total Number of Violations	10,399

Where to Obtain the 2005 Annual State Public Water Systems Report

Washington's State report is available by accessing the state's web site or by contacting:

Department of Health
 Office of Drinking Water
 P.O. Box 47822
 Olympia, WA 98504-7822

Telephone: (800) 521-0323

Web Site: <http://www.doh.wa.gov/ehp/dw/enforcement/enflink2.htm>

State of **West Virginia** 2005 PWS Compliance Report

Violations for 2005

Violations Category	MCL		Treatment Technique		Significant Monitoring	
	Violations	Systems in Violation	Violations	Systems in Violation	Violations	Systems in Violation
Chemical Contaminant Group	2	1			2,853	27
Total Coliform Rule	8	7			524	246
Surface Water Treatment Rule, Interim Enhanced Surface Water Treatment Rule, and Filter Backwash Recycling Rule			7	5*	89	18*
Lead and Copper Rule			0	0	37	24
Consumer Confidence Report					65	65
Disinfection Byproducts Rule	121	42	1	1	168	74

*Possible overcounting of violating systems.

Total Number of Regulated Systems	1,175
Total Number of Systems in Violation	471
Total Number of Violations	3,852**

**The total violations indicated in the summary table of the report (3,852) differs from the calculated total (3,875)

Where to Obtain the 2005 Annual State Public Water Systems Report

West Virginia's State Report is available by accessing the state's web site or by contacting:

EPA's Safe Drinking Water Hotline
1-800-426-4791

Web Site: <http://www.wvdhhr.org/oehs/eed/c&e/reports.asp>

State of **Wisconsin** 2005 PWS Compliance Report

Violations for 2005

Violations Category	MCL		Treatment Technique		Significant Monitoring	
	Violations	Systems in Violation	Violations	Systems in Violation	Violations	Systems in Violation
Chemical Contaminant Group	257	65			1,217	458
Total Coliform Rule	400	325			650	519
Surface Water Treatment Rule, Interim Enhanced Surface Water Treatment Rule, and Filter Backwash Recycling Rule			0	0	0	0
Lead and Copper Rule			20	10	70	35
Consumer Confidence Report					31	31
Disinfection Byproducts Rule	0	0	0	0	6	6

Total Number of Regulated Systems	11,421
Total Number of Systems in Violation	NR
Total Number of Violations	2,651

Where to Obtain the 2005 Annual State Public Water Systems Report

Wisconsin's State report is available by accessing the state's web site or by contacting:

Wisconsin Department of Natural Resources
 Bureau of Drinking Water and Groundwater
 P.O. Box 7921
 Madison, WI 53707

Telephone: (608) 267-4230

Website: <http://dnr.wi.gov/water/dwg/>

State of **Wyoming** 2005 PWS Compliance Report

Violations for 2005

Violations Category	MCL		Treatment Technique		Significant Monitoring	
	Violations	Systems in Violation	Violations	Systems in Violation	Violations	Systems in Violation
Chemical Contaminant Group	0	0			34	34
Total Coliform Rule	59	49*			97	80
Surface Water Treatment Rule, Interim Enhanced Surface Water Treatment Rule, and Filter Backwash Recycling Rule			10	9	12	5
Lead and Copper Rule			NR	NR	7	6
Consumer Confidence Report					0	0
Disinfection Byproducts Rule	9	7*	NR	NR	5	5

*Possible overcounting of violating systems.

Total Number of Regulated Systems	765
Total Number of Systems in Violation	163
Total Number of Violations	233

Where to Obtain the 2005 Annual State Public Water Systems Report

Wyoming's State report is available by accessing the state's web site or by contacting:

EPA Region 8's Environmental Information Service Center

Telephone: (303) 312-6312 or (800) 227-8917

E-mail: r8eisc@epa.gov

Web Site: <http://www.epa.gov/region8/water/dwhome/wycon/wycon.html>

Appendix C
Map of Indian Lands

