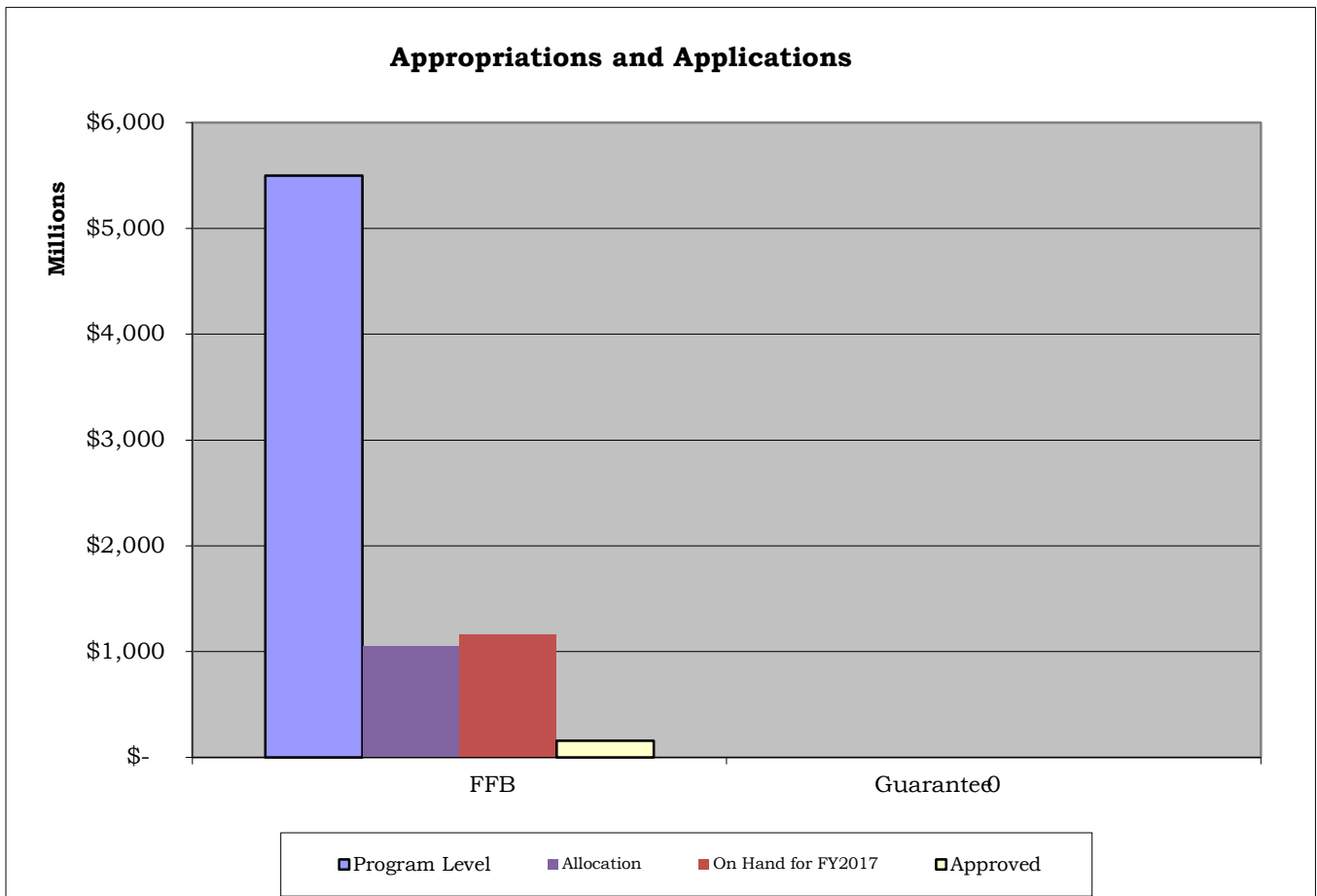


## Fiscal Year 2017 Loans and Appropriations

Appropriations	FFB	Guarantee	Total
Program Level	\$ 5,500,000,000	\$0	\$ 5,500,000,000
Allocation	\$ 1,054,900,000	\$0	\$ 1,054,900,000
Obligated	\$ 158,657,000	\$0	\$ 158,657,000
Remaining Allocation	\$ 896,243,000	\$0	\$ 896,243,000
<b>Remaining Authority</b>	<b>\$ 5,341,343,000</b>	<b>\$0</b>	<b>\$ 5,341,343,000</b>
<b>Surplus/Deficiency of funds</b>	<b>\$ 4,335,679,547</b>	<b>\$0</b>	<b>\$ 4,335,679,547</b>

Applications	#	\$	#	\$	#	\$
On Hand for FY2017	33	\$ 1,164,320,453	\$	-	33	\$ 1,164,320,453
Approved	5	\$ 158,657,000	\$	-	5	\$ 158,657,000
Remaining for FY2017	28	\$ 1,005,663,453	\$	-	28	\$ 1,005,663,453

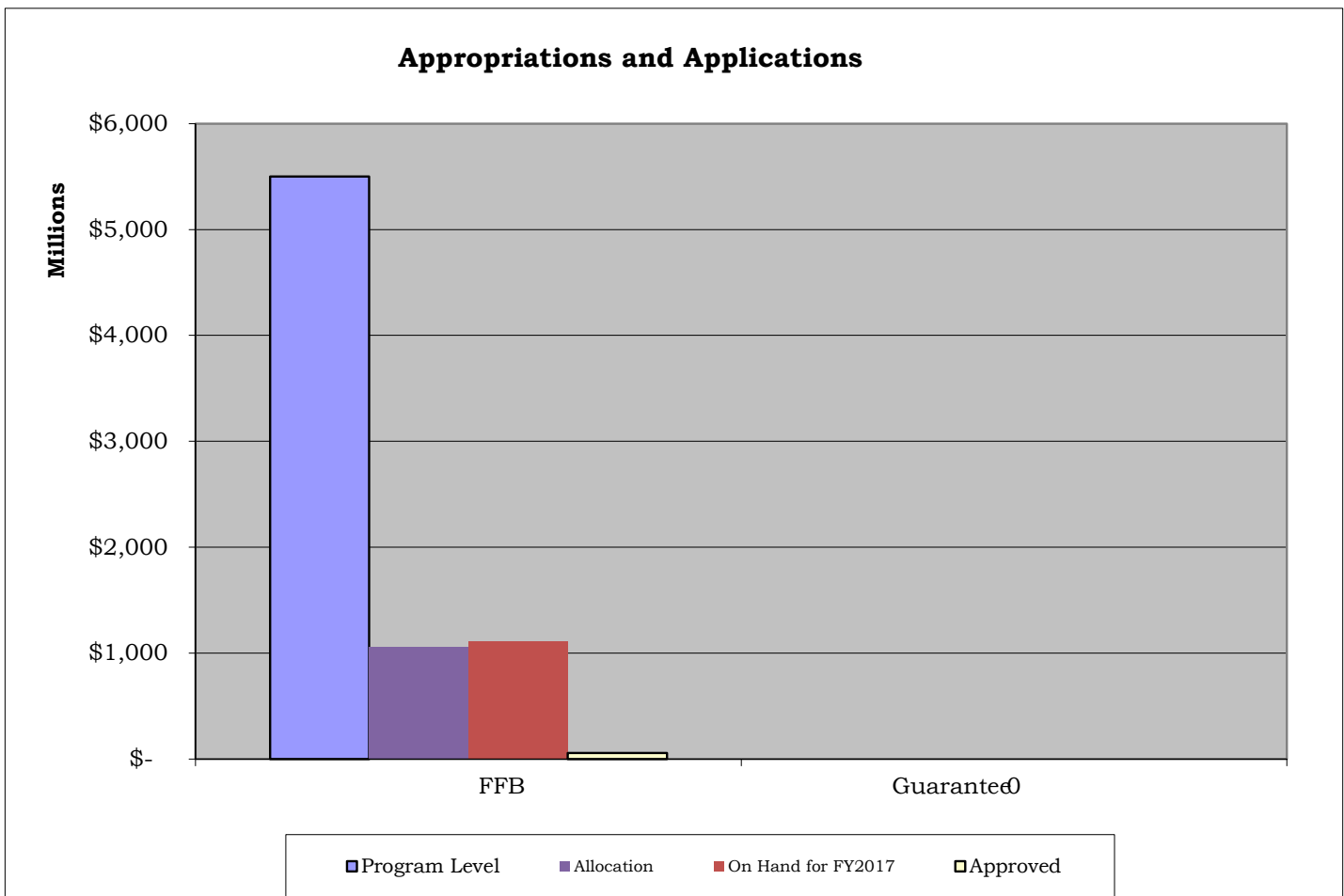


## Fiscal Year 2017 Loans and Appropriations

Appropriations	FFB	Guarantee	Total
Program Level	\$ 5,500,000,000	\$0	\$ 5,500,000,000
Allocation	\$ 1,054,900,000	\$0	\$ 1,054,900,000
Obligated	\$ 56,015,000	\$0	\$ 56,015,000
Remaining Allocation	\$ 998,885,000	\$0	\$ 998,885,000
<b>Remaining Authority</b>	\$ 5,443,985,000	\$0	\$ 5,443,985,000
<b>Surplus/Deficiency of funds</b>	<b>\$ 4,392,779,547</b>	<b>\$0</b>	<b>\$ 4,392,779,547</b>

Applications	#	\$	#	\$	#	\$
On Hand for FY2017	27	\$ 1,107,220,453	\$ -	-	27	\$ 1,107,220,453
Approved	2	\$ 56,015,000	\$ -	-	2	\$ 56,015,000
Remaining for FY2017	27	\$ 1,051,205,453	\$ -	-	27	\$ 1,051,205,453

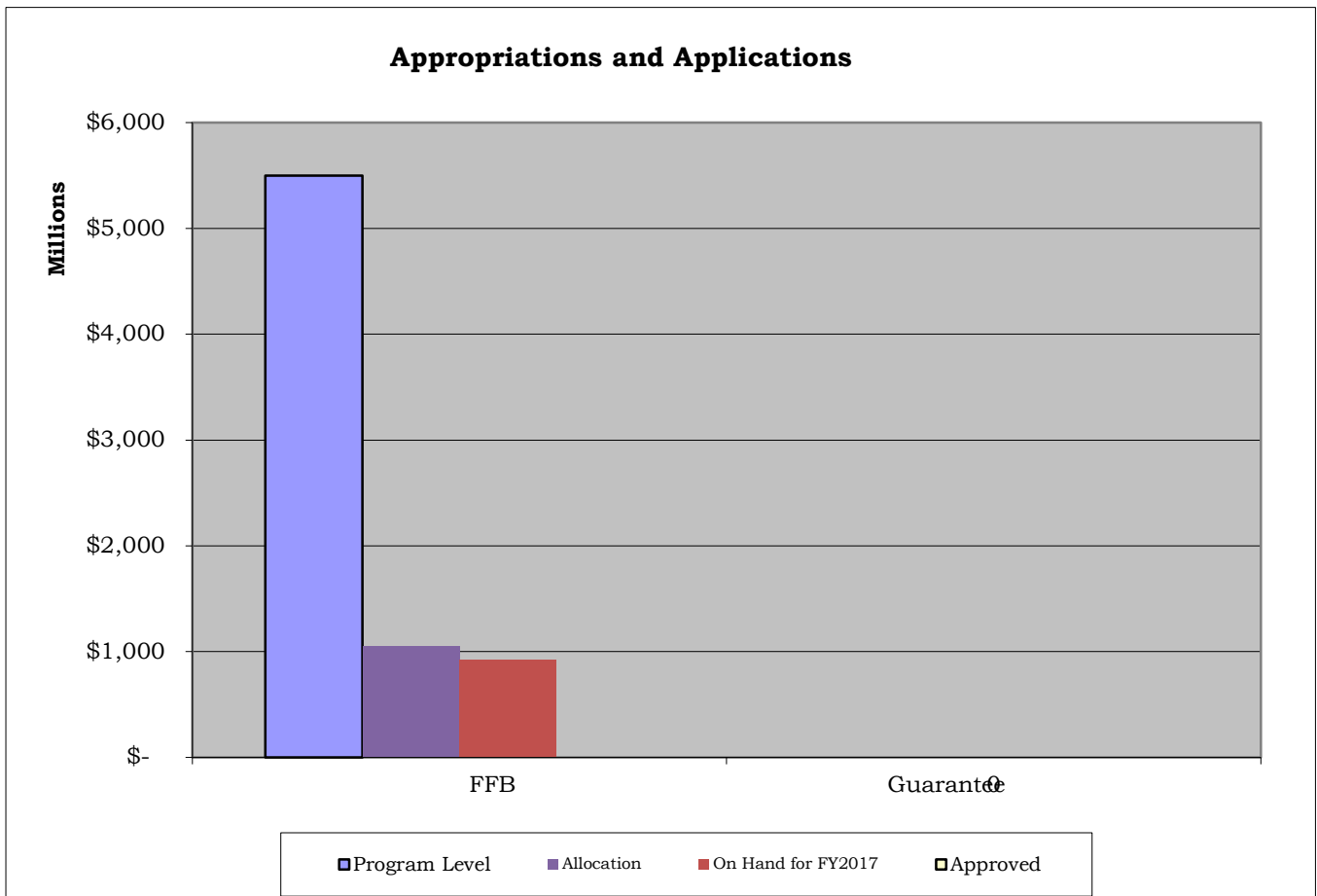


## Fiscal Year 2017 Loans and Appropriations

Appropriations	FFB	Guarantee	Total
Program Level	\$ 5,500,000,000	\$0	\$ 5,500,000,000
Allocation	\$ 1,054,900,000	\$0	\$ 1,054,900,000
Obligated	\$ -	\$0	\$ -
Remaining Allocation	\$ 1,054,900,000	\$0	\$ 1,054,900,000
<b>Remaining Authority</b>	<b>\$ 5,500,000,000</b>	<b>\$0</b>	<b>\$ 5,500,000,000</b>
<b>Surplus/Deficiency of funds</b>	<b>\$ 4,577,327,000</b>	<b>\$0</b>	<b>\$ 4,577,327,000</b>

Applications	#	\$	#	\$	#	\$
On Hand for FY2017	21	\$ 922,673,000	-	\$ -	21	\$ 922,673,000
Approved	-	\$ -	-	\$ -	-	\$ -
Remaining for FY2017	21	\$ 922,673,000	-	\$ -	21	\$ 922,673,000

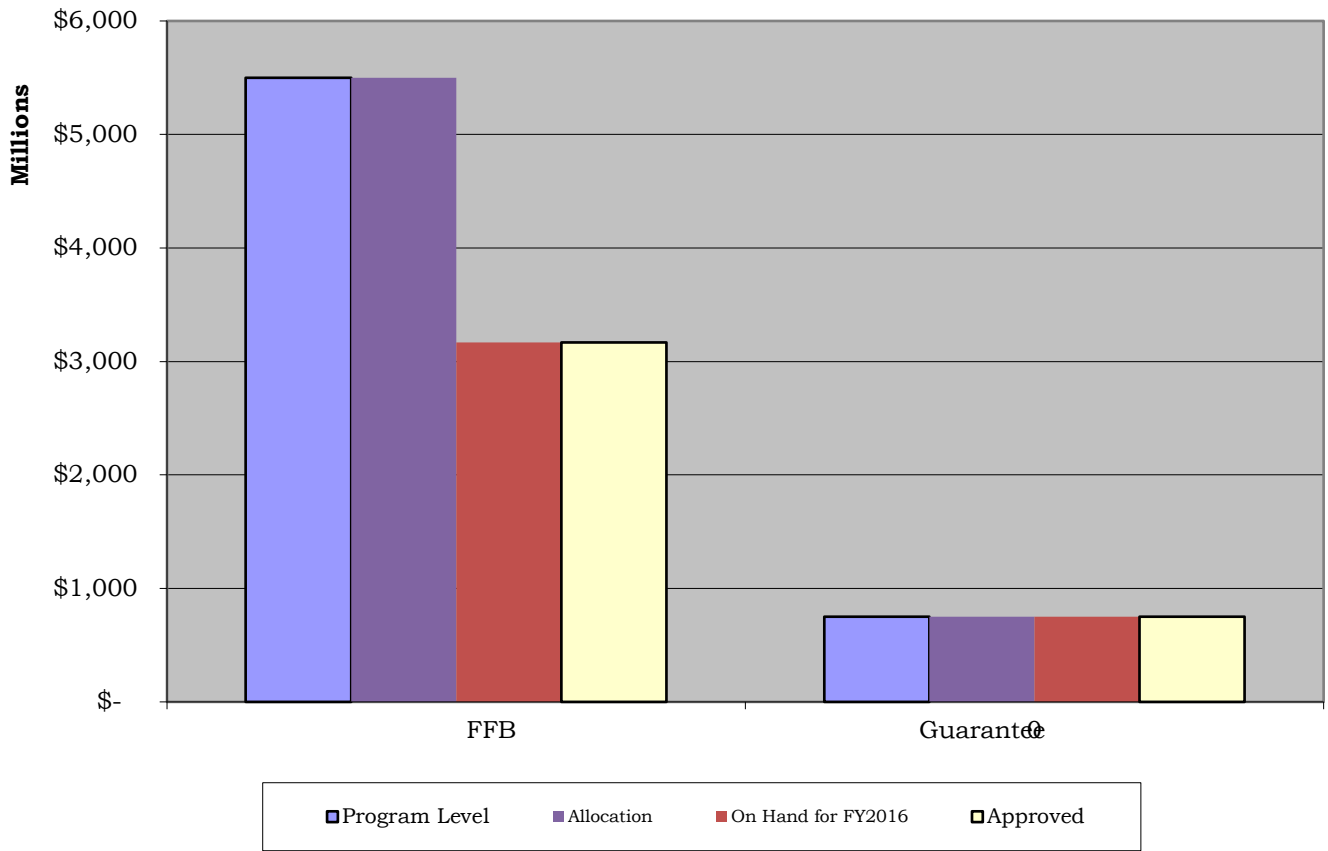


## Fiscal Year 2016 Loans and Appropriations

Appropriations	FFB	Guarantee	Total
Program Level	\$ 5,500,000,000	\$750,000,000	\$ 6,250,000,000
Allocation	\$ 5,500,000,000	\$750,000,000	\$ 6,250,000,000
Obligated	\$ 3,165,750,000	\$750,000,000	\$ 3,915,750,000
Remaining Allocation	\$ 2,334,250,000	\$0	\$ 2,334,250,000
Remaining Authority	\$ 2,334,250,000	\$0	\$ 2,334,250,000
Surplus/Deficiency of funds	<b>\$ 2,334,250,000</b>	<b>\$0</b>	<b>\$ 2,334,250,000</b>

Applications	#	\$	#	\$	#	\$
On Hand for FY2016	89	\$ 3,165,750,000	2	\$ 750,000,000	91	\$ 3,915,750,000
Approved	89	\$ 3,165,750,000	2	\$ 750,000,000	91	\$ 3,915,750,000
Remaining for FY2016		\$ -		\$ -		\$ -

**Appropriations and Applications**



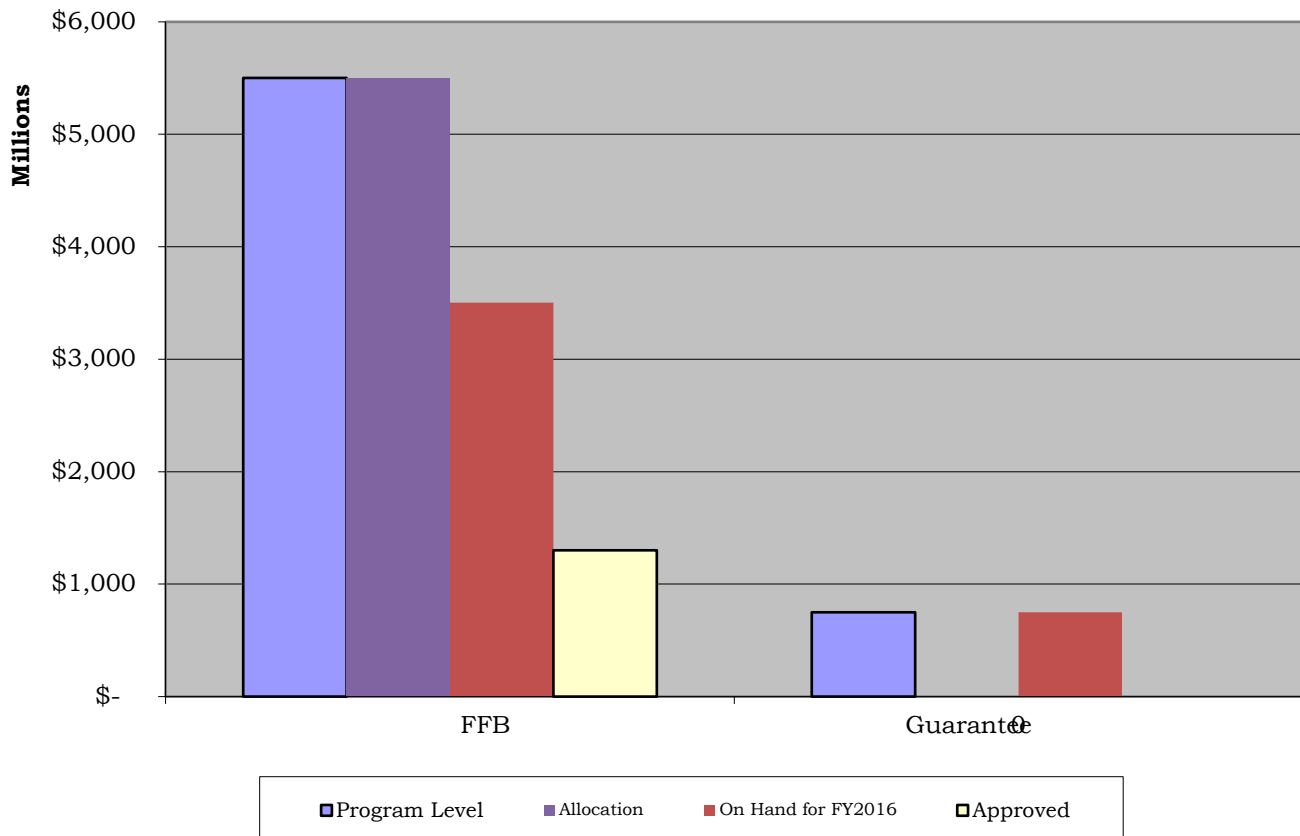
## Fiscal Year 2016 Loans and Appropriations

Appropriations	FFB	Guarantee	Total
Program Level	\$ 5,500,000,000	\$750,000,000	\$ 6,250,000,000
Allocation	\$ 5,500,000,000	\$0	\$ 5,500,000,000
Obligated	\$ 1,292,702,000	\$0	\$ 1,292,702,000
Remaining Allocation	\$ 4,207,298,000	\$0	\$ 4,207,298,000
<b>Remaining Authority</b>	<b>\$ 4,207,298,000</b>	<b>\$750,000,000</b>	<b>\$ 4,957,298,000</b>
<b>Surplus/Deficiency of funds</b>	<b>\$ 1,996,823,000</b>	<b>\$0</b>	<b>\$ 1,996,823,000</b>

Applications	#	\$	#	\$	#	\$
On Hand for FY2016	90	\$ 3,503,177,000	2	\$ 750,000,000	92	\$ 4,253,177,000
Approved	46	\$ 1,299,402,000		-	46	\$ 1,299,402,000
Remaining for FY2016	44	\$ 2,203,775,000	2	\$ 750,000,000	46	\$ 2,953,775,000

**Appropriations and Applications**

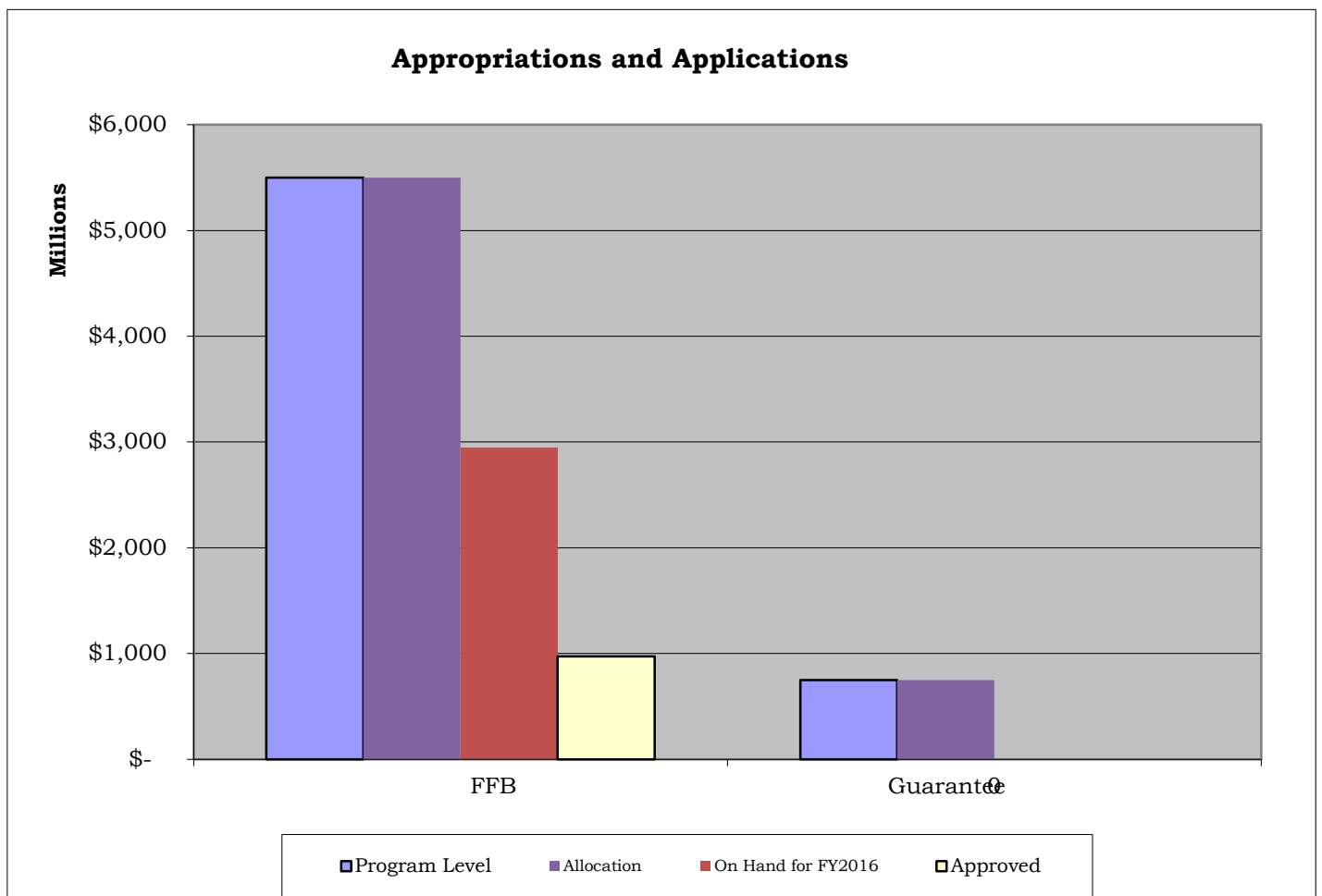


## Fiscal Year 2016 Loans and Appropriations

Appropriations	FFB		Guarantee		Total	
<b>Program Level</b>	\$	5,500,000,000	\$	750,000,000	\$	6,250,000,000
Allocation	\$	5,500,000,000	\$	750,000,000	\$	6,250,000,000
Obligated	\$	927,792,000		\$0	\$	927,792,000
Remaining Allocation	\$	4,572,208,000	\$	750,000,000	\$	5,322,208,000
<b>Remaining Authority</b>	\$	4,572,208,000	\$	750,000,000	\$	5,322,208,000
<b>Surplus/Deficiency of funds</b>	<b>\$</b>	<b>2,553,914,994</b>	<b>\$</b>	<b>750,000,000</b>	<b>\$</b>	<b>3,303,914,994</b>

Applications	#	\$	#	\$	#	\$
On Hand for FY2016	81	\$ 2,946,085,006	\$	-	81	\$ 2,946,085,006
Approved	34	\$ 971,640,000	\$	-	34	\$ 971,640,000
Remaining for FY2016	47	\$ 1,974,445,006	\$	-	47	\$ 1,974,445,006



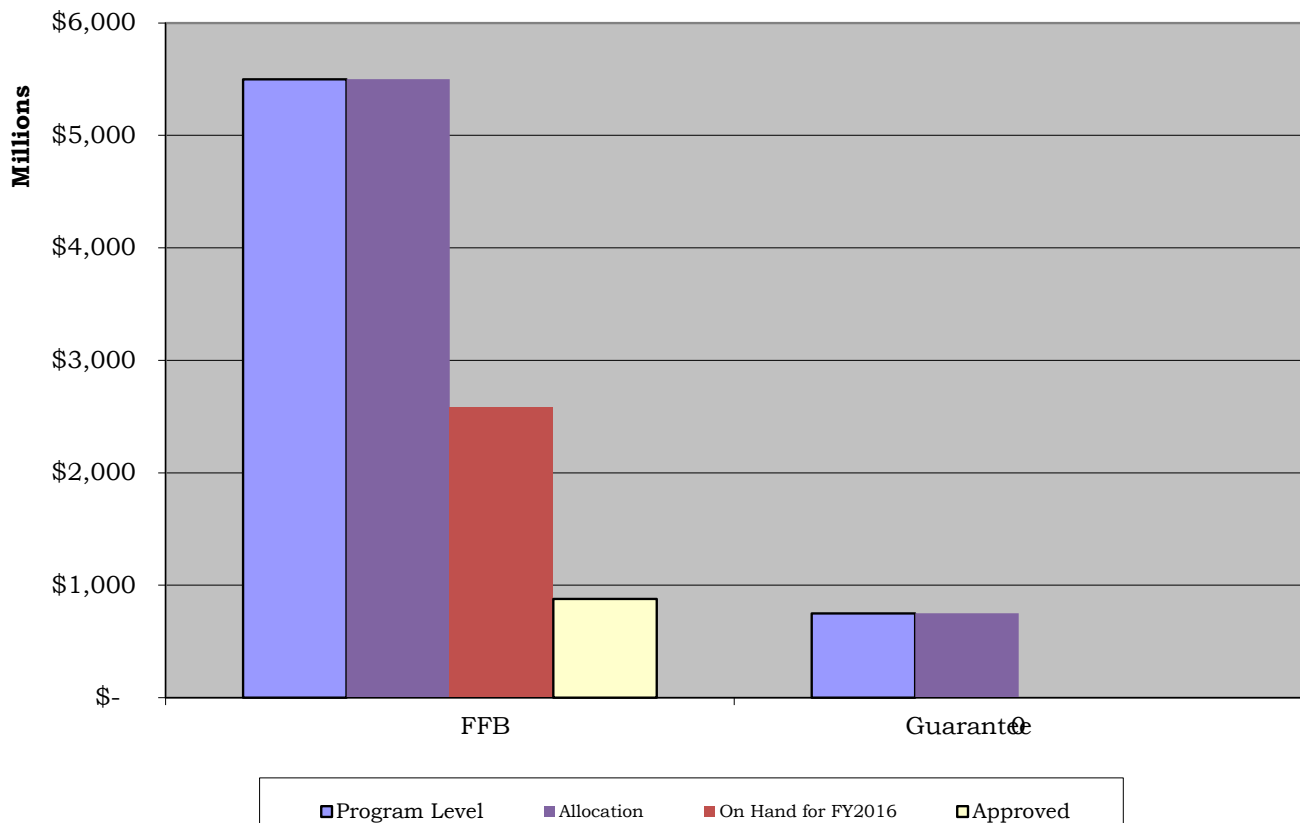
## Fiscal Year 2016 Loans and Appropriations

Appropriations	FFB	Guarantee	Total
<b>Program Level</b>	\$ 5,500,000,000	\$750,000,000	\$ 6,250,000,000
Allocation	\$ 5,500,000,000	\$750,000,000	\$ 6,250,000,000
Obligated	\$ 877,792,000	\$0	\$ 877,792,000
Remaining Allocation	\$ 4,622,208,000	\$750,000,000	\$ 5,372,208,000
<b>Remaining Authority</b>	\$ 4,622,208,000	\$750,000,000	\$ 5,372,208,000
<b>Surplus/Deficiency of funds</b>	<b>\$ 2,914,695,994</b>	<b>\$750,000,000</b>	<b>\$ 3,664,695,994</b>

Applications	#	\$	#	\$	#	\$
On Hand for FY2016	73	\$ 2,585,304,006	\$ -	-	73	\$ 2,585,304,006
Approved	27	\$ 877,792,000	\$ -	-	27	\$ 877,792,000
Remaining for FY2016	46	\$ 1,707,512,006	\$ -	-	46	\$ 1,707,512,006

**Appropriations and Applications**



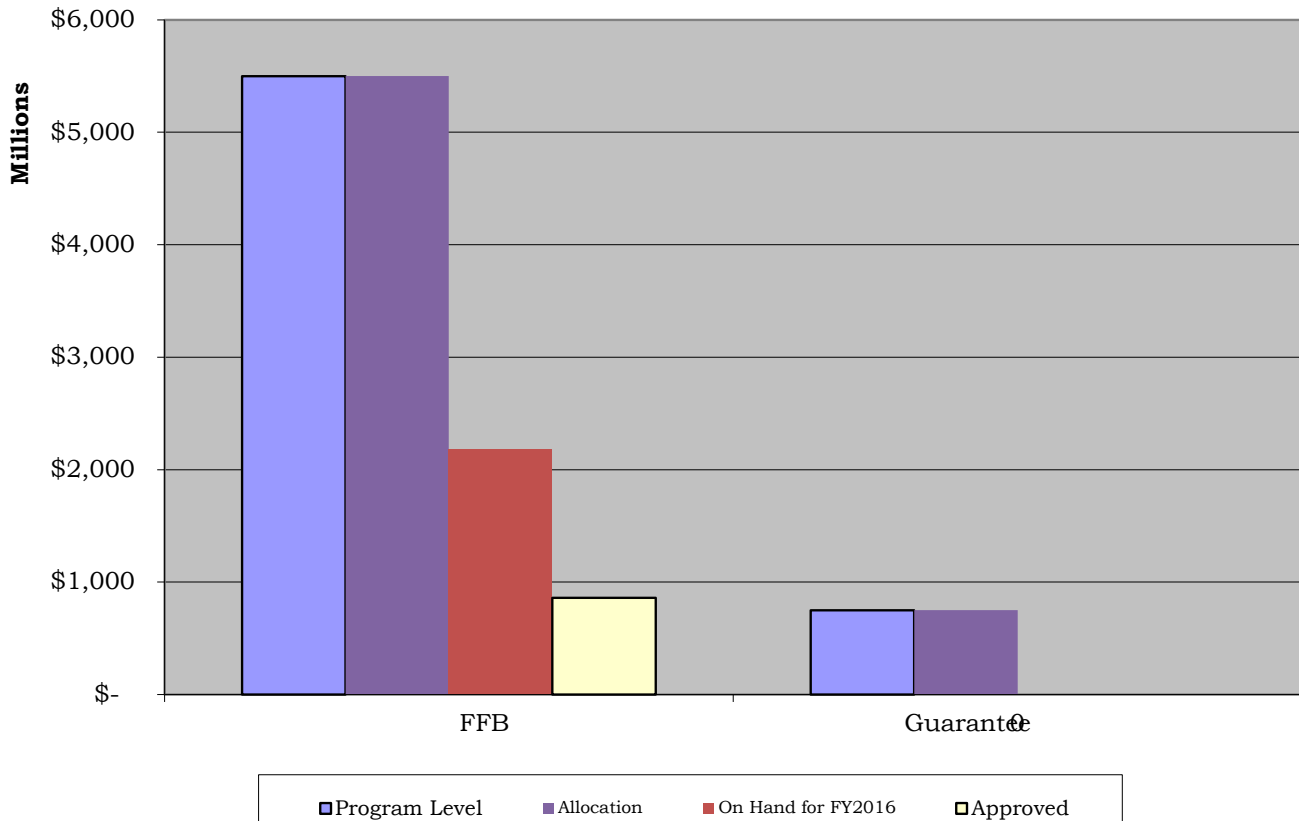
## Fiscal Year 2016 Loans and Appropriations

Appropriations	FFB	Guarantee	Total
Program Level	\$ 5,500,000,000	\$750,000,000	\$ 6,250,000,000
Allocation	\$ 5,500,000,000	\$750,000,000	\$ 6,250,000,000
Obligated	\$ 861,714,000	\$0	\$ 861,714,000
Remaining Allocation	\$ 4,638,286,000	\$750,000,000	\$ 5,388,286,000
<b>Remaining Authority</b>	\$ 4,638,286,000	\$750,000,000	\$ 5,388,286,000
<b>Surplus/Deficiency of funds</b>	<b>\$ 3,315,083,994</b>	<b>\$750,000,000</b>	<b>\$ 4,065,083,994</b>

Applications	#	\$	#	\$	#	\$
On Hand for FY2016	59	\$ 2,184,916,006	\$ -	-	59	\$ 2,184,916,006
Approved	24	\$ 861,714,000	\$ -	-	24	\$ 861,714,000
Remaining for FY2016	35	\$ 1,323,202,006	\$ -	-	35	\$ 1,323,202,006

**Appropriations and Applications**





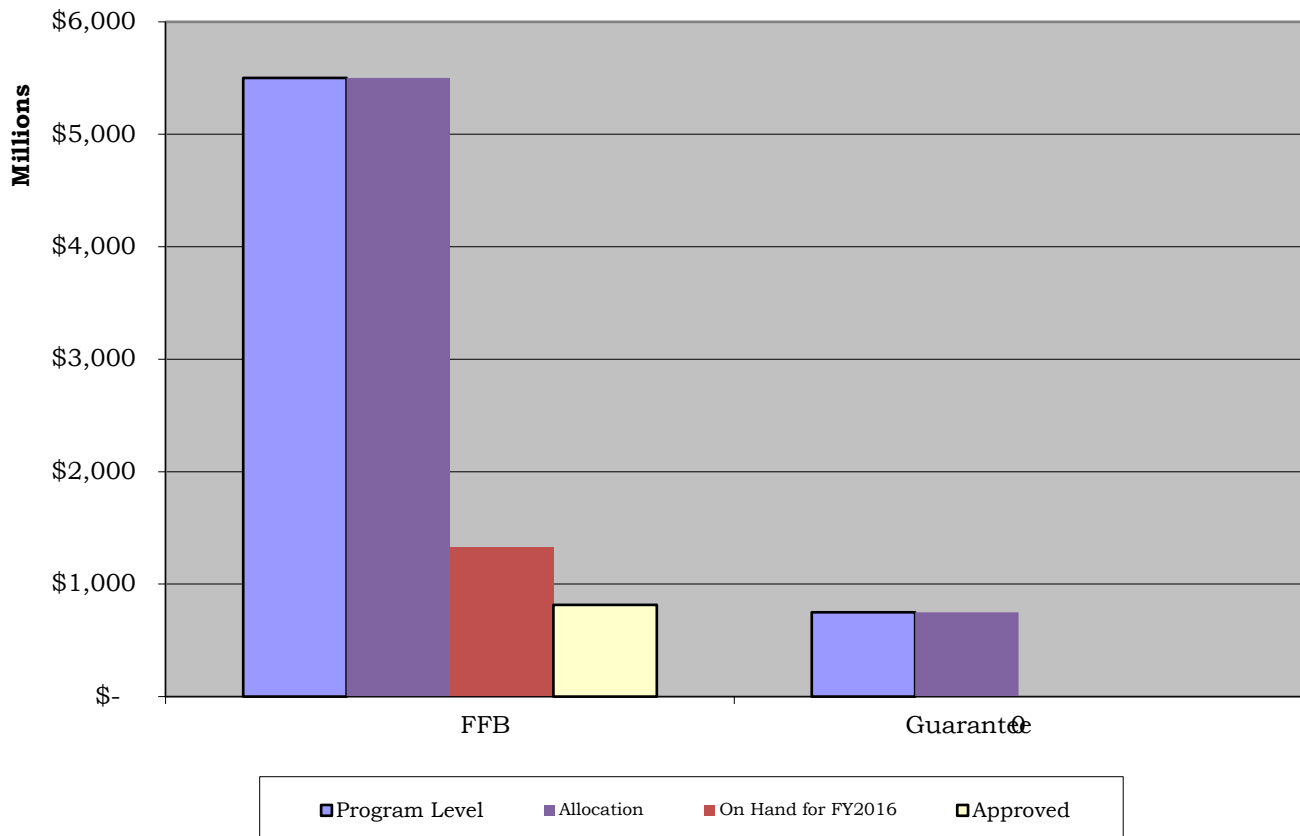
## Fiscal Year 2016 Loans and Appropriations

Appropriations	FFB	Guarantee	Total
Program Level	\$ 5,500,000,000	\$750,000,000	\$ 6,250,000,000
Allocation	\$ 5,500,000,000	\$750,000,000	\$ 6,250,000,000
Obligated	\$ 815,776,000	\$0	\$ 815,776,000
Remaining Allocation	\$ 4,684,224,000	\$750,000,000	\$ 5,434,224,000
<b>Remaining Authority</b>	\$ 4,684,224,000	\$750,000,000	\$ 5,434,224,000
<b>Surplus/Deficiency of funds</b>	<b>\$ 4,168,096,000</b>	<b>\$750,000,000</b>	<b>\$ 4,918,096,000</b>

Applications	#	\$	#	\$	#	\$
On Hand for FY2016	44	\$ 1,331,904,000	\$ -	44	\$ 1,331,904,000	
Approved	21	\$ 815,776,000	\$ -	21	\$ 815,776,000	
Remaining for FY2016	23	\$ 516,128,000	\$ -	23	\$ 516,128,000	

**Appropriations and Applications**



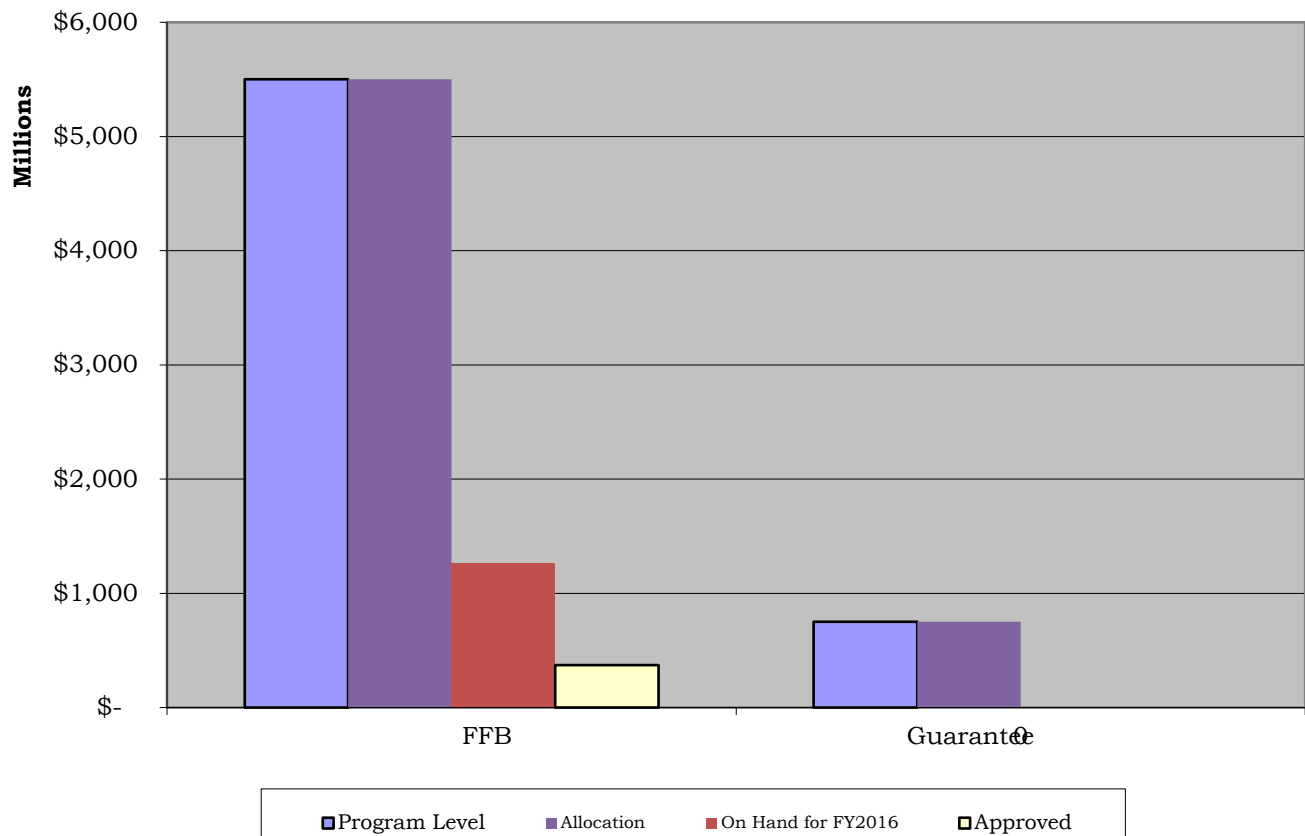
## Fiscal Year 2016 Loans and Appropriations

Appropriations	FFB		Guarantee		Total	
Program Level	\$	5,500,000,000	\$750,000,000		\$	6,250,000,000
Allocation	\$	5,500,000,000	\$750,000,000		\$	6,250,000,000
Obligated	\$	342,899,160	\$0		\$	342,899,160
Remaining Allocation	\$	5,157,100,840	\$750,000,000		\$	5,907,100,840
<b>Remaining Authority</b>	\$	<b>5,157,100,840</b>	<b>\$750,000,000</b>		\$	<b>5,907,100,840</b>
<b>Surplus/Deficiency of funds</b>		<b>\$ 4,234,618,790</b>	<b>\$750,000,000</b>			<b>\$ 4,984,618,790</b>

Applications	#	\$	#	\$	#	\$
On Hand for FY2016	40	\$ 1,265,381,210	\$	-	40	\$ 1,265,381,210
Approved	12	\$ 372,437,160	\$	-	12	\$ 372,437,160
Remaining for FY2016	28	\$ 892,944,050	\$	-	28	\$ 892,944,050

**Appropriations and Applications**



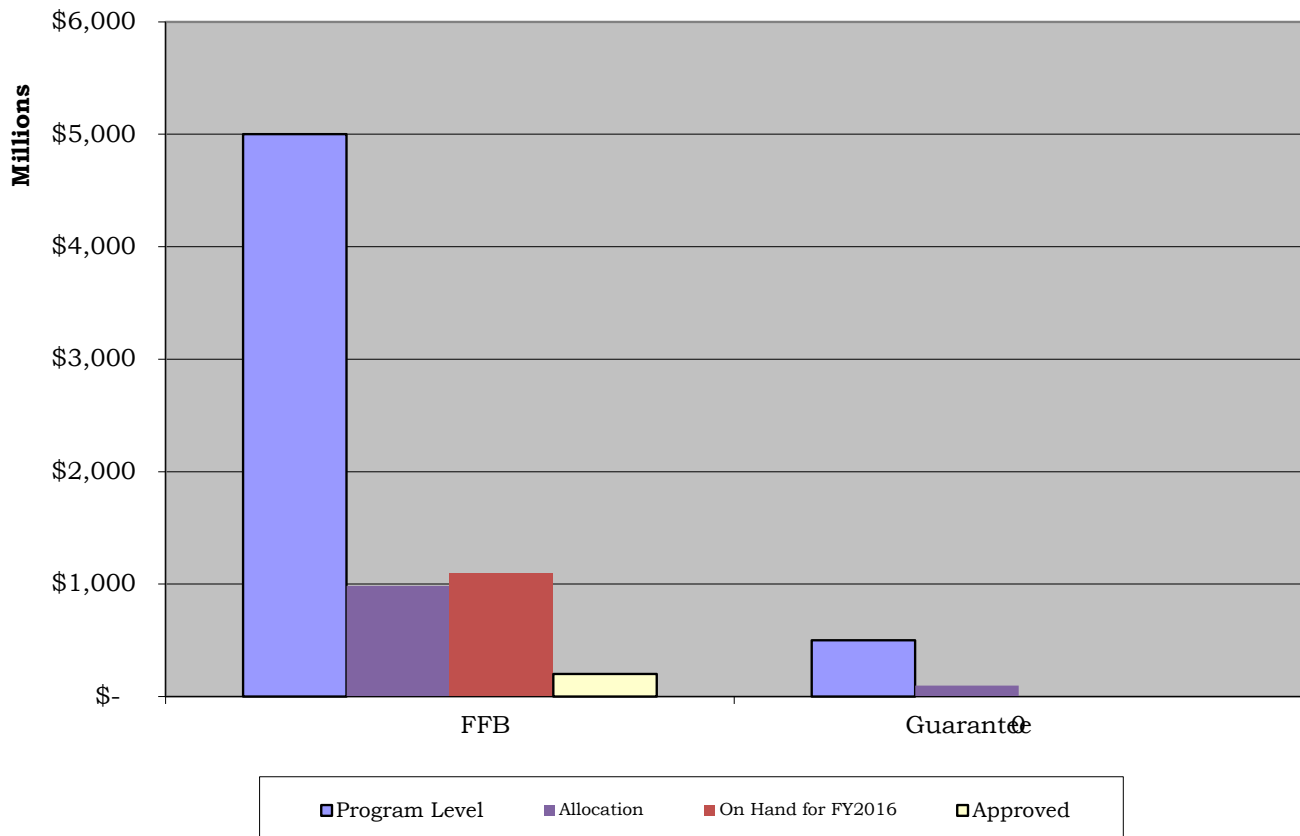
## Fiscal Year 2016 Loans and Appropriations

Appropriations	FFB	Guarantee	Total
Program Level	\$ 5,000,000,000	\$500,000,000	\$ 5,500,000,000
Allocation	\$ 983,500,000	\$98,350,000	\$ 1,081,850,000
Obligated	\$ 153,253,160	\$0	\$ 153,253,160
Remaining Allocation	\$ 830,246,840	\$98,350,000	\$ 928,596,840
<b>Remaining Authority</b>	\$ 4,846,746,840	\$500,000,000	\$ 5,346,746,840
<b>Surplus/Deficiency of funds</b>	<b>\$ 3,902,055,840</b>	<b>\$500,000,000</b>	<b>\$ 4,402,055,840</b>

Applications	#	\$	#	\$	#	\$
On Hand for FY2016	34	\$ 1,097,944,160	\$ -		34	\$ 1,097,944,160
Approved	6	\$ 201,633,160	\$ -		6	\$ 201,633,160
Remaining for FY2016	28	\$ 896,311,000	\$ -		28	\$ 896,311,000

**Appropriations and Applications**



## Fiscal Year 2016 Loans and Appropriations

Appropriations	FFB	Guarantee	Total
Program Level	\$ 5,000,000,000	\$500,000,000	\$ 5,500,000,000
Allocation	\$ 983,500,000	\$98,350,000	\$ 1,081,850,000
Obligated	\$ 21,468,000	\$0	\$ 21,468,000
Remaining Allocation	\$ 962,032,000	\$98,350,000	\$ 1,060,382,000
<b>Remaining Authority</b>	<b>\$ 4,978,532,000</b>	<b>\$500,000,000</b>	<b>\$ 5,478,532,000</b>
<b>Surplus/Deficiency of funds</b>	<b>\$ 3,950,934,840</b>	<b>\$500,000,000</b>	<b>\$ 4,450,934,840</b>

Applications	#	\$	#	\$	#	\$
On Hand for FY2016	29	\$ 1,049,065,160	-	-	29	\$ 1,049,065,160
Approved	3	\$ 21,468,000	-	-	3	\$ 21,468,000
Remaining for FY2016	26	\$ 1,027,597,160	-	-	26	\$ 1,027,597,160

