



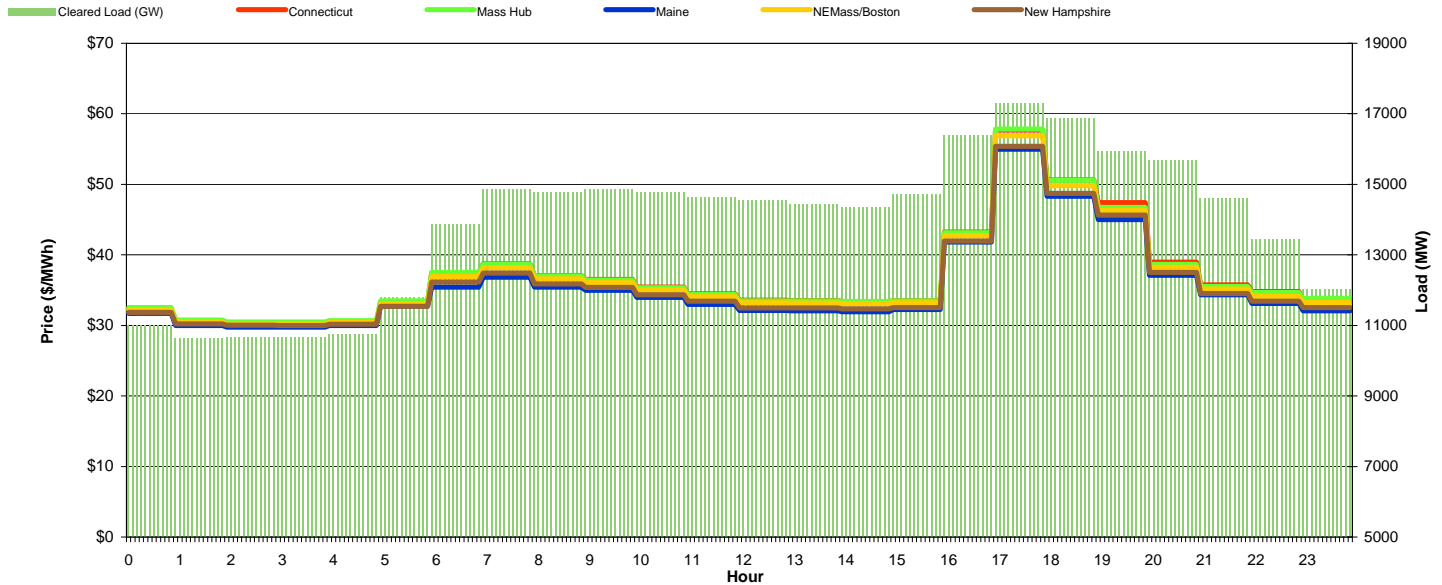
ISO-NE Daily Report

Thursday December 01, 2011

Price	<=0	>=100	>=200
Forecast Error %	0-4.9%	5-9.9%	>=10%

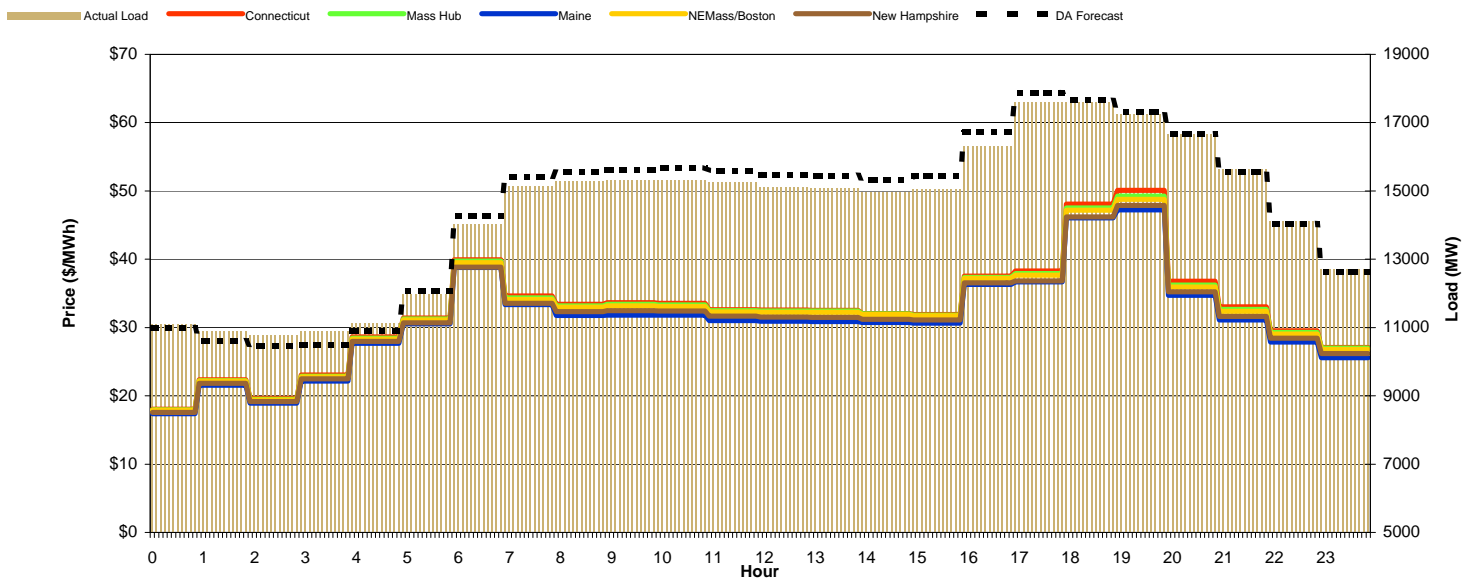
Day-Ahead Prices and Cleared Load

Hour Ending:	1	2	3	4	5	6	7	8	9	10	11	12	13	14	15	16	17	18	19	20	21	22	23	24	Avg. Hr \$			
																									All	On Pk		
Connecticut	32.28	30.56	30.24	30.24	30.41	33.19	37.41	38.75	37.05	36.51	35.43	34.46	33.56	33.53	33.38	33.48	43.23	57.69	50.62	47.40	38.99	35.73	34.80	33.60	36.77	39.04		
NEMass/Boston	32.21	30.49	30.23	30.22	30.42	33.09	36.93	38.14	36.59	36.06	35.02	34.07	33.22	33.17	33.07	33.21	42.70	56.90	49.82	46.29	38.24	35.15	34.12	33.26	36.36	38.49		
New Hampshire	31.86	30.21	30.01	30.00	30.17	32.69	36.15	37.44	35.88	35.39	34.36	33.43	32.49	32.46	32.34	32.51	41.97	55.40	48.74	45.65	37.50	34.52	33.44	32.51	35.71	37.72		
Maine	31.70	29.98	29.77	29.76	30.00	32.75	35.45	36.83	35.44	34.99	33.97	32.98	32.10	32.07	31.95	32.26	41.84	55.00	48.30	45.00	37.13	34.34	33.12	32.06	35.37	37.33		
Mass Hub	32.55	30.76	30.49	30.49	30.69	33.48	37.50	38.69	37.04	36.41	35.32	34.38	33.50	33.50	33.37	33.50	43.13	57.85	50.57	46.74	38.67	35.52	34.64	33.81	36.78	38.93		
Cleared Load (GW)	11.0	10.6	10.7	10.7	10.7	11.8	13.9	14.9	14.8	14.8	14.8	14.6	14.5	14.4	14.3	14.7	16.4	17.3	16.9	15.9	15.7	14.6	13.4	12.0				



Preliminary Real-Time Prices with Forecasted and Actual System Load

Hour Ending:	1	2	3	4	5	6	7	8	9	10	11	12	13	14	15	16	17	18	19	20	21	22	23	24	Avg. Hr \$			
																									All	On Pk		
Connecticut	18.05	22.36	19.65	23.05	28.65	31.38	39.93	34.63	33.39	33.63	33.54	32.63	32.58	32.54	32.05	31.90	37.54	38.27	48.07	50.11	36.80	33.02	29.50	27.08	32.51	35.64		
NEMass/Boston	17.89	22.14	19.42	22.75	28.32	31.09	39.48	34.13	32.97	33.16	33.08	32.26	32.25	32.23	31.89	31.73	37.20	37.65	47.17	48.76	35.92	32.36	29.06	26.78	32.07	35.11		
New Hampshire	17.56	21.82	19.18	22.48	27.99	30.70	38.85	33.53	32.31	32.46	32.40	31.65	31.55	31.50	31.22	31.11	36.53	36.82	46.22	47.90	35.25	31.64	28.42	26.19	31.47	34.41		
Maine	17.39	21.55	18.93	22.14	27.67	30.57	38.78	33.34	31.79	31.83	31.83	31.02	30.92	30.89	30.73	30.64	36.32	36.67	46.07	47.21	34.72	31.10	27.88	25.58	31.07	33.94		
Mass Hub	17.96	22.22	19.50	22.85	28.44	31.23	39.72	34.35	33.18	33.39	33.30	32.45	32.44	32.42	32.01	31.83	37.35	37.91	47.53	49.24	36.24	32.64	29.27	26.98	32.27	35.35		
DA Forecast Load (GW)	11.00	10.60	10.47	10.48	10.89	12.07	14.28	15.41	15.56	15.61	15.68	15.59	15.48	15.45	15.32	15.43	16.71	17.87	17.65	17.30	16.67	15.56	14.04	12.63				
Forecast Error %	0.9%	2.7%	3.1%	4.1%	2.2%	-0.7%	-1.6%	-1.8%	-1.8%	-1.9%	-2.2%	-2.0%	-2.4%	-2.5%	-2.4%	-2.4%	-2.4%	-1.5%	-0.3%	-0.3%	-0.1%	0.4%	0.6%	0.6%				





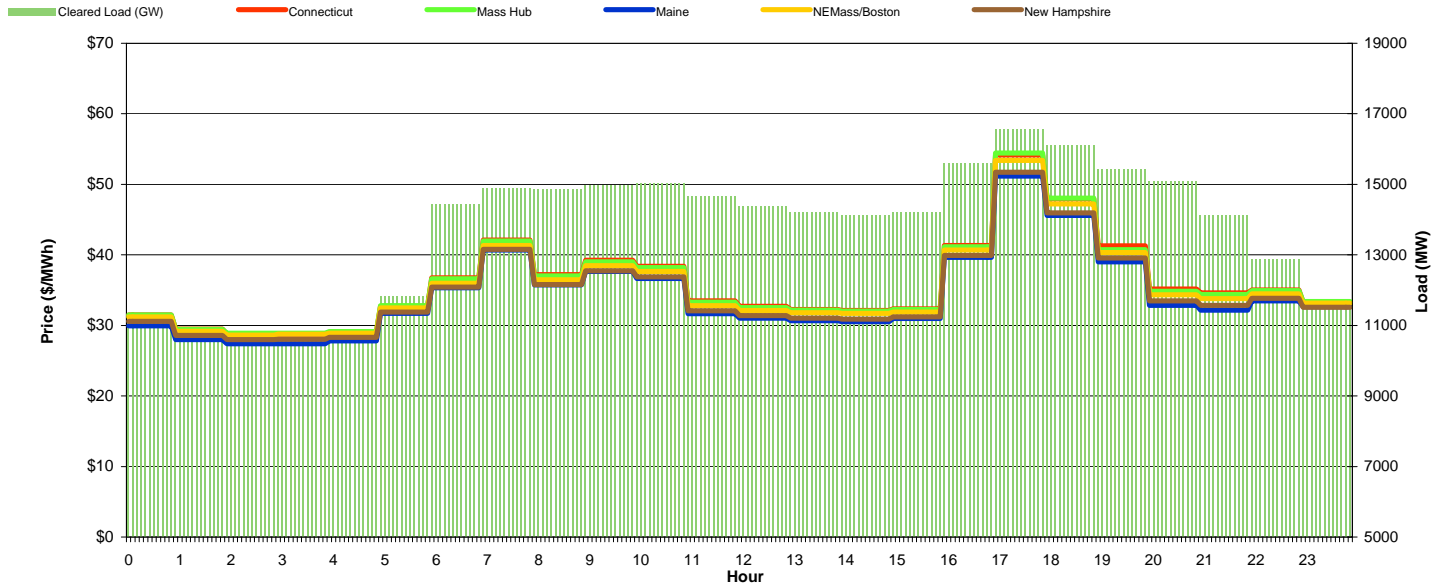
ISO-NE Daily Report

Friday December 02, 2011

Price	<=0	>=100	>=200
Forecast Error %	0-4.9%	5-9.9%	>=10%

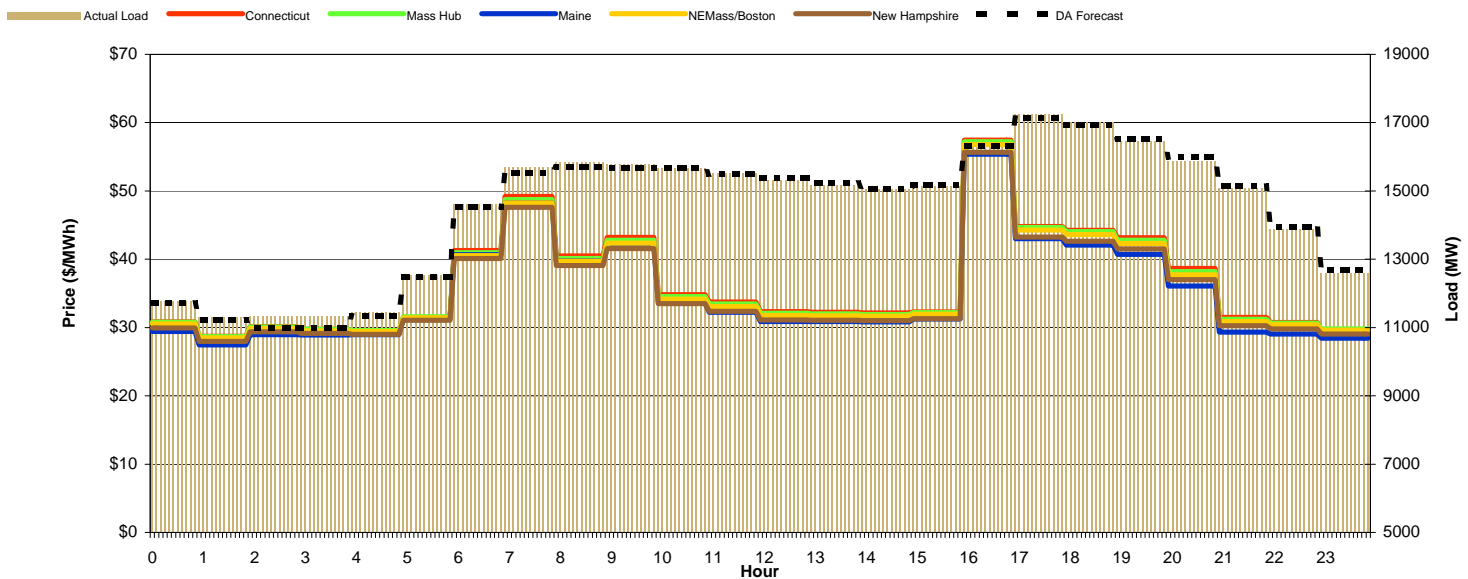
Day-Ahead Prices and Cleared Load

Hour Ending:	1	2	3	4	5	6	7	8	9	10	11	12	13	14	15	16	17	18	19	20	21	22	23	24	Avg. Hr \$			
Connecticut	31.49	29.49	28.76	28.74	29.03	32.73	36.75	42.10	37.22	39.26	38.40	33.49	32.69	32.26	32.13	32.34	41.34	54.18	47.95	41.29	35.16	34.61	35.01	33.28	35.82	38.09	All	On Pk
NEMass/Boston	31.19	29.19	28.64	28.74	28.92	32.49	35.99	41.35	36.47	38.48	37.65	32.82	32.14	31.81	31.70	31.90	40.68	53.39	47.21	40.34	34.35	33.81	34.48	33.14	35.29	37.41		
New Hampshire	30.57	28.59	27.98	28.03	28.31	31.89	35.42	40.77	35.79	37.75	36.87	32.06	31.41	31.03	30.91	31.20	39.93	51.71	45.95	39.56	33.50	32.83	33.85	32.58	34.52	36.57		
Maine	29.93	27.98	27.42	27.42	27.79	31.73	35.33	40.68	35.75	37.65	36.66	31.66	31.03	30.67	30.55	30.97	39.63	51.16	45.59	39.00	32.83	32.15	33.46	32.68	34.16	36.22		
Mass Hub	31.47	29.45	28.89	28.91	29.14	32.82	36.62	41.95	37.02	39.01	38.21	33.30	32.53	32.17	32.05	32.25	41.15	54.42	48.05	40.73	34.86	34.41	34.93	33.41	35.74	37.94		
Cleared Load (GW)	11.1	10.6	10.6	10.6	10.7	11.8	14.4	14.9	14.8	15.0	15.0	14.7	14.4	14.2	14.1	14.2	15.6	16.6	16.1	15.4	15.1	14.1	12.9	11.6				



Preliminary Real-Time Prices with Forecasted and Actual System Load

Hour Ending:	1	2	3	4	5	6	7	8	9	10	11	12	13	14	15	16	17	18	19	20	21	22	23	24	Avg. Hr \$			
Connecticut	30.81	28.73	30.14	29.75	29.50	31.45	41.28	49.19	40.48	43.19	34.79	33.73	32.35	32.24	32.14	32.28	57.44	44.78	44.24	43.14	38.66	31.48	30.75	29.60	36.34	38.81	All	On Pk
NEMass/Boston	30.53	28.49	29.86	29.53	29.41	31.42	40.55	48.27	39.73	42.37	34.18	33.10	31.79	31.70	31.66	31.94	56.80	44.30	43.63	42.32	37.74	30.90	30.39	29.63	35.84	38.18		
New Hampshire	29.96	27.95	29.40	29.12	28.99	31.07	40.09	47.61	39.06	41.58	33.49	32.39	31.13	31.07	31.01	31.32	55.66	43.24	42.63	41.52	37.02	30.25	29.81	29.07	35.19	37.42		
Maine	29.44	27.47	28.95	28.89	28.97	31.33	40.68	48.27	39.76	42.01	33.61	32.23	30.89	30.87	30.83	31.27	55.39	43.01	42.06	40.72	36.09	29.32	29.05	28.42	34.98	37.21		
Mass Hub	30.77	28.69	30.08	29.73	29.58	31.60	40.94	48.73	40.12	42.79	34.51	33.44	32.09	32.00	31.93	32.17	57.22	44.65	44.02	42.78	38.19	31.22	30.64	29.79	36.15	38.53		
DA Forecast Load (GW)	11.72	11.21	10.98	10.98	11.34	12.47	14.53	15.53	15.69	15.68	15.67	15.50	15.37	15.22	15.06	15.17	16.33	17.14	16.94	16.51	15.99	15.14	13.96	12.68				
Forecast Error %	0.5%	0.8%	3.1%	3.3%	1.0%	0.5%	0.6%	1.2%	1.0%	0.6%	0.0%	0.2%	-0.4%	-0.2%	-0.1%	-0.2%	0.3%	0.6%	0.4%	-0.2%	-0.6%	-0.4%	-0.5%	-0.7%				





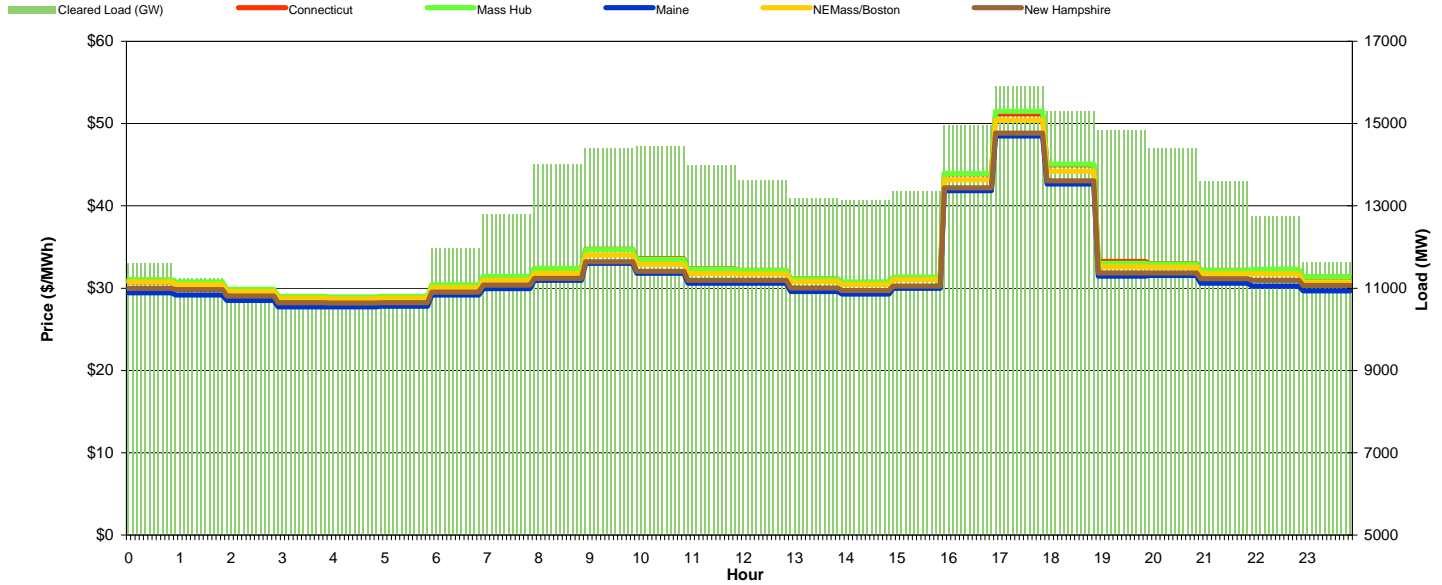
ISO-NE Daily Report

Saturday December 03, 2011

Price	<=0	>=100	>=200
Forecast Error %	0-4.9%	5-9.9%	>=10%

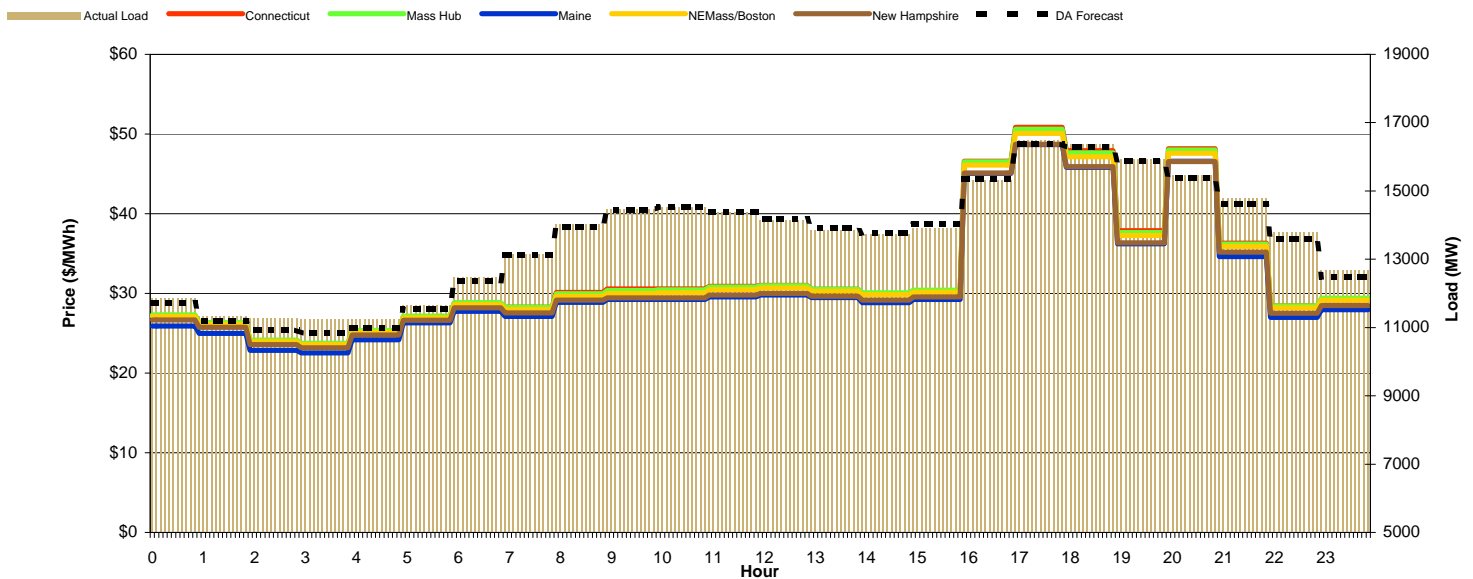
Day-Ahead Prices and Cleared Load

Hour Ending:	1	2	3	4	5	6	7	8	9	10	11	12	13	14	15	16	17	18	19	20	21	22	23	24	Avg. Hr \$			
Connecticut	30.76	30.51	29.58	28.75	28.72	28.75	30.10	31.25	32.41	34.71	33.59	32.34	32.16	31.11	30.65	31.24	43.91	51.16	45.00	33.23	32.98	32.14	32.10	31.35	33.27	35.00	All	On Pk
NEMass/Boston	30.76	30.46	29.60	28.76	28.70	28.77	30.04	30.97	31.81	34.01	32.89	31.75	31.72	30.80	30.45	31.02	43.18	50.39	44.23	32.58	32.54	31.77	31.73	30.70	32.90	34.49		
New Hampshire	29.99	29.82	29.05	28.23	28.20	28.25	29.52	30.38	31.18	33.21	32.06	30.94	30.96	30.03	29.69	30.27	42.18	48.85	43.05	31.83	31.85	31.13	30.94	30.33	32.16	33.66		
Maine	29.44	29.17	28.49	27.71	27.71	27.80	29.16	29.96	30.96	33.00	31.80	30.60	30.61	29.60	29.28	29.99	41.86	48.49	42.66	31.46	31.55	30.59	30.26	29.66	31.74	33.29		
Mass Hub	31.03	30.77	29.88	29.02	28.94	29.01	30.42	31.42	32.41	34.69	33.53	32.32	32.16	31.11	30.77	31.36	43.93	51.50	45.06	33.03	32.92	32.15	32.26	31.38	33.38	35.04		
Cleared Load (GW)	11.6	11.2	11.0	10.8	10.8	10.8	12.0	12.8	14.0	14.4	14.4	14.0	13.6	13.2	13.1	13.4	15.0	15.9	15.3	14.8	14.4	13.6	12.7	11.6				



Preliminary Real-Time Prices with Forecasted and Actual System Load

Hour Ending:	1	2	3	4	5	6	7	8	9	10	11	12	13	14	15	16	17	18	19	20	21	22	23	24	Avg. Hr \$			
Connecticut	27.20	26.29	24.06	23.68	25.29	27.05	28.77	28.27	30.11	30.55	30.58	30.89	31.01	30.51	29.96	30.31	46.60	50.85	47.93	37.87	48.17	36.29	28.44	29.19	32.49	35.52	All	On Pk
NEMass/Boston	27.11	26.15	23.98	23.59	25.15	26.94	28.61	28.01	29.63	30.02	30.10	30.50	30.70	30.29	29.82	30.18	46.09	50.07	47.16	37.28	47.59	35.91	28.19	29.17	32.18	35.10		
New Hampshire	26.65	25.76	23.57	23.18	24.77	26.62	28.21	27.54	29.17	29.44	29.45	29.79	30.02	29.62	29.16	29.54	45.09	48.72	45.89	36.36	46.55	35.18	27.52	28.48	31.51	34.32		
Maine	25.90	25.00	22.84	22.52	24.19	26.30	27.74	27.10	28.86	29.25	29.25	29.57	29.78	29.48	28.83	29.24	45.08	48.69	45.84	36.22	46.57	34.62	26.97	27.94	31.16	34.08		
Mass Hub	27.30	26.36	24.14	23.75	25.35	27.14	28.82	28.26	29.95	30.36	30.44	30.79	30.96	30.53	30.07	30.40	46.49	50.59	47.65	37.65	47.99	36.20	28.45	29.39	32.46	35.42		
DA Forecast Load (GW)	11.73	11.20	10.92	10.84	10.98	11.53	12.37	13.13	13.95	14.44	14.53	14.38	14.18	13.90	13.78	14.02	15.35	16.37	16.28	15.87	15.37	14.61	13.59	12.48				
Forecast Error %	1.0%	1.3%	3.2%	3.7%	2.6%	1.0%	0.9%	0.2%	0.6%	0.2%	0.0%	0.0%	-0.3%	-0.3%	-0.4%	-0.8%	-0.2%	0.7%	0.7%	0.5%	0.6%	1.2%	1.6%	1.5%				





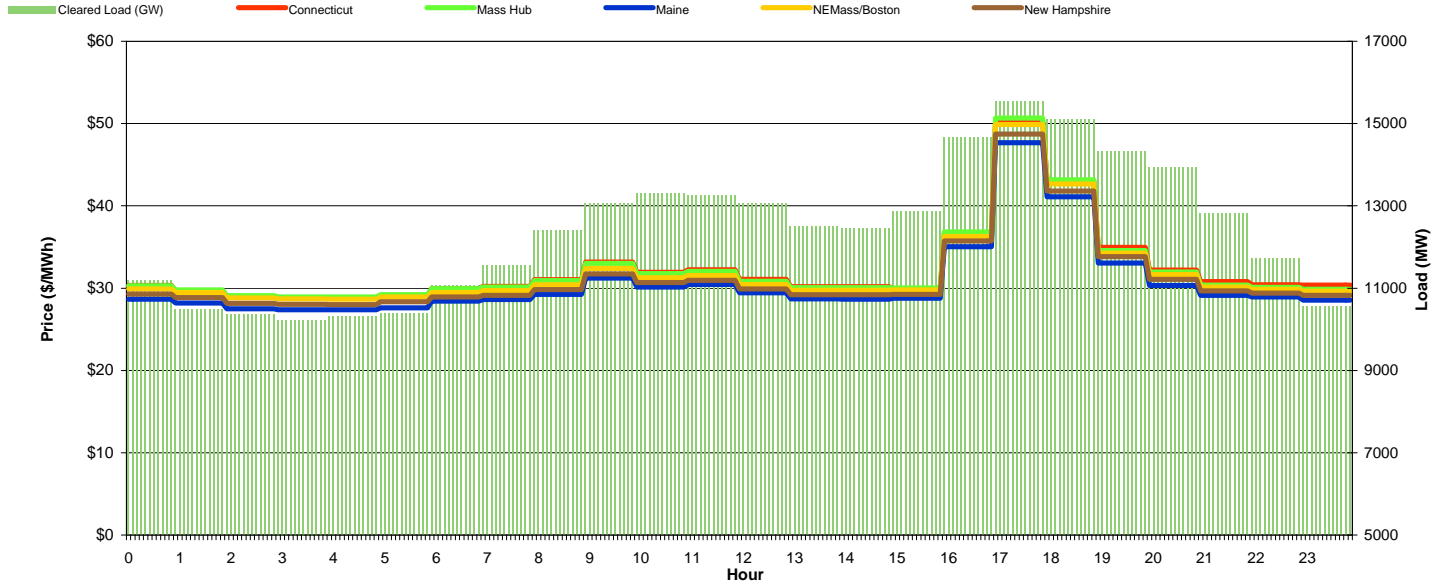
ISO-NE Daily Report

Sunday December 04, 2011

Price	<=0	>=100	>=200
Forecast Error %	0-4.9%	5-9.9%	>=10%

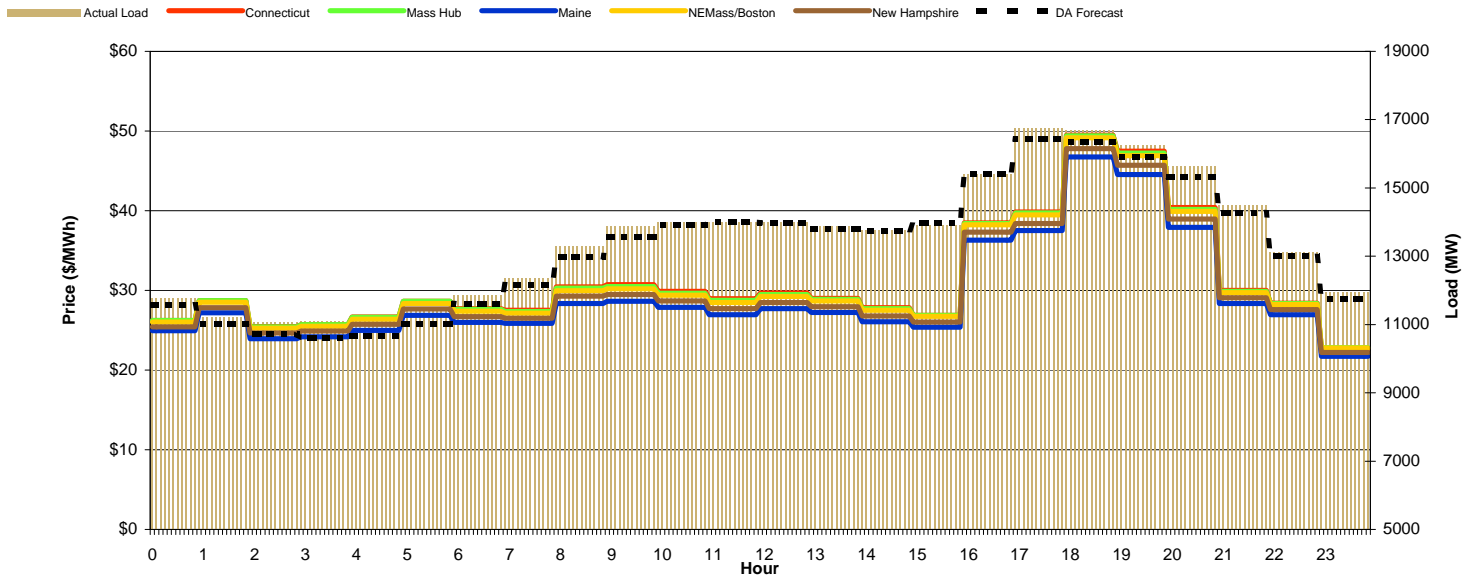
Day-Ahead Prices and Cleared Load

Hour Ending:	1	2	3	4	5	6	7	8	9	10	11	12	13	14	15	16	17	18	19	20	21	22	23	24	Avg. Hr \$			
Connecticut	30.33	29.71	28.91	28.79	28.79	29.12	29.94	30.20	31.03	33.17	31.94	32.25	31.05	30.17	30.17	29.90	36.69	50.28	43.00	34.94	32.21	30.80	30.40	30.38	32.26	33.64	All	On Pk
NEMass/Boston	29.90	29.47	28.80	28.70	28.64	28.93	29.48	29.69	30.42	32.39	31.27	31.55	30.44	29.76	29.76	29.77	36.27	49.88	42.67	34.26	31.64	30.12	29.85	29.62	31.80	33.11		
New Hampshire	29.29	28.85	28.17	28.02	28.01	28.34	28.94	29.12	29.83	31.73	30.68	30.97	29.89	29.21	29.20	29.24	35.74	48.71	41.82	33.82	31.08	29.68	29.39	29.13	31.20	32.51		
Maine	28.66	28.20	27.51	27.36	27.36	27.62	28.43	28.61	29.25	31.21	30.15	30.45	29.43	28.71	28.66	28.79	35.04	47.66	41.11	33.04	30.34	29.13	28.95	28.54	30.59	31.91		
Mass Hub	30.31	29.80	29.08	28.92	28.92	29.22	29.95	30.13	30.91	33.03	31.77	32.05	30.82	30.06	30.07	30.02	36.81	50.65	43.17	34.56	31.95	30.37	30.11	29.88	32.19	33.53		
Cleared Load (GW)	11.2	10.5	10.4	10.2	10.3	10.4	11.1	11.5	12.4	13.1	13.3	13.3	13.1	12.5	12.5	12.9	14.7	15.5	15.1	14.3	13.9	12.8	11.7	10.6				



Preliminary Real-Time Prices with Forecasted and Actual System Load

Hour Ending:	1	2	3	4	5	6	7	8	9	10	11	12	13	14	15	16	17	18	19	20	21	22	23	24	Avg. Hr \$			
Connecticut	26.24	28.71	25.45	25.72	26.67	28.65	27.72	27.52	30.45	30.71	29.87	28.96	29.66	28.98	27.83	26.86	38.47	39.82	49.46	47.46	40.40	29.99	28.39	22.70	31.11	33.43	All	On Pk
NEMass/Boston	26.03	28.53	25.27	25.50	26.40	28.37	27.39	27.13	29.97	30.19	29.38	28.48	29.23	28.67	27.51	26.73	38.22	39.48	49.16	46.90	39.90	29.72	28.24	22.76	30.80	33.06		
New Hampshire	25.43	27.82	24.64	24.88	25.74	27.69	26.71	26.50	29.28	29.48	28.69	27.73	28.48	27.94	26.77	26.04	37.29	38.39	47.80	45.70	38.96	29.09	27.61	22.22	30.04	32.23		
Maine	24.93	27.20	23.94	24.17	24.99	26.85	25.98	25.88	28.35	28.62	27.87	26.93	27.70	27.21	26.05	25.40	36.31	37.53	46.75	44.54	37.91	28.34	26.96	21.71	29.26	31.40		
Mass Hub	26.22	28.71	25.44	25.70	26.62	28.62	27.62	27.35	30.27	30.48	29.64	28.74	29.49	28.89	27.70	26.86	38.41	39.72	49.41	47.21	40.16	29.87	28.37	22.81	31.01	33.29		
DA Forecast Load (GW)	11.58	11.02	10.72	10.59	10.66	11.02	11.62	12.17	12.97	13.57	13.90	14.01	13.98	13.81	13.74	13.99	15.41	16.43	16.34	15.91	15.32	14.28	12.99	11.76				
Forecast Error %	1.6%	1.8%	3.2%	4.7%	4.4%	3.9%	2.2%	1.6%	2.7%	2.4%	0.8%	0.0%	0.2%	0.6%	0.1%	-0.6%	0.0%	1.9%	2.2%	2.2%	2.1%	1.7%	1.0%	1.6%				





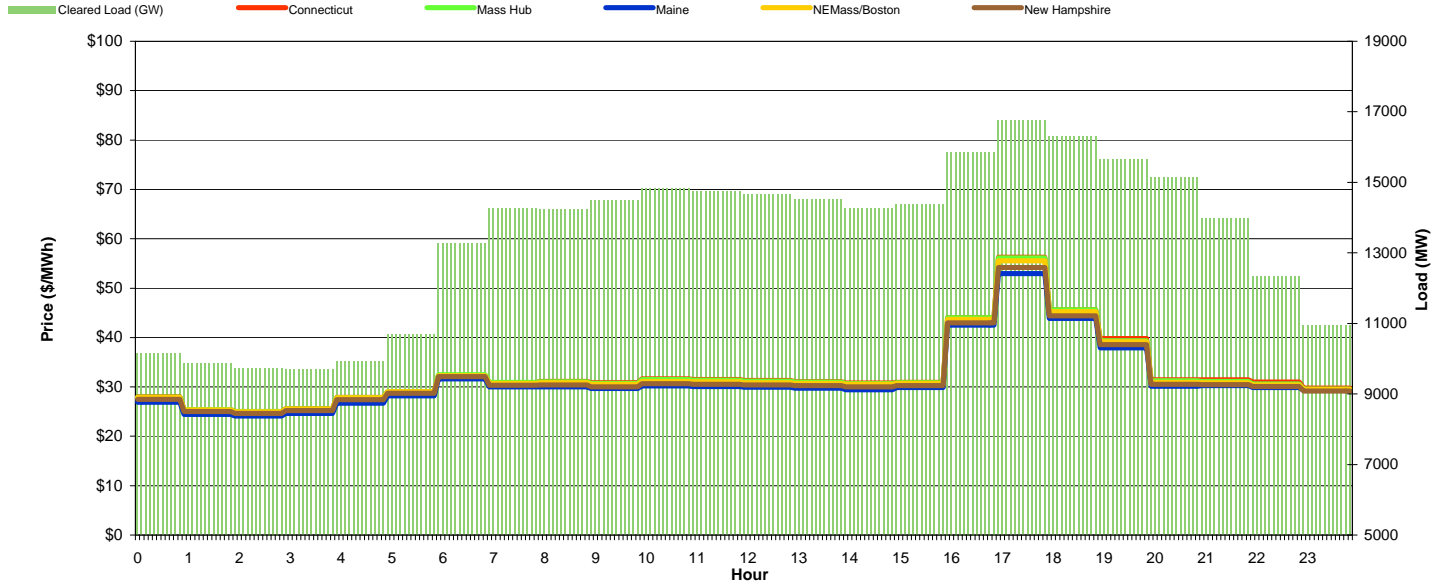
ISO-NE Daily Report

Monday December 05, 2011

Price	<=0	>=100	>=200
Forecast Error %	0-4.9%	5-9.9%	>=10%

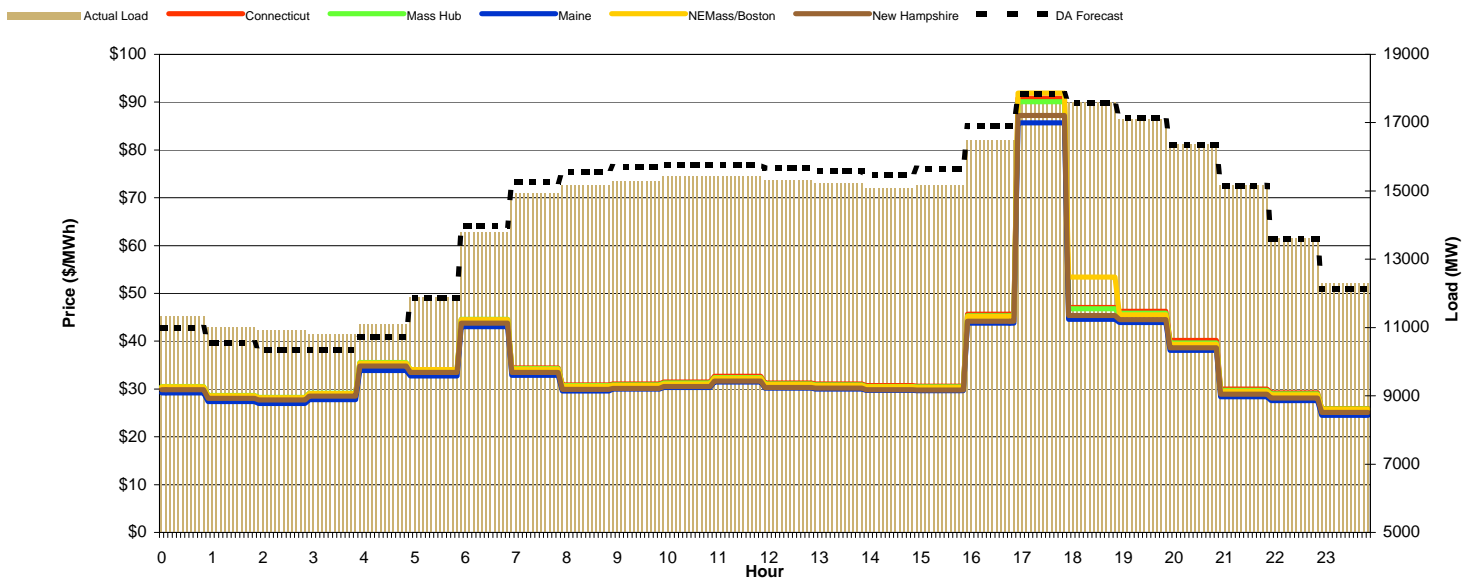
Day-Ahead Prices and Cleared Load

Hour Ending:	1	2	3	4	5	6	7	8	9	10	11	12	13	14	15	16	17	18	19	20	21	22	23	24	Avg. Hr \$	
Connecticut	27.97	25.43	25.04	25.60	27.87	28.98	32.29	30.87	31.10	30.86	31.62	31.52	31.31	31.07	30.78	30.92	44.01	56.25	45.63	39.79	31.42	31.41	30.97	29.75	32.60	34.97
NEMass/Boston	27.87	25.37	24.97	25.53	27.79	29.03	32.29	30.74	30.85	30.53	31.13	31.05	30.87	30.72	30.51	30.72	43.66	55.53	45.23	39.15	30.93	30.82	30.40	29.48	32.30	34.55
New Hampshire	27.47	24.99	24.65	25.19	27.43	28.68	32.06	30.35	30.42	30.02	30.68	30.55	30.37	30.24	30.01	30.24	42.99	54.18	44.41	38.56	30.52	30.46	30.05	29.16	31.82	34.00
Maine	26.89	24.41	24.08	24.62	26.71	28.21	31.65	29.99	30.03	29.67	30.23	30.08	29.91	29.77	29.41	29.90	42.52	52.96	43.88	37.92	30.13	30.28	29.86	29.29	31.35	33.53
Mass Hub	27.94	25.40	25.00	25.55	27.83	29.06	32.47	30.90	31.03	30.74	31.52	31.38	31.19	31.00	30.68	30.88	44.02	56.15	45.64	39.36	31.23	31.09	30.59	29.57	32.51	34.84
Cleared Load (GW)	10.2	9.9	9.7	9.7	9.9	10.7	13.3	14.2	14.2	14.5	14.8	14.7	14.7	14.5	14.3	14.4	15.9	16.8	16.3	15.7	15.1	14.0	12.3	10.9		



Preliminary Real-Time Prices with Forecasted and Actual System Load

Hour Ending:	1	2	3	4	5	6	7	8	9	10	11	12	13	14	15	16	17	18	19	20	21	22	23	24	Avg. Hr \$	
Connecticut	30.33	28.52	28.11	28.99	35.29	33.82	44.51	34.38	30.84	31.06	31.44	32.68	31.28	31.09	30.75	30.60	45.68	90.81	47.08	46.28	40.13	30.01	29.18	25.91	36.20	38.33
NEMass/Boston	30.48	28.57	28.19	29.02	35.42	34.04	44.49	34.12	30.57	30.73	31.07	32.24	30.91	30.73	30.43	30.33	45.15	91.89	53.42	45.52	39.35	29.51	28.79	25.78	36.28	38.42
New Hampshire	29.85	28.03	27.69	28.52	34.78	33.44	43.78	33.45	29.93	30.13	30.50	31.64	30.35	30.19	29.88	29.78	44.19	87.19	45.37	44.52	38.59	28.89	28.13	25.12	35.16	37.05
Maine	29.17	27.35	27.00	27.75	33.90	32.74	43.04	32.86	29.57	29.99	30.34	31.45	30.20	29.98	29.70	29.63	43.77	85.66	44.59	43.88	38.08	28.38	27.58	24.51	34.63	36.60
Mass Hub	30.53	28.65	28.26	29.11	35.51	34.09	44.60	34.26	30.71	30.88	31.23	32.42	31.06	30.87	30.55	30.43	45.31	90.09	46.78	45.82	39.62	29.70	28.96	25.86	36.05	38.04
DA Forecast Load (GW)	11.00	10.54	10.33	10.34	10.72	11.87	13.99	15.27	15.56	15.70	15.76	15.77	15.66	15.58	15.47	15.65	16.90	17.84	17.57	17.14	16.35	15.16	13.60	12.14		
Forecast Error %	3.0%	4.6%	5.9%	4.4%	3.5%	0.2%	-1.3%	-2.2%	-2.5%	-2.6%	-2.1%	-2.2%	-2.2%	-2.2%	-2.6%	-3.2%	-2.4%	-0.7%	0.2%	-0.2%	0.2%	0.1%	0.1%	1.4%		





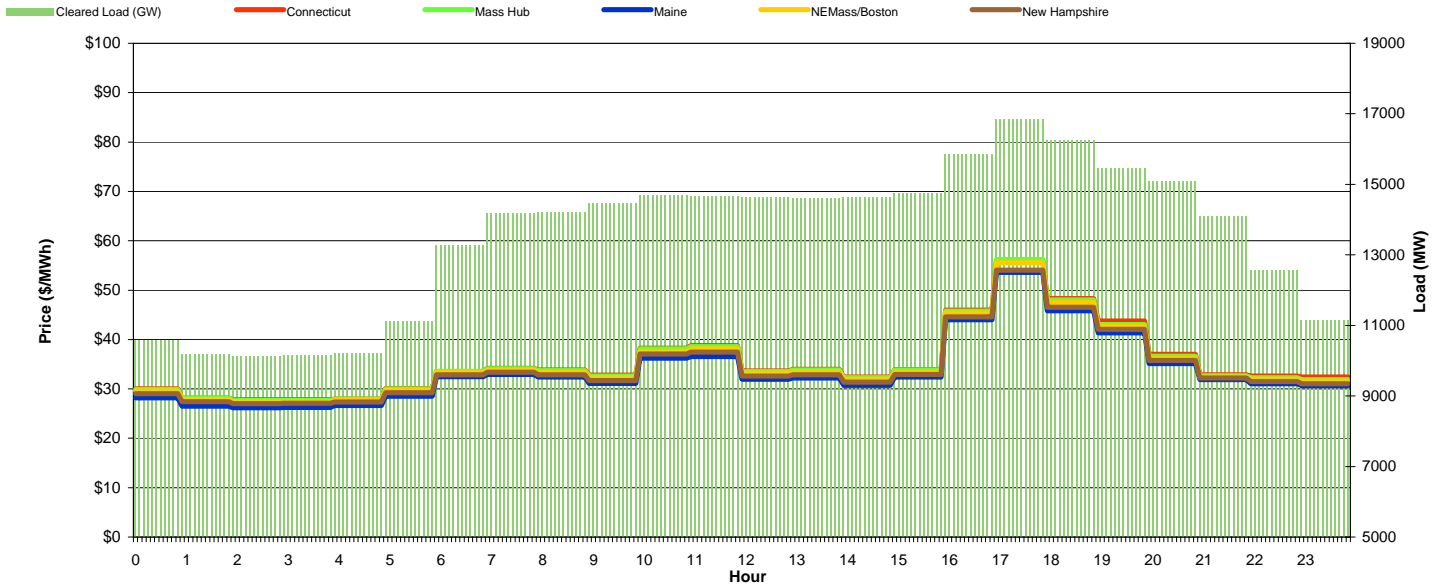
ISO-NE Daily Report

Tuesday December 06, 2011

Price	<=0	>=100	>=200
Forecast Error %	0-4.9%	5-9.9%	>=10%

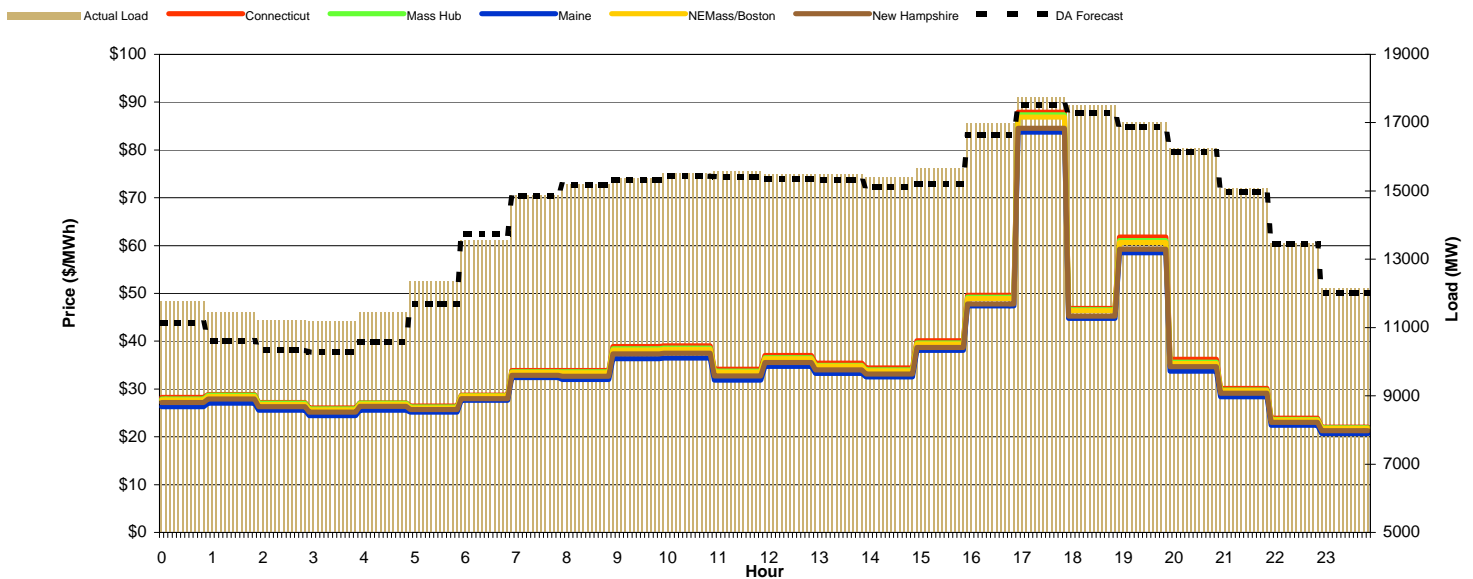
Day-Ahead Prices and Cleared Load

Hour Ending:	1	2	3	4	5	6	7	8	9	10	11	12	13	14	15	16	17	18	19	20	21	22	23	24	Avg. Hr \$			
Connecticut	30.02	28.13	27.79	27.80	27.95	30.06	33.53	34.14	33.81	32.81	38.21	38.74	33.66	33.94	32.39	33.89	45.98	56.02	48.30	43.76	37.00	32.85	32.61	32.41	35.24	38.01	All	On Pk
NEMass/Boston	29.57	27.84	27.41	27.43	27.71	29.75	33.29	33.77	33.39	32.29	37.62	38.12	33.17	33.46	31.92	33.42	45.36	55.53	47.53	42.67	36.16	32.41	31.92	31.59	34.72	37.42		
New Hampshire	29.04	27.42	27.04	27.06	27.35	29.21	32.83	33.36	32.88	31.68	37.04	37.46	32.60	32.87	31.37	32.93	44.57	54.07	46.55	42.07	35.75	32.22	31.51	31.06	34.16	36.81		
Maine	28.20	26.53	26.19	26.23	26.61	28.49	32.44	32.92	32.42	31.12	36.22	36.56	31.97	32.20	30.74	32.38	44.00	53.59	45.83	41.37	35.14	31.89	31.07	30.65	33.53	36.21		
Mass Hub	29.88	28.10	27.68	27.70	27.95	29.98	33.60	34.06	33.68	32.58	38.09	38.55	33.49	33.81	32.28	33.83	45.77	56.19	48.03	43.04	36.59	32.67	32.26	31.90	35.07	37.81		
Cleared Load (GW)	10.6	10.2	10.1	10.2	10.2	11.1	13.3	14.2	14.2	14.5	14.7	14.7	14.6	14.6	14.6	14.8	15.8	16.8	16.3	15.5	15.1	14.1	12.6	11.1				



Preliminary Real-Time Prices with Forecasted and Actual System Load

Hour Ending:	1	2	3	4	5	6	7	8	9	10	11	12	13	14	15	16	17	18	19	20	21	22	23	24	Avg. Hr \$			
Connecticut	28.22	28.87	27.20	26.03	27.14	26.42	28.69	33.88	33.90	38.92	39.03	34.17	37.02	35.39	34.40	40.09	49.60	87.87	46.85	61.75	36.20	30.09	23.90	22.04	36.57	41.44	All	On Pk
NEMass/Boston	27.71	28.47	26.79	25.66	26.85	26.03	28.50	33.46	33.38	38.18	38.27	33.51	36.34	34.78	33.81	39.43	48.96	86.90	46.37	60.65	35.35	29.62	23.52	21.75	36.01	40.78		
New Hampshire	27.17	27.94	26.32	25.17	26.36	25.70	27.99	32.84	32.65	37.32	37.49	32.74	35.54	34.03	33.14	38.67	47.79	84.53	45.23	59.23	34.68	29.12	23.03	21.26	35.25	39.88		
Maine	26.28	27.06	25.56	24.40	25.57	25.15	27.66	32.39	31.98	36.32	36.47	31.86	34.75	33.29	32.52	38.10	47.41	83.74	44.77	58.49	33.76	28.38	22.44	20.69	34.54	39.17		
Mass Hub	27.94	28.73	27.03	25.87	27.06	26.23	28.60	33.61	33.57	38.44	38.53	33.74	36.56	34.97	33.99	39.62	49.17	87.33	46.61	61.06	35.62	29.77	23.66	21.86	36.23	41.02		
DA Forecast Load (GW)	11.13	10.61	10.34	10.28	10.58	11.70	13.75	14.84	15.18	15.31	15.43	15.42	15.36	15.33	15.11	15.21	16.64	17.52	17.29	16.86	16.15	14.98	13.44	12.01				
Forecast Error %	5.7%	8.1%	8.6%	8.7%	8.2%	5.7%	-1.3%	0.3%	0.1%	0.4%	0.6%	1.0%	0.9%	1.2%	1.9%	3.1%	2.1%	1.3%	1.3%	0.8%	0.7%	0.7%	0.3%	1.3%				





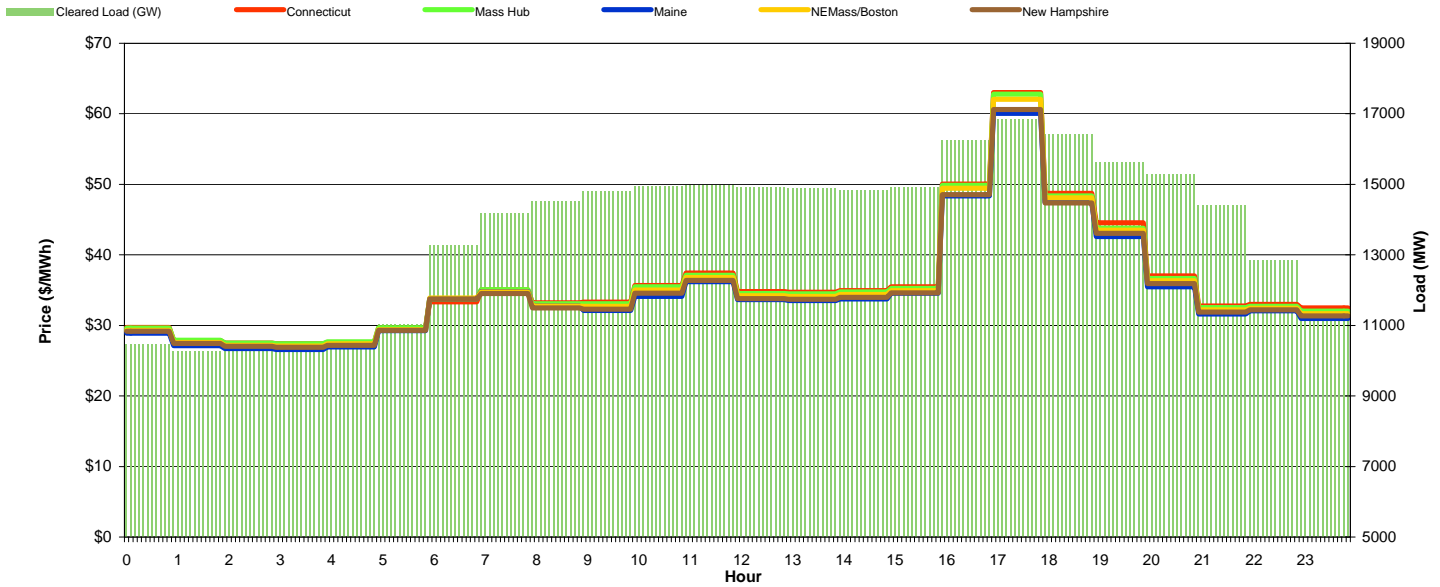
ISO-NE Daily Report

Wednesday December 07, 2011

Price	<=0	>=100	>=200
Forecast Error %	0-4.9%	5-9.9%	>=10%

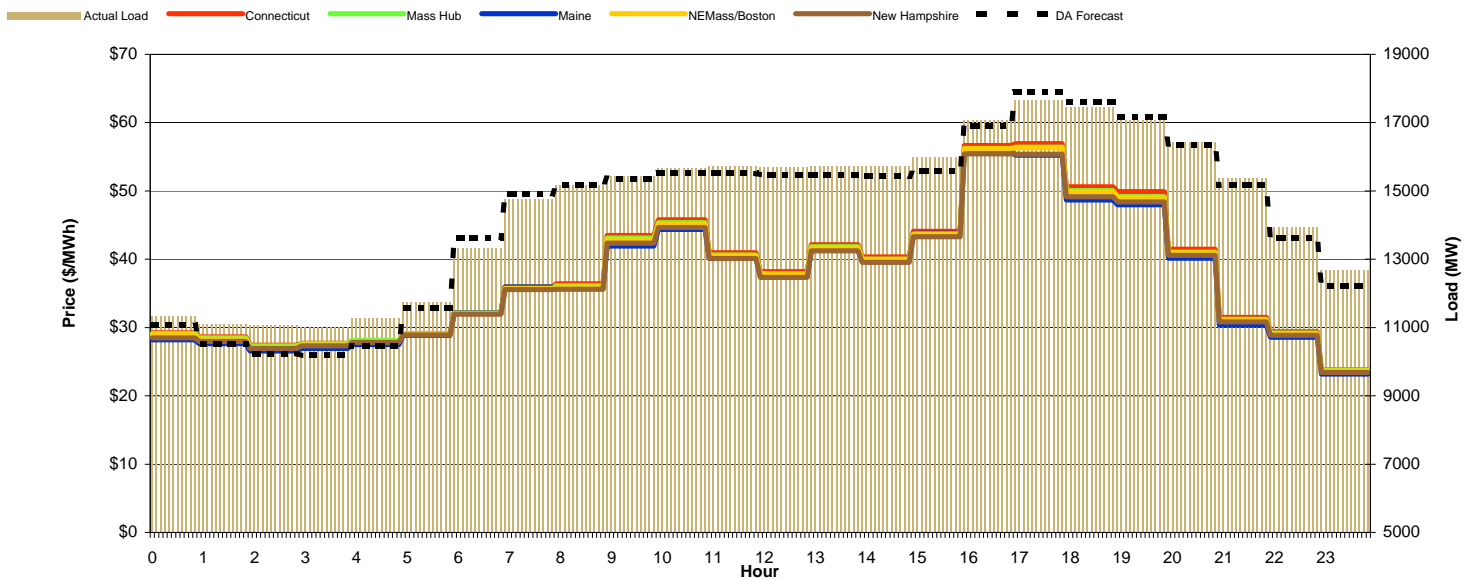
Day-Ahead Prices and Cleared Load

Hour Ending:	1	2	3	4	5	6	7	8	9	10	11	12	13	14	15	16	17	18	19	20	21	22	23	24	Avg. Hr \$			
Connecticut	29.73	27.84	27.47	27.39	27.60	29.63	33.33	35.01	33.22	33.29	35.68	37.42	34.80	34.69	34.94	35.46	50.02	63.00	48.74	44.53	37.00	32.76	32.96	32.46	35.79	38.97	All	On Pk
NEMass/Boston	29.30	27.60	27.16	27.08	27.39	29.41	33.89	34.75	32.74	32.71	35.03	36.79	34.19	34.10	34.40	34.94	49.44	62.04	48.07	43.50	36.35	32.21	32.44	31.65	35.30	38.36		
New Hampshire	29.19	27.46	27.04	26.91	27.17	29.32	33.77	34.54	32.47	32.32	34.55	36.37	33.80	33.69	33.96	34.61	48.53	60.62	47.34	43.06	35.94	31.90	32.21	31.36	34.92	37.87		
Maine	28.88	27.15	26.72	26.60	26.93	29.26	33.82	34.79	32.75	32.13	34.10	36.21	33.65	33.52	33.75	34.58	48.34	60.07	47.46	42.60	35.49	31.62	32.06	30.98	34.73	37.70		
Mass Hub	29.61	27.89	27.47	27.39	27.68	29.68	33.75	35.05	33.07	33.09	35.47	37.13	34.52	34.46	34.76	35.24	49.88	62.80	48.36	43.76	36.67	32.53	32.72	32.04	35.63	38.72		
Cleared Load (GW)	10.5	10.3	10.3	10.2	10.5	11.0	13.3	14.2	14.5	14.8	14.9	15.0	14.9	14.9	14.8	14.9	16.2	16.8	16.4	15.6	15.3	14.4	12.8	11.5				



Preliminary Real-Time Prices with Forecasted and Actual System Load

Hour Ending:	1	2	3	4	5	6	7	8	9	10	11	12	13	14	15	16	17	18	19	20	21	22	23	24	Avg. Hr \$			
Connecticut	29.26	28.64	27.41	27.68	28.05	29.08	32.09	35.96	36.40	43.49	45.78	40.97	38.19	42.14	40.32	44.08	56.65	56.91	50.58	49.88	41.46	31.49	29.39	23.80	37.90	42.73	All	On Pk
NEMass/Boston	28.94	28.28	27.12	27.45	27.97	28.98	32.09	35.75	35.96	42.87	45.13	40.52	37.79	41.71	39.96	43.72	56.17	56.31	49.89	49.01	40.95	31.10	29.07	23.65	37.52	42.24		
New Hampshire	28.50	27.99	26.92	27.30	27.84	28.90	31.96	35.58	35.61	42.34	44.63	40.11	37.36	41.23	39.54	43.31	55.43	55.39	49.17	48.40	40.59	30.82	28.86	23.45	37.13	41.77		
Maine	28.19	27.64	26.55	26.93	27.50	28.86	32.16	35.92	35.72	41.92	44.35	40.20	37.45	41.32	39.90	43.83	55.76	55.22	48.70	47.99	40.17	30.34	28.58	23.17	37.02	41.71		
Mass Hub	29.14	28.50	27.32	27.63	28.12	29.10	32.17	35.88	36.14	43.10	45.34	40.64	37.89	41.82	40.03	43.75	56.22	56.43	50.03	49.17	41.04	31.20	29.20	23.75	37.65	42.37		
DA Forecast Load (GW)	11.06	10.52	10.24	10.18	10.46	11.56	13.63	14.91	15.17	15.36	15.52	15.51	15.48	15.47	15.43	15.58	16.91	17.90	17.59	17.15	16.36	15.17	13.63	12.22				
Forecast Error %	2.6%	5.5%	8.1%	8.3%	7.8%	1.6%	-2.2%	-1.0%	-0.1%	0.5%	0.9%	1.4%	1.4%	1.7%	1.9%	2.7%	1.0%	-1.4%	-0.7%	-0.4%	0.4%	1.3%	2.3%	3.7%				





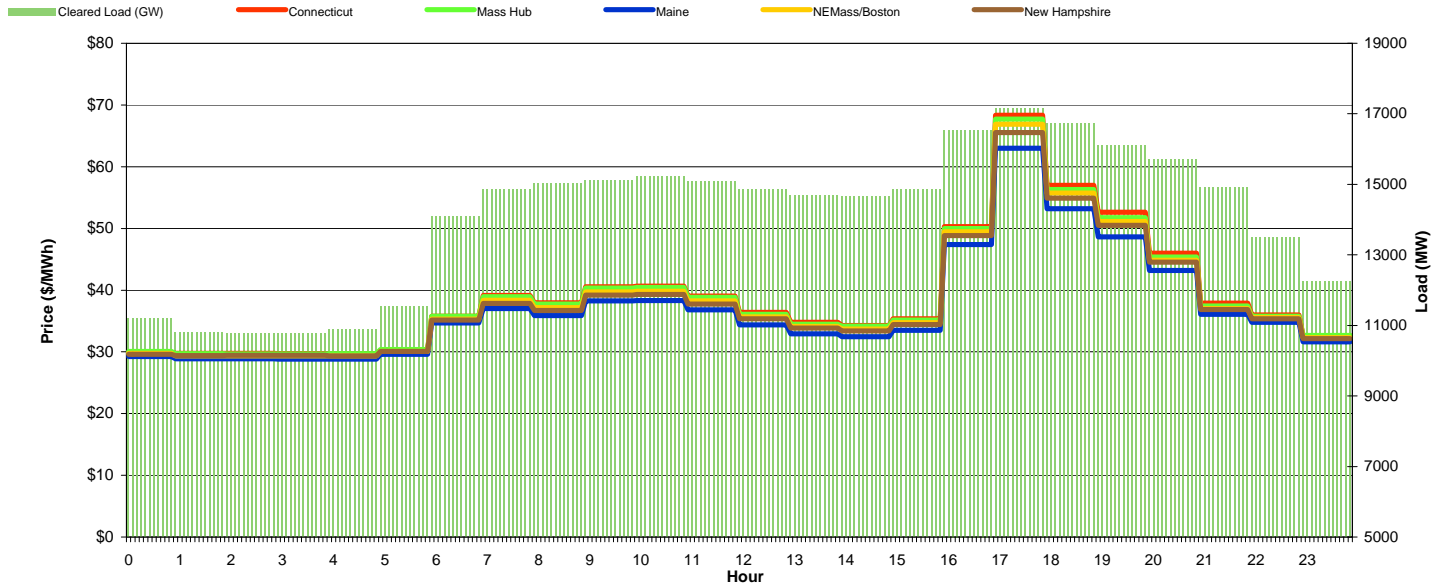
ISO-NE Daily Report

Thursday December 08, 2011

Price	<=0	>=100	>=200
Forecast Error %	0-4.9%	5-9.9%	>=10%

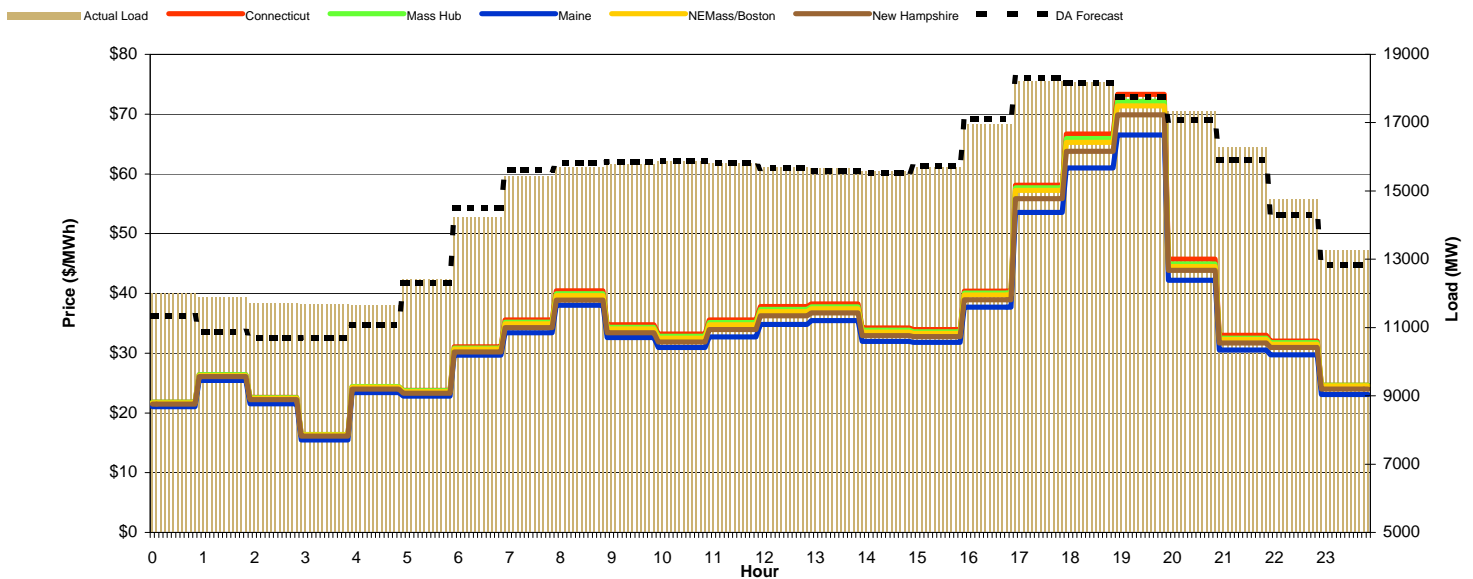
Day-Ahead Prices and Cleared Load

Hour Ending:	1	2	3	4	5	6	7	8	9	10	11	12	13	14	15	16	17	18	19	20	21	22	23	24	Avg. Hr \$			
Connecticut	29.96	29.77	29.78	29.69	29.64	30.22	35.79	39.15	37.97	40.54	40.65	39.04	36.41	34.78	34.29	35.35	50.28	68.33	57.00	52.60	46.00	37.90	36.00	32.60	38.91	42.89	All	On Pk
NEMass/Boston	29.78	29.37	29.35	29.34	29.36	30.06	35.33	38.37	37.19	39.72	39.84	38.27	35.69	34.11	33.68	34.74	49.46	66.86	55.72	51.10	44.84	37.04	35.55	32.32	38.21	42.01		
New Hampshire	29.63	29.42	29.46	29.44	29.35	30.08	35.17	37.86	36.72	39.19	39.32	37.75	35.37	33.84	33.37	34.45	48.86	65.52	54.93	50.52	44.55	36.87	35.37	32.13	37.88	41.53		
Maine	29.24	28.90	28.88	28.83	28.82	29.61	34.70	37.00	35.90	38.25	38.33	36.82	34.37	32.91	32.47	33.49	47.39	63.00	53.19	48.61	43.21	36.08	34.79	31.62	36.93	40.36		
Mass Hub	30.07	29.72	29.68	29.65	29.69	30.39	35.80	38.92	37.75	40.32	40.43	38.84	36.11	34.48	34.16	35.16	49.99	67.72	56.33	51.76	45.38	37.42	35.80	32.66	38.68	42.54		
Cleared Load (GW)	11.2	10.8	10.8	10.8	10.9	11.5	14.1	14.8	15.0	15.1	15.2	15.1	14.8	14.7	14.6	14.9	16.5	17.2	16.7	16.1	15.7	14.9	13.5	12.3				



Preliminary Real-Time Prices with Forecasted and Actual System Load

Hour Ending:	1	2	3	4	5	6	7	8	9	10	11	12	13	14	15	16	17	18	19	20	21	22	23	24	Avg. Hr \$			
Connecticut	21.82	26.40	22.58	16.39	24.35	23.76	31.08	35.56	40.41	34.75	33.21	35.55	37.79	38.24	34.21	33.95	40.38	58.12	66.69	73.28	45.72	32.97	32.03	24.64	36.00	42.05	All	On Pk
NEMass/Boston	21.70	26.26	22.45	16.31	24.33	23.58	30.68	34.89	39.63	34.07	32.51	34.73	36.95	37.41	33.54	33.32	39.75	57.23	65.30	71.37	44.52	32.27	31.50	24.52	35.37	41.19		
New Hampshire	21.46	26.10	22.22	16.10	24.01	23.27	30.19	34.27	38.89	33.41	31.85	33.94	36.24	36.72	32.94	32.76	38.91	55.83	63.80	69.86	43.85	31.71	30.94	23.98	34.72	40.37		
Maine	21.06	25.44	21.53	15.48	23.40	22.83	29.67	33.43	38.04	32.60	30.93	32.71	34.80	35.47	31.97	31.81	37.70	53.57	60.97	66.51	42.18	30.50	29.74	23.07	33.56	38.93		
Mass Hub	21.79	26.39	22.56	16.38	24.42	23.71	30.87	35.17	39.93	34.33	32.81	35.13	37.33	37.77	33.84	33.59	40.03	57.69	65.93	72.15	44.92	32.52	31.73	24.63	35.65	41.55		
DA Forecast Load (GW)	11.34	10.88	10.69	10.71	11.08	12.30	14.50	15.63	15.81	15.86	15.89	15.81	15.66	15.60	15.52	15.72	17.11	18.32	18.16	17.75	17.07	15.91	14.30	12.84				
Forecast Error %	6.0%	9.2%	9.6%	9.2%	5.1%	0.9%	-1.7%	-1.1%	-0.7%	-0.5%	-0.2%	0.0%	0.2%	0.4%	0.4%	-0.1%	-0.9%	-0.5%	0.1%	0.8%	1.6%	2.4%	3.2%	3.3%				





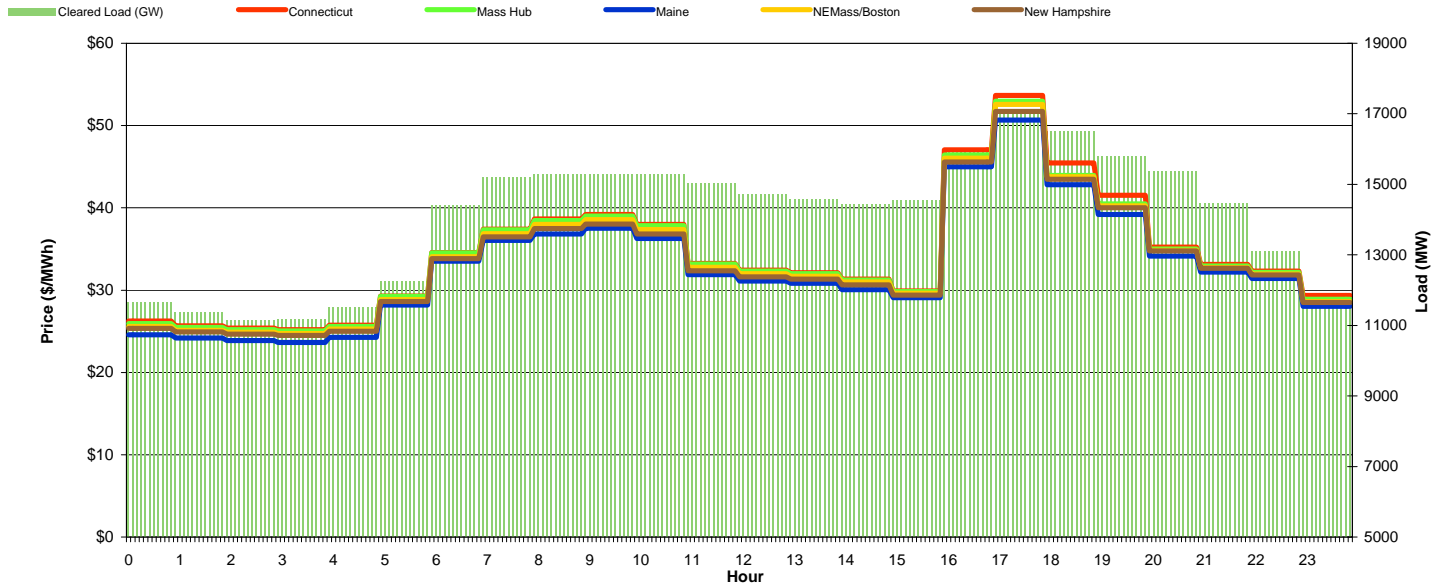
ISO-NE Daily Report

Friday December 09, 2011

Price	<=0	>=100	>=200
Forecast Error %	0-4.9%	5-9.9%	>=10%

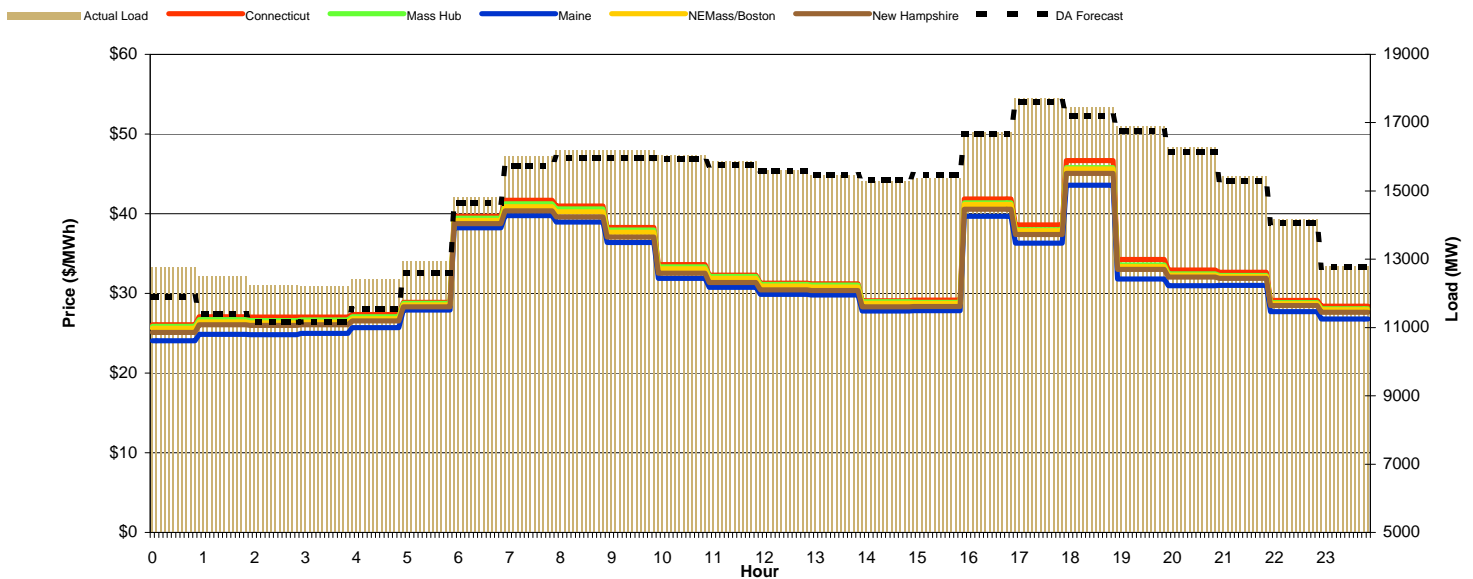
Day-Ahead Prices and Cleared Load

Hour Ending:	1	2	3	4	5	6	7	8	9	10	11	12	13	14	15	16	17	18	19	20	21	22	23	24	Avg. Hr \$			
Connecticut	26.23	25.65	25.39	25.20	25.74	29.27	34.55	37.39	38.64	39.21	38.00	33.26	32.44	32.11	31.34	29.92	47.04	53.65	45.45	41.53	35.24	33.12	32.32	29.36	34.25	37.54	All	On Pk
NEMass/Boston	25.59	25.13	24.89	24.73	25.26	28.85	34.06	36.85	37.98	38.56	37.35	32.77	32.00	31.69	30.99	29.62	46.05	52.59	43.77	40.23	34.84	32.73	31.98	28.62	33.63	36.88		
New Hampshire	25.34	24.91	24.64	24.49	25.00	28.61	33.83	36.48	37.47	38.03	36.82	32.37	31.60	31.33	30.65	29.41	45.58	51.71	43.48	40.01	34.75	32.65	31.86	28.52	33.31	36.51		
Maine	24.57	24.20	23.87	23.66	24.26	28.19	33.51	36.03	36.84	37.51	36.27	31.90	31.12	30.82	30.07	29.08	44.99	50.68	42.80	39.19	34.13	32.19	31.43	28.05	32.72	35.94		
Mass Hub	25.95	25.46	25.20	25.04	25.58	29.24	34.52	37.32	38.47	39.00	37.83	33.15	32.32	31.99	31.24	29.82	46.42	52.98	43.94	40.47	34.98	32.93	32.15	28.88	33.95	37.19		
Cleared Load (GW)	11.7	11.4	11.1	11.2	11.5	12.3	14.4	15.2	15.3	15.3	15.3	15.0	14.7	14.6	14.4	14.5	16.0	17.0	16.5	15.8	15.4	14.5	13.1	11.8				



Preliminary Real-Time Prices with Forecasted and Actual System Load

Hour Ending:	1	2	3	4	5	6	7	8	9	10	11	12	13	14	15	16	17	18	19	20	21	22	23	24	Avg. Hr \$			
Connecticut	26.06	27.08	27.02	27.02	27.34	28.88	39.66	41.69	40.98	38.28	33.63	32.28	31.27	31.20	29.07	29.14	41.84	38.61	46.68	34.25	32.92	32.67	29.13	28.39	33.13	35.23	All	On Pk
NEMass/Boston	25.63	26.42	26.30	26.37	26.83	28.57	39.16	40.90	40.24	37.66	33.08	31.88	30.92	30.81	28.77	28.74	41.16	37.88	45.63	33.38	32.29	32.13	28.72	27.95	32.56	34.64		
New Hampshire	25.12	26.06	25.97	26.06	26.55	28.30	38.74	40.35	39.59	37.05	32.52	31.35	30.44	30.35	28.33	28.35	40.55	37.38	45.07	33.01	32.04	31.89	28.47	27.65	32.13	34.17		
Maine	24.05	24.86	24.82	25.00	25.72	27.91	38.25	39.77	38.94	36.38	31.90	30.75	29.87	29.80	27.79	27.82	39.68	36.30	43.56	31.81	30.98	31.01	27.73	26.78	31.31	33.38		
Mass Hub	25.85	26.71	26.60	26.66	27.07	28.76	39.42	41.26	40.59	37.96	33.34	32.11	31.14	31.03	28.94	28.89	41.35	37.98	45.80	33.56	32.43	32.26	28.85	28.09	32.78	34.84		
DA Forecast Load (GW)	11.90	11.40	11.16	11.17	11.53	12.61	14.66	15.73	15.96	15.95	15.93	15.77	15.60	15.46	15.31	15.47	16.67	17.61	17.19	16.74	16.14	15.30	14.07	12.76				
Forecast Error %	7.3%	9.7%	9.7%	9.2%	7.7%	2.7%	1.2%	1.8%	1.5%	1.6%	0.8%	0.7%	0.0%	0.0%	-0.1%	-0.6%	0.2%	0.6%	1.5%	1.0%	0.9%	0.8%	0.8%	0.2%				





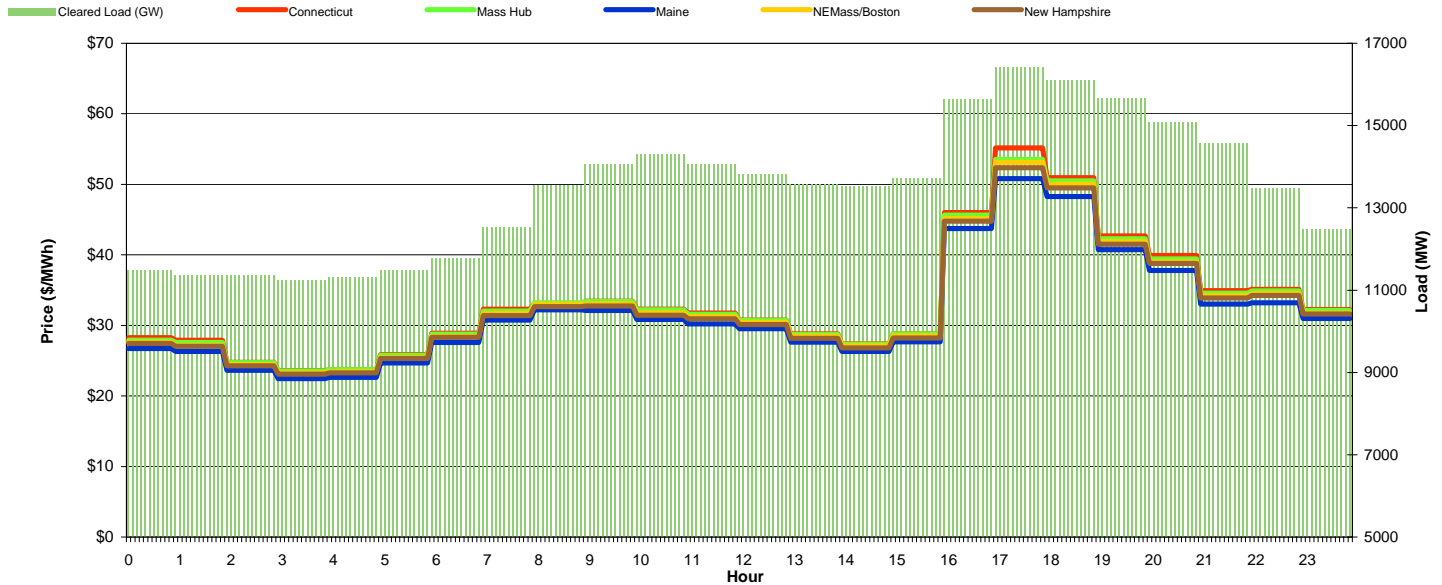
ISO-NE Daily Report

Saturday December 10, 2011

Price	<=0	>=100	>=200
Forecast Error %	0-4.9%	5-9.9%	>=10%

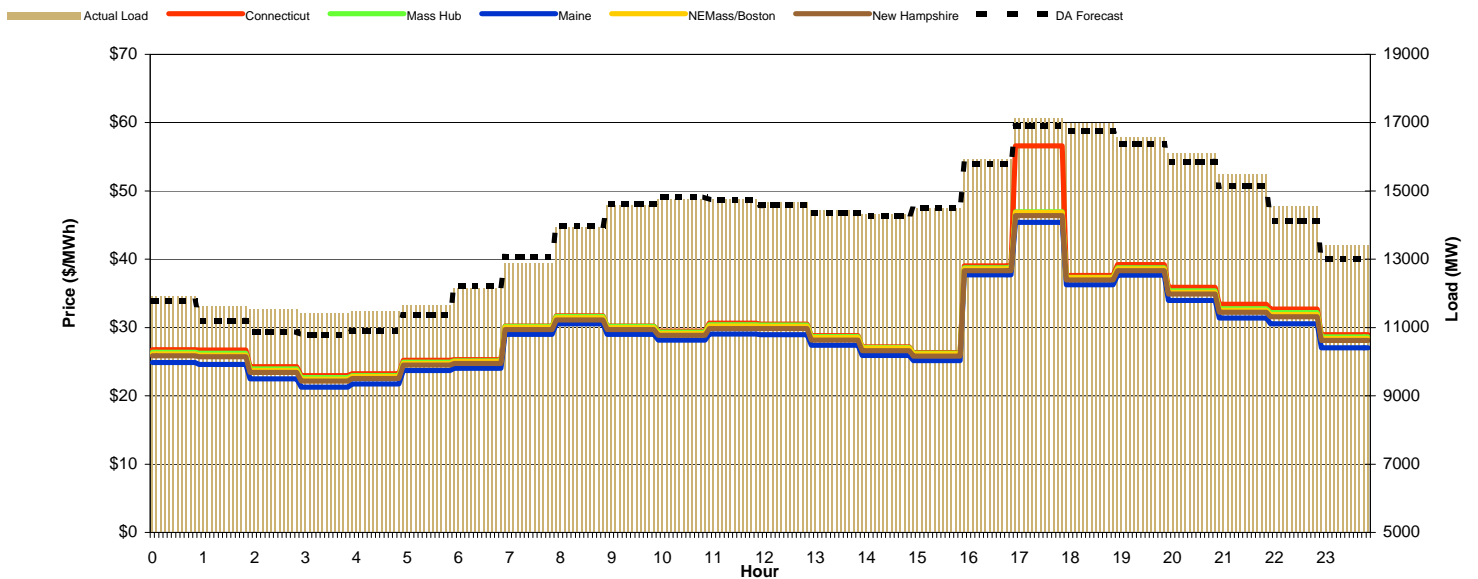
Day-Ahead Prices and Cleared Load

Hour Ending:	1	2	3	4	5	6	7	8	9	10	11	12	13	14	15	16	17	18	19	20	21	22	23	24	Avg. Hr \$				
Connecticut	28.28	27.90	24.79	23.59	23.74	25.87	28.89	32.28	32.99	33.43	32.31	31.75	30.77	28.80	27.38	28.79	45.99	55.18	50.94	42.69	39.90	34.91	35.12	32.27	33.27	33.27	36.45	All	On Pk
NEMass/Boston	27.62	27.16	24.45	23.27	23.44	25.45	28.45	31.69	33.02	33.08	31.80	31.25	30.44	28.49	27.15	28.55	45.15	53.11	50.06	41.88	39.02	34.19	34.54	31.77	32.71	35.84			
New Hampshire	27.44	27.03	24.26	23.08	23.26	25.33	28.32	31.39	32.67	32.75	31.44	30.92	30.14	28.17	26.82	28.24	44.79	52.33	49.51	41.49	38.80	33.90	34.23	31.64	32.41	35.47			
Maine	26.71	26.30	23.63	22.44	22.65	24.70	27.57	30.76	32.23	32.13	30.83	30.23	29.54	27.61	26.30	27.68	43.75	50.82	48.26	40.76	37.77	33.03	33.22	30.97	31.66	34.68			
Mass Hub	27.91	27.58	24.72	23.53	23.71	25.78	28.74	32.05	33.23	33.37	32.19	31.59	30.72	28.71	27.35	28.79	45.66	53.51	50.49	42.29	39.41	34.55	34.87	32.10	33.04	36.17			
Cleared Load (GW)	11.5	11.4	11.4	11.2	11.3	11.5	11.8	12.5	13.5	14.0	14.3	14.0	13.8	13.6	13.5	13.7	15.6	16.4	16.1	15.7	15.1	14.6	13.5	12.5					



Preliminary Real-Time Prices with Forecasted and Actual System Load

Hour Ending:	1	2	3	4	5	6	7	8	9	10	11	12	13	14	15	16	17	18	19	20	21	22	23	24	Avg. Hr \$			
Connecticut	26.74	26.72	24.28	22.94	23.22	25.20	25.28	30.23	31.70	30.21	29.46	30.62	30.49	28.81	27.18	26.32	39.04	56.59	37.64	39.20	35.90	33.40	32.70	28.94	30.95	33.72	All	On Pk
NEMass/Boston	26.16	25.95	23.72	22.46	22.80	24.76	25.02	30.02	31.45	30.01	29.16	30.21	30.19	28.53	26.98	26.16	38.63	46.84	37.28	38.63	35.16	32.52	31.93	28.41	30.12	32.73		
New Hampshire	25.85	25.70	23.45	22.18	22.54	24.50	24.74	29.72	31.13	29.70	28.84	29.85	29.84	28.17	26.63	25.84	38.35	46.39	36.96	38.34	34.89	32.25	31.59	28.09	29.81	32.41		
Maine	24.86	24.60	22.51	21.27	21.73	23.69	24.05	29.02	30.57	29.02	28.17	29.04	28.95	27.40	25.93	25.16	37.71	45.39	36.28	37.65	33.99	31.38	30.55	27.03	29.00	31.64		
Mass Hub	26.36	26.25	23.96	22.66	22.98	24.94	25.12	30.17	31.63	30.17	29.34	30.42	30.38	28.69	27.10	26.24	38.74	46.94	37.35	38.76	35.36	32.76	32.21	28.63	29.30	32.89		
DA Forecast Load (GW)	11.77	11.20	10.88	10.78	10.90	11.37	12.22	13.08	13.99	14.61	14.82	14.75	14.58	14.36	14.27	14.49	15.79	16.90	16.75	16.37	15.86	15.14	14.11	13.00				
Forecast Error %	1.4%	3.9%	6.2%	6.0%	5.4%	2.6%	-0.6%	-1.4%	-0.3%	-0.1%	-0.4%	0.1%	0.5%	0.6%	0.4%	0.1%	0.9%	1.4%	1.5%	1.2%	1.7%	2.3%	3.2%	3.3%				





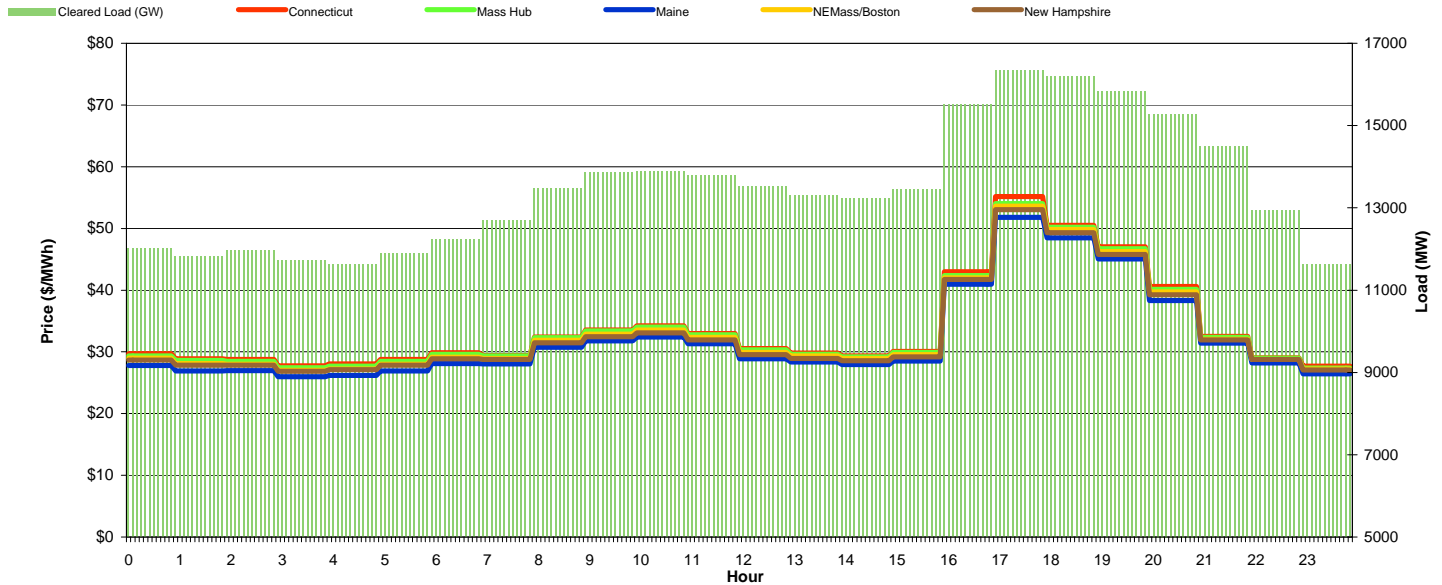
ISO-NE Daily Report

Sunday December 11, 2011

Price	<=0	>=100	>=200
Forecast Error %	0-4.9%	5-9.9%	>=10%

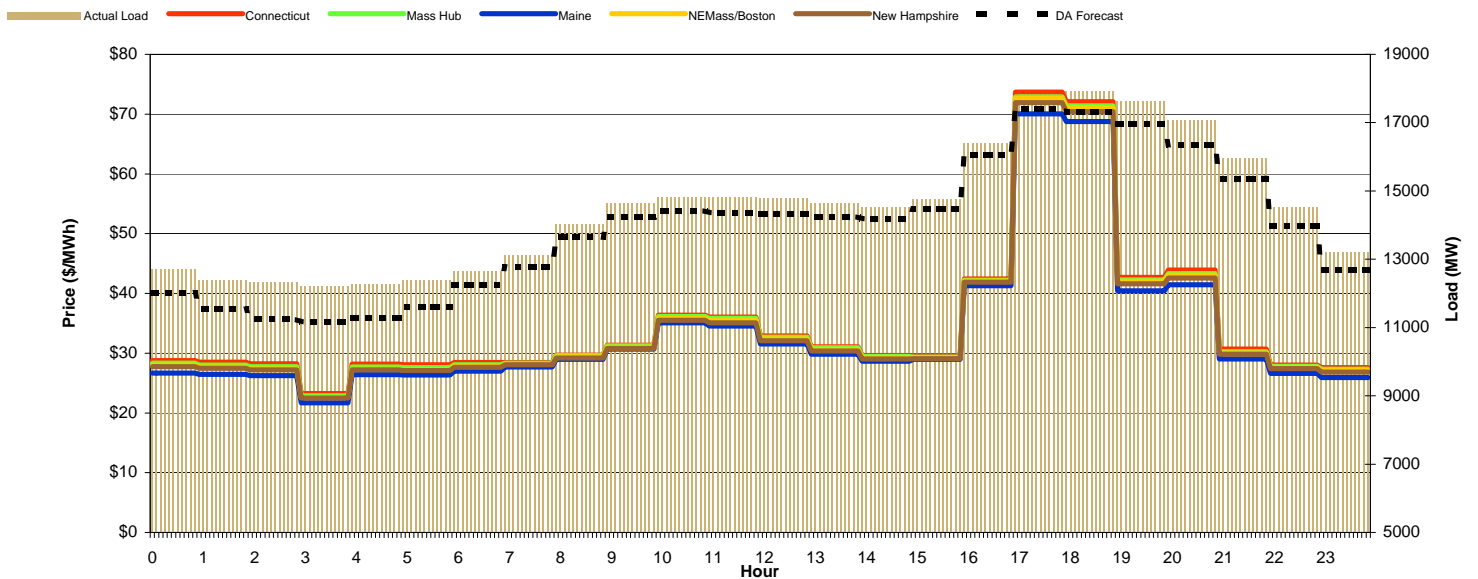
Day-Ahead Prices and Cleared Load

Hour Ending:	1	2	3	4	5	6	7	8	9	10	11	12	13	14	15	16	17	18	19	20	21	22	23	24	Avg. Hr \$			
Connecticut	29.69	28.90	28.79	27.75	28.07	28.80	29.87	29.41	32.40	33.55	34.23	33.00	30.52	29.80	29.34	30.08	42.98	55.15	50.49	47.04	40.58	32.50	29.02	27.71	33.74	36.26	All	On Pk
NEMass/Boston	28.96	28.08	27.99	27.03	27.21	28.02	29.13	28.95	31.87	32.86	33.52	32.36	29.93	29.33	28.92	29.57	41.99	53.63	49.81	46.24	39.70	32.02	28.80	27.22	33.05	35.59		
New Hampshire	28.68	27.86	27.83	26.86	27.10	27.83	28.87	28.75	31.49	32.44	33.09	31.94	29.56	28.94	28.56	29.19	41.72	53.03	49.32	45.79	39.27	31.96	28.77	27.09	32.75	35.24		
Maine	27.78	26.93	26.94	25.95	26.19	26.93	28.09	28.05	30.74	31.78	32.40	31.30	28.89	28.36	27.95	28.54	40.94	51.81	48.47	45.06	38.30	31.42	28.21	26.46	31.98	34.51		
Mass Hub	29.35	28.60	28.44	27.44	27.67	28.48	29.62	29.32	32.32	33.37	34.01	32.79	30.31	29.63	29.21	29.90	42.38	54.04	50.19	46.69	40.14	32.34	29.00	27.40	33.44	35.98		
Cleared Load (GW)	12.0	11.8	12.0	11.7	11.6	11.9	12.2	12.7	13.5	13.9	13.9	13.8	13.5	13.3	13.2	13.5	15.5	16.3	16.2	15.8	15.3	14.5	12.9	11.6				



Preliminary Real-Time Prices with Forecasted and Actual System Load

Hour Ending:	1	2	3	4	5	6	7	8	9	10	11	12	13	14	15	16	17	18	19	20	21	22	23	24	Avg. Hr \$			
Connecticut	28.78	28.49	28.23	23.24	28.15	28.05	28.44	28.44	29.65	31.31	36.34	36.04	32.88	31.08	29.59	29.54	42.40	73.68	72.07	42.68	43.90	30.67	28.03	27.59	34.97	38.64	All	On Pk
NEMass/Boston	27.99	27.66	27.36	22.62	27.32	27.26	27.78	28.11	29.39	30.99	35.85	35.49	32.42	30.65	29.30	29.23	42.08	72.62	71.08	42.03	43.04	30.06	27.64	27.17	34.38	38.12		
New Hampshire	27.74	27.48	27.22	22.47	27.21	27.12	27.65	28.04	29.19	30.77	35.50	35.09	32.09	30.35	29.04	29.08	41.89	71.90	70.41	41.60	42.56	29.85	27.41	26.81	34.10	37.80		
Maine	26.69	26.47	26.26	21.71	26.39	26.34	27.01	27.67	28.97	30.68	35.08	34.55	31.54	29.80	28.63	28.95	41.31	70.04	68.75	40.45	41.45	29.04	26.59	25.92	33.35	37.09		
Mass Hub	28.30	27.99	27.72	22.88	27.66	27.56	28.07	28.30	29.59	31.22	36.15	35.80	32.68	30.92	29.47	29.37	42.20	72.90	71.36	42.24	43.32	30.26	27.78	27.30	34.63	38.35		
DA Forecast Load (GW)	12.02	11.53	11.24	11.17	11.28	11.60	12.24	12.78	13.64	14.23	14.42	14.36	14.32	14.24	14.18	14.47	16.06	17.40	17.30	16.97	16.35	15.36	13.98	12.68				
Forecast Error %	5.7%	7.4%	9.7%	9.4%	8.9%	6.8%	3.3%	2.8%	2.9%	2.9%	2.8%	3.2%	3.3%	2.8%	2.4%	2.1%	2.2%	2.7%	3.6%	3.8%	4.4%	3.9%	4.0%	4.1%				





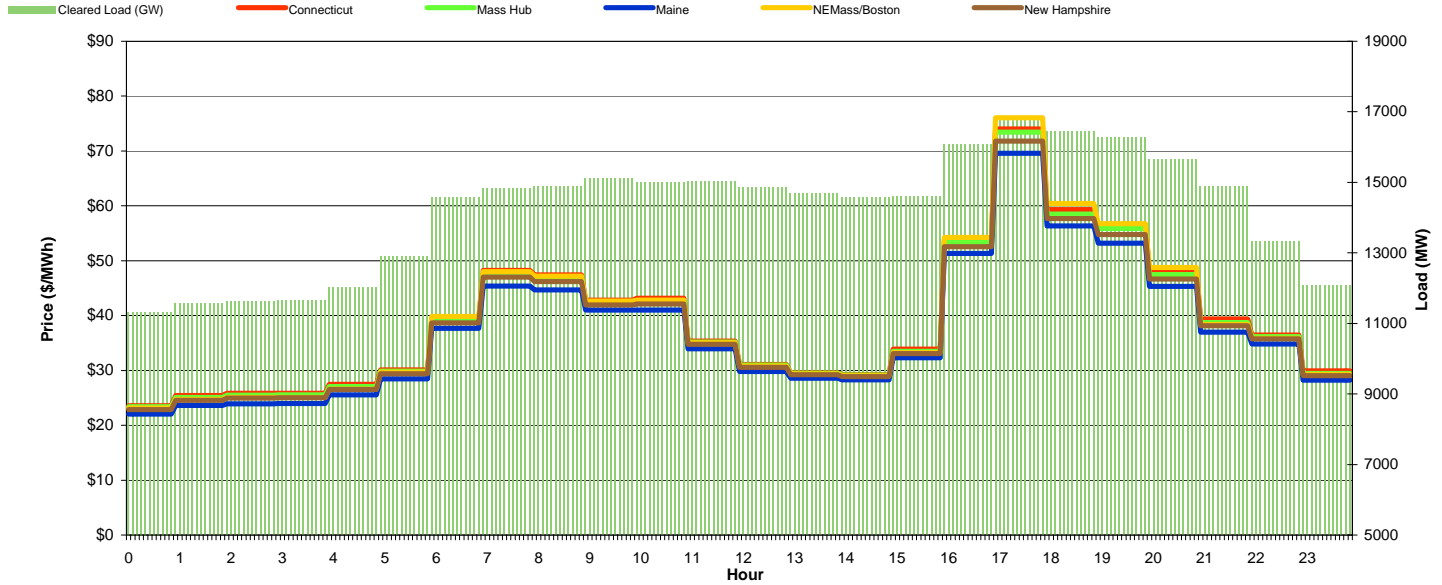
ISO-NE Daily Report

Monday December 12, 2011

Price	<=0	>=100	>=200
Forecast Error %	0-4.9%	5-9.9%	>=10%

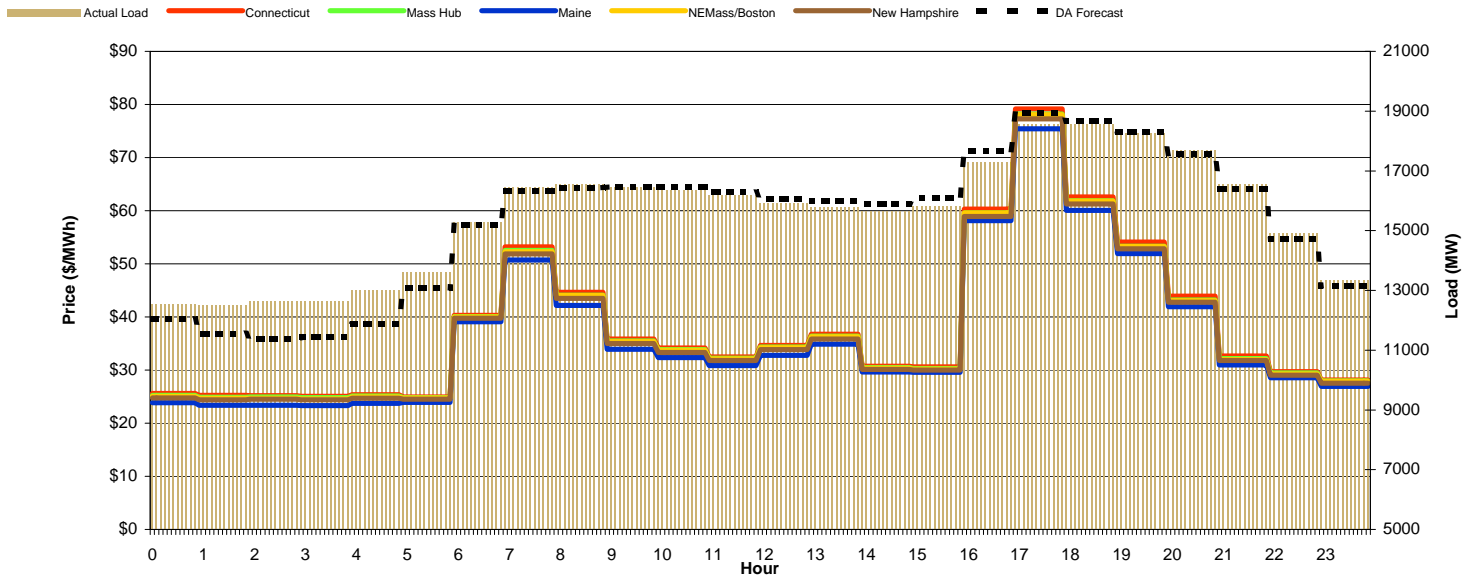
Day-Ahead Prices and Cleared Load

Hour Ending:	1	2	3	4	5	6	7	8	9	10	11	12	13	14	15	16	17	18	19	20	21	22	23	24	Avg. Hr \$			
Connecticut	23.57	25.42	25.82	25.85	27.46	30.07	39.33	48.24	47.40	42.83	43.16	35.37	31.09	29.59	29.20	33.90	53.85	74.00	59.34	56.59	48.00	39.38	36.48	29.90	38.99	44.28	All	On Pk
NEMass/Boston	23.14	24.71	25.07	25.11	26.62	29.66	39.84	48.00	47.16	42.66	42.83	35.03	30.81	29.38	29.02	33.27	54.24	76.08	60.40	56.77	48.78	38.37	35.89	29.29	38.84	44.29		
New Hampshire	22.86	24.54	24.96	25.00	26.56	29.37	38.69	47.00	46.18	41.96	42.13	34.79	30.59	29.21	28.86	33.09	52.56	71.80	57.70	54.79	46.64	38.14	35.76	29.03	38.01	43.20		
Maine	22.05	23.60	23.92	23.96	25.53	28.47	37.68	45.40	44.68	41.00	41.00	33.97	29.83	28.58	28.29	32.31	51.31	69.60	56.37	53.18	45.33	37.00	34.85	28.23	36.92	42.04		
Mass Hub	23.37	25.11	25.51	25.54	27.08	29.87	39.39	47.89	46.97	42.59	42.76	35.16	30.99	29.53	29.16	33.46	53.31	73.44	58.52	55.88	47.48	38.72	36.15	29.47	38.64	43.88		
Cleared Load (GW)	11.3	11.6	11.6	11.7	12.0	12.9	14.6	14.8	14.9	15.1	15.0	15.0	14.8	14.7	14.6	14.6	16.1	16.8	16.4	16.3	15.7	14.9	13.3	12.1				



Preliminary Real-Time Prices with Forecasted and Actual System Load

Hour Ending:	1	2	3	4	5	6	7	8	9	10	11	12	13	14	15	16	17	18	19	20	21	22	23	24	Avg. Hr \$			
Connecticut	25.63	25.25	25.21	25.07	25.38	24.92	40.29	53.20	44.64	35.85	34.17	32.48	34.65	36.74	30.74	30.58	60.29	79.14	62.58	54.09	43.90	32.67	29.70	28.11	38.14	43.46	All	On Pk
NEMass/Boston	25.07	24.67	24.71	24.60	24.92	24.74	39.97	52.31	44.02	35.36	33.73	32.13	34.23	36.24	30.39	30.21	59.55	78.10	61.80	53.23	43.07	31.98	29.26	27.87	37.59	42.85		
New Hampshire	24.74	24.40	24.49	24.39	24.71	24.51	39.73	51.85	43.47	34.97	33.33	31.78	33.85	35.85	30.13	29.99	58.94	77.28	61.27	52.81	42.75	31.79	29.06	27.56	37.24	42.45		
Maine	23.84	23.35	23.39	23.34	23.73	23.90	39.11	50.74	42.18	33.94	32.33	30.85	32.77	34.90	29.65	29.56	58.14	75.41	60.07	51.91	41.90	30.96	28.53	26.94	36.31	41.49		
Mass Hub	25.26	24.89	24.94	24.82	25.14	24.83	40.09	52.51	44.09	35.48	33.84	32.24	34.35	36.36	30.48	30.29	59.60	78.22	61.89	53.34	43.22	32.15	29.43	27.96	37.73	42.97		
DA Forecast Load (GW)	12.05	11.55	11.37	11.43	11.87	13.08	15.20	16.33	16.44	16.46	16.45	16.28	16.05	15.98	15.90	16.08	17.68	18.94	18.68	18.29	17.57	16.40	14.72	13.15				
Forecast Error %	4.0%	8.4%	11.1%	10.7%	9.5%	4.1%	0.5%	0.9%	0.7%	0.0%	-0.6%	-0.6%	-0.8%	-1.2%	-1.6%	-1.6%	-2.1%	-2.0%	-0.5%	0.0%	0.7%	1.0%	1.3%	1.5%				





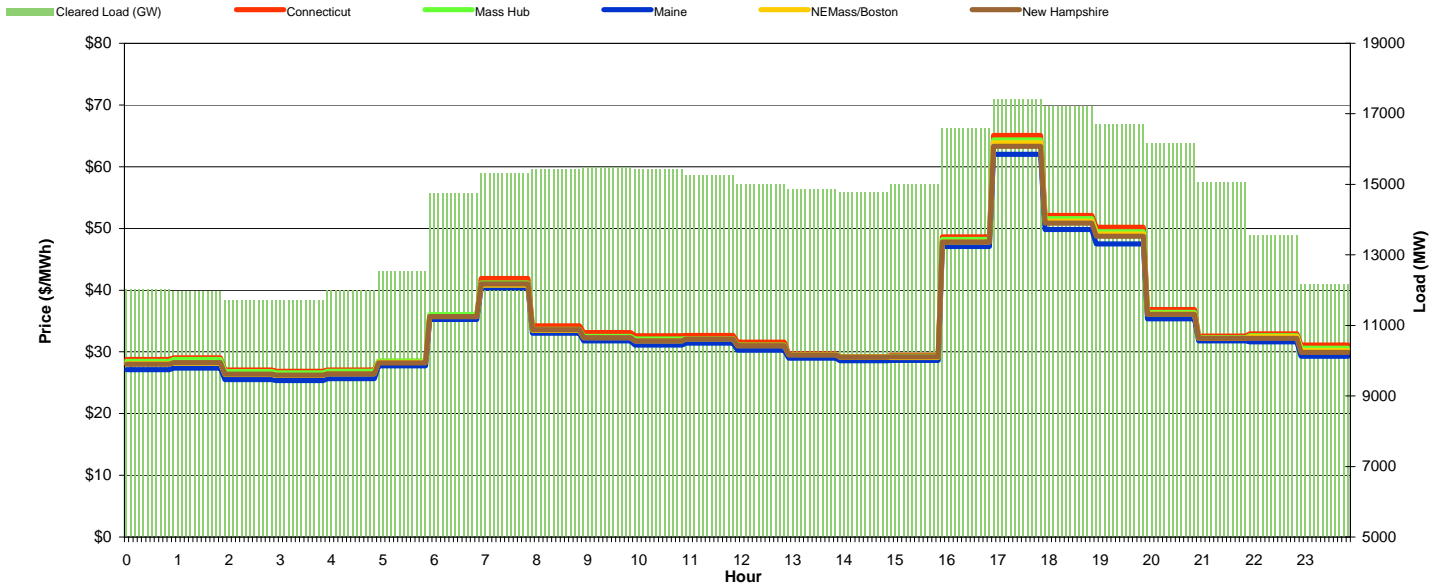
ISO-NE Daily Report

Tuesday December 13, 2011

Price	<=0	>=100	>=200
Forecast Error %	0-4.9%	5-9.9%	>=10%

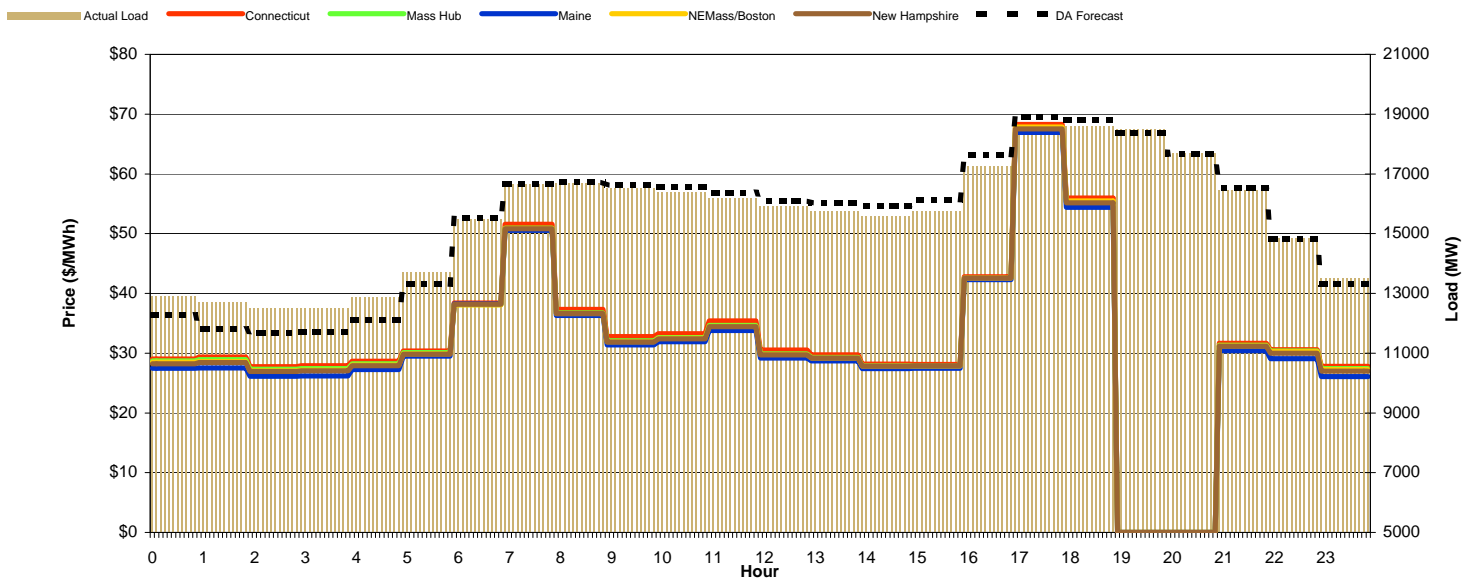
Day-Ahead Prices and Cleared Load

Hour Ending:	1	2	3	4	5	6	7	8	9	10	11	12	13	14	15	16	17	18	19	20	21	22	23	24	Avg. Hr \$			
Connecticut	28.80	29.02	27.08	26.86	27.07	28.46	35.83	41.91	34.22	33.15	32.63	32.64	31.58	29.65	29.20	29.45	48.63	65.06	52.11	50.18	36.84	32.55	32.94	31.09	35.29	38.30	All	On Pk
NEMass/Boston	28.12	28.16	26.35	26.19	26.43	28.29	35.72	40.79	33.48	32.29	31.76	32.07	31.01	29.55	29.14	29.11	47.78	63.85	51.18	49.08	36.15	32.19	32.44	30.22	34.64	37.62		
New Hampshire	27.99	28.27	26.39	26.22	26.45	28.22	35.74	41.00	33.59	32.31	31.76	32.09	30.98	29.52	29.13	29.17	47.78	63.33	50.86	48.75	36.09	32.20	32.22	29.94	34.58	37.55		
Maine	27.11	27.39	25.51	25.34	25.64	27.72	35.26	40.39	33.04	31.80	31.11	31.43	30.27	28.97	28.59	28.62	47.06	62.00	49.82	47.50	35.36	31.78	31.64	29.30	33.86	36.84		
Mass Hub	28.44	28.77	26.78	26.62	26.85	28.51	36.04	41.15	33.65	32.51	32.07	32.16	31.11	29.57	29.15	29.31	48.20	64.34	51.57	49.44	36.38	32.32	32.63	30.58	34.92	37.85		
Cleared Load (GW)	12.0	12.0	11.7	11.7	12.0	12.5	14.7	15.3	15.4	15.5	15.4	15.3	15.0	14.9	14.8	15.0	16.6	17.4	17.2	16.7	16.2	15.0	13.5	12.2				



Preliminary Real-Time Prices with Forecasted and Actual System Load

Hour Ending:	1	2	3	4	5	6	7	8	9	10	11	12	13	14	15	16	17	18	19	20	21	22	23	24	Avg. Hr \$			
Connecticut	29.02	29.37	27.74	27.90	28.64	30.38	38.42	51.55	37.34	32.77	33.25	35.38	30.50	29.72	28.16	28.10	42.81	68.28	55.95	0.00	0.00	31.63	30.60	27.81	32.31	33.50	All	On Pk
NEMass/Boston	28.47	28.60	27.03	27.17	28.00	29.90	38.09	50.88	36.64	31.94	32.50	34.50	29.75	29.21	27.86	27.83	42.59	67.85	55.45	0.00	0.00	31.23	30.23	27.23	31.79	33.03		
New Hampshire	28.24	28.42	26.91	27.04	27.92	29.85	38.19	50.84	36.60	31.87	32.41	34.42	29.72	29.19	27.87	27.88	42.56	67.54	55.15	0.00	0.00	31.14	29.98	27.01	31.70	32.95		
Maine	27.49	27.50	26.12	26.21	27.25	29.48	38.24	50.54	36.29	31.36	31.89	33.77	29.17	28.69	27.44	27.48	42.29	66.92	54.42	0.00	0.00	30.41	29.08	26.07	31.17	32.48		
Mass Hub	28.69	28.90	27.30	27.44	28.24	30.07	38.13	50.91	36.72	32.09	32.63	34.66	29.90	29.30	27.89	27.83	42.51	67.64	55.32	0.00	0.00	31.30	30.35	27.42	31.89	33.07		
DA Forecast Load (GW)	12.28	11.80	11.66	11.70	12.11	13.30	15.52	16.67	16.72	16.62	16.57	16.37	16.09	16.03	15.93	16.13	17.63	18.90	18.79	18.37	17.66	16.51	14.83	13.30				
Forecast Error %	5.1%	7.7%	7.2%	7.0%	6.4%	3.1%	-0.3%	-0.1%	-0.1%	-0.6%	-1.0%	-1.1%	-1.1%	-1.7%	-2.2%	-2.3%	-2.1%	-1.4%	-1.0%	0.8%	0.1%	-0.3%	0.2%	1.7%				





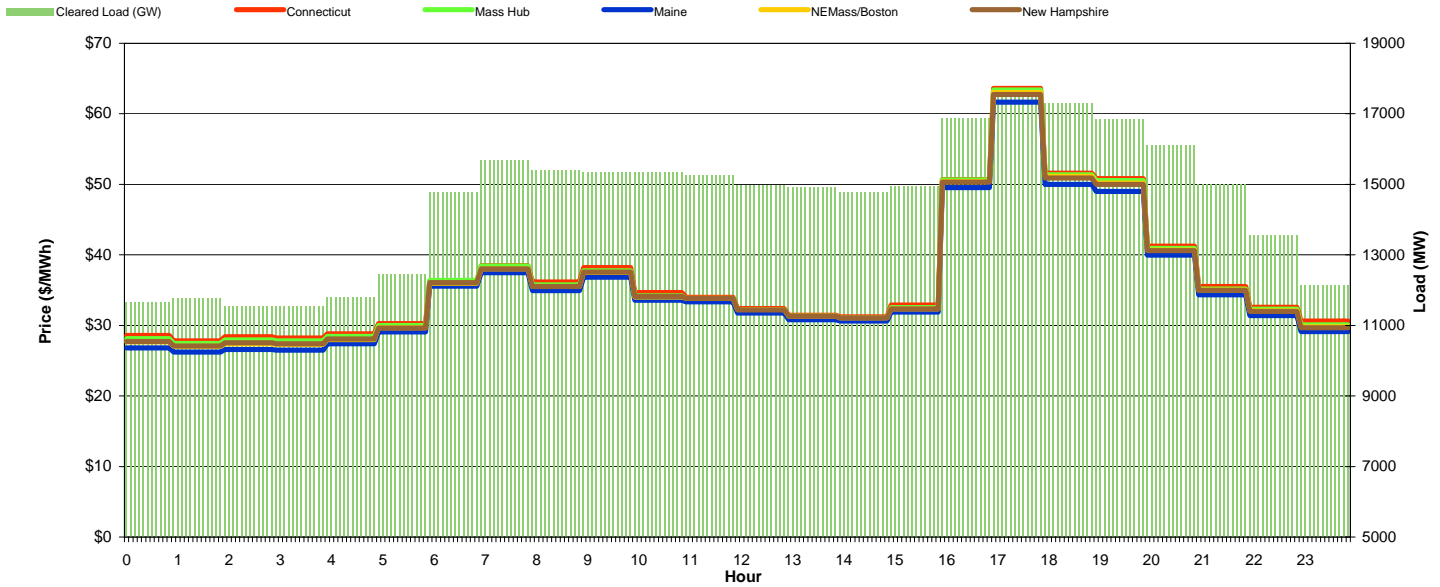
ISO-NE Daily Report

Wednesday December 14, 2011

Price	<=0	>=100	>=200
Forecast Error %	0-4.9%	5-9.9%	>=10%

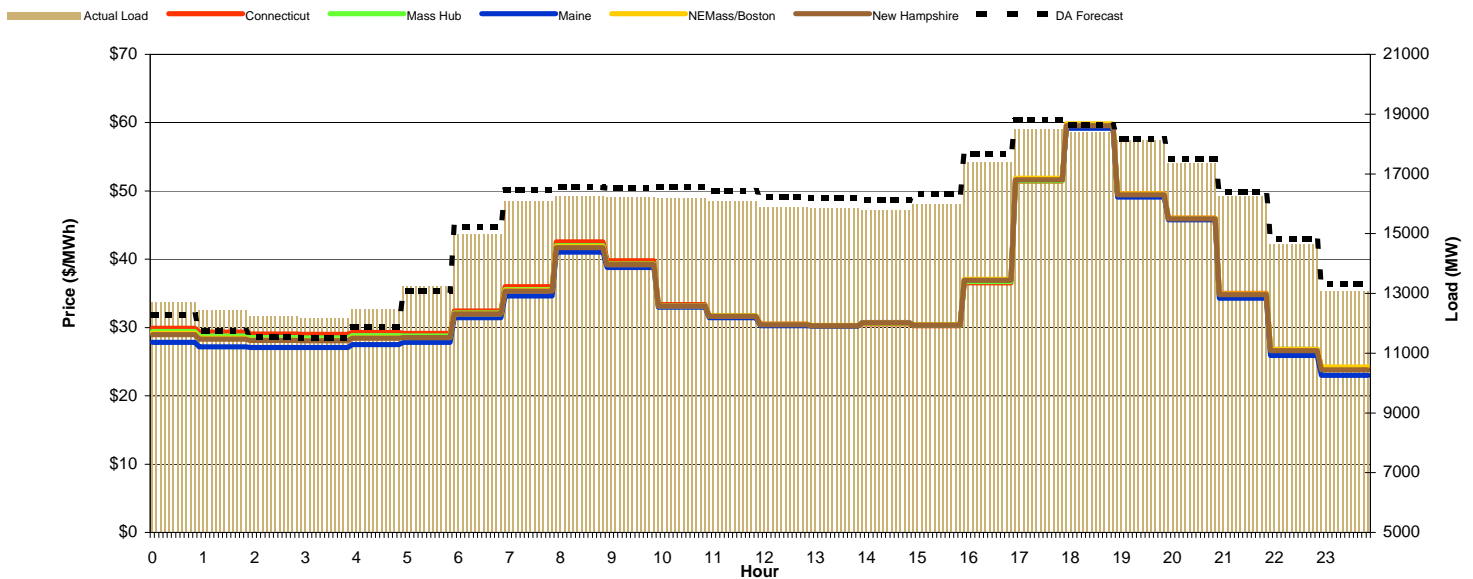
Day-Ahead Prices and Cleared Load

Hour Ending:	1	2	3	4	5	6	7	8	9	10	11	12	13	14	15	16	17	18	19	20	21	22	23	24	Avg. Hr \$			
Connecticut	28.56	27.81	28.38	28.23	28.79	30.25	36.26	38.49	36.15	38.22	34.64	33.99	32.41	31.46	31.22	32.87	50.69	63.62	51.58	50.83	41.24	35.50	32.56	30.60	36.43	39.72	All	On Pk
NEMass/Boston	27.66	27.05	27.41	27.32	27.98	29.67	35.98	38.02	35.51	37.50	34.04	33.86	32.24	31.29	31.06	32.35	50.40	63.00	51.13	50.19	40.68	35.02	32.08	29.81	35.89	39.27		
New Hampshire	27.70	27.08	27.52	27.41	28.09	29.63	36.07	38.03	35.53	37.58	34.13	33.85	32.22	31.30	31.06	32.35	50.30	62.73	50.88	50.01	40.62	34.99	31.99	29.68	35.86	39.22		
Maine	26.80	26.21	26.58	26.48	27.40	29.06	35.56	37.48	34.95	36.82	33.58	33.36	31.75	30.79	30.63	31.88	49.53	61.64	50.00	49.00	39.99	34.34	31.40	29.11	35.18	38.57		
Mass Hub	28.12	27.46	27.93	27.82	28.45	30.00	36.37	38.42	35.73	37.74	34.22	33.81	32.21	31.32	31.05	32.54	50.63	63.37	51.36	50.53	40.91	35.18	32.28	30.07	36.15	39.46		
Cleared Load (GW)	11.6	11.8	11.5	11.5	11.8	12.4	14.8	15.7	15.4	15.3	15.3	15.2	15.0	14.9	14.8	15.0	16.9	17.7	17.3	16.8	16.1	15.0	13.6	12.1				



Preliminary Real-Time Prices with Forecasted and Actual System Load

Hour Ending:	1	2	3	4	5	6	7	8	9	10	11	12	13	14	15	16	17	18	19	20	21	22	23	24	Avg. Hr \$			
Connecticut	29.91	29.32	29.06	29.02	29.29	29.16	32.44	35.99	42.54	39.76	33.36	31.73	30.50	30.24	30.55	30.26	36.54	51.43	59.49	49.59	46.03	35.01	26.81	24.09	35.09	38.11	All	On Pk
NEMass/Boston	29.14	28.42	28.17	28.13	28.48	28.55	32.01	35.46	41.85	39.22	33.18	31.66	30.46	30.30	30.68	30.41	37.06	51.89	59.85	49.57	46.00	34.91	26.82	24.21	34.85	38.08		
New Hampshire	28.96	28.30	28.09	28.07	28.43	28.52	32.01	35.33	41.72	39.20	33.16	31.62	30.41	30.28	30.67	30.38	36.92	51.65	59.53	49.44	45.93	34.83	26.60	23.81	34.74	37.98		
Maine	27.83	27.17	27.06	27.07	27.51	27.84	31.44	34.64	41.03	38.78	32.97	31.46	30.28	30.21	30.72	30.35	37.03	51.69	59.19	49.10	45.78	34.29	25.91	23.00	34.26	37.71		
Mass Hub	29.43	28.77	28.52	28.48	28.81	28.78	32.15	35.58	41.98	39.32	33.20	31.66	30.46	30.27	30.62	30.31	36.75	51.49	59.46	49.40	45.86	34.86	26.80	24.11	34.88	38.00		
DA Forecast Load (GW)	12.27	11.75	11.54	11.51	11.87	13.10	15.22	16.46	16.54	16.52	16.55	16.43	16.22	16.20	16.13	16.32	17.66	18.79	18.62	18.17	17.50	16.41	14.81	13.32				
Forecast Error %	3.6%	5.8%	6.1%	5.9%	5.1%	1.2%	-1.5%	-2.2%	-1.8%	-1.8%	-2.2%	-2.1%	-2.0%	-2.2%	-2.2%	-2.0%	-1.5%	-1.6%	-1.1%	-0.2%	-0.8%	-0.9%	-1.1%	-1.8%				





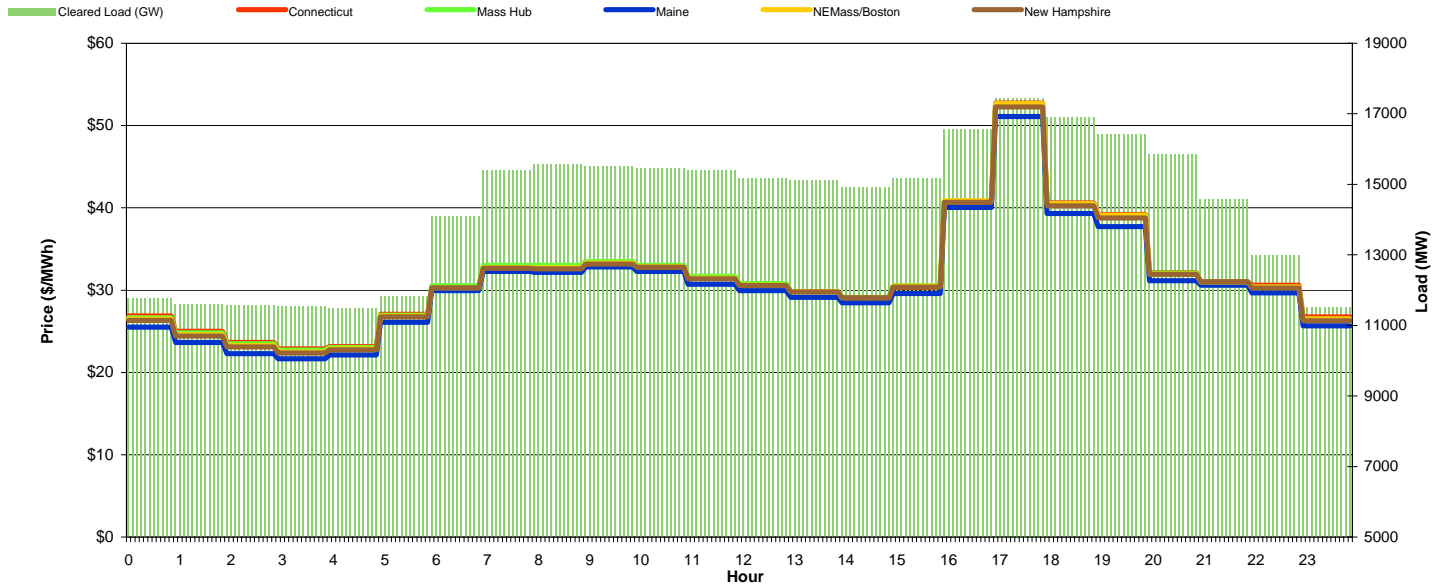
ISO-NE Daily Report

Thursday December 15, 2011

Price	<=0	>=100	>=200
Forecast Error %	0-4.9%	5-9.9%	>=10%

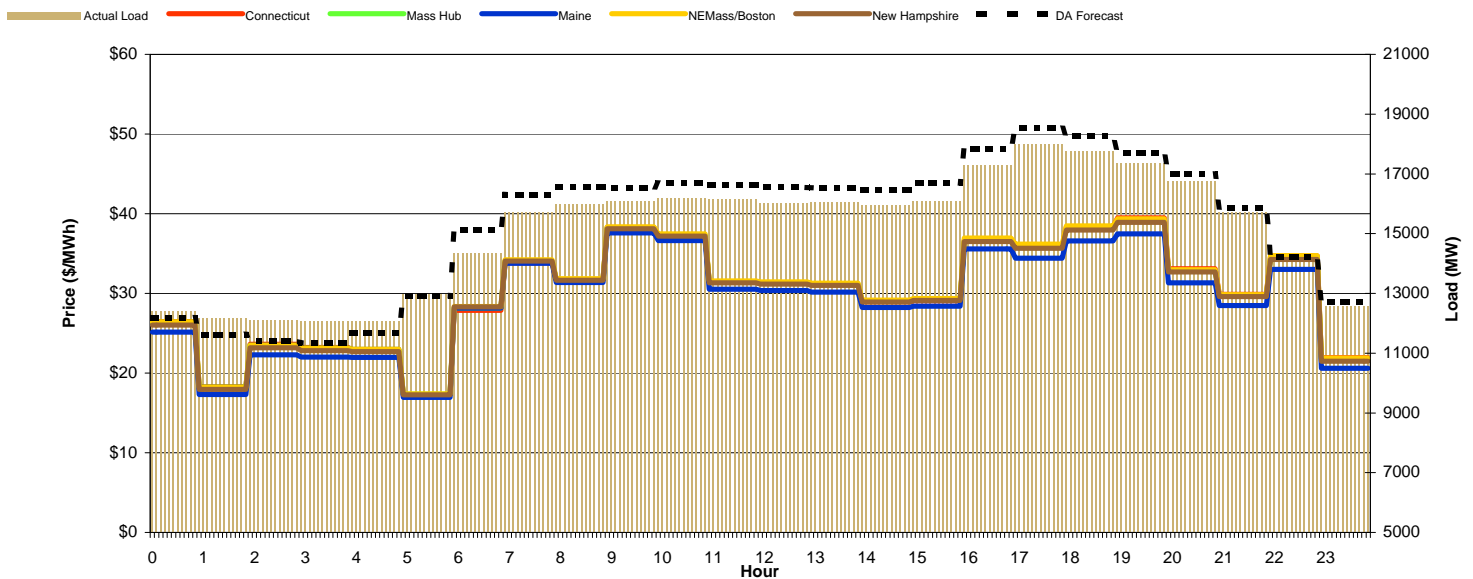
Day-Ahead Prices and Cleared Load

Hour Ending:	1	2	3	4	5	6	7	8	9	10	11	12	13	14	15	16	17	18	19	20	21	22	23	24	Avg. Hr \$			
Connecticut	26.86	25.02	23.64	22.88	23.12	27.08	30.27	32.68	32.83	33.45	32.99	31.51	30.73	29.84	29.00	30.33	40.73	52.71	40.61	39.21	32.12	31.00	30.60	26.75	31.50	34.40	All	On Pk
NEMass/Boston	26.47	24.57	23.24	22.48	22.87	26.84	30.28	32.74	32.70	33.27	32.82	31.45	30.59	29.82	29.08	30.47	40.88	52.66	40.49	39.11	31.98	30.98	30.36	26.50	31.36	34.34	31.50	34.40
New Hampshire	26.32	24.43	23.10	22.36	22.73	26.74	30.30	32.67	32.57	33.18	32.79	31.38	30.58	29.77	29.07	30.36	40.69	52.25	40.23	38.78	31.93	31.04	30.25	26.30	31.24	34.22	31.24	34.22
Maine	25.49	23.63	22.29	21.64	22.12	26.10	29.94	32.26	32.15	32.80	32.26	30.70	29.96	29.14	28.48	29.59	40.05	51.10	39.30	37.72	31.13	30.59	29.67	25.68	30.57	33.56	30.57	33.56
Mass Hub	26.65	24.80	23.47	22.70	23.02	26.95	30.52	33.00	33.00	33.49	33.00	31.71	30.80	29.82	29.12	30.51	40.80	52.60	40.49	38.91	32.09	30.99	30.38	26.49	31.47	34.42	31.47	34.42
Cleared Load (GW)	11.8	11.6	11.6	11.5	11.5	11.8	14.1	15.4	15.6	15.5	15.5	15.4	15.2	15.1	14.9	15.2	16.6	17.4	16.9	16.4	15.8	14.6	13.0	11.5				



Preliminary Real-Time Prices with Forecasted and Actual System Load

Hour Ending:	1	2	3	4	5	6	7	8	9	10	11	12	13	14	15	16	17	18	19	20	21	22	23	24	Avg. Hr \$			
Connecticut	26.45	18.28	23.61	23.20	22.99	17.23	27.86	33.84	31.70	38.26	37.28	31.43	31.28	31.17	28.96	29.06	36.65	35.91	38.37	39.47	33.11	29.87	34.69	21.93	30.11	33.82	All	On Pk
NEMass/Boston	26.41	18.19	23.46	23.10	22.99	17.38	28.36	34.21	31.83	38.36	37.45	31.56	31.43	31.28	29.17	29.35	36.93	36.19	38.47	39.37	32.99	29.82	34.74	21.88	30.21	33.95	30.21	33.95
New Hampshire	26.04	17.94	23.16	22.81	22.69	17.27	28.30	34.04	31.63	38.12	37.20	31.32	31.17	31.01	28.92	29.12	36.52	35.65	37.97	38.92	32.69	29.61	34.26	21.49	29.91	33.63	29.91	33.63
Maine	25.13	17.29	22.30	22.02	21.97	16.93	28.15	33.79	31.36	37.60	36.62	30.51	30.37	30.17	28.23	28.40	35.59	34.40	36.58	37.46	31.32	28.47	33.02	20.59	29.09	32.74	29.09	32.74
Mass Hub	26.40	18.22	23.51	23.13	22.97	17.33	28.16	34.03	31.72	38.23	37.30	31.45	31.32	31.18	29.05	29.17	36.59	35.80	38.17	39.16	32.84	29.69	34.55	21.80	30.07	33.77	30.07	33.77
DA Forecast Load (GW)	12.19	11.62	11.40	11.34	11.66	12.90	15.11	16.31	16.54	16.52	16.68	16.63	16.54	16.53	16.46	16.68	17.84	18.55	18.27	17.71	16.99	15.87	14.23	12.71				
Forecast Error %	1.9%	4.9%	6.2%	6.3%	3.7%	0.7%	-5.1%	-3.6%	-3.3%	-2.5%	-3.0%	-2.8%	-3.1%	-3.0%	-3.0%	-3.4%	-3.1%	-2.9%	-2.8%	-2.0%	-1.4%	-1.0%	-0.4%	-1.2%				





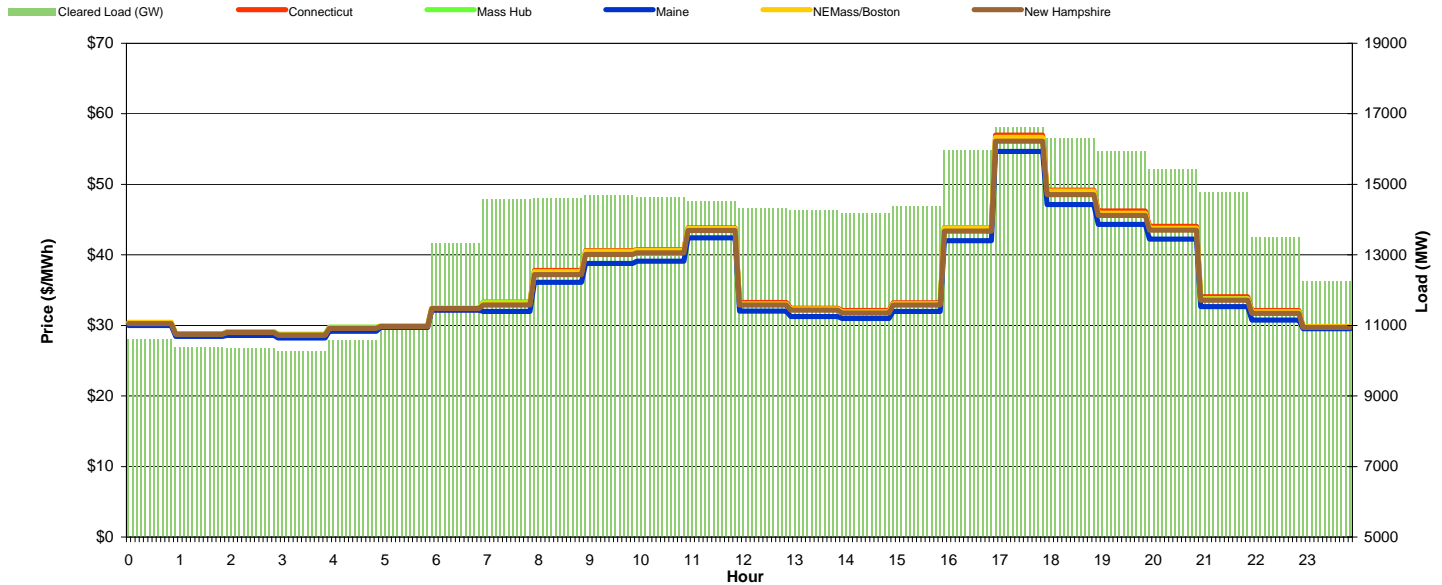
ISO-NE Daily Report

Friday December 16, 2011

Price	<=0	>=100	>=200
Forecast Error %	0-4.9%	5-9.9%	>=10%

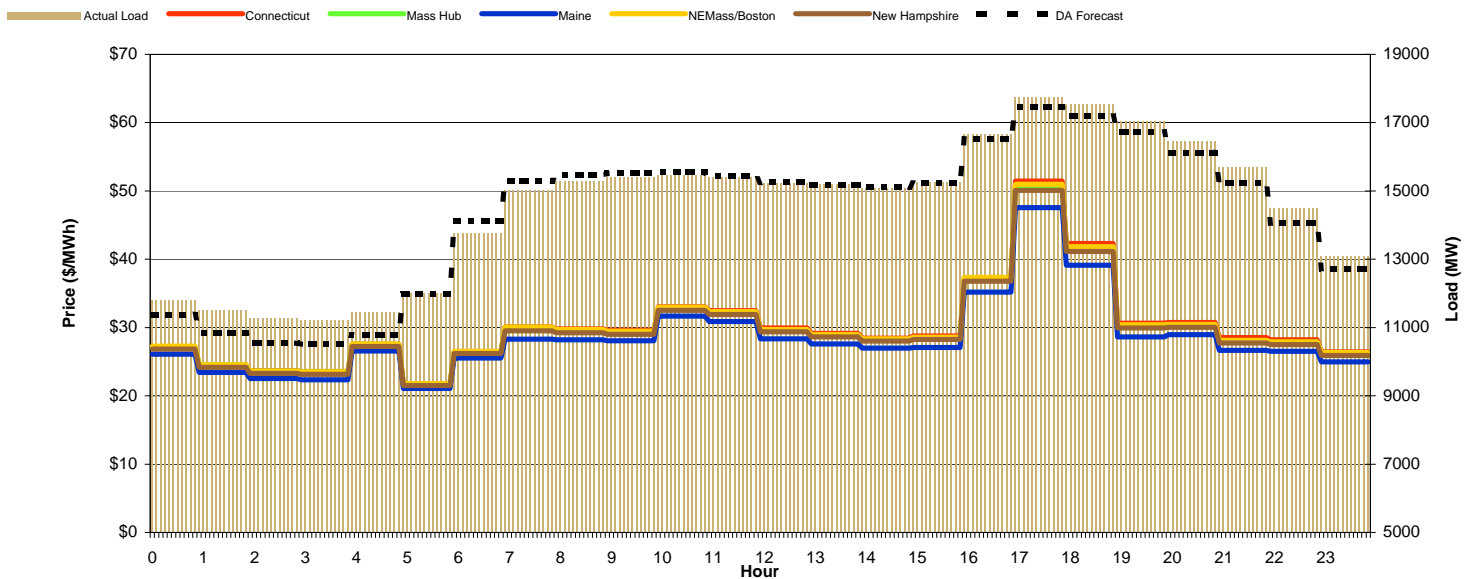
Day-Ahead Prices and Cleared Load

Hour Ending:	1	2	3	4	5	6	7	8	9	10	11	12	13	14	15	16	17	18	19	20	21	22	23	24	Avg. Hr \$				
Connecticut	30.26	28.70	29.07	28.66	29.73	29.77	32.20	33.29	37.77	40.60	40.74	43.82	33.24	32.45	32.11	33.20	43.87	57.00	49.19	46.24	44.07	34.06	32.13	29.76	29.76	36.33	39.61	All	On Pk
NEMass/Boston	30.43	28.82	29.03	28.67	29.68	29.94	32.44	33.18	37.62	40.50	40.67	43.73	33.04	32.34	31.94	33.08	43.76	56.65	49.04	45.92	43.80	33.77	31.95	29.86	36.24	39.44			
New Hampshire	30.25	28.74	28.98	28.63	29.58	29.86	32.41	32.89	37.20	40.05	40.29	43.47	32.91	32.17	31.77	32.87	43.37	56.10	48.52	45.58	43.51	33.59	31.70	29.70	36.01	39.12			
Maine	30.00	28.43	28.59	28.24	29.19	29.73	32.15	32.00	36.11	38.79	39.11	42.41	32.04	31.27	31.00	32.00	42.03	54.65	47.12	44.31	42.25	32.68	30.76	29.54	35.18	38.03			
Mass Hub	30.36	28.83	29.11	28.74	29.77	29.91	32.45	33.29	37.61	40.43	40.59	43.64	33.04	32.25	31.90	32.98	43.81	56.46	48.77	45.75	43.72	33.79	31.95	29.84	36.21	39.37			
Cleared Load (GW)	10.6	10.4	10.3	10.3	10.6	10.9	13.3	14.6	14.6	14.7	14.6	14.5	14.3	14.2	14.2	14.4	16.0	16.6	16.3	15.9	15.4	14.8	13.5	12.2					



Preliminary Real-Time Prices with Forecasted and Actual System Load

Hour Ending:	1	2	3	4	5	6	7	8	9	10	11	12	13	14	15	16	17	18	19	20	21	22	23	24	Avg. Hr \$			
Connecticut	27.16	24.54	23.64	23.57	27.56	21.74	26.37	30.08	29.78	29.59	33.05	32.48	29.93	29.13	28.46	28.76	37.29	51.44	42.31	30.64	30.73	28.52	28.21	26.44	30.06	32.53	All	On Pk
NEMass/Boston	27.29	24.55	23.62	23.54	27.58	21.78	26.53	30.07	29.72	29.49	32.99	32.35	29.72	28.97	28.34	28.60	37.34	50.96	41.82	30.40	30.47	28.13	27.90	26.34	29.94	32.33		
New Hampshire	26.87	24.20	23.27	23.16	27.20	21.52	26.21	29.53	29.22	29.01	32.51	31.93	29.38	28.65	28.00	28.26	36.77	50.07	41.12	29.93	30.03	27.73	27.50	25.89	29.50	31.85		
Maine	26.08	23.43	22.53	22.34	26.57	21.08	25.54	28.28	28.22	28.07	31.66	30.87	28.36	27.60	26.98	27.09	35.19	47.56	39.14	28.61	28.94	26.65	26.53	24.98	28.43	30.61		
Mass Hub	27.21	24.53	23.60	23.52	27.55	21.72	26.35	29.92	29.59	29.36	32.83	32.22	29.65	28.89	28.23	28.49	37.07	50.67	41.62	30.27	30.37	28.10	27.87	26.27	29.83	32.20		
DA Forecast Load (GW)	11.38	10.83	10.55	10.51	10.78	11.98	14.11	15.30	15.48	15.51	15.54	15.43	15.25	15.17	15.10	15.23	16.53	17.45	17.19	16.72	16.12	15.24	14.05	12.72				
Forecast Error %	3.7%	6.4%	6.9%	6.7%	6.4%	0.3%	-2.4%	-1.7%	-1.2%	-0.7%	-0.5%	-0.3%	-0.1%	0.2%	-0.1%	0.1%	0.8%	1.6%	2.0%	1.9%	2.2%	3.0%	3.3%	3.0%				





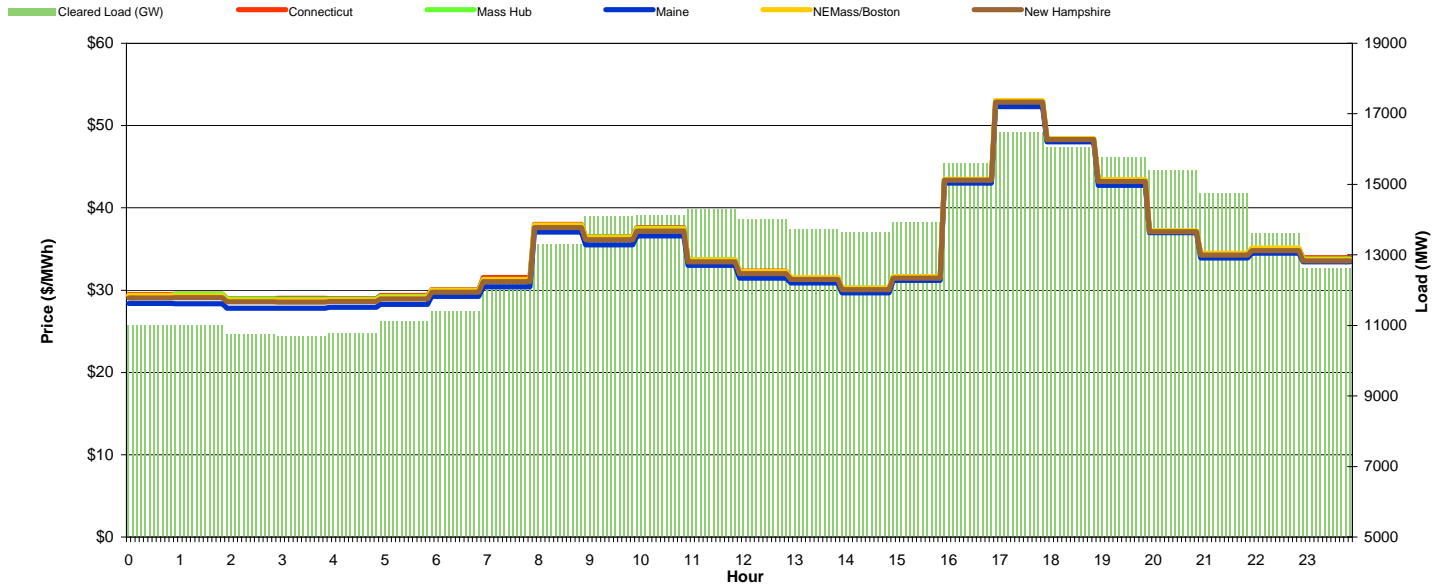
ISO-NE Daily Report

Saturday December 17, 2011

Price	<=0	>=100	>=200
Forecast Error %	0-4.9%	5-9.9%	>=10%

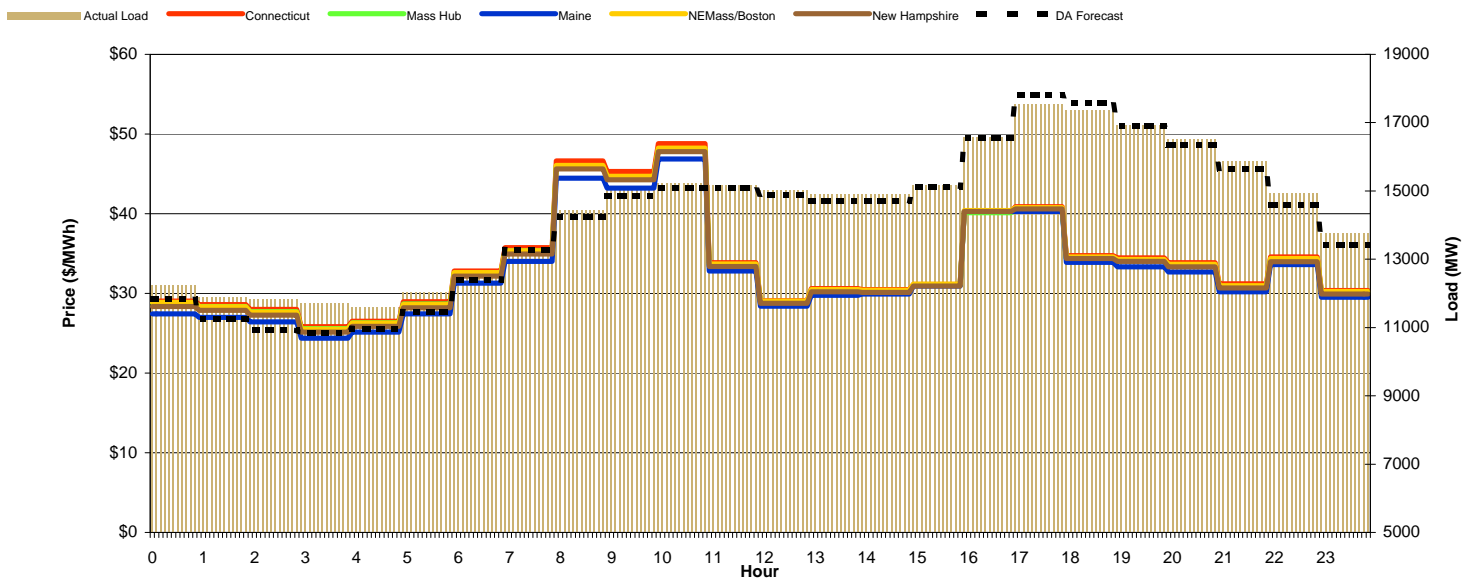
Day-Ahead Prices and Cleared Load

Hour Ending:	1	2	3	4	5	6	7	8	9	10	11	12	13	14	15	16	17	18	19	20	21	22	23	24	Avg. Hr \$			
Connecticut	29.48	29.53	28.98	29.02	28.98	29.36	30.07	31.55	38.00	36.52	37.59	33.67	32.30	31.52	30.22	31.54	43.19	52.74	48.09	43.26	37.10	34.46	35.03	33.95	34.84	37.30	All	On Pk
NEMass/Boston	29.34	29.32	28.78	28.75	28.79	29.13	29.97	31.26	37.90	36.41	37.46	33.68	32.29	31.55	30.26	31.65	43.49	53.05	48.43	43.43	37.22	34.49	35.12	33.73	34.81	37.36		
New Hampshire	29.06	29.09	28.57	28.56	28.62	28.93	29.75	31.03	37.59	36.12	37.18	33.44	32.00	31.31	30.05	31.47	43.36	52.83	48.28	43.22	37.09	34.27	34.79	33.57	34.59	37.13		
Maine	28.37	28.34	27.81	27.82	27.92	28.27	29.26	30.42	37.04	35.49	36.60	33.00	31.47	30.89	29.67	31.20	43.00	52.29	48.04	42.73	36.99	33.92	34.48	33.45	34.10	36.70		
Mass Hub	29.37	29.51	28.93	28.88	28.91	29.24	30.00	31.31	37.86	36.47	37.52	33.70	32.22	31.46	30.26	31.62	43.43	52.83	48.11	43.25	37.16	34.43	35.07	33.81	34.81	37.29		
Cleared Load (GW)	11.0	11.0	10.7	10.7	10.8	11.1	11.4	12.3	13.3	14.1	14.1	14.3	14.0	13.7	13.6	13.9	15.6	16.5	16.1	15.8	15.4	14.7	13.6	12.6				



Preliminary Real-Time Prices with Forecasted and Actual System Load

Hour Ending:	1	2	3	4	5	6	7	8	9	10	11	12	13	14	15	16	17	18	19	20	21	22	23	24	Avg. Hr \$			
Connecticut	29.02	28.61	28.00	25.82	26.50	28.94	32.80	35.74	46.61	45.30	48.78	33.84	29.06	30.59	30.48	31.12	40.23	40.87	34.73	34.47	33.87	31.19	34.58	30.37	33.81	36.34	All	On Pk
NEMass/Boston	28.87	28.30	27.63	25.50	26.27	28.61	32.61	35.35	46.05	44.71	48.25	33.68	29.02	30.49	30.39	31.15	40.42	40.75	34.56	34.25	33.64	30.98	34.39	30.23	33.59	36.13		
New Hampshire	28.36	27.86	27.25	25.13	25.86	28.20	32.15	34.95	45.61	44.26	47.79	33.39	28.75	30.20	30.13	30.93	40.28	40.60	34.37	34.00	33.35	30.70	33.96	29.90	33.25	35.83		
Maine	27.44	26.98	26.42	24.39	25.15	27.41	31.29	34.02	44.46	43.21	46.85	32.83	28.38	29.74	29.93	30.94	40.29	40.28	33.90	33.32	32.69	30.21	33.60	29.53	32.64	35.29		
Mass Hub	28.84	28.36	27.72	25.57	26.29	28.68	32.58	35.33	45.99	44.66	48.15	33.58	28.90	30.39	30.29	31.00	40.11	40.45	34.33	34.09	33.50	30.87	34.30	30.16	33.51	36.00		
DA Forecast Load (GW)	11.82	11.24	10.92	10.84	10.97	11.47	12.38	13.28	14.24	14.85	15.08	15.08	14.89	14.72	14.71	15.13	16.55	17.80	17.57	16.90	16.35	15.65	14.60	13.42				
Forecast Error %	3.5%	5.6%	8.4%	8.1%	5.8%	4.9%	0.5%	0.7%	1.5%	1.5%	1.0%	0.5%	0.9%	1.2%	1.4%	0.3%	0.1%	-1.5%	-1.2%	0.2%	1.1%	1.4%	2.2%	2.4%				





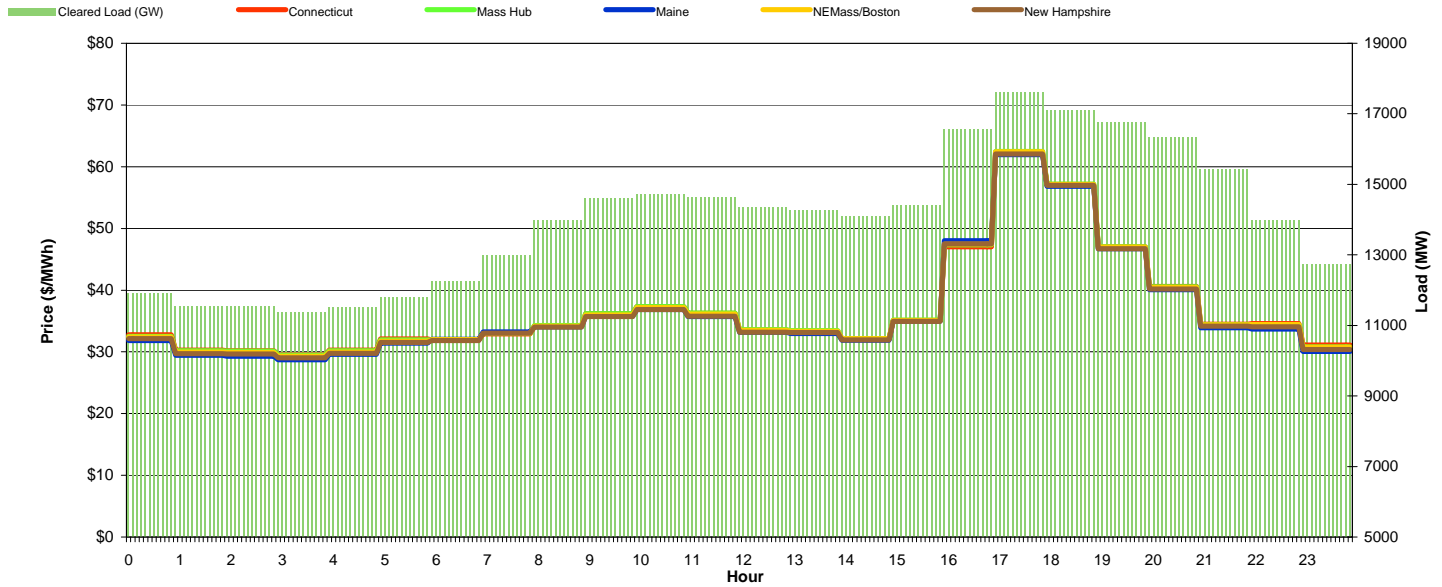
ISO-NE Daily Report

Sunday December 18, 2011

Price	<=0	>=100	>=200
Forecast Error %	0-4.9%	5-9.9%	>=10%

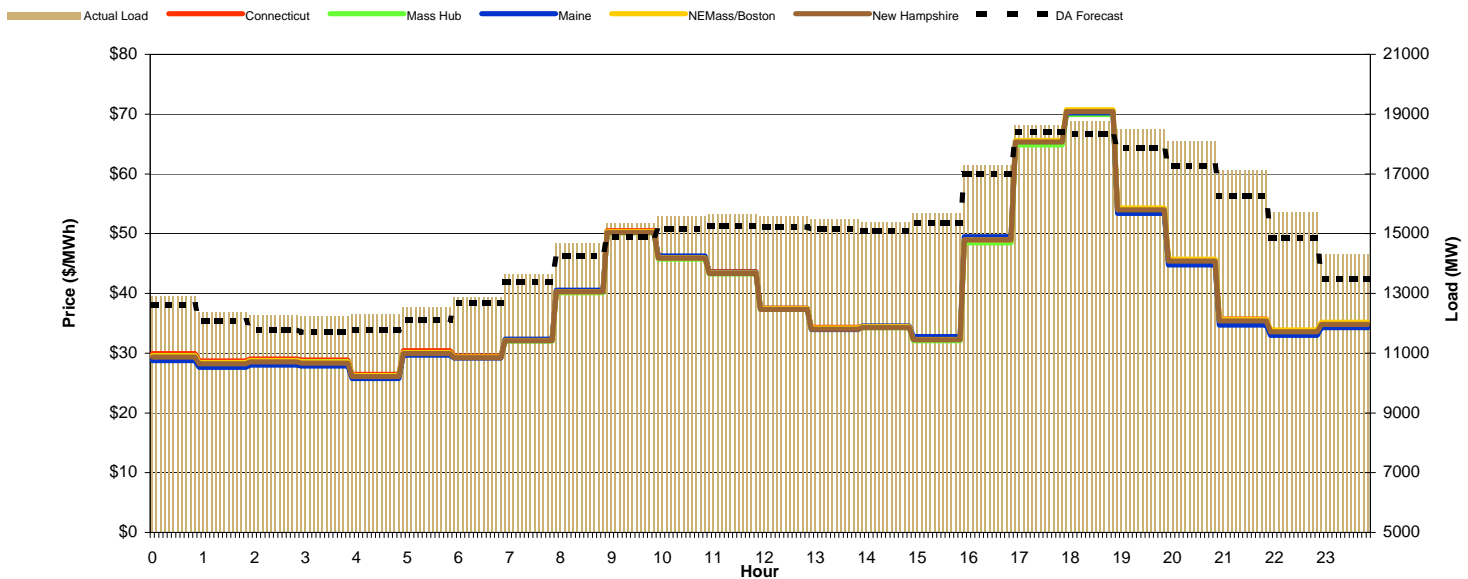
Day-Ahead Prices and Cleared Load

Hour Ending:	1	2	3	4	5	6	7	8	9	10	11	12	13	14	15	16	17	18	19	20	21	22	23	24	Avg. Hr \$			
Connecticut	32.77	30.28	30.20	29.52	30.28	32.08	31.95	32.92	34.19	36.21	37.33	36.26	33.55	33.36	32.10	35.07	47.00	62.18	57.00	47.00	40.60	34.46	34.59	31.12	36.75	39.61	All	On Pk
NEMass/Boston	32.40	29.99	29.92	29.29	29.98	31.73	31.98	32.99	34.17	36.00	37.19	36.14	33.48	33.35	32.15	35.12	47.42	62.42	57.13	46.96	40.46	34.36	34.44	30.72	36.66	39.61		
New Hampshire	32.13	29.72	29.65	29.02	29.78	31.52	31.86	33.01	33.99	35.70	36.85	35.77	33.19	33.14	31.93	34.94	47.49	62.06	56.97	46.73	40.20	34.16	34.04	30.37	36.43	39.39		
Maine	31.85	29.43	29.31	28.72	29.59	31.42	32.06	33.22	34.06	35.75	36.85	35.70	33.16	33.00	31.87	35.00	48.00	61.97	56.81	46.73	40.06	33.90	33.71	30.06	36.34	39.36		
Mass Hub	32.53	30.16	30.10	29.44	30.17	31.94	32.00	33.04	34.26	36.21	37.35	36.29	33.59	33.42	32.12	35.13	47.35	62.46	57.20	47.03	40.56	34.39	34.43	30.78	36.75	39.68		
Cleared Load (GW)	11.9	11.5	11.5	11.4	11.5	11.8	12.3	13.0	14.0	14.6	14.7	14.6	14.4	14.3	14.1	14.4	16.6	17.6	17.1	16.8	16.3	15.4	14.0	12.7				



Preliminary Real-Time Prices with Forecasted and Actual System Load

Hour Ending:	1	2	3	4	5	6	7	8	9	10	11	12	13	14	15	16	17	18	19	20	21	22	23	24	Avg. Hr \$			
Connecticut	29.92	28.72	29.02	28.88	26.47	30.39	29.52	32.18	40.32	50.48	45.97	43.62	37.52	34.32	34.50	32.20	48.53	65.03	69.94	53.93	45.61	35.74	33.65	35.07	39.23	43.97	All	On Pk
NEMass/Boston	29.57	28.43	28.77	28.56	26.24	30.08	29.34	32.11	40.28	50.31	45.96	43.45	37.47	34.22	34.43	32.29	48.93	65.59	70.72	54.32	45.74	35.67	33.87	35.16	39.23	44.09		
New Hampshire	29.32	28.21	28.52	28.35	26.09	29.92	29.22	32.09	40.25	50.17	45.89	43.32	37.31	33.99	34.28	32.25	48.92	65.33	70.39	53.97	45.40	35.39	33.55	34.81	39.04	43.91		
Maine	28.77	27.63	27.99	27.83	25.76	29.67	29.20	32.33	40.55	50.26	46.29	43.55	37.49	33.97	34.53	32.76	49.49	65.47	70.20	53.40	44.78	34.69	32.97	34.25	38.91	43.92		
Mass Hub	29.57	28.40	28.74	28.57	26.24	30.10	29.29	32.02	40.12	50.11	45.74	43.28	37.30	34.07	34.28	32.08	48.44	64.85	69.91	53.80	45.37	35.44	33.63	34.95	39.01	43.78		
DA Forecast Load (GW)	12.61	12.08	11.79	11.69	11.79	12.12	12.69	13.38	14.26	14.89	15.16	15.25	15.23	15.14	15.08	15.35	17.00	18.40	18.32	17.86	17.26	16.24	14.85	13.48				
Forecast Error %	2.3%	2.5%	4.1%	4.6%	4.3%	3.6%	1.6%	2.0%	3.0%	3.1%	2.9%	2.6%	2.4%	2.2%	2.1%	2.3%	1.8%	1.2%	2.5%	3.5%	4.9%	5.4%	5.8%	6.1%				





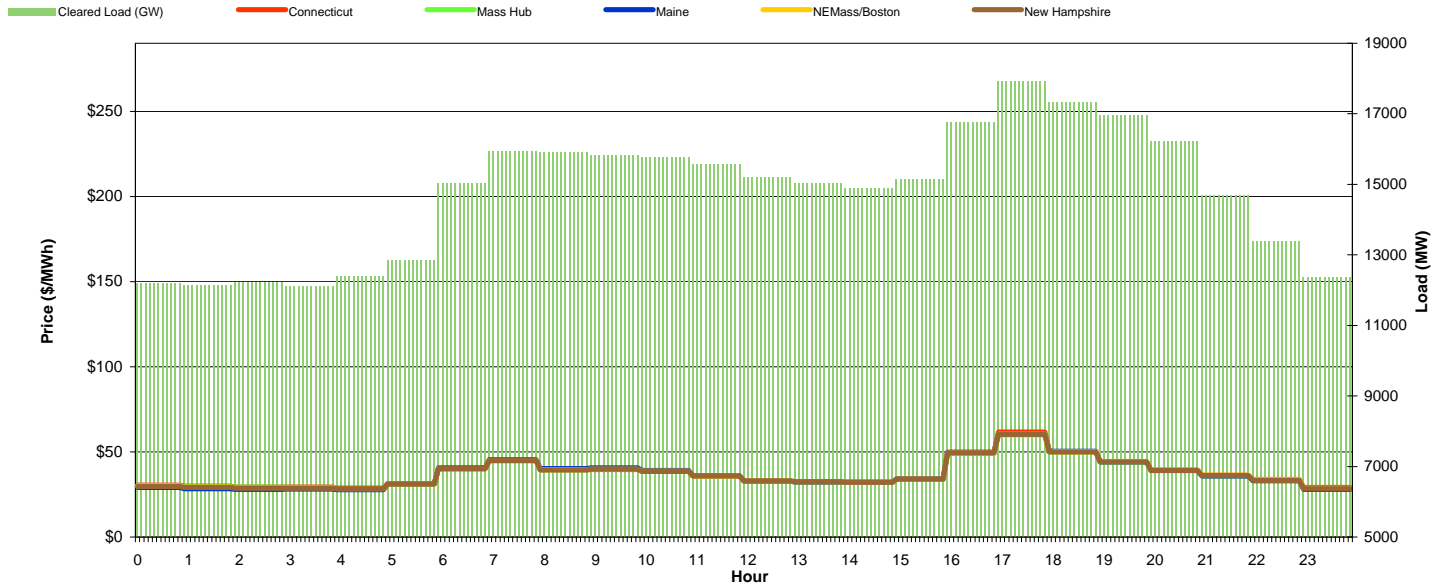
ISO-NE Daily Report

Monday December 19, 2011

Price	<=0	>=100	>=200
Forecast Error %	0-4.9%	5-9.9%	>=10%

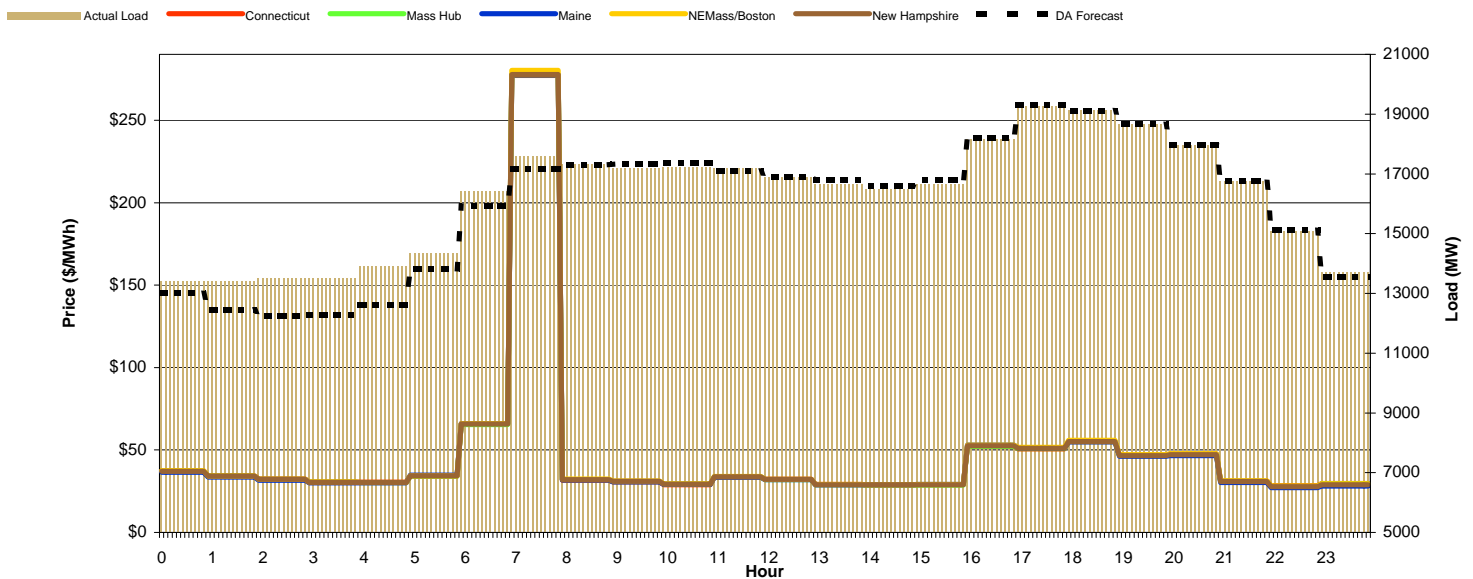
Day-Ahead Prices and Cleared Load

Hour Ending:	1	2	3	4	5	6	7	8	9	10	11	12	13	14	15	16	17	18	19	20	21	22	23	24	Avg. Hr \$			
Connecticut	30.47	29.81	29.39	29.29	28.74	31.25	40.00	45.00	39.38	39.74	38.60	35.89	32.88	32.54	32.20	33.87	49.16	61.57	50.19	44.41	39.32	36.23	33.81	29.10	37.20	40.30	All	On Pk
NEMass/Boston	29.96	29.34	28.98	28.91	28.40	31.17	40.22	45.02	39.60	39.92	38.67	35.97	32.91	32.52	32.20	34.01	49.45	60.45	50.27	44.28	39.37	36.22	33.62	28.58	37.09	40.28		
New Hampshire	29.63	29.08	28.77	28.72	28.36	31.12	40.21	44.87	39.52	39.92	38.62	35.84	32.81	32.44	32.12	33.98	49.51	60.31	50.07	44.09	39.18	36.06	33.34	28.36	36.96	40.17		
Maine	29.05	28.44	28.09	28.13	27.87	31.15	40.69	45.50	40.31	40.67	39.00	36.05	32.87	32.38	32.10	34.17	49.72	60.53	50.39	44.11	39.00	35.97	33.13	28.03	36.97	40.37		
Mass Hub	30.16	29.58	29.23	29.07	28.54	31.15	40.20	44.97	39.44	39.81	38.61	35.81	32.79	32.42	32.09	33.78	49.24	59.89	49.90	44.06	39.14	35.98	33.51	28.58	37.00	40.09		
Cleared Load (GW)	12.2	12.1	12.2	12.1	12.4	12.8	15.0	15.9	15.9	15.8	15.8	15.6	15.2	15.0	14.9	15.1	16.8	17.9	17.3	16.9	16.2	14.7	13.4	12.3				



Preliminary Real-Time Prices with Forecasted and Actual System Load

Hour Ending:	1	2	3	4	5	6	7	8	9	10	11	12	13	14	15	16	17	18	19	20	21	22	23	24	Avg. Hr \$			
Connecticut	37.50	34.34	32.40	30.71	30.39	34.21	65.85	277.18	31.66	30.58	28.98	33.66	32.19	29.03	28.76	28.84	52.41	50.71	55.22	46.95	47.65	31.27	28.25	29.78	47.02	52.08	All	On Pk
NEMass/Boston	37.41	34.22	32.30	30.50	30.23	34.30	65.99	280.23	32.33	31.28	29.58	34.01	32.29	29.12	28.98	29.07	52.92	51.58	55.82	47.18	47.73	31.26	28.10	29.54	47.33	52.59		
New Hampshire	37.17	34.08	32.13	30.34	30.20	34.28	65.74	277.74	31.99	31.00	29.34	33.83	32.13	28.97	28.84	29.00	52.61	51.07	55.20	46.66	47.25	30.93	27.75	28.99	46.97	52.14		
Maine	36.53	33.56	31.69	29.99	30.07	34.66	66.03	277.50	31.88	30.74	29.14	33.65	32.10	28.86	28.93	29.12	52.95	51.32	54.96	46.18	46.54	30.27	27.13	28.22	46.75	51.95		
Mass Hub	37.24	34.15	32.28	30.52	30.23	34.13	65.50	277.59	31.97	30.95	29.27	33.71	32.03	28.88	28.71	28.77	52.29	50.79	55.11	46.72	47.35	31.05	27.97	29.42	46.94	52.07		
DA Forecast Load (GW)	13.00	12.43	12.25	12.27	12.63	13.81	15.92	17.18	17.30	17.33	17.35	17.08	16.90	16.79	16.81	16.78	18.19	19.30	19.11	18.65	17.97	16.77	15.11	13.56				
Forecast Error %	3.3%	7.9%	10.2%	10.2%	10.2%	3.9%	3.1%	2.4%	0.1%	-0.8%	-0.7%	0.7%	-0.1%	-0.7%	-0.7%	-0.6%	-0.1%	-0.1%	0.1%	0.1%	-0.1%	-0.1%	-0.2%	1.2%				





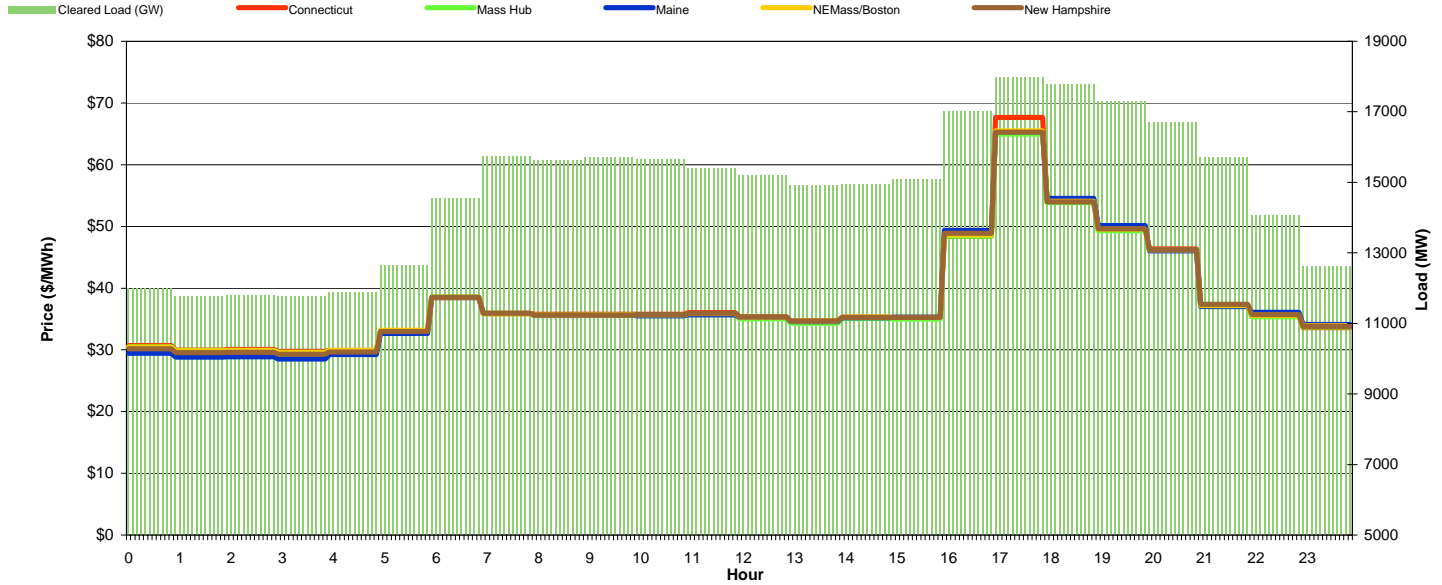
ISO-NE Daily Report

Tuesday December 20, 2011

Price	<=0	>=100	>=200
Forecast Error %	0-4.9%	5-9.9%	>=10%

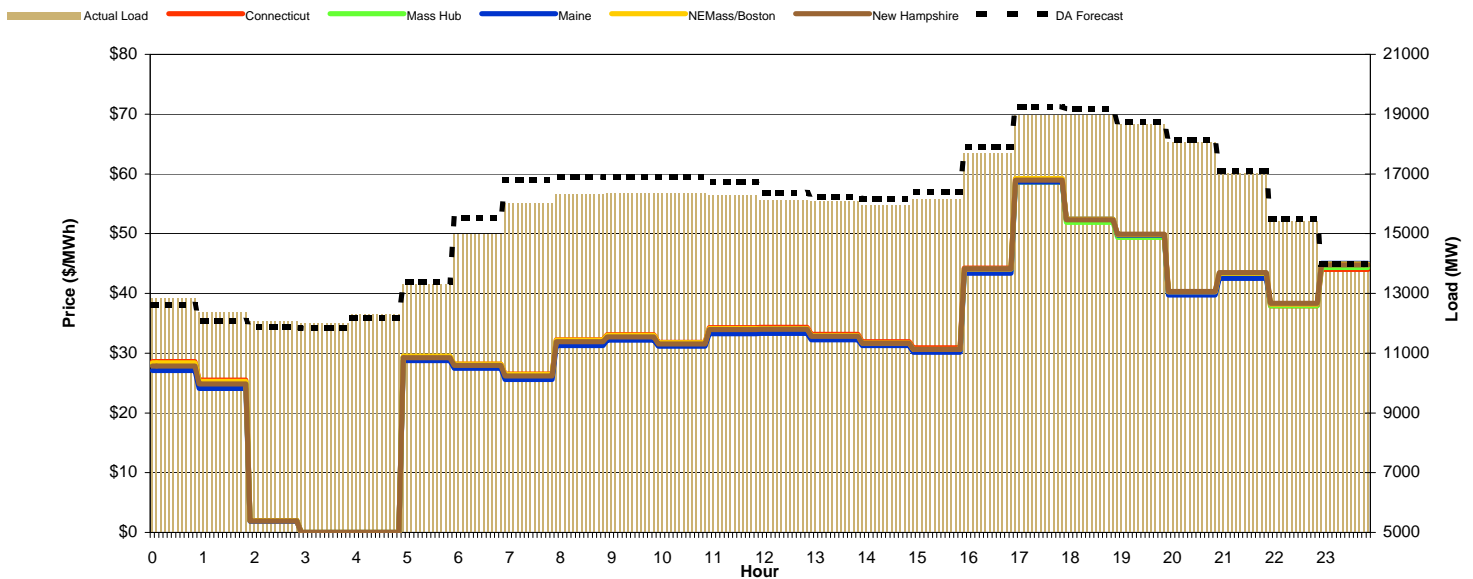
Day-Ahead Prices and Cleared Load

Hour Ending:	1	2	3	4	5	6	7	8	9	10	11	12	13	14	15	16	17	18	19	20	21	22	23	24	Avg. Hr \$			
Connecticut	30.68	29.99	30.06	29.74	29.92	33.07	38.47	35.91	35.78	35.78	35.75	36.02	35.38	34.66	35.29	35.21	48.42	67.68	54.00	49.41	46.33	37.21	35.42	33.60	38.07	41.14	All	On Pk
NEMass/Boston	30.44	29.85	29.88	29.55	29.89	33.16	38.50	35.85	35.64	35.65	35.68	35.90	35.30	34.66	35.31	35.27	48.65	65.50	54.10	49.55	46.21	37.20	35.57	33.91	37.97	41.00		
New Hampshire	30.15	29.57	29.61	29.29	29.64	32.95	38.50	35.95	35.60	35.63	35.71	35.94	35.35	34.68	35.25	35.26	48.91	65.27	53.99	49.61	46.26	37.36	35.74	33.80	37.92	41.03		
Maine	29.47	28.85	28.86	28.54	29.24	32.68	38.47	35.89	35.58	35.64	35.54	35.69	35.25	34.60	35.19	35.32	49.36	65.35	54.56	50.16	46.03	37.00	36.08	34.12	37.81	41.08		
Mass Hub	30.47	29.89	29.93	29.60	29.87	33.13	38.60	35.93	35.61	35.60	35.58	35.75	35.07	34.33	35.08	35.02	48.44	64.96	53.88	49.30	46.12	37.07	35.37	33.68	37.85	40.82		
Cleared Load (GW)	12.0	11.8	11.8	11.8	11.9	12.6	14.5	15.7	15.6	15.7	15.7	15.4	15.2	14.9	14.9	15.1	17.0	18.0	17.8	17.3	16.7	15.7	14.1	12.6				



Preliminary Real-Time Prices with Forecasted and Actual System Load

Hour Ending:	1	2	3	4	5	6	7	8	9	10	11	12	13	14	15	16	17	18	19	20	21	22	23	24	Avg. Hr \$				
Connecticut	28.57	25.47	1.99	0.00	0.00	29.34	28.17	26.48	32.26	33.07	31.82	34.27	34.33	33.12	31.89	30.88	44.25	59.19	52.18	49.73	40.22	43.16	37.90	44.00	44.00	32.18	38.42	All	On Pk
NEMass/Boston	28.36	25.25	1.98	0.00	0.00	29.52	28.16	26.45	32.17	32.97	31.74	34.11	34.12	32.94	31.71	30.63	44.06	59.22	52.44	49.87	40.26	43.36	38.20	44.91	32.18	38.39			
New Hampshire	27.87	24.87	1.94	0.00	0.00	29.24	27.94	26.21	31.94	32.73	31.55	33.96	34.02	32.82	31.66	30.61	44.10	58.97	52.31	49.89	40.34	43.46	38.36	44.79	32.07	38.31			
Maine	27.08	24.12	1.88	0.00	0.00	28.78	27.45	25.61	31.28	32.17	31.14	33.26	33.29	32.24	31.25	30.17	43.38	58.63	52.43	49.75	39.75	42.54	38.18	45.03	31.64	37.82			
Mass Hub	28.28	25.24	1.97	0.00	0.00	29.35	27.99	26.27	32.01	32.81	31.57	33.95	33.98	32.79	31.57	30.48	43.76	58.64	51.89	49.38	39.91	42.98	37.91	44.36	31.96	38.12			
DA Forecast Load (GW)	12.63	12.08	11.86	11.83	12.16	13.39	15.53	16.80	16.90	16.89	16.91	16.73	16.36	16.22	16.17	16.41	17.90	19.25	19.17	18.74	18.12	17.10	15.51	13.98					
Forecast Error %	1.5%	2.6%	1.8%	1.5%	1.3%	-0.6%	-3.5%	-4.6%	-3.5%	-3.1%	-3.3%	-2.6%	-1.5%	-0.9%	-1.2%	-1.5%	-1.1%	-1.5%	-1.0%	-0.4%	-0.2%	-0.4%	-0.7%	-1.4%					





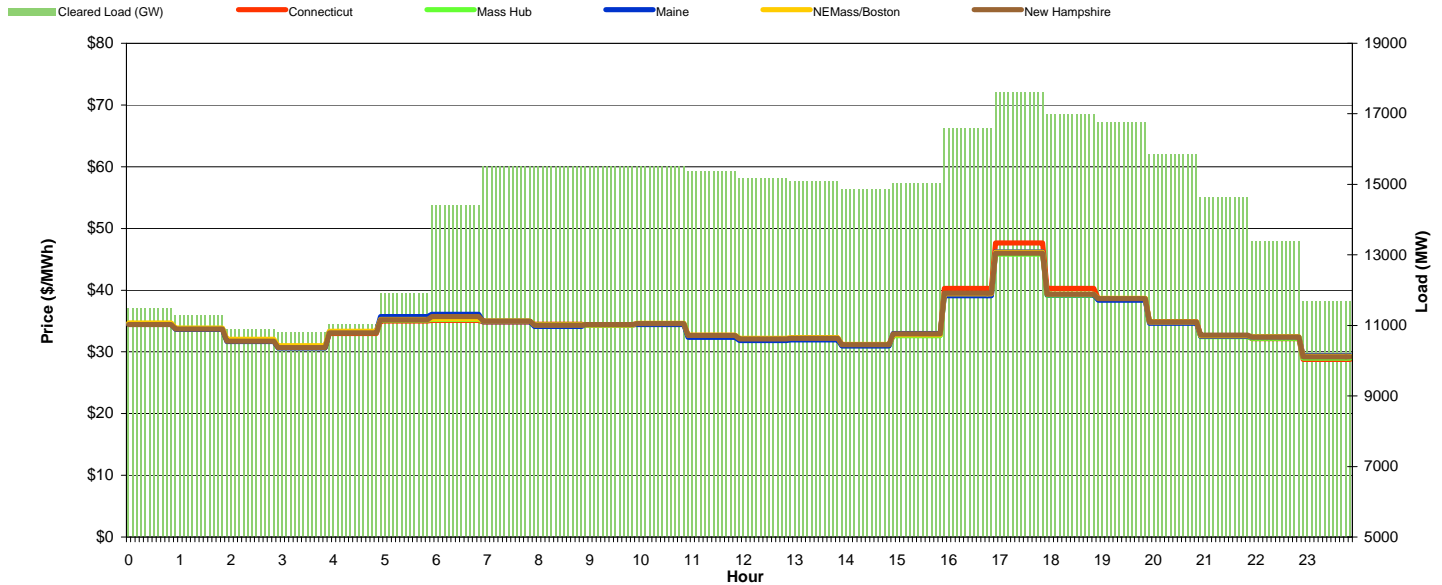
ISO-NE Daily Report

Wednesday December 21, 2011

Price	<=0	>=100	>=200
Forecast Error %	0-4.9%	5-9.9%	>=10%

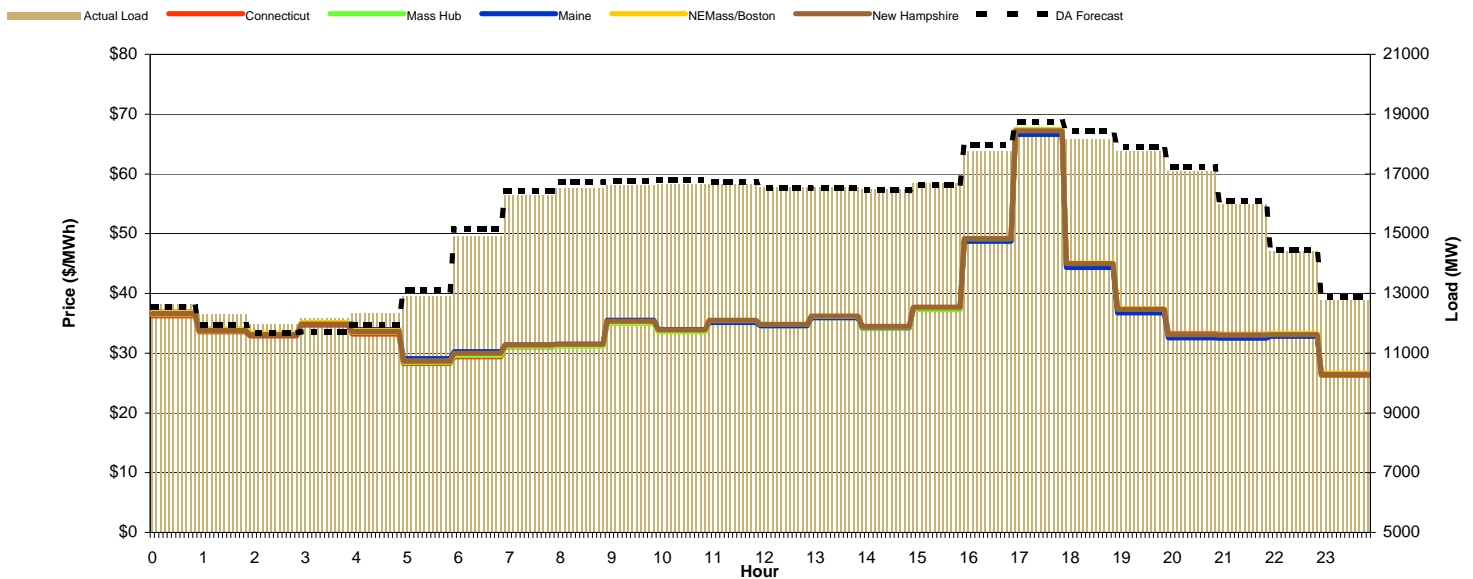
Day-Ahead Prices and Cleared Load

Hour Ending:	1	2	3	4	5	6	7	8	9	10	11	12	13	14	15	16	17	18	19	20	21	22	23	24	Avg. Hr \$			
Connecticut	34.57	33.77	31.80	30.75	32.96	35.00	35.12	34.84	34.48	34.39	34.47	32.67	32.10	32.23	31.06	32.73	40.28	47.64	40.29	38.61	34.91	32.57	32.14	28.80	34.51	35.34	All	On Pk
NEMass/Boston	34.67	33.88	32.05	31.01	33.33	35.26	35.35	35.01	34.38	34.35	34.62	32.69	32.19	32.31	31.20	32.75	39.39	46.15	39.37	38.70	34.85	32.63	32.48	29.27	34.50	35.19		
New Hampshire	34.41	33.68	31.74	30.70	33.06	35.20	35.73	34.99	34.33	34.42	34.60	32.64	32.11	32.21	31.15	32.94	39.50	45.97	39.36	38.62	34.85	32.72	32.38	29.18	34.44	35.17		
Maine	34.50	33.67	31.68	30.65	33.31	35.70	36.06	34.91	34.14	34.44	34.42	32.33	31.86	31.95	30.93	33.00	39.08	46.19	39.27	38.35	34.63	32.53	32.41	29.41	34.39	35.03		
Mass Hub	34.55	33.80	31.89	30.84	33.13	35.13	35.25	34.97	34.36	34.30	34.53	32.59	32.05	32.15	31.01	32.63	39.30	45.84	39.14	38.51	34.77	32.45	32.20	28.97	34.35	35.05		
Cleared Load (GW)	11.5	11.3	10.9	10.8	11.0	11.9	14.4	15.5	15.5	15.5	15.5	15.4	15.2	15.1	14.9	15.0	16.6	17.6	17.0	16.8	15.9	14.6	13.4	11.7				



Preliminary Real-Time Prices with Forecasted and Actual System Load

Hour Ending:	1	2	3	4	5	6	7	8	9	10	11	12	13	14	15	16	17	18	19	20	21	22	23	24	Avg. Hr \$			
Connecticut	36.25	33.58	32.88	34.68	33.20	28.26	29.39	31.06	31.31	35.16	33.70	35.42	34.70	36.10	34.39	37.57	48.87	66.66	44.84	37.31	33.24	33.15	33.02	26.30	35.88	37.91	All	On Pk
NEMass/Boston	36.91	34.04	33.38	35.15	33.80	28.65	29.86	31.35	31.38	35.20	33.77	35.45	34.78	36.14	34.37	37.53	49.14	67.40	45.11	37.41	33.12	33.11	33.31	26.66	36.13	38.04		
New Hampshire	36.63	33.77	33.07	34.88	33.62	28.64	29.99	31.39	31.46	35.32	33.89	35.48	34.82	36.21	34.47	37.69	49.18	67.21	44.99	37.31	33.09	33.03	33.07	26.47	36.07	38.04		
Maine	36.89	33.84	33.07	34.90	33.97	29.07	30.28	31.40	31.47	35.48	33.96	35.13	34.59	35.92	34.26	37.53	48.74	66.60	44.33	36.76	32.58	32.50	32.82	26.46	35.94	37.75		
Mass Hub	36.50	33.76	33.10	34.89	33.50	28.42	29.60	31.13	31.18	34.97	33.55	35.24	34.56	35.93	34.17	37.29	48.70	66.71	44.74	37.16	32.95	32.90	32.98	26.38	35.85	37.76		
DA Forecast Load (GW)	12.53	11.95	11.67	11.71	11.95	13.11	15.14	16.44	16.72	16.75	16.80	16.72	16.52	16.51	16.45	16.63	17.97	18.73	18.44	17.88	17.22	16.10	14.47	12.87				
Forecast Error %	1.0%	2.9%	2.6%	3.9%	3.2%	-1.4%	-1.4%	-0.8%	-1.2%	-0.9%	-0.7%	-0.4%	0.3%	0.3%	0.3%	0.4%	-1.1%	-1.8%	-1.5%	-0.7%	-0.7%	-0.7%	-0.5%	-0.8%				





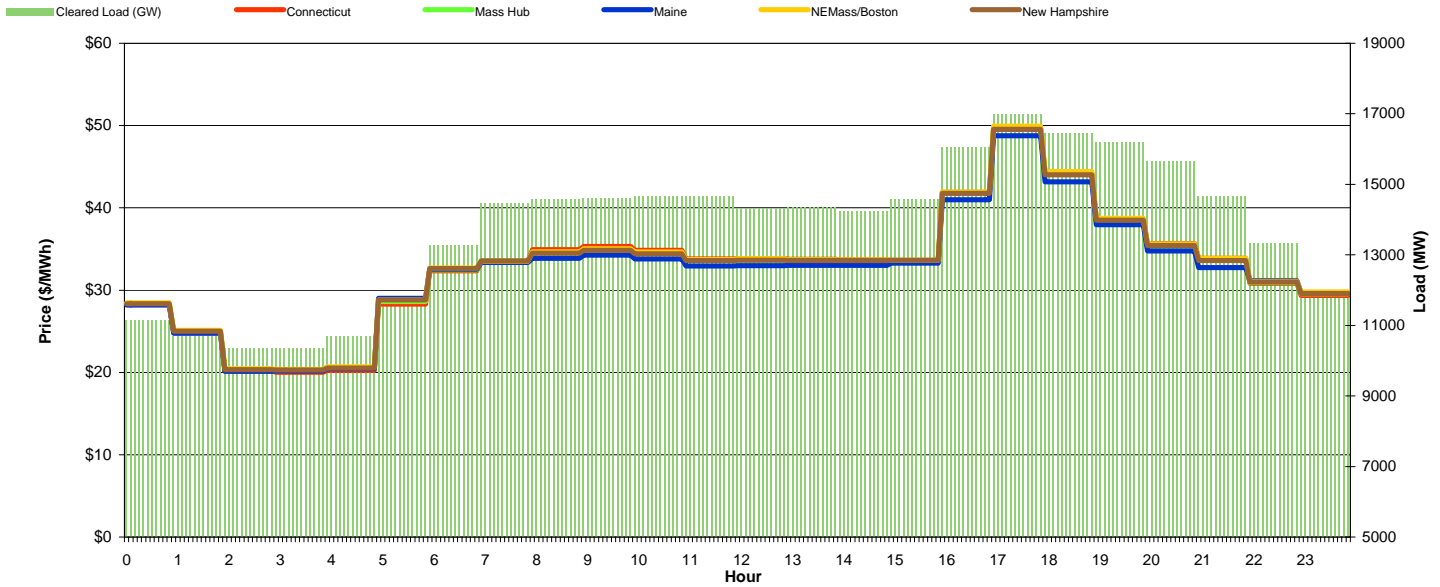
ISO-NE Daily Report

Thursday December 22, 2011

Price	<=0	>=100	>=200
Forecast Error %	0-4.9%	5-9.9%	>=10%

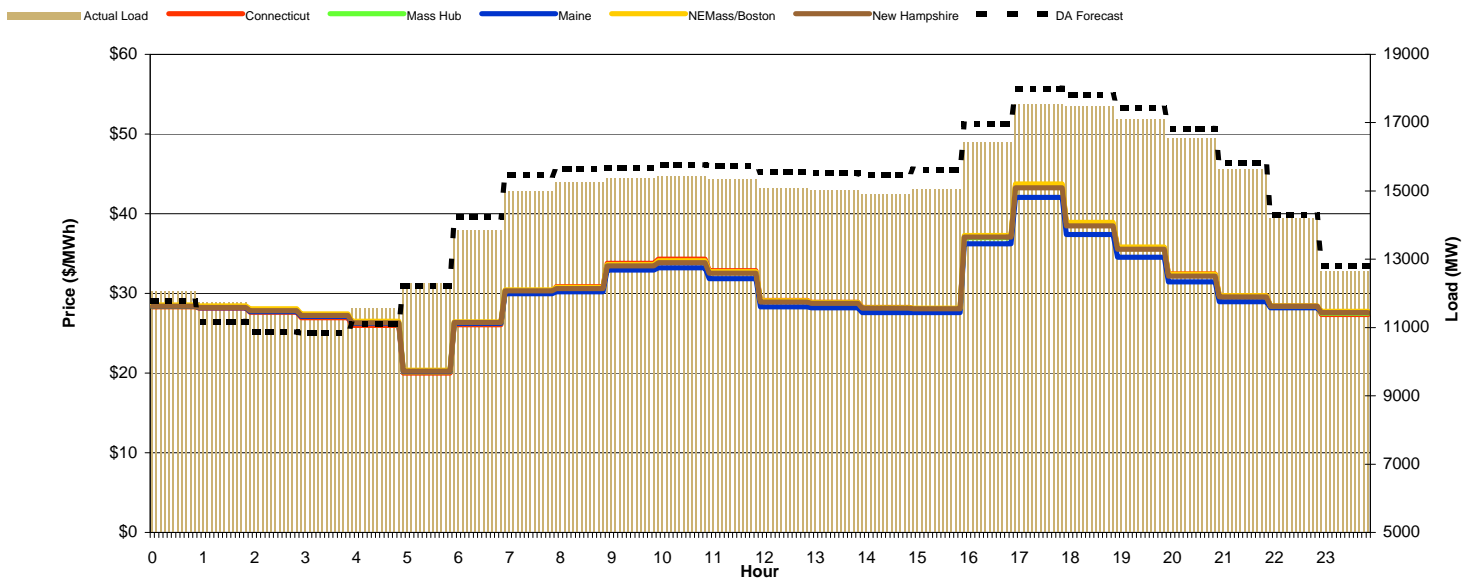
Day-Ahead Prices and Cleared Load

Hour Ending:	1	2	3	4	5	6	7	8	9	10	11	12	13	14	15	16	17	18	19	20	21	22	23	24	Avg. Hr \$		
Connecticut	28.26	24.80	20.19	20.04	20.27	28.29	32.36	33.49	34.92	35.31	34.84	33.79	33.82	33.76	33.69	33.61	41.88	49.58	44.27	38.67	35.66	33.88	30.82	29.37	29.37	32.73	36.37
NEMass/Boston	28.47	25.11	20.47	20.39	20.67	28.82	32.71	33.53	34.63	35.04	34.64	33.71	33.83	33.68	33.69	33.64	41.91	49.94	44.41	38.74	35.62	33.86	31.08	29.80	29.80	32.85	36.37
New Hampshire	28.36	24.99	20.34	20.28	20.55	28.83	32.64	33.55	34.48	34.84	34.43	33.60	33.65	33.61	33.58	33.63	41.78	49.54	44.03	38.50	35.41	33.58	31.01	29.60	29.60	32.70	36.20
Maine	28.18	24.78	20.15	20.17	20.45	29.02	32.55	33.38	33.87	34.27	33.80	32.94	32.96	33.03	33.00	33.29	41.00	48.77	43.16	37.95	34.78	32.75	31.13	29.66	29.66	32.29	35.63
Mass Hub	28.36	24.98	20.34	20.26	20.50	28.63	32.46	33.51	34.60	34.90	34.53	33.72	33.66	33.66	33.60	33.53	41.88	49.66	44.16	38.43	35.38	33.80	30.90	29.54	29.54	32.71	36.25
Cleared Load (GW)	11.1	10.7	10.4	10.3	10.7	11.6	13.3	14.5	14.6	14.6	14.7	14.6	14.3	14.3	14.2	14.6	16.0	17.0	16.4	16.2	15.6	14.6	13.3	12.0	12.0		



Preliminary Real-Time Prices with Forecasted and Actual System Load

Hour Ending:	1	2	3	4	5	6	7	8	9	10	11	12	13	14	15	16	17	18	19	20	21	22	23	24	Avg. Hr \$		
Connecticut	28.31	28.15	27.64	26.94	25.99	19.98	26.08	30.26	30.86	33.78	34.31	32.84	29.13	28.86	28.24	28.09	37.02	43.56	38.75	35.74	32.45	29.73	28.41	27.36	27.36	30.52	32.63
NEMass/Boston	28.57	28.43	28.06	27.44	26.51	20.35	26.43	30.45	30.78	33.63	34.08	32.74	29.08	28.88	28.24	28.14	37.27	43.75	38.90	35.83	32.41	29.70	28.44	27.74	27.74	30.66	32.65
New Hampshire	28.41	28.25	27.85	27.24	26.32	20.23	26.35	30.31	30.60	33.44	33.86	32.54	28.90	28.74	28.15	28.07	37.05	43.26	38.48	35.53	32.18	29.56	28.39	27.61	27.61	30.47	32.44
Maine	28.40	28.19	27.73	27.10	26.22	20.21	26.24	29.95	30.22	32.95	33.22	31.83	28.30	28.18	27.58	27.58	36.21	42.05	37.37	34.53	31.43	28.95	28.18	27.62	27.62	30.01	31.78
Mass Hub	28.35	28.29	27.88	27.24	26.30	20.18	26.21	30.28	30.68	33.53	34.00	32.63	28.98	28.75	28.11	27.98	36.99	43.38	38.60	35.61	32.24	29.58	28.32	27.49	27.49	30.48	32.48
DA Forecast Load (GW)	11.77	11.18	10.88	10.83	11.10	12.22	14.23	15.47	15.64	15.67	15.77	15.74	15.55	15.51	15.46	15.63	16.96	18.00	17.80	17.42	16.83	15.80	14.29	12.80	12.80		
Forecast Error %	2.4%	5.0%	4.8%	4.3%	4.2%	0.6%	-2.7%	-3.1%	-2.4%	-2.0%	-2.1%	-2.6%	-3.0%	-3.2%	-3.7%	-3.7%	-3.2%	-2.5%	-1.8%	-1.8%	-1.6%	-1.0%	-0.6%	-1.1%	-1.1%		





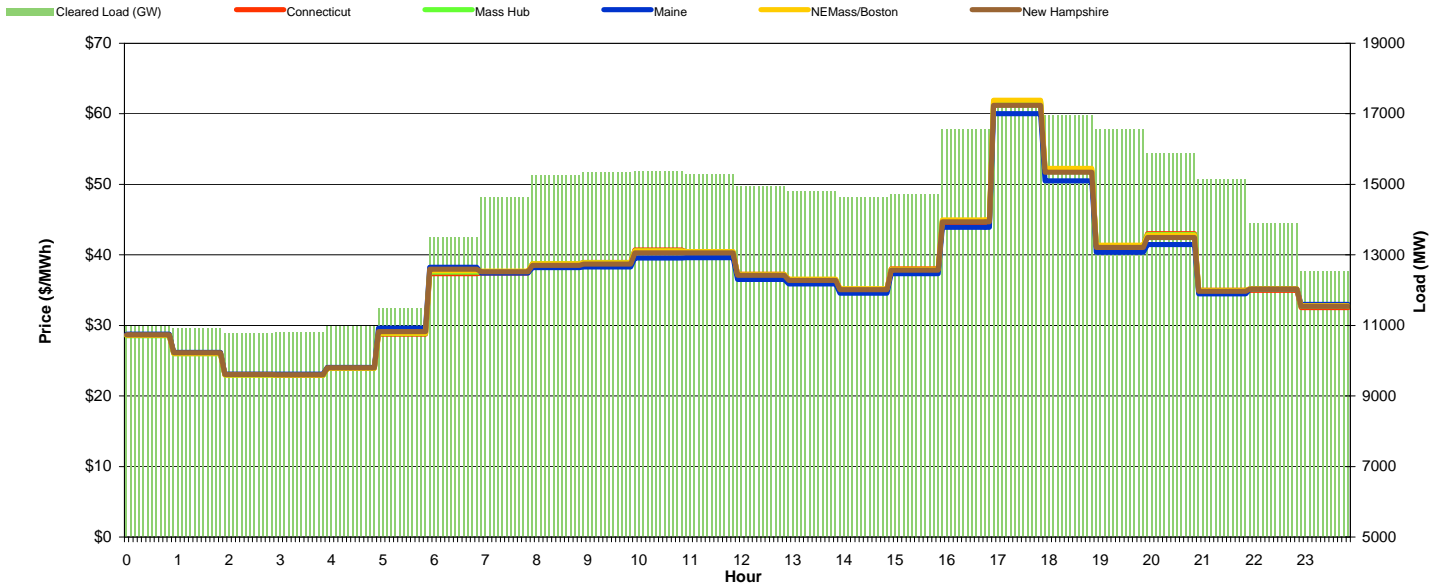
ISO-NE Daily Report

Friday December 23, 2011

Price	<=0	>=100	>=200
Forecast Error %	0-4.9%	5-9.9%	>=10%

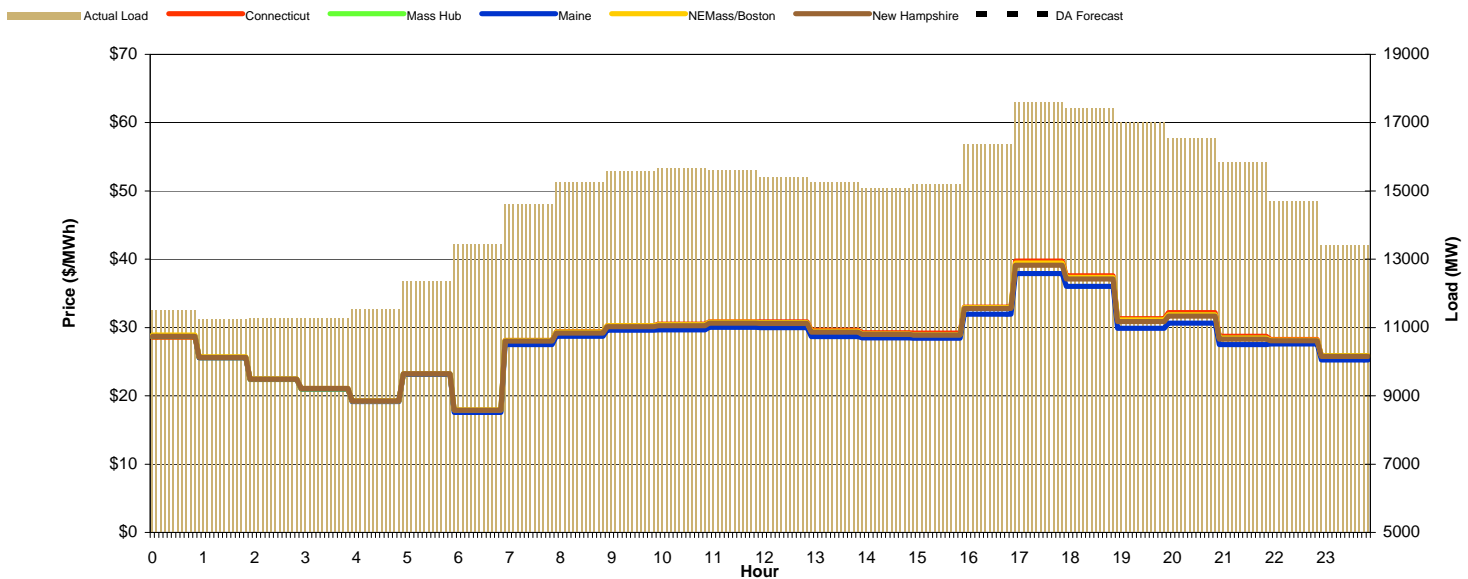
Day-Ahead Prices and Cleared Load

Hour Ending:	1	2	3	4	5	6	7	8	9	10	11	12	13	14	15	16	17	18	19	20	21	22	23	24	Avg. Hr \$			
Connecticut	28.67	26.15	23.04	23.00	23.98	28.74	37.35	37.44	38.73	38.92	40.68	40.44	37.24	36.45	35.11	38.00	44.52	61.55	52.00	41.29	43.00	34.96	34.96	32.52	36.61	40.96	All	On Pk
NEMass/Boston	28.59	25.99	22.96	22.92	23.89	28.92	37.74	37.69	38.74	38.88	40.57	40.48	37.25	36.56	35.22	37.96	44.97	61.94	52.28	41.38	42.78	35.00	35.20	32.79	36.70	41.06		
New Hampshire	28.68	26.11	23.06	23.02	23.99	29.12	37.96	37.61	38.53	38.70	40.29	40.28	37.10	36.39	35.05	37.85	44.67	61.21	51.72	41.05	42.45	34.85	35.14	32.73	36.57	40.81		
Maine	28.78	26.16	23.10	23.07	24.04	29.64	38.26	37.41	38.19	38.28	39.57	39.61	36.54	35.90	34.55	37.34	43.90	60.00	50.51	40.37	41.48	34.47	35.15	32.98	36.22	40.20		
Mass Hub	28.55	26.00	22.96	22.92	23.91	28.84	37.56	37.52	38.73	38.87	40.57	40.43	37.15	36.42	35.09	37.84	44.83	61.81	52.01	41.22	42.85	34.94	35.11	32.71	36.62	40.96		
Cleared Load (GW)	11.0	10.9	10.8	10.8	11.0	11.5	13.5	14.6	15.3	15.3	15.4	15.3	15.0	14.8	14.6	14.7	16.6	17.4	17.0	16.6	15.9	15.1	13.9	12.5				



Preliminary Real-Time Prices with Forecasted and Actual System Load

Hour Ending:	1	2	3	4	5	6	7	8	9	10	11	12	13	14	15	16	17	18	19	20	21	22	23	24	Avg. Hr \$				
Connecticut	28.60	25.59	22.38	20.99	19.20	23.16	17.83	28.10	29.38	30.29	30.51	30.85	30.84	29.59	29.23	29.18	32.98	39.73	37.58	31.32	32.17	28.70	28.23	25.88	28.43	31.17	All	On Pk	
NEMass/Boston	28.92	25.74	22.50	21.08	19.25	23.26	17.93	28.12	29.35	30.25	30.41	30.77	30.70	29.45	29.04	28.94	32.93	39.44	37.35	31.13	31.85	28.42	28.14	25.85	28.37	31.02			
New Hampshire	28.74	25.63	22.46	21.07	19.24	23.25	17.88	28.00	29.20	30.11	30.26	30.64	30.59	29.32	28.99	28.91	32.81	39.13	37.11	30.90	31.67	28.32	28.07	25.76	28.25	30.88			
Maine	28.75	25.56	22.42	21.02	19.17	23.13	17.56	27.52	28.70	29.62	29.67	30.03	29.97	28.69	28.49	28.42	31.97	37.89	36.02	29.91	30.65	27.49	27.62	25.25	27.73	30.17			
Mass Hub	28.67	25.60	22.41	21.01	19.20	23.19	17.83	28.02	29.27	30.17	30.35	30.70	30.64	29.40	29.02	28.92	32.83	39.30	37.21	31.06	31.83	28.42	28.08	25.81	28.29	30.95			
DA Forecast Load (GW)	0.00	0.00	0.00	0.00	0.00	0.00	0.00	0.00	0.00	0.00	0.00	0.00	0.00	0.00	0.00	0.00	0.00	0.00	0.00	0.00	0.00	0.00	0.00	0.00	0.00	0.00			
Forecast Error %	#DIV/0!	#DIV/0!	#DIV/0!	#DIV/0!	#DIV/0!	#DIV/0!	#DIV/0!	#DIV/0!	#DIV/0!	#DIV/0!	#DIV/0!	#DIV/0!	#DIV/0!	#DIV/0!	#DIV/0!	#DIV/0!	#DIV/0!	#DIV/0!	#DIV/0!	#DIV/0!	#DIV/0!	#DIV/0!	#DIV/0!	#DIV/0!	#DIV/0!	#DIV/0!	#DIV/0!		





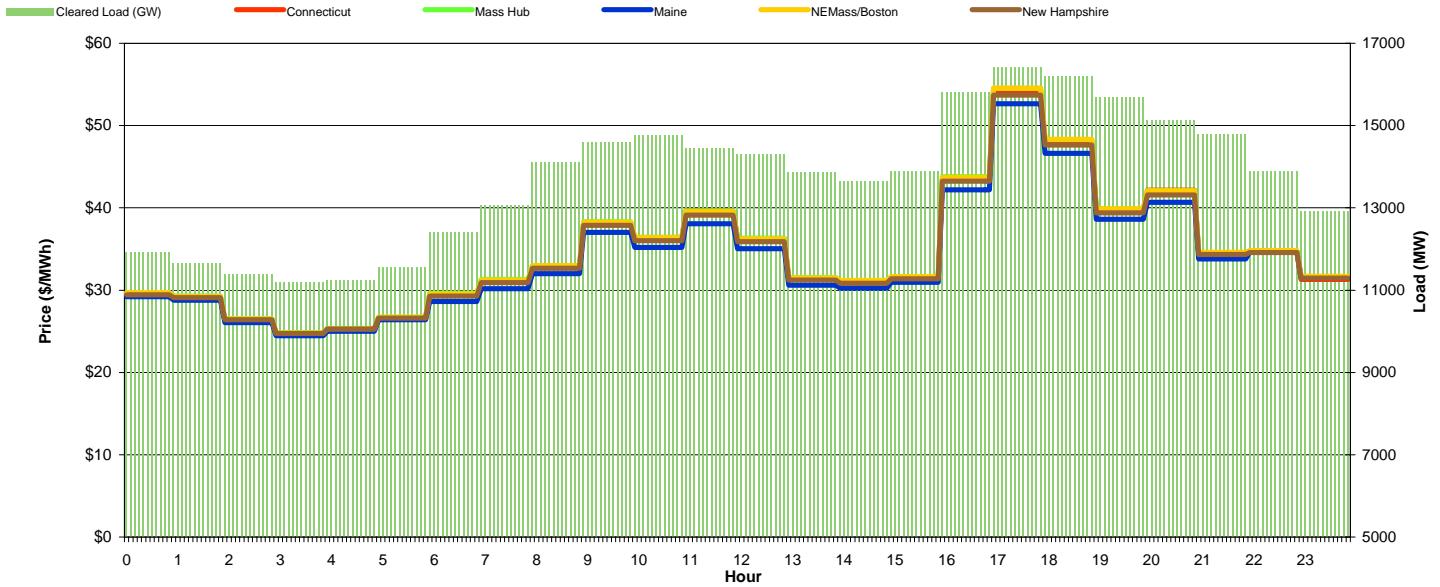
ISO-NE Daily Report

Saturday December 24, 2011

Price	<=0	>=100	>=200
Forecast Error %	0-4.9%	5-9.9%	>=10%

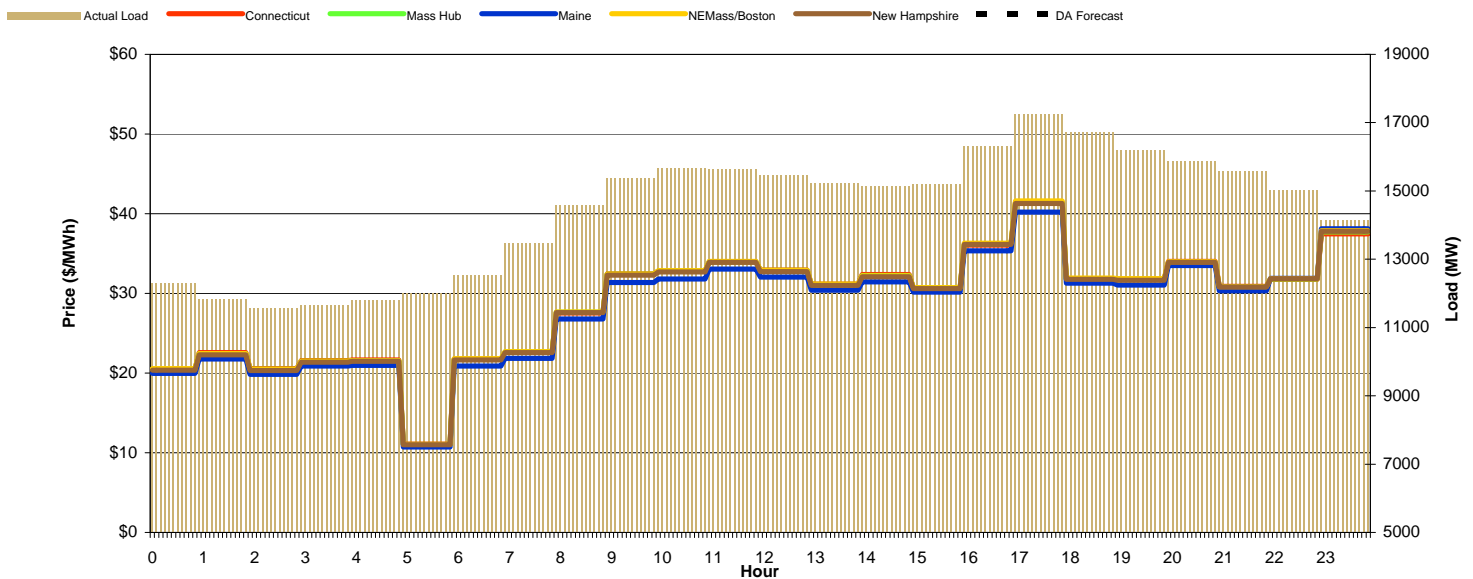
Day-Ahead Prices and Cleared Load

Hour Ending:	1	2	3	4	5	6	7	8	9	10	11	12	13	14	15	16	17	18	19	20	21	22	23	24	Avg. Hr \$			
																										All	On Pk	
Connecticut	29.50	29.10	26.30	24.76	25.20	26.43	29.40	31.19	32.69	38.22	36.30	39.62	36.24	31.41	31.10	31.47	43.40	54.23	48.01	39.70	42.14	34.50	34.65	31.31	34.45	37.80		
NEMass/Boston	29.69	29.24	26.52	24.82	25.33	26.72	29.57	31.24	32.98	38.25	36.41	39.56	36.26	31.51	31.17	31.67	43.69	54.55	48.34	39.90	42.06	34.59	34.81	31.69	34.61	37.94		
New Hampshire	29.45	29.07	26.40	24.74	25.26	26.59	29.27	30.93	32.68	37.86	36.02	39.12	35.89	31.23	30.85	31.39	43.24	53.70	47.65	39.39	41.56	34.32	34.57	31.45	34.28	37.53		
Maine	29.22	28.77	26.05	24.47	25.02	26.41	28.63	30.16	31.99	37.00	35.21	38.07	35.05	30.62	30.27	30.96	42.20	52.67	46.63	38.61	40.69	33.81	34.66	31.55	33.70	36.79		
Mass Hub	29.70	29.28	26.52	24.85	25.34	26.70	29.62	31.30	32.97	38.32	36.45	39.61	36.31	31.53	31.13	31.60	43.80	54.50	48.29	39.87	42.07	34.57	34.82	31.66	34.62	37.95		
Cleared Load (GW)	11.9	11.6	11.4	11.2	11.2	11.5	12.4	13.1	14.1	14.6	14.8	14.5	14.3	13.9	13.6	13.9	15.8	16.4	16.2	15.7	15.1	14.8	13.9	12.9				



Preliminary Real-Time Prices with Forecasted and Actual System Load

Hour Ending:	1	2	3	4	5	6	7	8	9	10	11	12	13	14	15	16	17	18	19	20	21	22	23	24	Avg. Hr \$				
																										All	On Pk		
Connecticut	20.49	22.57	20.58	21.58	21.64	11.08	21.78	22.62	27.54	32.46	32.83	33.99	32.95	31.17	32.36	30.70	36.05	41.43	31.75	31.79	34.03	30.90	31.78	37.46	28.81	32.15			
NEMass/Boston	20.56	22.43	20.48	21.49	21.57	11.06	21.80	22.70	27.69	32.41	32.87	34.00	32.89	31.15	32.22	30.71	36.29	41.60	31.94	31.83	33.96	30.83	31.85	37.88	28.84	32.18			
New Hampshire	20.38	22.28	20.33	21.38	21.49	11.00	21.64	22.59	27.61	32.30	32.71	33.88	32.75	31.00	32.07	30.61	36.13	41.30	31.77	31.66	33.89	30.81	31.85	37.79	28.72	32.06			
Maine	19.95	21.77	19.84	20.89	20.97	10.72	20.89	21.86	26.79	31.35	31.79	33.07	32.03	30.40	31.43	30.18	35.35	40.22	31.30	31.06	33.49	30.32	31.87	38.13	28.15	31.41			
Mass Hub	20.50	22.44	20.48	21.50	21.58	11.05	21.74	22.64	27.62	32.40	32.83	33.97	32.88	31.14	32.25	30.69	36.16	41.40	31.78	31.75	33.91	30.80	31.79	37.71	28.79	32.13			
DA Forecast Load (GW)	0.00	0.00	0.00	0.00	0.00	0.00	0.00	0.00	0.00	0.00	0.00	0.00	0.00	0.00	0.00	0.00	0.00	0.00	0.00	0.00	0.00	0.00	0.00	0.00	0.00	0.00			
Forecast Error %	#DIV/0!	#DIV/0!	#DIV/0!	#DIV/0!	#DIV/0!	#DIV/0!	#DIV/0!	#DIV/0!	#DIV/0!	#DIV/0!	#DIV/0!	#DIV/0!	#DIV/0!	#DIV/0!	#DIV/0!	#DIV/0!	#DIV/0!	#DIV/0!	#DIV/0!	#DIV/0!	#DIV/0!	#DIV/0!	#DIV/0!	#DIV/0!	#DIV/0!	#DIV/0!	#DIV/0!		





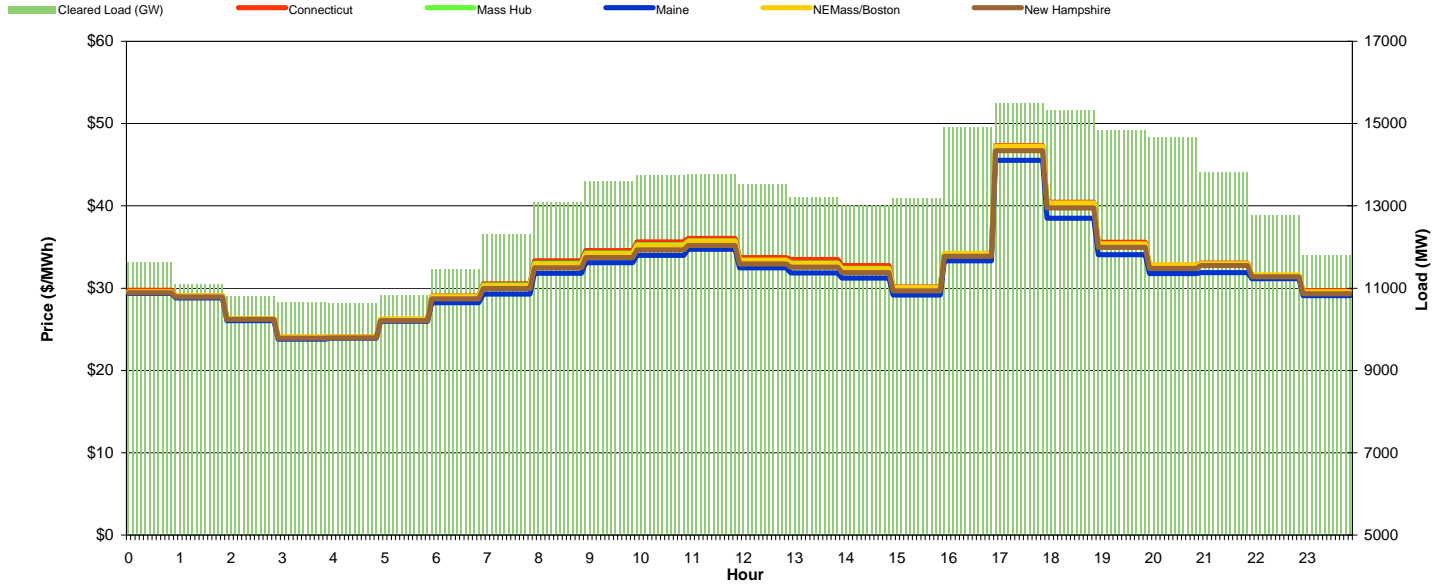
ISO-NE Daily Report

Sunday December 25, 2011

Price	<=0	>=100	>=200
Forecast Error %	0-4.9%	5-9.9%	>=10%

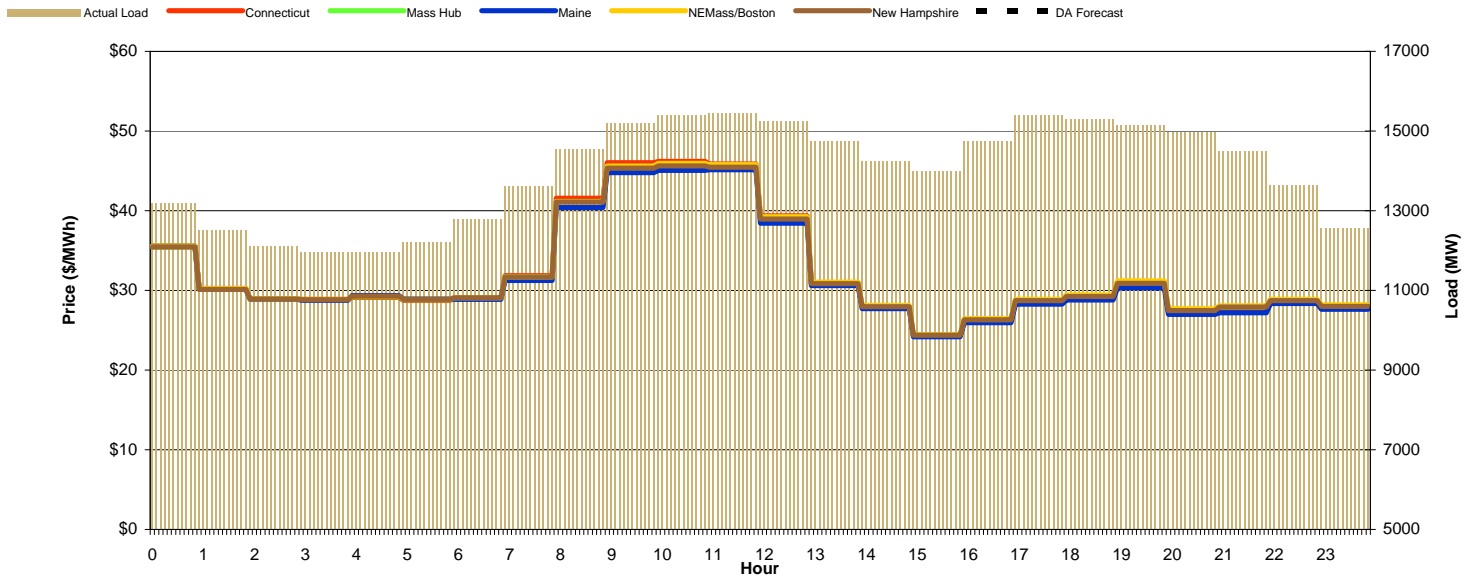
Day-Ahead Prices and Cleared Load

Hour Ending:	1	2	3	4	5	6	7	8	9	10	11	12	13	14	15	16	17	18	19	20	21	22	23	24	Avg. Hr \$				
Connecticut	29.76	29.07	26.27	24.03	24.06	26.19	29.06	30.51	33.34	34.58	35.60	36.05	33.72	33.48	32.74	30.15	34.20	47.34	40.45	35.59	32.79	33.04	31.48	29.69	29.69	32.22	34.69	All	On Pk
NEMass/Boston	29.57	29.07	26.33	24.07	24.07	26.24	29.00	30.24	32.86	34.16	35.17	35.68	33.36	32.97	32.32	30.05	34.19	47.26	40.32	35.38	32.80	32.98	31.62	29.54	29.54	32.05	34.46		
New Hampshire	29.44	28.95	26.22	23.93	23.96	26.07	28.69	29.94	32.48	33.70	34.66	35.19	32.95	32.54	31.89	29.68	33.88	46.70	39.74	34.94	32.38	32.74	31.38	29.32	29.32	31.72	34.05		
Maine	29.36	28.81	26.06	23.79	23.90	25.97	28.24	29.27	31.80	33.09	33.99	34.73	32.48	31.86	31.23	29.17	33.31	45.52	38.49	34.06	31.77	31.90	31.14	29.08	29.08	31.21	33.36		
Mass Hub	29.53	29.00	26.23	24.00	24.00	26.11	28.94	30.35	33.00	34.27	35.28	35.75	33.42	33.07	32.38	30.04	34.20	47.19	40.31	35.29	32.74	32.91	31.51	29.52	29.52	32.04	34.48		
Cleared Load (GW)	11.6	11.1	10.8	10.7	10.6	10.8	11.5	12.3	13.1	13.6	13.7	13.8	13.5	13.2	13.0	13.2	14.9	15.5	15.3	14.8	14.7	13.8	12.8	11.8					



Preliminary Real-Time Prices with Forecasted and Actual System Load

Hour Ending:	1	2	3	4	5	6	7	8	9	10	11	12	13	14	15	16	17	18	19	20	21	22	23	24	Avg. Hr \$					
Connecticut	35.47	30.25	28.91	28.87	29.12	28.74	29.04	31.85	41.56	46.01	46.20	45.85	39.34	30.95	27.97	24.31	26.18	28.68	29.24	31.09	27.39	27.72	28.53	27.92	32.13	33.30	All	On Pk		
NEMass/Boston	35.57	30.24	28.94	28.87	29.24	28.89	29.09	31.70	41.11	45.58	45.94	45.78	39.22	31.04	28.10	24.46	26.45	28.89	29.43	31.19	27.73	28.09	28.86	28.19	32.19	33.35				
New Hampshire	35.48	30.14	28.90	28.85	29.27	28.89	29.06	31.70	41.07	45.35	45.64	45.47	38.96	30.86	27.95	24.38	26.31	28.73	29.25	30.89	27.45	27.90	28.73	27.99	32.05	33.17				
Maine	35.58	30.17	28.90	28.76	29.35	28.91	28.86	31.25	40.40	44.77	45.08	45.13	38.45	30.59	27.70	24.17	25.96	28.26	28.79	30.33	26.98	27.19	28.36	27.62	31.73	32.71				
Mass Hub	35.48	30.19	28.90	28.84	29.18	28.82	29.03	31.71	41.18	45.60	45.90	45.69	39.20	30.98	28.03	24.39	26.30	28.77	29.33	31.09	27.55	27.90	28.69	28.00	32.11	33.27				
DA Forecast Load (GW)	0.00	0.00	0.00	0.00	0.00	0.00	0.00	0.00	0.00	0.00	0.00	0.00	0.00	0.00	0.00	0.00	0.00	0.00	0.00	0.00	0.00	0.00	0.00	0.00	0.00	0.00	0.00			
Forecast Error %	#DIV/0!	#DIV/0!	#DIV/0!	#DIV/0!	#DIV/0!	#DIV/0!	#DIV/0!	#DIV/0!	#DIV/0!	#DIV/0!	#DIV/0!	#DIV/0!	#DIV/0!	#DIV/0!	#DIV/0!	#DIV/0!	#DIV/0!	#DIV/0!	#DIV/0!	#DIV/0!	#DIV/0!	#DIV/0!	#DIV/0!	#DIV/0!	#DIV/0!	#DIV/0!	#DIV/0!	#DIV/0!		





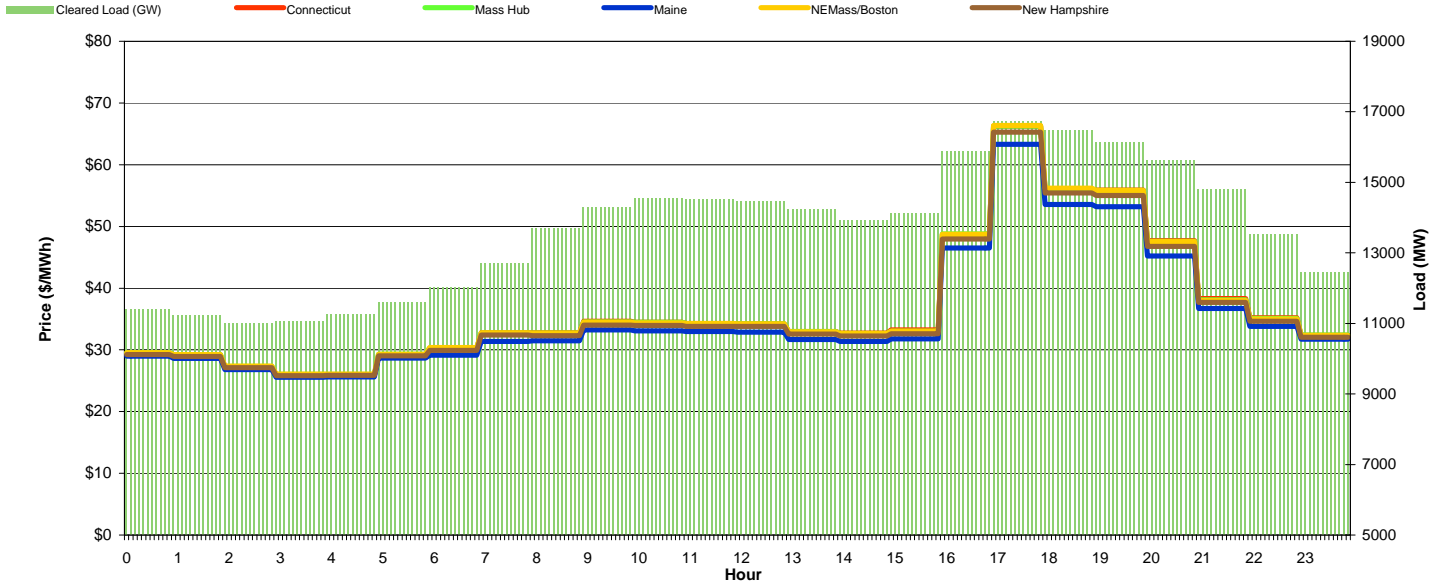
ISO-NE Daily Report

Monday December 26, 2011

Price	<=0	>=100	>=200
Forecast Error %	0-4.9%	5-9.9%	>=10%

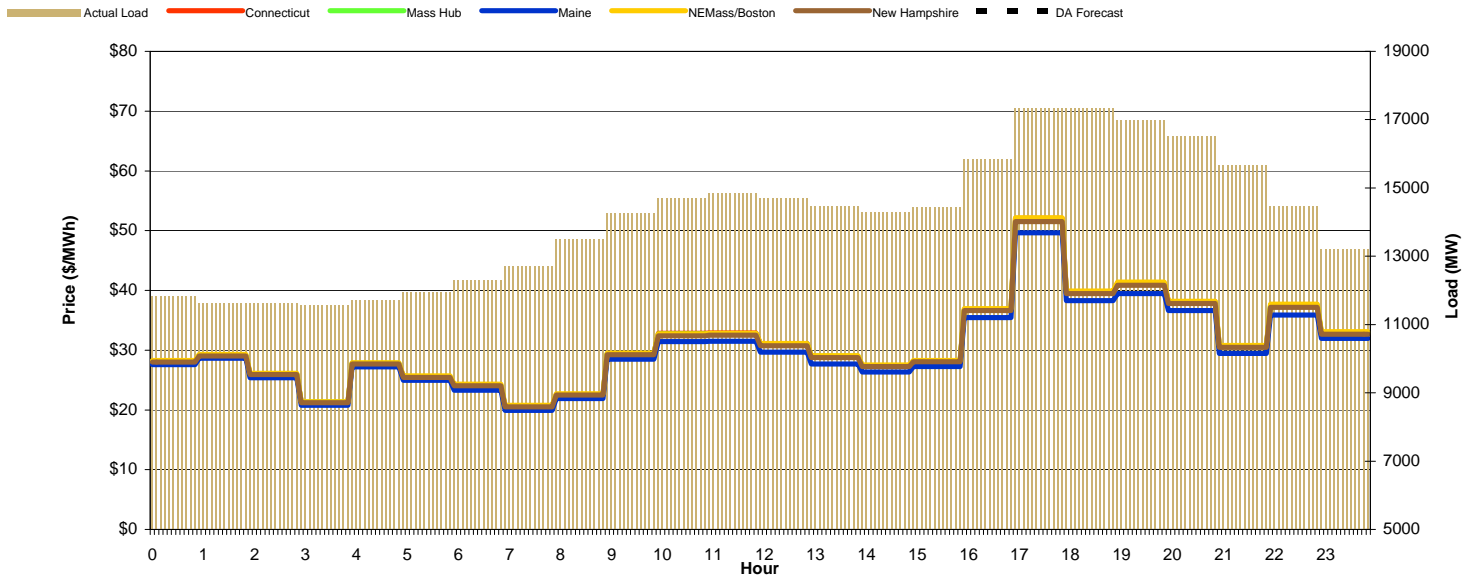
Day-Ahead Prices and Cleared Load

Hour Ending:	1	2	3	4	5	6	7	8	9	10	11	12	13	14	15	16	17	18	19	20	21	22	23	24	Avg. Hr \$			
Connecticut	29.47	29.17	27.14	25.79	25.82	29.06	30.25	32.75	32.78	34.64	34.46	34.25	34.23	32.97	32.69	33.21	48.68	66.25	56.00	55.87	47.72	38.33	35.22	32.33	36.63	40.63	All	On Pk
NEMass/Boston	29.55	29.25	27.39	26.07	26.08	29.31	30.38	32.79	32.69	34.49	34.40	34.26	34.20	32.93	32.67	33.05	48.72	66.35	56.20	55.85	47.55	38.02	35.00	32.34	36.65	40.57		
New Hampshire	29.24	28.95	27.14	25.83	25.85	29.03	29.94	32.38	32.28	34.01	33.94	33.82	33.78	32.57	32.24	32.63	47.98	65.28	55.40	55.02	46.77	37.70	34.63	32.02	36.18	40.03		
Maine	28.98	28.63	26.83	25.54	25.59	28.68	29.12	31.35	31.46	33.22	33.10	32.96	32.89	31.69	31.37	31.78	46.50	63.32	53.55	53.19	45.23	36.73	33.82	31.74	35.30	38.89		
Mass Hub	29.57	29.26	27.33	26.01	26.04	29.28	30.33	32.71	32.73	34.54	34.46	34.28	34.20	32.95	32.64	33.05	48.79	66.25	56.12	55.82	47.58	38.12	35.11	32.38	36.65	40.58		
Cleared Load (GW)	11.4	11.2	11.0	11.1	11.2	11.6	12.0	12.7	13.7	14.3	14.5	14.5	14.5	14.2	13.9	14.1	15.9	16.7	16.5	16.1	15.6	14.8	13.5	12.4				



Preliminary Real-Time Prices with Forecasted and Actual System Load

Hour Ending:	1	2	3	4	5	6	7	8	9	10	11	12	13	14	15	16	17	18	19	20	21	22	23	24	Avg. Hr \$				
Connecticut	27.96	29.01	25.97	21.27	27.74	25.44	24.00	20.53	22.47	29.37	32.83	32.90	31.11	28.91	27.30	28.06	36.69	52.03	39.54	41.17	38.15	30.61	37.38	32.81	30.97	33.07	All	On Pk	
NEMass/Boston	28.25	29.28	26.15	21.39	27.91	25.69	24.31	20.76	22.72	29.52	32.73	32.81	31.09	29.05	27.52	28.29	36.97	52.17	39.91	41.37	38.20	30.79	37.68	33.07	31.15	33.22			
New Hampshire	27.99	29.03	25.94	21.20	27.68	25.45	24.02	20.50	22.47	29.22	32.37	32.48	30.75	28.74	27.27	28.06	36.63	51.53	39.46	40.86	37.79	30.49	37.14	32.64	30.82	32.86			
Maine	27.59	28.63	25.40	20.77	27.18	24.97	23.31	19.91	21.91	28.51	31.43	31.50	29.69	27.70	26.34	27.27	35.45	49.62	38.26	39.47	36.62	29.45	35.90	31.95	29.95	31.81			
Mass Hub	28.06	29.12	26.05	21.31	27.81	25.55	24.14	20.61	22.56	29.41	32.70	32.76	31.04	28.96	27.40	28.15	36.76	51.80	39.57	41.09	38.05	30.65	37.52	32.95	31.00	33.06			
DA Forecast Load (GW)	0.00	0.00	0.00	0.00	0.00	0.00	0.00	0.00	0.00	0.00	0.00	0.00	0.00	0.00	0.00	0.00	0.00	0.00	0.00	0.00	0.00	0.00	0.00	0.00	0.00	0.00			
Forecast Error %	#DIV/0!	#DIV/0!	#DIV/0!	#DIV/0!	#DIV/0!	#DIV/0!	#DIV/0!	#DIV/0!	#DIV/0!	#DIV/0!	#DIV/0!	#DIV/0!	#DIV/0!	#DIV/0!	#DIV/0!	#DIV/0!	#DIV/0!	#DIV/0!	#DIV/0!	#DIV/0!	#DIV/0!	#DIV/0!	#DIV/0!	#DIV/0!	#DIV/0!	#DIV/0!	#DIV/0!		





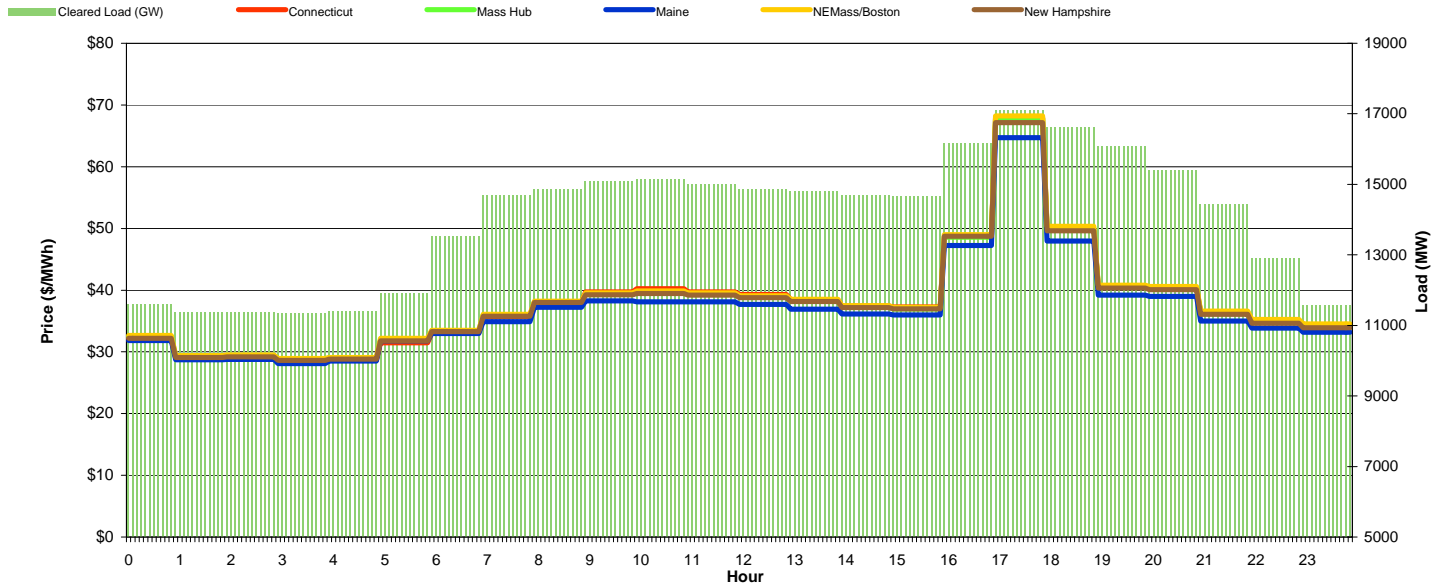
ISO-NE Daily Report

Tuesday December 27, 2011

Price	<=0	>=100	>=200
Forecast Error %	0-4.9%	5-9.9%	>=10%

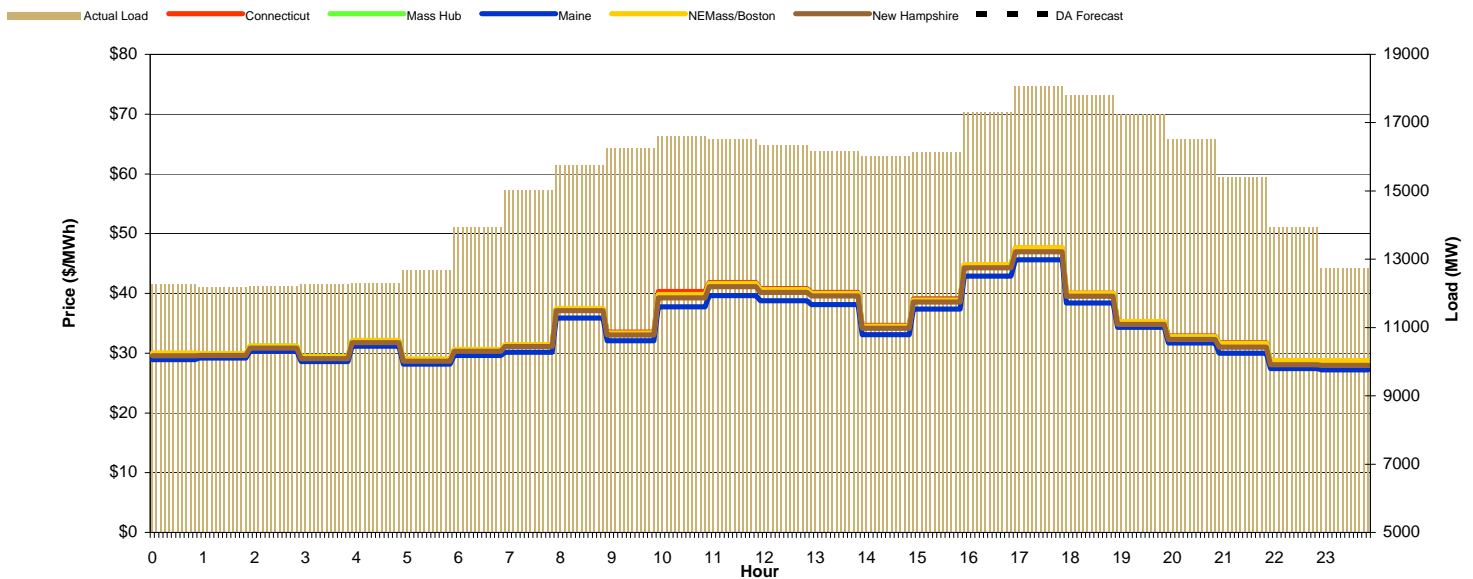
Day-Ahead Prices and Cleared Load

Hour Ending:	1	2	3	4	5	6	7	8	9	10	11	12	13	14	15	16	17	18	19	20	21	22	23	24	Avg. Hr \$			
Connecticut	32.24	28.95	29.04	28.52	28.64	31.45	33.05	35.72	38.10	39.70	40.21	39.69	39.30	38.47	37.42	37.27	48.69	67.91	49.95	40.63	40.40	36.40	34.84	34.16	37.95	41.54	All	On Pk
NEMass/Boston	32.67	29.42	29.49	28.92	29.11	32.18	33.49	36.06	38.23	39.56	39.85	39.57	39.11	38.50	37.49	37.25	49.02	68.21	50.33	40.79	40.58	36.58	35.27	34.55	38.18	41.65		
New Hampshire	32.20	29.09	29.19	28.61	28.83	31.80	33.31	35.78	38.02	39.26	39.44	39.19	38.77	38.15	37.18	36.98	48.73	67.16	49.63	40.34	40.09	36.08	34.63	33.89	37.76	41.21		
Maine	31.82	28.71	28.78	28.12	28.49	31.80	32.96	34.90	37.24	38.26	38.09	38.10	37.71	36.94	36.13	36.00	47.22	64.73	47.98	39.19	38.99	35.02	33.85	33.16	36.84	40.02		
Mass Hub	32.52	29.32	29.41	28.87	29.05	31.96	33.42	36.02	37.98	39.31	39.65	39.28	38.89	38.25	37.27	36.97	48.59	67.87	49.99	40.59	40.38	36.42	35.00	34.24	37.97	41.40		
Cleared Load (GW)	11.6	11.4	11.4	11.3	11.4	11.9	13.5	14.7	14.8	15.1	15.1	15.0	14.9	14.8	14.7	14.6	16.1	17.1	16.6	16.1	15.4	14.4	12.9	11.6				



Preliminary Real-Time Prices with Forecasted and Actual System Load

Hour Ending:	1	2	3	4	5	6	7	8	9	10	11	12	13	14	15	16	17	18	19	20	21	22	23	24	Avg. Hr \$				
Connecticut	29.75	29.74	31.03	29.27	31.98	28.80	30.39	31.18	37.39	33.52	40.30	41.83	40.82	40.17	34.64	39.11	44.70	47.62	40.07	35.25	32.87	31.73	28.55	28.37	34.96	37.48	All	On Pk	
NEMass/Boston	30.06	29.95	31.18	29.42	32.13	29.02	30.63	31.45	37.49	33.37	39.74	41.63	40.61	39.96	34.50	38.82	44.82	47.68	40.08	35.28	32.74	31.59	28.77	28.76	34.99	37.41			
New Hampshire	29.58	29.60	30.82	29.08	31.73	28.67	30.32	31.13	37.11	33.03	39.25	41.13	40.16	39.55	34.18	38.55	44.31	46.97	39.50	34.81	32.28	30.99	28.07	27.95	34.53	36.94			
Maine	28.94	29.17	30.33	28.59	31.18	28.15	29.60	30.15	35.86	32.07	37.76	39.61	38.77	38.15	33.11	37.37	42.87	45.62	38.40	34.33	31.68	30.00	27.40	27.21	33.60	35.82			
Mass Hub	29.93	29.92	31.20	29.44	32.14	28.97	30.56	31.35	37.39	33.31	39.78	41.64	40.65	39.99	34.51	38.85	44.69	47.48	39.95	35.19	32.76	31.63	28.67	28.55	34.94	37.37			
DA Forecast Load (GW)	0.00	0.00	0.00	0.00	0.00	0.00	0.00	0.00	0.00	0.00	0.00	0.00	0.00	0.00	0.00	0.00	0.00	0.00	0.00	0.00	0.00	0.00	0.00	0.00	0.00	0.00			
Forecast Error %	#DIV/0!	#DIV/0!	#DIV/0!	#DIV/0!	#DIV/0!	#DIV/0!	#DIV/0!	#DIV/0!	#DIV/0!	#DIV/0!	#DIV/0!	#DIV/0!	#DIV/0!	#DIV/0!	#DIV/0!	#DIV/0!	#DIV/0!	#DIV/0!	#DIV/0!	#DIV/0!	#DIV/0!	#DIV/0!	#DIV/0!	#DIV/0!	#DIV/0!	#DIV/0!	#DIV/0!		





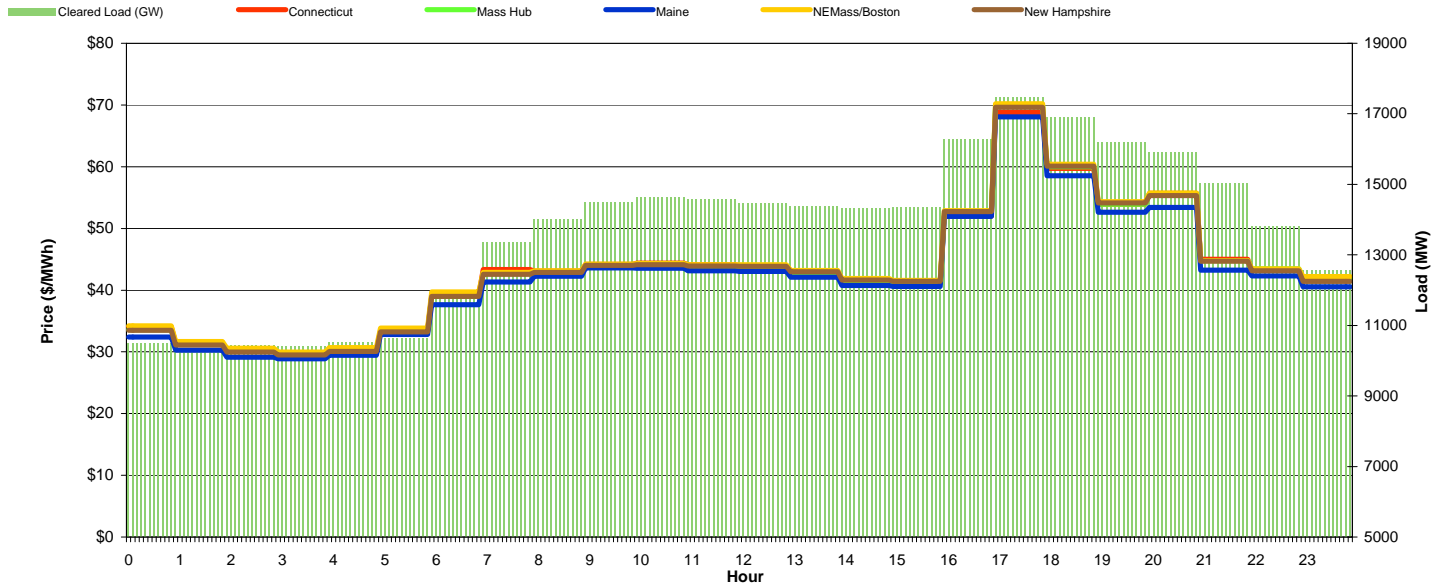
ISO-NE Daily Report

Wednesday December 28, 2011

Price	<=0	>=100	>=200
Forecast Error %	0-4.9%	5-9.9%	>=10%

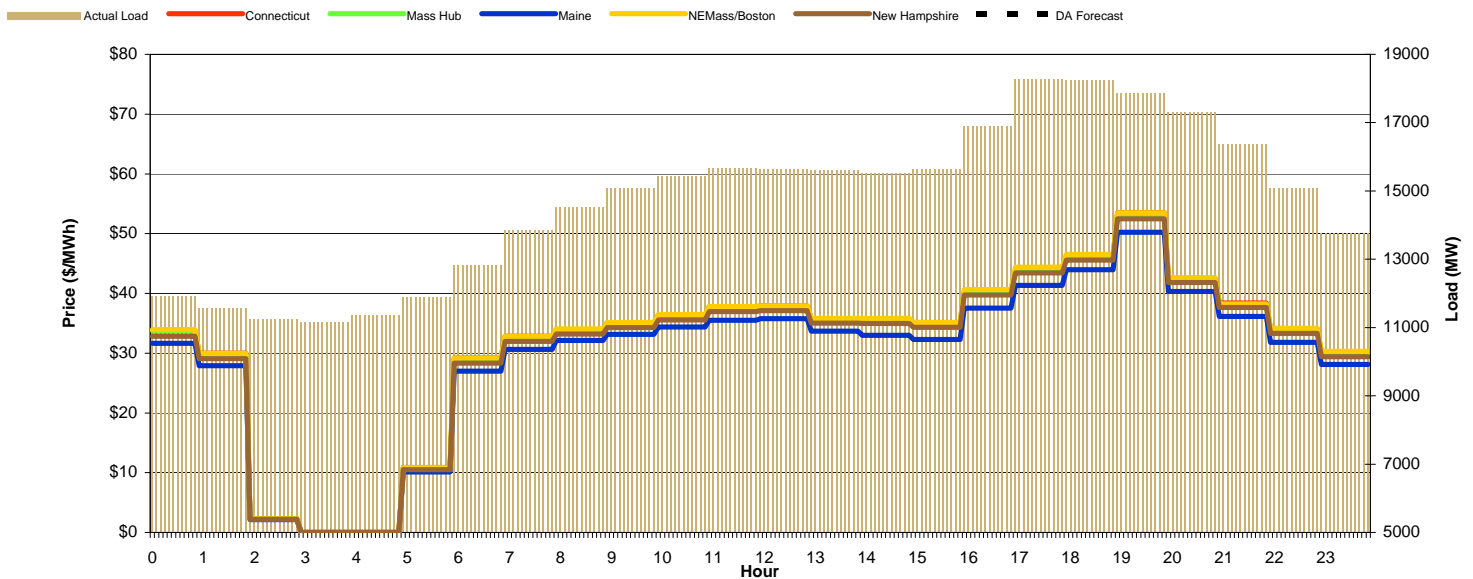
Day-Ahead Prices and Cleared Load

Hour Ending:	1	2	3	4	5	6	7	8	9	10	11	12	13	14	15	16	17	18	19	20	21	22	23	24	Avg. Hr \$		
Connecticut	34.06	31.44	30.24	29.65	30.29	33.42	39.20	43.33	43.09	44.18	44.39	44.11	43.99	43.00	41.56	41.28	51.99	68.81	59.75	53.94	55.68	45.00	43.22	41.53	41.53	43.21	47.96
NEMass/Boston	34.22	31.67	30.60	29.99	30.68	33.87	39.72	42.89	43.14	44.25	44.32	44.11	44.12	43.18	41.89	41.59	52.86	70.21	60.39	54.33	55.76	44.77	43.43	42.22	43.51	48.20	
New Hampshire	33.47	31.10	29.99	29.48	30.07	33.24	38.99	42.56	42.90	44.04	44.14	43.93	43.88	43.00	41.62	41.40	52.72	69.64	60.07	54.12	55.34	44.67	43.15	41.44	43.12	47.95	
Maine	32.43	30.26	29.14	28.87	29.44	32.80	37.66	41.33	42.28	43.60	43.55	43.14	43.05	42.11	40.74	40.60	51.95	68.10	58.56	52.64	53.38	43.25	42.29	40.53	42.15	46.91	
Mass Hub	33.60	31.31	30.41	29.73	30.28	33.20	39.00	42.77	42.72	43.91	44.06	43.85	43.75	42.77	41.40	41.06	52.40	69.96	59.98	53.92	55.59	44.77	43.47	41.85	43.16	47.90	
Cleared Load (GW)	10.5	10.3	10.4	10.4	10.5	10.6	11.8	13.3	14.0	14.5	14.6	14.6	14.5	14.4	14.3	14.4	16.3	17.5	16.9	16.2	15.9	15.0	13.8	12.6			



Preliminary Real-Time Prices with Forecasted and Actual System Load

Hour Ending:	1	2	3	4	5	6	7	8	9	10	11	12	13	14	15	16	17	18	19	20	21	22	23	24	Avg. Hr \$		
Connecticut	33.74	29.97	2.29	0.00	0.00	10.87	29.17	32.84	33.95	35.08	36.43	37.77	37.93	35.70	35.74	35.11	40.26	43.96	46.21	53.52	42.49	38.37	34.08	30.19	31.49	38.72	
NEMass/Boston	33.93	29.99	2.29	0.00	0.00	10.82	29.18	32.81	34.04	35.14	36.44	37.79	37.92	35.84	35.80	35.12	40.62	44.40	46.52	53.52	42.61	38.25	34.14	30.29	31.56	38.81	
New Hampshire	32.85	29.07	2.22	0.00	0.00	10.51	28.34	31.97	33.22	34.27	35.57	36.95	37.09	35.03	34.98	34.34	39.73	43.42	45.57	52.47	41.81	37.64	33.30	29.40	30.82	37.96	
Maine	31.62	27.88	2.13	0.00	0.00	10.14	27.01	30.63	32.12	33.13	34.40	35.52	35.76	33.68	33.01	32.27	37.53	41.35	43.97	50.24	40.30	36.14	31.82	28.11	29.53	36.37	
Mass Hub	33.77	29.93	2.29	0.00	0.00	10.81	29.07	32.72	33.93	35.06	36.38	37.74	37.88	35.72	35.69	35.00	40.34	44.02	46.15	53.25	42.36	38.12	33.98	30.08	31.43	38.65	
DA Forecast Load (GW)	0.00	0.00	0.00	0.00	0.00	0.00	0.00	0.00	0.00	0.00	0.00	0.00	0.00	0.00	0.00	0.00	0.00	0.00	0.00	0.00	0.00	0.00	0.00	0.00			
Forecast Error %	#DIV/0!	#DIV/0!	#DIV/0!	#DIV/0!	#DIV/0!	#DIV/0!	#DIV/0!	#DIV/0!	#DIV/0!	#DIV/0!	#DIV/0!	#DIV/0!	#DIV/0!	#DIV/0!	#DIV/0!	#DIV/0!	#DIV/0!	#DIV/0!	#DIV/0!	#DIV/0!	#DIV/0!	#DIV/0!	#DIV/0!	#DIV/0!			





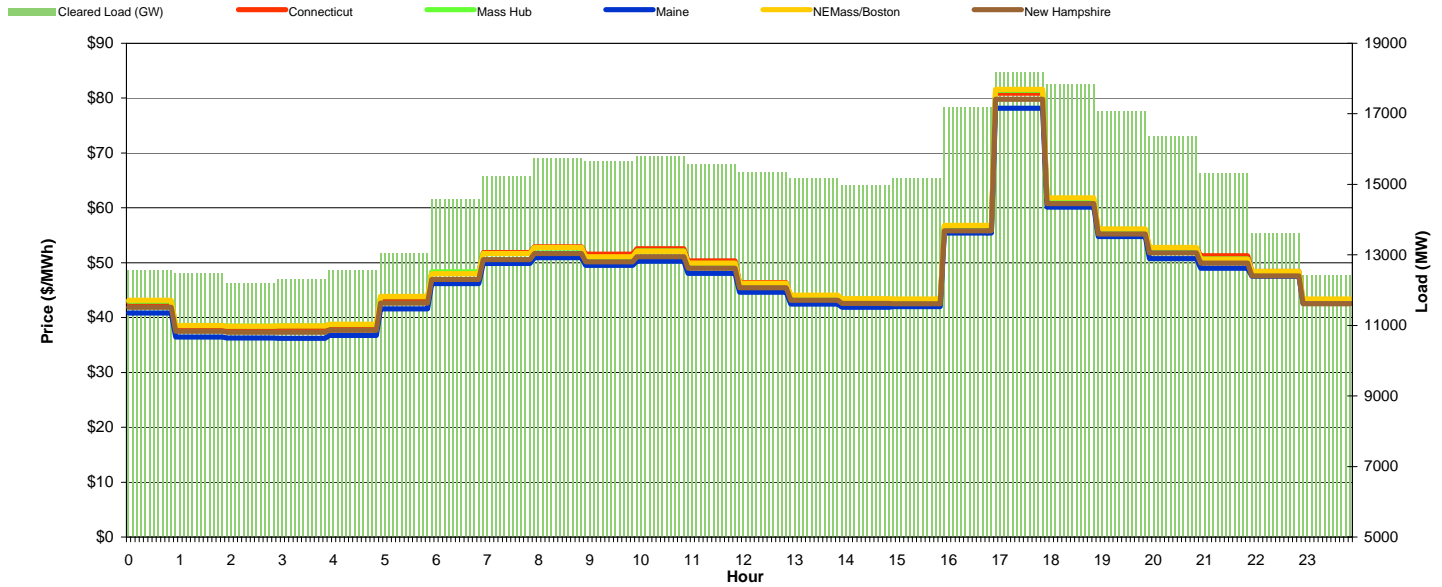
ISO-NE Daily Report

Thursday December 29, 2011

Price	<=0	>=100	>=200
Forecast Error %	0-4.9%	5-9.9%	>=10%

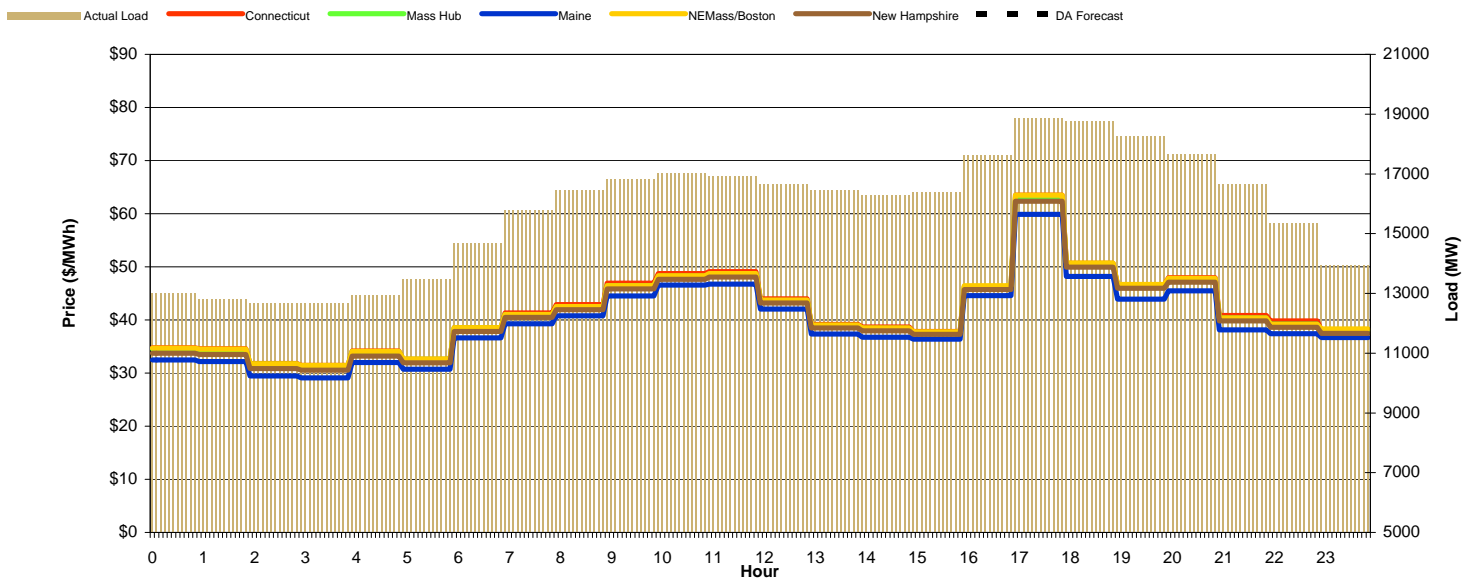
Day-Ahead Prices and Cleared Load

Hour Ending:	1	2	3	4	5	6	7	8	9	10	11	12	13	14	15	16	17	18	19	20	21	22	23	24	Avg. Hr \$			
Connecticut	42.71	38.31	38.16	38.21	38.43	43.29	48.16	51.85	52.90	51.58	52.58	50.31	46.35	43.77	43.11	42.91	56.57	80.90	61.17	55.93	52.67	51.27	48.42	42.73	48.85	52.64	All	On Pk
NEMass/Boston	43.14	38.57	38.45	38.47	38.78	43.86	48.02	51.70	52.78	51.12	52.10	49.90	46.26	44.07	43.47	43.40	56.80	81.58	61.83	56.17	52.80	50.61	48.39	43.42	48.99	52.69		
New Hampshire	41.90	37.49	37.33	37.34	37.70	42.63	46.98	50.55	51.67	50.18	51.12	48.99	45.45	43.19	42.56	42.51	55.84	79.79	60.77	55.23	51.79	49.91	47.60	42.52	47.96	51.70		
Maine	40.84	36.47	36.30	36.23	36.72	41.58	46.17	49.85	50.94	49.52	50.25	48.05	44.62	42.48	41.87	41.98	55.42	78.15	60.15	54.79	50.74	48.97	47.51	42.57	47.17	50.96		
Mass Hub	42.99	38.54	38.42	38.47	38.73	43.83	48.33	51.66	52.66	50.88	52.16	49.88	46.18	43.80	43.18	43.08	56.62	81.40	61.50	55.79	52.59	50.66	48.12	42.92	48.85	52.51		
Cleared Load (GW)	12.6	12.5	12.2	12.3	12.6	13.0	14.6	15.2	15.7	15.7	15.8	15.6	15.3	15.2	15.0	15.2	17.2	18.2	17.8	17.1	16.4	15.3	13.6	12.4				



Preliminary Real-Time Prices with Forecasted and Actual System Load

Hour Ending:	1	2	3	4	5	6	7	8	9	10	11	12	13	14	15	16	17	18	19	20	21	22	23	24	Avg. Hr \$				
Connecticut	34.73	34.59	31.83	31.47	34.14	32.62	38.53	41.35	42.89	46.92	48.75	49.10	43.98	39.17	38.65	37.84	46.26	63.49	50.66	46.62	47.98	40.85	39.81	38.07	41.68	45.27	All	On Pk	
NEMass/Boston	34.72	34.50	31.77	31.44	34.08	32.66	38.58	41.03	42.51	46.46	48.32	48.71	43.74	39.03	38.51	37.77	46.47	63.52	50.72	46.66	47.83	40.38	39.16	38.30	41.54	45.05			
New Hampshire	33.75	33.52	30.85	30.54	33.22	31.93	37.85	40.46	41.90	45.82	47.65	48.10	43.20	38.48	37.94	37.27	45.71	62.35	49.93	45.94	47.09	39.80	38.61	37.50	40.81	44.39			
Maine	32.47	32.16	29.47	29.12	31.98	30.71	36.62	39.25	40.76	44.54	46.57	46.75	42.07	37.32	36.77	36.36	44.55	59.86	48.20	43.91	45.48	38.12	37.43	36.66	39.46	43.00			
Mass Hub	34.55	34.41	31.69	31.35	34.01	32.58	38.48	41.02	42.49	46.42	48.25	48.66	43.66	38.97	38.45	37.66	46.18	63.12	50.39	46.42	47.68	40.36	39.21	38.03	41.42	44.93			
DA Forecast Load (GW)	0.00	0.00	0.00	0.00	0.00	0.00	0.00	0.00	0.00	0.00	0.00	0.00	0.00	0.00	0.00	0.00	0.00	0.00	0.00	0.00	0.00	0.00	0.00	0.00	0.00	0.00			
Forecast Error %	#DIV/0!	#DIV/0!	#DIV/0!	#DIV/0!	#DIV/0!	#DIV/0!	#DIV/0!	#DIV/0!	#DIV/0!	#DIV/0!	#DIV/0!	#DIV/0!	#DIV/0!	#DIV/0!	#DIV/0!	#DIV/0!	#DIV/0!	#DIV/0!	#DIV/0!	#DIV/0!	#DIV/0!	#DIV/0!	#DIV/0!	#DIV/0!	#DIV/0!	#DIV/0!	#DIV/0!		





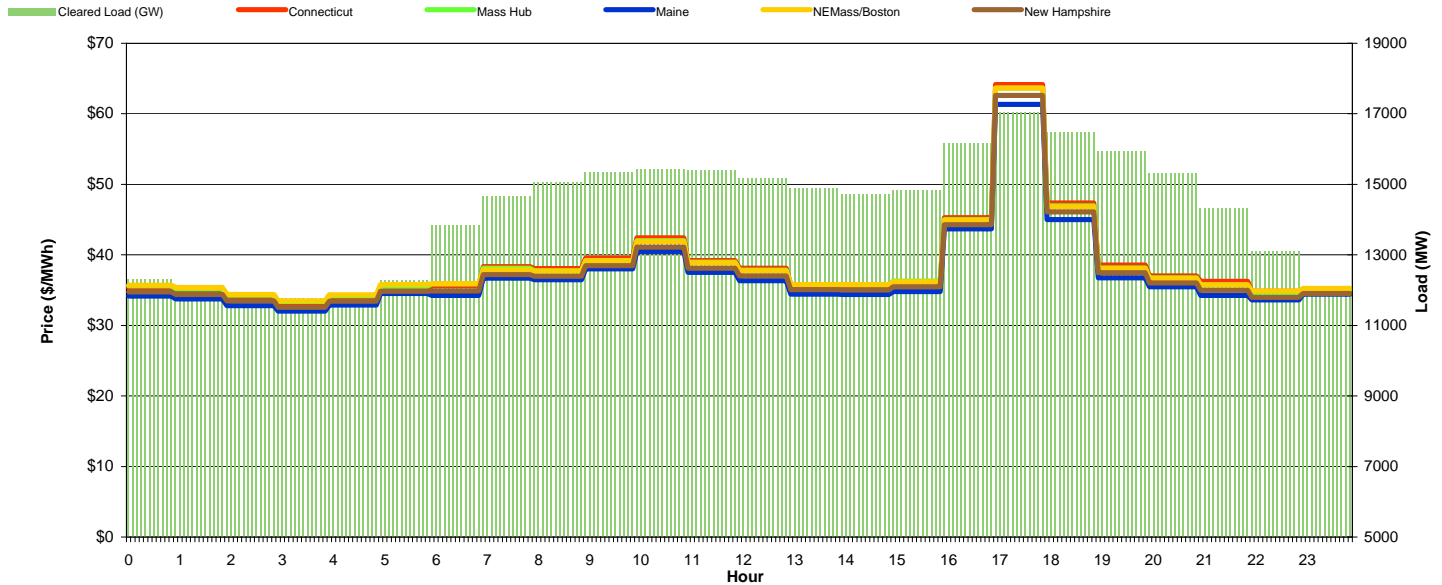
ISO-NE Daily Report

Friday December 30, 2011

Price	<=0	>=100	>=200
Forecast Error %	0-4.9%	5-9.9%	>=10%

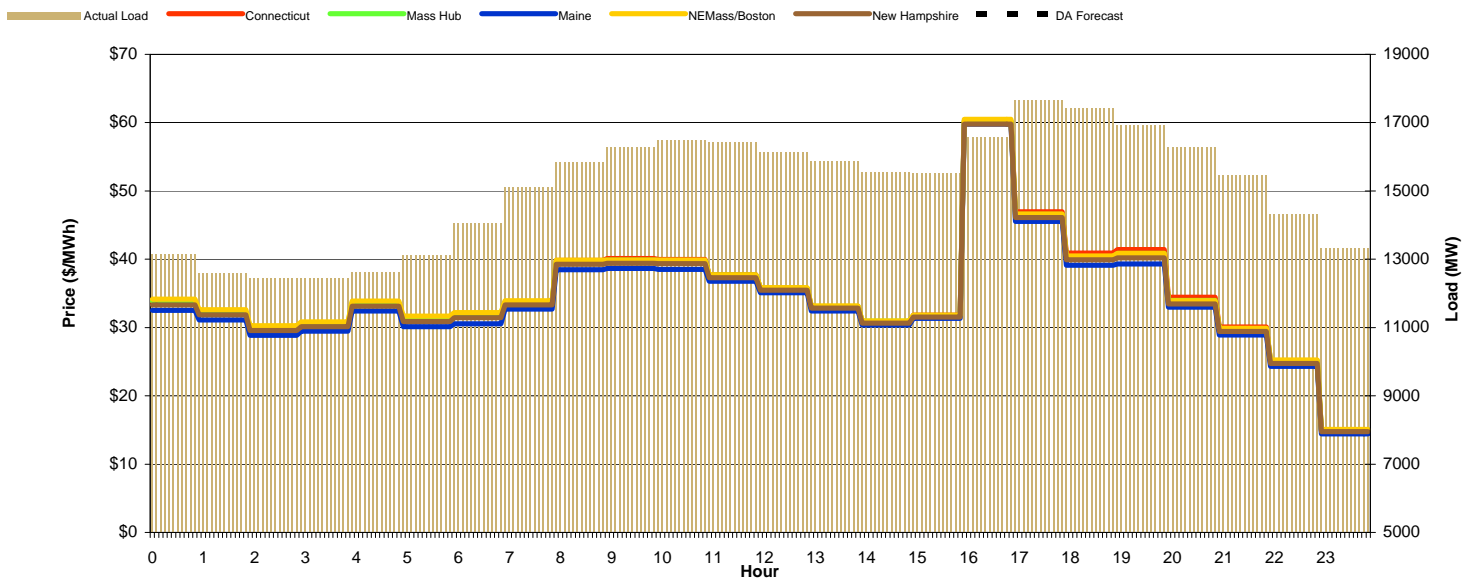
Day-Ahead Prices and Cleared Load

Hour Ending:	1	2	3	4	5	6	7	8	9	10	11	12	13	14	15	16	17	18	19	20	21	22	23	24	Avg. Hr \$			
Connecticut	35.36	34.81	33.84	32.88	33.75	34.96	35.63	38.34	38.07	39.58	42.43	39.18	38.09	35.70	35.65	36.19	45.27	64.15	47.35	38.58	37.00	36.23	34.82	34.87	38.45	40.41	All	On Pk
NEMass/Boston	35.70	35.37	34.38	33.46	34.34	35.80	35.92	37.88	37.70	39.16	41.94	38.89	37.74	35.78	35.81	36.21	44.90	63.67	46.82	38.08	36.65	35.73	34.90	35.24	38.42	40.12		
New Hampshire	34.75	34.41	33.46	32.58	33.44	34.86	34.88	37.21	36.98	38.45	41.11	38.12	37.04	35.07	35.02	35.49	44.26	62.60	46.11	37.46	36.01	34.99	33.97	34.53	37.62	39.37		
Maine	34.14	33.77	32.80	32.03	32.87	34.51	34.26	36.71	36.49	38.03	40.45	37.52	36.34	34.44	34.38	34.78	43.67	61.33	45.00	36.76	35.46	34.26	33.60	34.42	37.00	38.70		
Mass Hub	35.61	35.22	34.30	33.39	34.20	35.56	35.88	38.09	37.76	39.21	42.00	38.98	37.85	35.79	35.76	36.28	45.00	63.66	46.97	38.15	36.73	35.77	34.72	34.96	38.41	40.17		
Cleared Load (GW)	12.3	12.0	11.8	11.8	11.8	12.3	13.8	14.6	15.0	15.3	15.4	15.4	15.2	14.9	14.7	14.8	16.1	17.0	16.5	15.9	15.3	14.3	13.1	12.0				



Preliminary Real-Time Prices with Forecasted and Actual System Load

Hour Ending:	1	2	3	4	5	6	7	8	9	10	11	12	13	14	15	16	17	18	19	20	21	22	23	24	Avg. Hr \$				
Connecticut	33.75	32.07	29.72	30.21	33.28	31.03	31.96	33.61	39.81	40.13	39.98	37.72	35.77	33.08	30.90	31.83	60.22	46.96	40.91	41.44	34.45	30.08	25.09	14.93	34.96	37.62	All	On Pk	
NEMass/Boston	34.15	32.60	30.26	30.82	33.89	31.65	32.20	33.93	39.87	39.86	39.87	37.74	35.84	33.16	30.96	31.82	60.49	46.63	40.47	40.86	33.93	29.91	25.26	15.08	35.05	37.54			
New Hampshire	33.33	31.85	29.58	30.13	33.14	30.88	31.43	33.32	39.27	39.40	39.36	37.31	35.48	32.85	30.66	31.54	59.79	46.11	39.90	40.22	33.47	29.44	24.73	14.74	34.50	37.05			
Maine	32.52	31.09	28.84	29.49	32.43	30.13	30.57	32.69	38.48	38.64	38.52	36.79	35.09	32.43	30.34	31.33	59.78	45.53	39.10	39.33	32.99	28.90	24.33	14.42	33.91	36.52			
Mass Hub	33.87	32.32	30.03	30.58	33.63	31.40	32.05	33.80	39.77	39.85	39.82	37.67	35.77	33.10	30.92	31.78	60.23	46.55	40.40	40.85	33.97	29.86	25.10	14.97	34.93	37.47			
DA Forecast Load (GW)	0.00	0.00	0.00	0.00	0.00	0.00	0.00	0.00	0.00	0.00	0.00	0.00	0.00	0.00	0.00	0.00	0.00	0.00	0.00	0.00	0.00	0.00	0.00	0.00	0.00	0.00			
Forecast Error %	#DIV/0!	#DIV/0!	#DIV/0!	#DIV/0!	#DIV/0!	#DIV/0!	#DIV/0!	#DIV/0!	#DIV/0!	#DIV/0!	#DIV/0!	#DIV/0!	#DIV/0!	#DIV/0!	#DIV/0!	#DIV/0!	#DIV/0!	#DIV/0!	#DIV/0!	#DIV/0!	#DIV/0!	#DIV/0!	#DIV/0!	#DIV/0!	#DIV/0!	#DIV/0!	#DIV/0!		





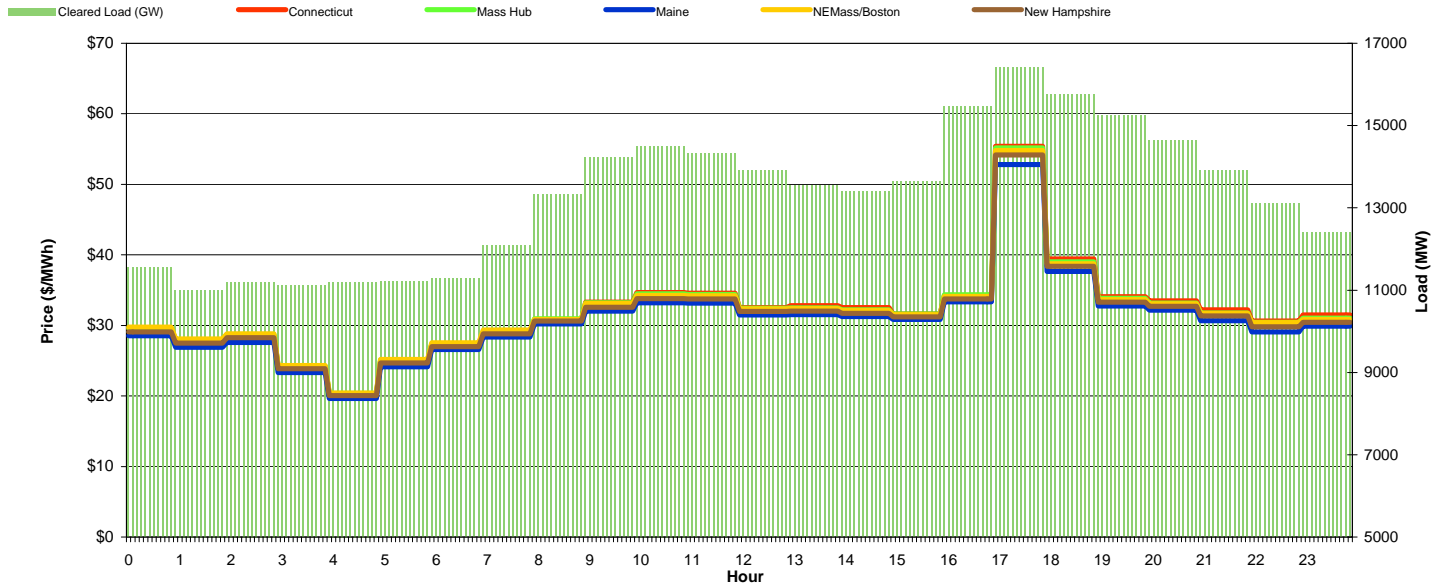
ISO-NE Daily Report

Saturday December 31, 2011

Price	<=0	>=100	>=200
Forecast Error %	0-4.9%	5-9.9%	>=10%

Day-Ahead Prices and Cleared Load

Hour Ending:	1	2	3	4	5	6	7	8	9	10	11	12	13	14	15	16	17	18	19	20	21	22	23	24	Avg. Hr \$			
Connecticut	29.52	27.80	28.58	24.19	20.25	24.97	27.26	28.91	30.80	33.29	34.66	34.59	32.51	32.78	32.51	31.60	34.23	55.41	39.42	34.07	33.48	32.19	30.61	31.50	31.88	34.44	All	On Pk
NEMass/Boston	29.74	28.08	28.79	24.32	20.41	25.19	27.52	29.37	30.87	33.10	34.23	34.19	32.33	32.39	32.13	31.54	34.13	54.78	38.75	33.66	33.06	31.71	30.40	30.85	31.73	34.17	31.50	34.44
New Hampshire	29.06	27.49	28.25	23.88	20.05	24.70	26.99	28.83	30.60	32.57	33.78	33.75	31.98	32.01	31.73	31.20	33.73	54.16	38.39	33.29	32.70	31.33	29.82	30.42	31.28	33.74	31.50	34.44
Maine	28.52	26.89	27.58	23.30	19.63	24.14	26.60	28.34	30.23	32.05	33.22	33.16	31.47	31.51	31.24	30.85	33.33	52.82	37.64	32.77	32.16	30.69	29.09	29.90	30.71	33.16	31.50	34.44
Mass Hub	29.62	27.94	28.72	24.28	20.39	25.08	27.32	29.12	30.93	33.22	34.48	34.39	32.43	32.48	32.22	31.62	34.33	55.18	39.00	33.83	33.18	31.76	30.42	31.02	31.79	34.29	31.50	34.44
Cleared Load (GW)	11.6	11.0	11.2	11.1	11.2	11.2	11.3	12.1	13.3	14.2	14.5	14.3	13.9	13.5	13.4	13.7	15.5	16.4	15.8	15.3	14.6	13.9	13.1	12.4				



Preliminary Real-Time Prices with Forecasted and Actual System Load

Hour Ending:	1	2	3	4	5	6	7	8	9	10	11	12	13	14	15	16	17	18	19	20	21	22	23	24	Avg. Hr \$				
Connecticut	28.87	30.90	28.88	26.04	23.39	1.33	0.00	0.00	21.70	30.39	31.03	32.30	32.24	32.16	31.63	29.81	34.09	43.89	33.77	30.76	28.32	23.34	28.08	29.64	26.36	28.97	All	On Pk	
NEMass/Boston	28.99	31.03	29.02	26.22	23.59	1.34	0.00	0.00	21.90	30.38	30.92	32.23	32.16	32.00	31.53	30.09	34.45	43.65	33.49	30.70	28.34	23.18	27.93	29.57	26.36	28.93	28.97	28.93	
New Hampshire	28.46	30.47	28.52	25.78	23.16	1.31	0.00	0.00	21.57	29.85	30.29	31.67	31.69	31.53	31.05	29.61	33.82	42.89	32.88	30.03	27.70	22.68	27.25	28.77	25.87	28.41	28.41	28.41	
Maine	28.08	30.26	28.24	25.50	22.87	1.28	0.00	0.00	21.21	29.30	29.50	30.96	31.00	30.80	30.34	29.24	33.37	41.79	31.96	29.22	26.95	21.95	26.38	27.74	25.33	27.75	27.75	27.75	
Mass Hub	28.85	30.89	28.92	26.12	23.50	1.34	0.00	0.00	21.78	30.34	30.91	32.23	32.14	32.01	31.51	29.97	34.30	43.64	33.49	30.64	28.25	23.14	27.85	29.45	26.30	28.89	28.89	28.89	
DA Forecast Load (GW)	0.00	0.00	0.00	0.00	0.00	0.00	0.00	0.00	0.00	0.00	0.00	0.00	0.00	0.00	0.00	0.00	0.00	0.00	0.00	0.00	0.00	0.00	0.00	0.00	0.00	0.00			
Forecast Error %	#DIV/0!	#DIV/0!	#DIV/0!	#DIV/0!	#DIV/0!	#DIV/0!	#DIV/0!	#DIV/0!	#DIV/0!	#DIV/0!	#DIV/0!	#DIV/0!	#DIV/0!	#DIV/0!	#DIV/0!	#DIV/0!	#DIV/0!	#DIV/0!	#DIV/0!	#DIV/0!	#DIV/0!	#DIV/0!	#DIV/0!	#DIV/0!	#DIV/0!	#DIV/0!	#DIV/0!		

