

Foreword

“As a law enforcement officer, my fundamental duty is to serve mankind; to safeguard lives and property; to protect the innocent against deception, the weak against oppression or intimidation, and the peaceful against violence and disorder; and to respect the constitutional rights of all persons to liberty, equality, and justice. . . .”

Excerpt from the *Law Enforcement Code of Ethics*

International Association of Chiefs of Police

The duty of serving our Nation as a law enforcement officer can be dangerous. The responsibilities that accompany the charge are vast: arresting suspects, investigating suspicious persons or circumstances, answering disturbance calls, performing traffic pursuits or stops, dealing with mentally deranged assailants, and supervising prisoners in custody, to name a few. Additionally, some officers become victims of ambush attacks simply because of their choice of profession. While serving in the line of duty, 56 law enforcement officers were feloniously killed in 2002. Another 77 officers died as the result of duty-related accidents, and at least 58,066 others were victims of some type of assault. Statistically, these numbers equate to the death of one officer every 66 hours and an assault on an officer every 9 minutes.

Though the information may be distressing, this report is an excellent resource for law enforcement. In addition to the narrative summaries of each of the incidents in which an officer died a felonious death in 2002, this publication provides several statistical tables regarding the time and circumstances surrounding the felonious killings, accidental deaths, and felonious assaults of the nation’s law enforcement officers. Data about the types of weapons used in the commission of felonious murders and assaults of officers are also presented. The law enforcement community may use this information for many reasons, including:

- To assist in the identification of potentially high-risk law enforcement incidents/situations.
- To document and reinforce the need to constantly evaluate, analyze, and modify training.
- To document the weapon types most frequently used to attack law enforcement officers.
- To access victim officer wound location and demonstrate the positive aspects of the use of body armor.
- To document the number of officers slain and draw attention to activity type, type of call for service, and duties being performed at the time of the attack.
- To educate citizens, policy makers, and academicians regarding the risks experienced by law enforcement personnel.

Though the information in this publication does not guarantee officer safety, it does heighten awareness so that law enforcement officers may better protect themselves while carrying out their duties.

**The national Uniform Crime
Reporting (UCR) Program
would like to hear from you.**

The staff at the national UCR Program are continuously striving to improve our publications. We would appreciate it if the primary user of this publication would complete the evaluation form at the end of this book and either mail it to us at the indicated address or fax it to (304) 625-5394.

Contents

Introduction	1
Section I—Law Enforcement Officers Feloniously Killed	5
Tables:	
Table 1	
Region, Geographic Division, and State, 1993–2002	9
Table 2	
Time of Day, 1993-2002	12
Table 3	
Day of Week, 1993-2002	13
Table 4	
Month, 1993-2002	13
Table 5	
Profile of Victim Officers, Age Groups, 1993-2002	14
Table 6	
Profile of Victim Officers, Race and Sex, 1993-2002	14
Table 7	
Profile of Victim Officers, Years of Service, 1993-2002	15
Table 8	
Profile of Victim Officers, 5- and 10-Year Averages, 1983-2002	15
Table 9	
Number Wearing Uniform, Body Armor, and Holster, 1993-2002	16
Table 10	
Type of Holster by Model of Holster, 2002	16
Table 11	
Type of Holster by Model of Holster, 1993-2002	17
Table 12	
Use of Weapon During Incident, 1993-2002	17
Table 13	
Weapon Stolen by Assailant, 1993-2002	18
Table 14	
Number Slain With Own Weapon by Type of Firearm and Size of Ammunition, 1993-2002	18
Table 15	
Population Group of Victim Officer’s Agency by Type of Assignment, 2002	19
Table 16	
Type of Assignment by Time of Day, 2002	19
Table 17	
Type of Assignment by Time of Day, 1993-2002	20
Table 18	
Circumstance at Scene of Incident, 1993-2002	22
Table 19	
Activity at Scene of Incident, 1993-2002	23
Table 20	
Circumstance at Scene of Incident by Region, 2002	24
Table 21	
Circumstance at Scene of Incident by Region, 1993-2002	25
Table 22	
Circumstance at Scene of Incident by Type of Assignment, 2002	26
Table 23	
Activity at Scene of Incident by Type of Assignment, 2002	27
Table 24	
Circumstance at Scene of Incident by Type of Assignment, 1993-2002	28
Table 25	
Activity at Scene of Incident by Type of Assignment, 1993-2002	29
Table 26	
Type of Weapon, 1993-2002	30

Table 27	State and Agency by Type of Weapon, 2002	31
Table 28	Region by Type of Weapon, 2002	34
Table 29	Region by Type of Weapon, 1993-2002	34
Table 30	Circumstance at Scene of Incident by Type of Weapon, 2002	35
Table 31	Circumstance at Scene of Incident by Type of Weapon, 1993-2002	36
Table 32	Number Slain by Type of Firearm and Size of Ammunition, 1993-2002	37
Table 33	Distance Between Victim Officer and Offender, 1993-2002	38
Table 34	Number Slain While Wearing Body Armor by Type of Firearm and Size of Ammunition, 1993-2002	39
Table 35	Location of Fatal Firearm Wounds and Use of Body Armor, 1993-2002	40
Table 36	Point of Entry for Torso Wounds and Use of Body Armor, 1993-2002	40
Table 37	Type of Firearm and Size of Ammunition that Penetrated Body Armor, 1993-2002	41
Table 38	Profile of Known Assailants, Age Groups, 1993-2002	41
Table 39	Profile of Known Assailants, Race and Sex, 1993-2002	42
Table 40	Profile of Known Assailants, 5- and 10-Year Averages, 1983-2002	42
Table 41	Profile of Known Assailants, Status at Time of Incident, 1993-2002	43
Table 42	Profile of Known Assailants, Criminal History, 1993-2002	43
Table 43	Disposition of Known Assailants, 1991-2000	44
Figures:		
	Figure 1, Percent Distribution by Region, 2002	11
	Figure 2, Time of Day, 1993-2002	12
	Figure 3, Circumstance at Scene of Incident, 1993-2002	21
	Figure 4, Weapon Distribution, 1993-2002	33
Summaries of Felonious Incidents 45		
Section I—Law Enforcement Officers Accidentally Killed 57		
Tables		
Table 44	Region, Geographic Division, and State, 1993-2002	59
Table 45	Time of Day, 1993-2002	61
Table 46	Day of Week, 1993-2002	62
Table 47	Month, 1993-2002	62
Table 48	Profile of Victim Officers, Age Groups, 1993-2002	63
Table 49	Profile of Victim Officers, Race and Sex, 1993-2002	63
Table 50	Profile of Victim Officers, Years of Service, 1993-2002	64
Table 51	Profile of Victim Officers, 5- and 10-Year Averages, 1983-2002	64

Table 52	Circumstance at Scene of Incident, 1993-2002	65
Table 53	State and Agency by Circumstance at Scene of Incident, 2002	66
Figure:		
Figure 5,	Time of Day, 1993-2002	61
Section II—Law Enforcement Officers Assaulted		73
Table 2.1	Population Covered and Number of Reporting Agencies by Population Group of Victim Officer’s Agency, 2002	74
Table 54	Region and Geographic Division, 2002	75
Table 55	Population Group of Victim Officer’s Agency, 2002	75
Table 56	Time of Day, Percent Distribution, 1993-2002	76
Table 57	Circumstance at Scene of Incident and Percent Cleared by Population Group, 2002	77
Table 58	Circumstance at Scene of Incident by Type of Assignment, Percent Distribution, 2002	78
Table 59	Number of Assaults and Percent Injured by Type of Weapon, 1993-2002	79
Table 60	Region, Geographic Division, and State by Type of Weapon, 2002	80
Table 61	Population Group of Victim Officer’s Agency by Type of Weapon, 2002	82
Table 62	Circumstance at Scene of Incident by Type of Weapon, Percent Distribution, 2002	83
Section III—Federal Law Enforcement Officers Killed and Assaulted		87
Table 63	Department and Agency by Number of Victims and Known Assailants, 2001-2002	91
Table 64	Department and Agency by Number Killed and Injured, 2002	92
Table 65	Extent of Injury by Type of Weapon, 1998-2002	93
Table 66	Department by Type of Weapon, 1998-2002	94
Table 67	Region, Geographic Division, and State by Type of Weapon, 2002	95
Table 68	Department and Agency by Type of Weapon, 2002	97
Table 69	Department and Agency by Type of Activity, 2002	98
Table 70	Department and Agency by Disposition of Known Assailants, 2002	99
Appendix		101
	Change in Table Organization From Previous Issues	
	<i>Law Enforcement Officers Killed and Assaulted</i> —Section I	
	Officers Feloniously Killed	
	Change in Table Numbers, 2001 Versus 2002	101
	Officers Accidentally Killed	
	Change in Table Numbers, 2001 Versus 2002	101
	<i>Law Enforcement Officers Killed and Assaulted</i> —Section II	
	Officers Assaulted	
	Change in Table Numbers, 2001 Versus 2002	102
	<i>Law Enforcement Officers Killed and Assaulted</i> —Section III	
	Federal Officers Killed and Assaulted	
	Change in Table Numbers, 2001 Versus 2002	102
	Evaluation Form	103

Introduction

In reviewing the tables, charts, and narrative summaries presented in the publication, the reader should be aware of certain features of the Law Enforcement Officers Killed and Assaulted program that affect the interpretation of the data. First, this publication presents tables, charts, and narrative summaries addressing the number of law enforcement officers killed and assaulted in the line of duty. The Law Enforcement Officers Killed and Assaulted program counts victim officers, not the number of incidents or the weapons used. Additionally, the program considers any part of the body that can be used as a weapon such as hands, fists, feet to be personal weapons and designates them as such in the following tables. Readers should also be aware that agencies use different methodologies for collecting and reporting officer killed data and officer assaulted data. Consequently, these two databases are not comparable. Further, the data in the tables of this book are updated yearly; therefore, the UCR Program advises data users to exercise caution when comparing data in this publication with those in prior year's editions of *Law Enforcement Officers Killed and Assaulted*. Finally, readers should note that the tables in the current edition have been reorganized according to subject matter. An appendix in the back of this book provides a correlation between the tables in this report and those in previous editions. To assist readers in locating specific data, the appendix also contains a breakdown by subject matter and tables relating to each subject.

Section I

Law Enforcement Officers Killed

Section I—Law Enforcement Officers Feloniously Killed

Methodology

Section I contains statistics on felonious and accidental deaths of duly sworn local, state, and federal law enforcement officers meeting the following criteria: they are working in an official capacity, they have full arrest powers, they wear a badge (ordinarily), they carry a firearm (ordinarily), and they are paid from governmental funds set aside specifically for payment of sworn law enforcement representatives.

The Uniform Crime Reporting (UCR) Program collects data on officers' deaths from several sources. First, local and state law enforcement agencies participating in the UCR Program notify the national Program of duty-related deaths. Contributors submit preliminary data about any officer killed in the line of duty within their jurisdictions. In addition, FBI field divisions and legal attaché offices report such incidents occurring in the United States and its territories, as well as those incidents in which a United States law enforcement officer dies while assigned to duties in another country. Finally, the Bureau of Justice Assistance, administrator of the Public Safety Officers' Benefits Program, maintains contact throughout the year, supplying the national UCR Program with information regarding officers whose survivors have received benefits. This threefold reporting procedure ensures the validity and completeness of the data.

When the national Program receives notification of a line-of-duty death, the staff sends inquiries through FBI field divisions to the victim officer's employing agency to obtain additional details concerning the circumstances surrounding the incident. Additionally, the national staff furnish the agency with information concerning two federal programs that provide benefits to survivors of federal and nonfederal law enforcement officers killed in the line of duty. The national Program staff also

obtain pertinent criminal history data from the FBI's Interstate Identification Index concerning individuals identified in connection with felonious killings.

The number of officers killed on September 11, 2001, are not included in this publication. Because of the unique nature of the data from this singular event, including these extreme values in rate or trend data would skew data measurements in the UCR Program's analysis.

Overview

During 2002, a total of 56 law enforcement officers were feloniously killed in 26 states and the United States Territory of Puerto Rico. City police departments employed 27 of the fallen officers; county police and sheriff's offices employed 19 officers; state agencies employed 4 of the victims; and federal agencies employed 2. Puerto Rico employed 4 of the victim officers, all of whom were city law enforcement officers. (See Table 27.) Fifty-three separate incidents, one of which occurred in 1993, a second which occurred in 1999, and a third which occurred in 2000, claimed the lives of the 56 officers in 2002. Forty-seven of these incidents were cleared by arrests or by exceptional means.

The 56 officers slain in 2002 were 14 fewer than the 70 fatalities in 2001. Five- and 10-year comparisons show that the number of officers killed in 2002 were 5 fewer than the 61 officers murdered in 1998 and 14 fewer than the 70 officers feloniously slain in 1993. (Based on Table 1.)

Victims

The average age of the 56 law enforcement officers feloniously killed in 2002 was 37. One officer was under the age of 25, and 11 were 25 to 30 years of age. Twenty-eight victim officers were 31 to 40 years old, and 16

were over 40 years in age. (See Table 5.) Forty-eight of the slain officers were male, and 8 were female. Fifty-one officers were white, 4 were black, and 1 was Asian/Pacific Islander. (See Table 6.)

On average, officers feloniously killed in 2002 had 10 years of service. Twelve officers had 1 to 4 years of service, 20 officers had 5 to 10 years of experience, and 23 officers had served over 10 years in law enforcement. Law enforcement experience was not reported for 1 victim. (See Table 7.)

Circumstances Surrounding Deaths

The data collected on the circumstances surrounding officers' deaths in 2002 revealed that 15 were slain in ambush situations, 10 were killed during traffic pursuits or stops, and 10 were killed during arrest situations. A further breakdown of the arrest situations showed that 4 officers were killed by robbery suspects, 3 were involved in drug-related matters, and 3 officers were attempting other arrests. Nine law enforcement officers were slain while answering disturbance calls, 5 of which involved family quarrels and 4 of which involved bar fights, person with firearm, etc. Eight officers were investigating suspicious persons or circumstances at the time of their deaths, and 4 officers were slain by mentally deranged assailants. (See Table 20.)

From 1993 through 2002, 32.2 percent of the officers feloniously killed were involved in arrest situations (burglary or robbery investigations, drug-related matters, etc.), 16.5 percent were investigating suspicious persons or circumstances, and 15.4 percent were responding to disturbance calls. Additionally, 15.3 percent of the fallen officers were involved in traffic pursuits or stops, and 15.1 percent were killed in ambush situations. Data also showed that 3.1 percent of the victim officers

were slain while handling, transporting, or maintaining custody of prisoners, and 2.4 percent of the officers were killed by mentally deranged assailants. (Based on Table 18.)

Types of Assignment

In 2002, 38 of the 56 slain officers were assigned to vehicle patrol. Of these, 32 officers were assigned to one-officer vehicles and 6 were assigned to two-officer vehicles. At the time of the incidents, 1 officer was alone and on foot patrol. Twelve victim officers were assigned to other duties (undercover, special assignments, etc.), and of these, 2 were alone and unassisted. Five officers were off duty but acting in an official capacity when killed. (See Table 22.)

In the 10-year period, 1993 through 2002, most of the victim officers, 63.5 percent, were assigned to vehicle patrol at the time of the felonious incidents that led to their deaths. Data also showed that 20.9 percent of the fallen officers were performing other duties (special assignments, detective work, undercover assignments, etc.) when slain. During the decade, 13.2 percent of the total victim officers were acting in an official capacity though off duty at the time of their fatal incidents. Data collected regarding the officers' assignments also revealed that during the 10-year period, 46.8 percent of the 404 vehicle patrol officers were alone and unassisted when they were killed, 8 of the 15 (53.3 percent) foot patrol officers were alone and unassisted, and 27.8 percent of the 133 victim officers who were performing other types of assignments were alone and unassisted. (Based on Table 24.)

Weapons

Weapons data reported to the national Program in 2002 showed that firearms were used in 51 of the 56 officer murders. Handguns were used in 38 of the killings, and 11 of these were committed using 9 mm handguns. Rifles were used in 10 officer slayings, and

shotguns were used in 3 of the murders. In addition to those victims killed by firearms, 4 officers were intentionally struck by vehicles, and 1 officer was stabbed to death with a knife. (See Tables 26, 27, and 32.)

From 1993 through 2002, 636 officers were killed in the line of duty. Of that number, 591 officers were killed with firearms, and 443 of those victims were killed with handguns. In addition, 9 officers were killed with bombs, 8 officers with knives or other cutting instruments, 3 with personal weapons (hands, fists, feet, etc.), and 25 officers were murdered with other weapons (vehicles, blunt objects, etc.). During that same 10-year period, 46 of the officers killed with firearms were slain with their own weapons. (See Tables 14 and 26.) Furthermore, during that 10-year period, 136 of the 636 officers feloniously killed fired their service weapons during the incident. In addition, assailants stole the service weapons from 97 of the victim officers. (See Tables 12 and 13.)

Among the 51 officers who were killed by firearms in 2002, 25 victim officers were within 5 feet and 9 were within 6 to 10 feet of their attackers. Eight officers were within 11 to 20 feet of their assailants, 3 officers were within 21 to 50 feet, and 4 victims were over 50 feet from their attackers. The distance between victim and attacker was not provided for 2 officers. (See Table 33.)

Body Armor

In 2002, 34 of the 51 officers killed in the line of duty by a firearm were wearing body armor at the time of their deaths. Twenty-one of the officers who were wearing body armor died as a result of head wounds, 11 died from wounds to the upper torso, and 2 received fatal wounds below the waist. (See Table 35.) Of the 11 victims with upper torso injuries, 3 died as a result of bullets entering through the armhole or shoulder area of the vest, 3 died when bullets entered above the vest, and 3 were struck below the protective

vest. One officer died from a bullet that entered between the side panels of the vest, and 1 officer died as a result of a .30-30 caliber bullet penetrating the body armor. (See Tables 36 and 37.)

Places

Regionally, 25 of the 56 felonious deaths reported to the national Program in 2002 occurred in the South. Twelve line-of-duty deaths occurred in the Midwest, 9 in the West, and 5 in the Northeast. Five victim officers were killed in the U.S. Territory of Puerto Rico.

For the 10-year period between 1993 and 2002, the South experienced 278 officer deaths; the West, 130 officer slayings; the Midwest, 116 murders; and the Northeast, 63 slain officers. Forty-nine officers were slain in the U.S. Territories during this 10-year period. (See Table 1.)

Times

In 2002, the greatest number of officers, 9, were killed in incidents that occurred between 8:01 p.m. and 10 p.m. Eight officers were killed in incidents that occurred between the hours of 4:01 p.m. and 6 p.m. One officer was killed between the hours 4:01 a.m. and 6 a.m., the time in which the fewest number of officers were killed.

During the past decade, the majority, 14.5 percent, of officers feloniously killed in the line of duty were attacked between 8:01 p.m. and 10 p.m. The fewest, 3.8 percent, were feloniously assaulted between 6:01 a.m. and 8 a.m. (Based on Table 2.)

A breakdown of 2002 data by day of the week showed that more officers, 11 of the 56 officers feloniously killed, received fatal injuries on Monday than on any other day of the week. The fewest number of officers, 6, were fatally attacked on Wednesday. During the 10-year span 1993 through 2002, the majority of officers, 110, were attacked on Friday. For the same 10-year period, Sunday was the least likely day for a felonious attack (69 fatal attacks). (See Table 3.)

A review of the 2002 data by month revealed that August was the month in which the greatest number of officers, 9, were killed, followed by January and November in which 8 officers were feloniously killed in each month. The fewest number of officers, 1, were feloniously killed in June. In the 10-year period, 1993 through 2002, more officers, 63, were killed in August than in any other month. The fewest number of officers, 42, were feloniously killed in June. (See Table 4.)

Alleged Assailants

The 56 officers who were killed in 2002 lost their lives in 53 separate incidents.

Sixty-one assailants were identified in connection with those incidents. Of the 61 identified suspects, 45 were arrested, 8 were justifiably killed by persons other than the victim officer, and 4 of the assailants committed suicide. Three assailants were justifiably killed by the victim officer, and 1 assailant remains at large at the time of publication. Seven offenders remain unidentified.

Of the 61 identified suspects, 59 were male and 2 were female. Regarding the race of the assailants, 37 were white and 24 were black. The average age of the assailants was 32 years. Two of the assailants were under 18 years of age, 24 were 18 to 24 years of age, 10 were 25 to 30 years of age, 12 were 31 to 40 years of

age, and 13 were over the age of 40. (See Tables 38 and 39.)

For 2002, a review of the criminal histories of the 61 known assailants revealed that 48 had prior criminal arrests, 36 had been convicted on a prior criminal charge, and 18 of the suspects had been previously arrested for a violent crime. Two assailants had prior arrests for murder. Thirty-one of the suspects had received parole or probation for prior criminal charges, 28 had prior arrests for drug law violations, 19 had been arrested for weapons violations, and 10 assailants had prior arrests for assaulting an officer or resisting arrest. (See Table 42.)

Table 1**Law Enforcement Officers Feloniously Killed¹**

Region, Geographic Division, and State, 1993–2002

<i>Area</i>	<i>Total</i>	<i>1993</i>	<i>1994</i>	<i>1995</i>	<i>1996</i>	<i>1997</i>	<i>1998</i>	<i>1999</i>	<i>2000</i>	<i>2001</i>	<i>2002</i>
Total	636	70	80	74	61	71	61	42	51	70	56
NORTHEAST	63	9	12	8	10	8	3	5	0	3	5
New England	14	1	6	1	0	3	0	2	0	0	1
Connecticut	1	0	0	0	0	0	0	1	0	0	0
Maine	0	0	0	0	0	0	0	0	0	0	0
Massachusetts	8	1	4	1	0	0	0	1	0	0	1
New Hampshire	4	0	1	0	0	3	0	0	0	0	0
Rhode Island	1	0	1	0	0	0	0	0	0	0	0
Vermont	0	0	0	0	0	0	0	0	0	0	0
Middle Atlantic	49	8	6	7	10	5	3	3	0	3	4
New Jersey	11	1	2	3	0	2	0	2	0	1	0
New York	22	3	3	2	6	3	3	0	0	0	2
Pennsylvania	16	4	1	2	4	0	0	1	0	2	2
MIDWEST	116	11	16	8	15	11	10	6	13	14	12
East North Central	85	8	11	5	10	9	8	4	8	12	10
Illinois	19	1	1	2	2	1	1	2	1	6	2
Indiana	16	4	1	0	0	4	2	1	2	2	0
Michigan	17	1	3	1	1	0	2	1	2	3	3
Ohio	21	2	2	1	5	4	1	0	2	1	3
Wisconsin	12	0	4	1	2	0	2	0	1	0	2
West North Central	31	3	5	3	5	2	2	2	5	2	2
Iowa	0	0	0	0	0	0	0	0	0	0	0
Kansas	8	0	0	2	1	1	1	1	1	1	0
Minnesota	8	1	2	0	2	1	0	0	1	0	1
Missouri	11	0	3	0	1	0	1	1	3	1	1
Nebraska	2	1	0	1	0	0	0	0	0	0	0
North Dakota	2	1	0	0	1	0	0	0	0	0	0
South Dakota	0	0	0	0	0	0	0	0	0	0	0
SOUTH	278	31	24	32	24	32	29	20	32	29	25
South Atlantic	128	14	14	10	11	14	16	10	15	13	11
Delaware	0	0	0	0	0	0	0	0	0	0	0
District of Columbia	13	2	3	2	0	3	2	0	0	1	0
Florida	18	3	0	2	4	1	5	0	1	1	1
Georgia	27	1	3	2	3	2	2	5	6	2	1
Maryland	13	1	0	2	0	1	0	0	3	3	3
North Carolina	26	4	2	2	2	5	2	3	2	4	0
South Carolina	16	1	1	0	2	2	1	1	2	1	5
Virginia	12	1	5	0	0	0	3	1	0	1	1
West Virginia	3	1	0	0	0	0	1	0	1	0	0
East South Central	55	3	7	6	3	11	7	3	3	6	6
Alabama	13	1	3	2	1	2	2	0	0	0	2
Kentucky	8	1	0	0	0	1	2	1	0	2	1
Mississippi	18	1	3	1	0	5	3	1	0	3	1
Tennessee	16	0	1	3	2	3	0	1	3	1	2
West South Central	95	14	3	16	10	7	6	7	14	10	8
Arkansas	11	1	0	3	1	3	1	0	1	0	1
Louisiana	17	4	0	3	4	1	0	0	3	0	2

Table 1**Law Enforcement Officers Feloniously Killed¹**

Region, Geographic Division, and State, 1993-2002—Continued

<i>Area</i>	<i>Total</i>	<i>1993</i>	<i>1994</i>	<i>1995</i>	<i>1996</i>	<i>1997</i>	<i>1998</i>	<i>1999</i>	<i>2000</i>	<i>2001</i>	<i>2002</i>
West South Central—Continued											
Oklahoma	13	1	0	8	1	0	0	2	0	1	0
Texas	54	8	3	2	4	3	5	5	10	9	5
WEST	130	11	19	23	6	15	14	11	4	18	9
Mountain											
Arizona	17	1	1	5	1	1	1	3	1	1	2
Colorado	8	0	2	3	0	1	1	0	0	1	0
Idaho	5	0	1	0	0	1	1	0	0	2	0
Montana	1	0	1	0	0	0	0	0	0	0	0
Nevada	6	1	0	2	0	1	1	0	0	1	0
New Mexico	6	0	2	0	0	1	0	1	0	2	0
Utah	5	1	1	0	0	0	0	0	0	2	1
Wyoming	1	0	0	1	0	0	0	0	0	0	0
Pacific											
Alaska	6	0	0	0	1	1	1	1	0	2	0
California	62	8	9	11	4	7	7	4	2	6	4
Hawaii	1	0	0	0	0	0	0	1	0	0	0
Oregon	3	0	0	0	0	1	1	0	0	0	1
Washington	9	0	2	1	0	1	1	1	1	1	1
U.S. TERRITORIES	49	8	9	3	6	5	5	0	2	6	5
American Samoa	0	0	0	0	0	0	0	0	0	0	0
Guam	0	0	0	0	0	0	0	0	0	0	0
Mariana Islands	1	0	0	1	0	0	0	0	0	0	0
Puerto Rico	48	8	9	2	6	5	5	0	2	6	5
U.S. Virgin Islands	0	0	0	0	0	0	0	0	0	0	0

¹The 72 deaths that resulted from the events of September 11, 2001, are not included in this table.

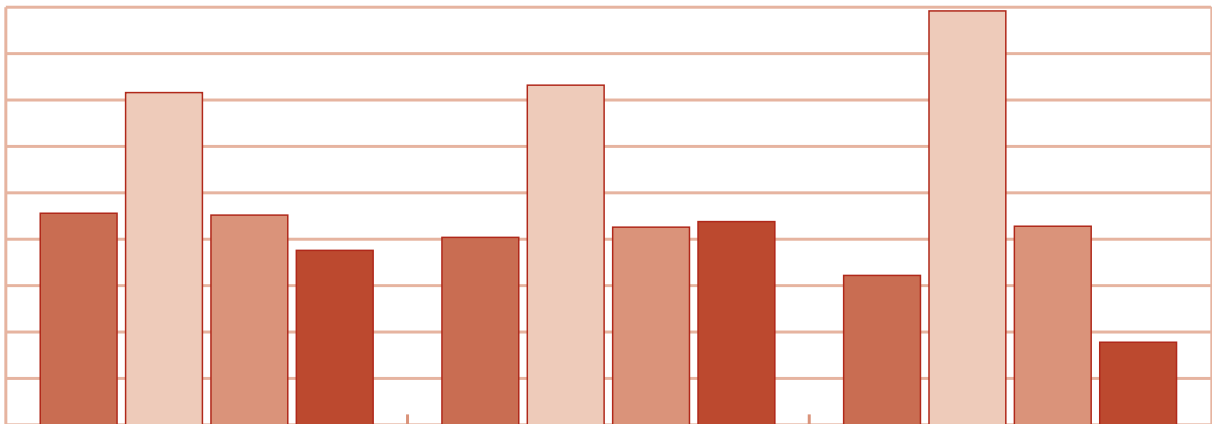
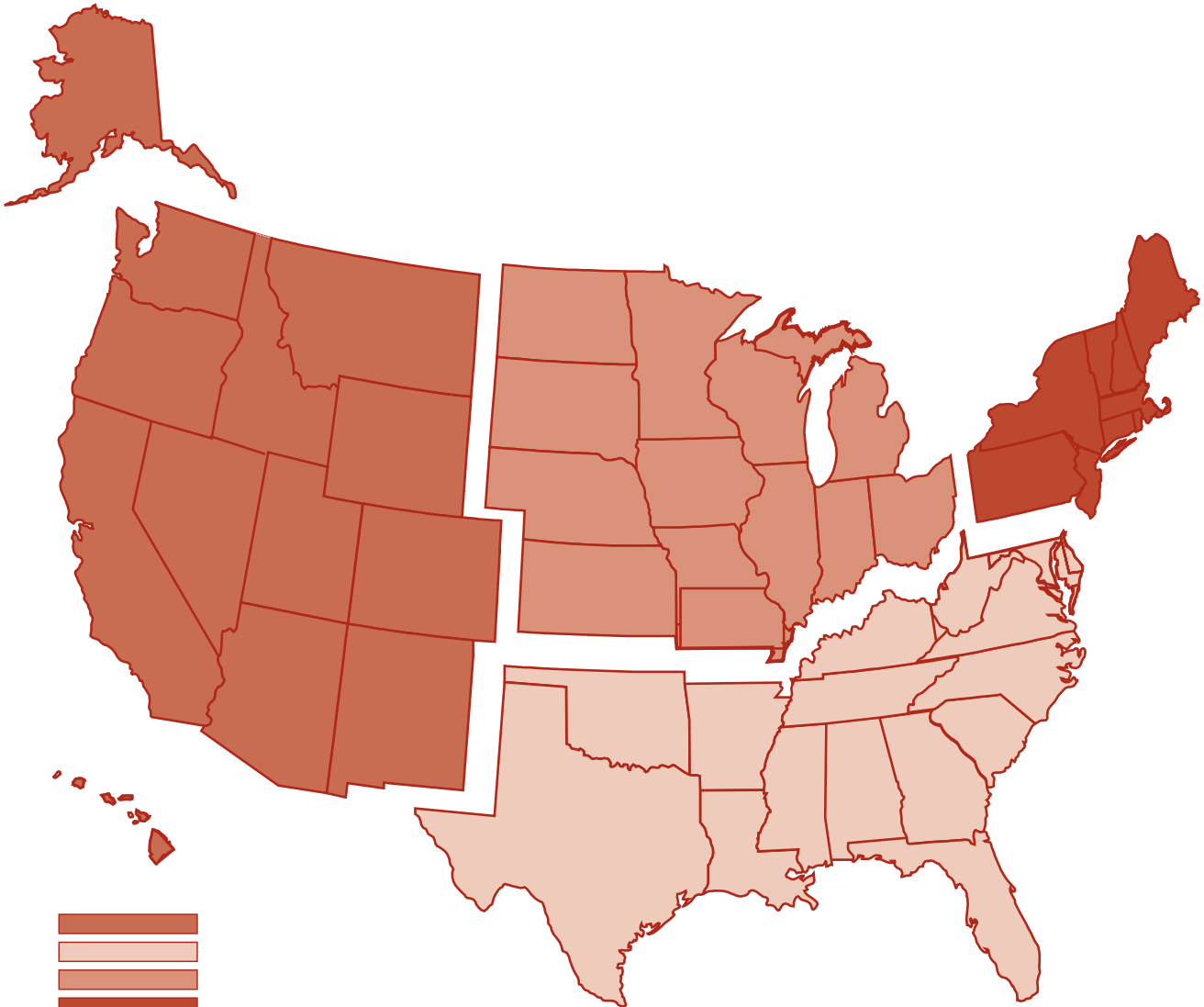


Table 2**Law Enforcement Officers Feloniously Killed¹**

Time of Day, 1993-2002

<i>Time</i>	<i>Total</i>	<i>1993</i>	<i>1994</i>	<i>1995</i>	<i>1996</i>	<i>1997</i>	<i>1998</i>	<i>1999</i>	<i>2000</i>	<i>2001</i>	<i>2002</i>
Total	636	70	80	74	61	71	61	42	51	70	56
A.M.											
12:01 - 2	77	13	9	9	7	7	7	5	10	6	4
2:01 - 4	46	5	8	5	5	5	2	2	2	6	6
4:01 - 6	29	2	7	6	0	6	0	1	1	5	1
6:01 - 8	24	0	3	3	3	1	6	1	1	4	2
8:01 - 10	46	6	5	11	4	4	5	3	0	4	4
10:01 - Noon	39	3	8	2	3	3	5	4	4	5	2
P.M.											
12:01 - 2	51	5	3	2	5	14	5	3	6	3	5
2:01 - 4	53	4	9	7	3	6	6	5	7	2	4
4:01 - 6	48	3	6	4	7	5	4	5	4	2	8
6:01 - 8	48	4	9	2	4	2	2	2	5	12	6
8:01 - 10	92	8	7	11	10	8	10	8	7	14	9
10:01 - Midnight	80	17	6	12	7	10	9	3	4	7	5
Time not reported	3	0	0	0	3	0	0	0	0	0	0

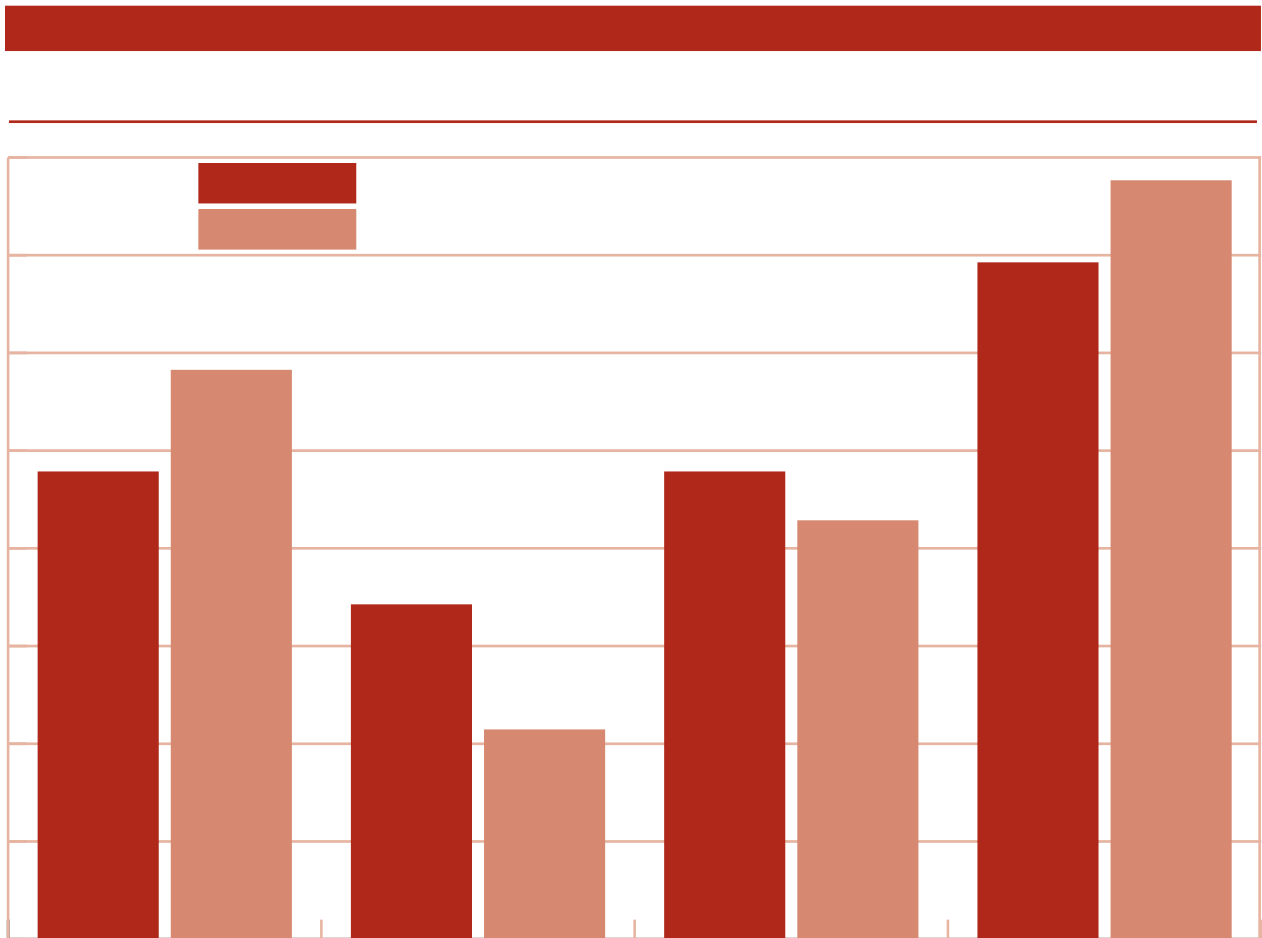
¹The 72 deaths that resulted from the events of September 11, 2001, are not included in this table.

Table 3**Law Enforcement Officers Feloniously Killed¹**

Day of Week, 1993-2002

<i>Day</i>	<i>Total</i>	<i>1993</i>	<i>1994</i>	<i>1995</i>	<i>1996</i>	<i>1997</i>	<i>1998</i>	<i>1999</i>	<i>2000</i>	<i>2001</i>	<i>2002</i>
Total	636	70	80	74	61	71	61	42	51	70	56
Sunday	69	10	8	7	5	9	5	4	6	8	7
Monday	81	7	12	11	7	6	7	3	11	6	11
Tuesday	97	8	18	12	7	7	16	6	3	12	8
Wednesday	102	14	10	17	6	15	11	5	7	11	6
Thursday	94	13	7	10	12	11	7	7	9	10	8
Friday	110	10	18	9	12	13	10	9	7	14	8
Saturday	83	8	7	8	12	10	5	8	8	9	8

¹The 72 deaths that resulted from the events of September 11, 2001, are not included in this table.**Table 4****Law Enforcement Officers Feloniously Killed¹**

Month, 1993-2002

<i>Month</i>	<i>Total</i>	<i>1993</i>	<i>1994</i>	<i>1995</i>	<i>1996</i>	<i>1997</i>	<i>1998</i>	<i>1999</i>	<i>2000</i>	<i>2001</i>	<i>2002</i>
Total	636	70	80	74	61	71	61	42	51	70	56
January	58	3	6	4	11	6	9	4	4	3	8
February	53	12	10	3	3	8	1	3	3	7	3
March	54	6	4	5	7	6	3	6	6	7	4
April	58	4	5	20	1	9	4	5	3	3	4
May	52	4	5	7	6	5	9	3	2	6	5
June	42	6	8	2	2	1	7	3	6	6	1
July	54	6	2	5	9	4	7	3	5	8	5
August	63	6	8	9	2	9	6	1	4	9	9
September	50	0	10	6	7	7	4	1	4	7	4
October	59	10	5	7	7	8	2	9	6	3	2
November	44	4	9	3	2	4	5	1	2	6	8
December	49	9	8	3	4	4	4	3	6	5	3

¹The 72 deaths that resulted from the events of September 11, 2001, are not included in this table.

Table 5**Law Enforcement Officers Feloniously Killed¹**

Profile of Victim Officers, Age Groups, 1993-2002

<i>Victim officers</i>	<i>Total</i>	<i>1993</i>	<i>1994</i>	<i>1995</i>	<i>1996</i>	<i>1997</i>	<i>1998</i>	<i>1999</i>	<i>2000</i>	<i>2001</i>	<i>2002</i>
Total	636	70	80	74	61	71	61	42	51	70	56
Age											
Under 25 years	42	4	8	6	3	1	7	1	5	6	1
25 - 30 years	173	26	20	19	20	20	18	10	12	17	11
31 - 40 years	234	23	30	18	22	26	17	23	19	28	28
Over 40 years	183	16	22	31	13	24	19	8	15	19	16
Age not reported	4	1	0	0	3	0	0	0	0	0	0
Average years of age	36	34	36	38	35	37	35	36	37	37	37

¹The 72 deaths that resulted from the events of September 11, 2001, are not included in this table.**Table 6****Law Enforcement Officers Feloniously Killed¹**

Profile of Victim Officers, Race and Sex, 1993-2002

<i>Victim officers</i>	<i>Total</i>	<i>1993</i>	<i>1994</i>	<i>1995</i>	<i>1996</i>	<i>1997</i>	<i>1998</i>	<i>1999</i>	<i>2000</i>	<i>2001</i>	<i>2002</i>
Total	636	70	80	74	61	71	61	42	51	70	56
Race											
White	536	60	67	62	47	57	53	37	40	62	51
Black	84	10	12	9	9	11	7	3	11	8	4
Asian/Pacific Islander	9	0	1	2	2	2	1	0	0	0	1
American Indian/Alaskan Native	5	0	0	1	1	1	0	2	0	0	0
Race not reported	2	0	0	0	2	0	0	0	0	0	0
Sex											
Male	605	66	77	73	59	71	55	39	50	67	48
Female	31	4	3	1	2	0	6	3	1	3	8

¹The 72 deaths that resulted from the events of September 11, 2001, are not included in this table.

Table 7**Law Enforcement Officers Feloniously Killed¹**

Profile of Victim Officers, Years of Service, 1993-2002

<i>Victim officers</i>	<i>Total</i>	<i>1993</i>	<i>1994</i>	<i>1995</i>	<i>1996</i>	<i>1997</i>	<i>1998</i>	<i>1999</i>	<i>2000</i>	<i>2001</i>	<i>2002</i>
Total	636	70	80	74	61	71	61	42	51	70	56
Years of service											
Less than 1 year	32	2	8	9	2	4	2	1	3	1	0
1 - 4 years	168	24	16	15	23	11	20	11	17	19	12
5 - 10 years	198	17	26	20	18	34	16	16	11	20	20
Over 10 years	226	24	29	30	14	20	22	14	20	30	23
Years of service not reported	12	3	1	0	4	2	1	0	0	0	1
Average years of service	10	9	10	10	8	10	10	9	9	11	10

¹The 72 deaths that resulted from the events of September 11, 2001, are not included in this table.**Table 8****Law Enforcement Officers Feloniously Killed¹**

Profile of Victim Officers, 5- and 10-Year Averages, 1983-2002

<i>Victim officers</i>	<i>2002</i>	<i>5-year averages</i>		<i>10-year averages</i>	
		<i>1993-1997</i>	<i>1998-2002</i>	<i>1993-2002</i>	<i>1983-1992</i>
Average					
Age (years)	37	36	36	36	36
Service (years)	10	9	10	10	9
Height	5'10"	5'11"	5'11"	5'11"	5'11"

¹The 72 deaths that resulted from the events of September 11, 2001, are not included in this table.

Table 9**Law Enforcement Officers Feloniously Killed¹**

Number Wearing Uniform, Body Armor, and Holster, 1993-2002

	<i>Total</i>	<i>1993</i>	<i>1994</i>	<i>1995</i>	<i>1996</i>	<i>1997</i>	<i>1998</i>	<i>1999</i>	<i>2000</i>	<i>2001</i>	<i>2002</i>
Total	636	70	80	74	61	71	61	42	51	70	56
Number wearing uniform	463	56	48	49	44	51	48	31	41	48	47
Wearing body armor											
In uniform	308	38	33	30	28	25	34	24	30	31	35
Not in uniform	33	1	3	4	4	4	1	3	1	10	2
Wearing holster											
In uniform	445	51	46	46	44	49	48	29	39	48	45
Not in uniform	86	4	12	9	9	12	9	8	3	15	5

¹The 72 deaths that resulted from the events of September 11, 2001, are not included in this table.**Table 10****Law Enforcement Officers Feloniously Killed**

Type of Holster by Model of Holster, 2002

<i>Holster</i>	<i>Total</i>	<i>Type</i>				<i>Not Reported</i>
		<i>Crossdraw</i>	<i>Sidedraw</i>	<i>Shoulder</i>	<i>Other</i>	
Total	50	1	45	0	3	1
Model						
Strapover	3	0	3	0	0	0
Thumb release	43	1	38	0	3	1
Flaptop	0	0	0	0	0	0
Other	4	0	4	0	0	0
Model not reported	0	0	0	0	0	0

Table 11**Law Enforcement Officers Feloniously Killed¹**

Type of Holster by Model of Holster, 1993-2002

<i>Holster</i>	<i>Total</i>	<i>Type</i>				<i>Not Reported</i>
		<i>Crossdraw</i>	<i>Sidedraw</i>	<i>Shoulder</i>	<i>Other</i>	
Total	531	3	512	4	11	1
Model						
Strapover	54	1	50	2	1	0
Thumb release	418	2	406	2	7	1
Flaptop	3	0	2	0	1	0
Other	21	0	21	0	0	0
Model not reported	35	0	33	0	2	0

¹The 72 deaths that resulted from the events of September 11, 2001, are not included in this table.**Table 12****Law Enforcement Officers Feloniously Killed¹**

Use of Weapon During Incident, 1993-2002

	<i>Total</i>	<i>1993</i>	<i>1994</i>	<i>1995</i>	<i>1996</i>	<i>1997</i>	<i>1998</i>	<i>1999</i>	<i>2000</i>	<i>2001</i>	<i>2002</i>
Total	636	70	80	74	61	71	61	42	51	70	56
Fired own weapon	136	13	20	13	13	22	10	8	13	12	12
Attempted to use own weapon	103	13	12	12	11	6	11	8	4	16	10
Did not use or attempt to use own weapon	346	44	48	49	26	38	31	20	28	37	25
Not reported	51	0	0	0	11	5	9	6	6	5	9

¹The 72 deaths that resulted from the events of September 11, 2001, are not included in this table.

Table 13**Law Enforcement Officers Feloniously Killed¹**

Weapon Stolen by Assailant, 1993-2002

	<i>Total</i>	<i>1993</i>	<i>1994</i>	<i>1995</i>	<i>1996</i>	<i>1997</i>	<i>1998</i>	<i>1999</i>	<i>2000</i>	<i>2001</i>	<i>2002</i>
Total	636	70	80	74	61	71	61	42	51	70	56
Weapon taken from scene of incident	97	8	13	17	9	12	11	6	5	8	8
Slain with own weapon	32	4	4	5	3	4	2	4	1	2	3
Slain with other weapon	65	4	9	12	6	8	9	2	4	6	5
Weapon not taken from scene of incident	539	62	67	57	52	59	50	36	46	62	48
Slain with own weapon	14	1	2	1	1	2	4	1	0	1	1
Slain with other weapon	525	61	65	56	51	57	46	35	46	61	47

¹The 72 deaths that resulted from the events of September 11, 2001, are not included in this table.**Table 14****Law Enforcement Officers Feloniously Killed by Firearms**

Number Slain With Own Weapon by Type of Firearm and Size of Ammunition, 1993-2002

<i>Firearm</i>		<i>Total</i>	<i>1993</i>	<i>1994</i>	<i>1995</i>	<i>1996</i>	<i>1997</i>	<i>1998</i>	<i>1999</i>	<i>2000</i>	<i>2001</i>	<i>2002</i>
<i>Ammunition</i>												
Total		46	5	6	6	4	6	6	5	1	3	4
Handgun		45	5	6	6	4	5	6	5	1	3	4
.22 Caliber		2	0	0	0	1	1	0	0	0	0	0
.25 Caliber		1	0	0	1	0	0	0	0	0	0	0
.357 Magnum		5	1	1	2	0	0	1	0	0	0	0
.38 Caliber		5	0	2	1	0	1	0	1	0	0	0
.40 Caliber		11	1	0	1	0	0	1	1	1	3	3
.44 Magnum		1	0	0	1	0	0	0	0	0	0	0
.45 Caliber		5	2	0	0	0	0	2	0	0	0	1
9 Millimeter		14	1	3	0	3	3	2	2	0	0	0
10 Millimeter		1	0	0	0	0	0	0	1	0	0	0
Rifle		1	0	0	0	0	1	0	0	0	0	0
7.62x39 Millimeter		1	0	0	0	0	1	0	0	0	0	0
Shotgun		0	0	0	0	0	0	0	0	0	0	0

Table 15**Law Enforcement Officers Feloniously Killed**

Population Group of Victim Officer's Agency by Type of Assignment, 2002

Population group	Total	2-Officer vehicle	1-Officer vehicle		Foot patrol		Other ¹		Off duty
			Alone	Assisted	Alone	Assisted	Alone	Assisted	
Total	56	6	17	15	1	0	2	10	5
Group I (cities 250,000 and over)	6	1	1	1	0	0	0	2	1
Group II (cities 100,000 - 249,999)	6	2	1	2	0	0	0	0	1
Group III (cities 50,000 - 99,999)	3	0	2	0	0	0	0	0	1
Group IV (cities 25,000 - 49,999)	1	0	0	1	0	0	0	0	0
Group V (cities 10,000 - 24,999)	6	0	3	1	0	0	0	2	0
Group VI (cities under 10,000)	5	2	1	2	0	0	0	0	0
Suburban counties	11	0	6	4	0	0	0	1	0
Rural counties	8	0	2	3	0	0	1	2	0
State agencies	4	1	1	0	0	0	0	2	0
Federal agencies	2	0	0	1	1	0	0	0	0
U.S. Territories	4	0	0	0	0	0	1	1	2

¹Includes detectives, officers on special assignments, undercover officers, and officers on other types of assignments that are not listed.**Table 16****Law Enforcement Officers Feloniously Killed**

Type of Assignment by Time of Day, 2002

Time	Total	2-Officer vehicle	1-Officer vehicle		Foot patrol		Other ¹		Off duty
			Alone	Assisted	Alone	Assisted	Alone	Assisted	
Total	56	6	17	15	1	0	2	10	5
A.M.									
12:01 - 2	4	0	1	2	0	0	0	0	1
2:01 - 4	6	2	1	0	0	0	0	2	1
4:01 - 6	1	0	0	0	0	0	0	1	0
6:01 - 8	2	0	1	1	0	0	0	0	0
8:01 - 10	4	0	2	0	0	0	1	1	0
10:01 - Noon	2	0	1	1	0	0	0	0	0
P.M.									
12:01 - 2	5	0	1	2	0	0	0	2	0
2:01 - 4	4	1	1	1	0	0	0	1	0
4:01 - 6	8	2	2	4	0	0	0	0	0
6:01 - 8	6	0	1	1	1	0	1	2	0
8:01 - 10	9	0	4	3	0	0	0	0	2
10:01 - Midnight	5	1	2	0	0	0	0	1	1
Time not reported	0	0	0	0	0	0	0	0	0

¹Includes detectives, officers on special assignments, undercover officers, and officers on other types of assignments that are not listed.

Table 17**Law Enforcement Officers Feloniously Killed¹**

Type of Assignment by Time of Day, 1993-2002

<i>Time</i>	<i>Total</i>	<i>2-Officer vehicle</i>	<i>1-Officer vehicle</i>		<i>Foot patrol</i>		<i>Other²</i>		<i>Off duty</i>
			<i>Alone</i>	<i>Assisted</i>	<i>Alone</i>	<i>Assisted</i>	<i>Alone</i>	<i>Assisted</i>	
Total	636	84	189	131	8	7	37	96	84
A.M.									
12:01 - 2	77	12	25	18	0	2	3	6	11
2:01 - 4	46	5	15	6	0	0	2	6	12
4:01 - 6	29	1	16	3	0	0	2	6	1
6:01 - 8	24	6	7	4	0	0	2	2	3
8:01 - 10	46	3	12	9	0	0	10	10	2
10:01 - Noon	39	2	16	10	2	0	2	6	1
P.M.									
12:01 - 2	51	6	14	12	1	1	5	11	1
2:01 - 4	53	3	10	14	1	0	4	12	9
4:01 - 6	48	5	16	16	0	0	1	6	4
6:01 - 8	48	7	11	12	2	0	2	10	4
8:01 - 10	92	17	26	17	2	2	3	7	18
10:01 - Midnight	80	15	20	10	0	2	1	14	18
Time not reported	3	2	1	0	0	0	0	0	0

¹The 72 deaths that resulted from the events of September 11, 2001, are not included in this table.²Includes detectives, officers on special assignments, undercover officers, and officers on other types of assignments that are not listed.

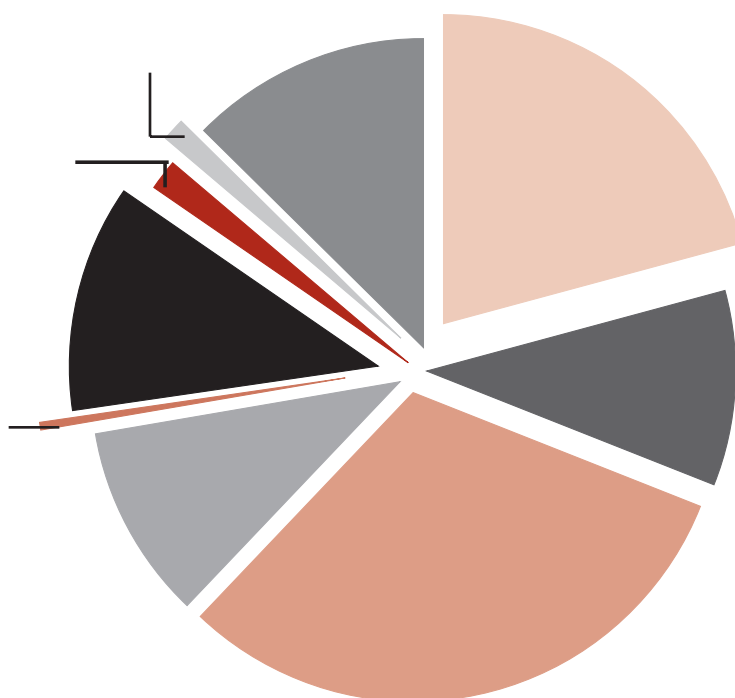
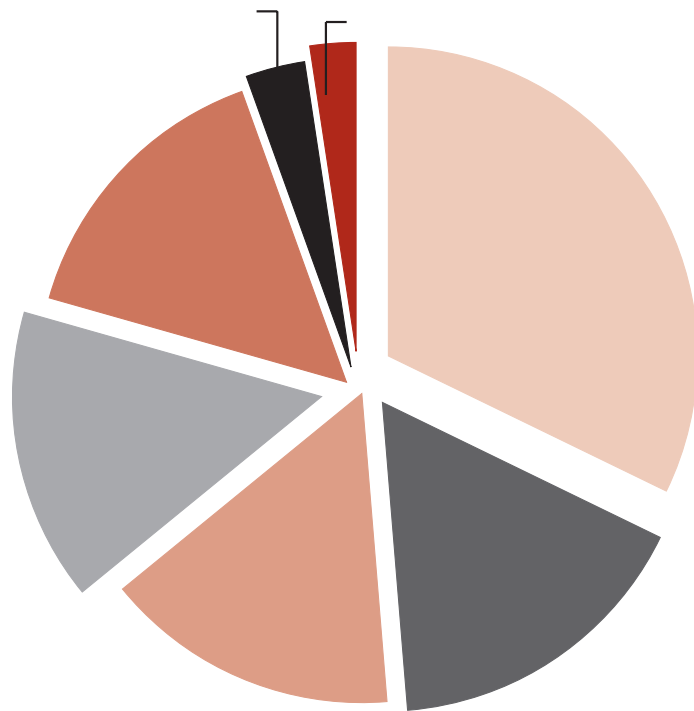


Table 18**Law Enforcement Officers Feloniously Killed¹**

Circumstance at Scene of Incident, 1993-2002

<i>Circumstance</i>	<i>Total</i>	<i>1993</i>	<i>1994</i>	<i>1995</i>	<i>1996</i>	<i>1997</i>	<i>1998</i>	<i>1999</i>	<i>2000</i>	<i>2001</i>	<i>2002</i>
Total	636	70	80	74	61	71	61	42	51	70	56
Disturbance calls	98	10	8	8	4	14	16	7	8	14	9
Bar fights, person with firearm, etc.	41	5	4	2	1	3	7	6	4	5	4
Family quarrels	57	5	4	6	3	11	9	1	4	9	5
Arrest situations	205	28	34	21	26	22	16	12	12	24	10
Burglaries in progress/ pursuing burglary suspects	23	1	4	4	3	5	0	0	3	3	0
Robberies in progress/ pursuing robbery suspects	73	9	18	7	12	11	3	4	1	4	4
Drug-related matters	38	3	4	4	3	1	7	2	3	8	3
Attempting other arrests	71	15	8	6	8	5	6	6	5	9	3
Civil disorders (mass disobedience, riot, etc.)	0	0	0	0	0	0	0	0	0	0	0
Handling, transporting, custody of prisoners	20	1	1	4	0	4	4	2	2	2	0
Investigating suspicious persons/circumstances	105	15	15	17	13	10	6	7	6	8	8
Ambush situations	96	5	8	14	6	12	10	6	10	10	15
Entrapment/premeditation	34	3	1	6	2	5	4	4	2	3	4
Unprovoked attacks	62	2	7	8	4	7	6	2	8	7	11
Mentally deranged assailants	15	1	4	1	1	1	0	0	0	3	4
Traffic pursuits/stops	97	10	10	9	11	8	9	8	13	9	10

¹The 72 deaths that resulted from the events of September 11, 2001, are not included in this table.

Table 19**Law Enforcement Officers Feloniously Killed in Traffic Pursuits/Stops**

Activity at Scene of Incident, 1993-2002

<i>Activity</i>	<i>Total</i>	<i>1993</i>	<i>1994</i>	<i>1995</i>	<i>1996</i>	<i>1997</i>	<i>1998</i>	<i>1999</i>	<i>2000</i>	<i>2001</i>	<i>2002</i>
Total	97	10	10	9	11	8	9	8	13	9	10
Contacted radio dispatcher prior to attack	73	5	8	7	11	7	8	6	9	6	6
Activity of victim											
Approaching offender(s)	29	4	4	4	2	3	2	2	3	3	2
Returning to police unit	2	0	0	0	1	0	0	0	0	0	1
Interviewing offender(s) in police unit	3	1	1	0	0	0	0	0	0	0	1
Interviewing offender(s) at offender's vehicle	8	1	2	2	1	0	0	0	2	0	0
Searching offender(s)	1	0	0	0	0	0	0	0	0	0	1
Searching offender's vehicle	1	0	0	0	1	0	0	0	0	0	0
Making arrest/handcuffing	12	2	0	0	2	3	0	3	1	1	0
Engaging in foot pursuit	6	0	1	0	1	1	0	0	1	0	2
Engaging in vehicle pursuit	2	1	0	0	0	0	0	0	0	1	0
Other	31	1	2	3	2	1	7	3	5	4	3
Activity not reported	2	0	0	0	1	0	0	0	1	0	0

Table 20**Law Enforcement Officers Feloniously Killed**

Circumstance at Scene of Incident by Region, 2002

<i>Circumstance</i>	<i>Total</i>	<i>Northeast</i>	<i>Midwest</i>	<i>South</i>	<i>West</i>	<i>U.S. Territories</i>
Total	56	5	12	25	9	5
Disturbance calls	9	0	3	3	3	0
Bar fights, person with firearm, etc.	4	0	1	1	2	0
Family quarrels	5	0	2	2	1	0
Arrest situations	10	0	3	6	0	1
Burglaries in progress/ pursuing burglary suspects	0	0	0	0	0	0
Robberies in progress/ pursuing robbery suspects	4	0	0	3	0	1
Drug-related matters	3	0	0	3	0	0
Attempting other arrests	3	0	3	0	0	0
Civil disorders (mass disobedience, riot, etc.)	0	0	0	0	0	0
Handling, transporting, custody of prisoners	0	0	0	0	0	0
Investigating suspicious persons/circumstances	8	3	1	2	1	1
Ambush situations	15	1	2	6	3	3
Entrapment/premeditation	4	0	0	3	0	1
Unprovoked attacks	11	1	2	3	3	2
Mentally deranged assailants	4	0	0	4	0	0
Traffic pursuits/stops	10	1	3	4	2	0

Table 21**Law Enforcement Officers Feloniously Killed¹**

Circumstance at Scene of Incident by Region, 1993-2002

<i>Circumstance</i>	<i>Total</i>	<i>Northeast</i>	<i>Midwest</i>	<i>South</i>	<i>West</i>	<i>U.S. Territories</i>
Total	636	63	116	278	130	49
Disturbance calls	98	4	19	45	27	3
Bar fights, person with firearm, etc.	41	3	9	18	9	2
Family quarrels	57	1	10	27	18	1
Arrest situations	205	26	35	82	38	24
Burglaries in progress/ pursuing burglary suspects	23	3	5	9	4	2
Robberies in progress/ pursuing robbery suspects	73	13	10	21	12	17
Drug-related matters	38	3	5	20	8	2
Attempting other arrests	71	7	15	32	14	3
Civil disorders (mass disobedience, riot, etc.)	0	0	0	0	0	0
Handling, transporting, custody of prisoners	20	1	3	11	4	1
Investigating suspicious persons/circumstances	105	15	25	38	22	5
Ambush situations	96	8	13	52	11	12
Entrapment/premeditation	34	2	4	21	4	3
Unprovoked attacks	62	6	9	31	7	9
Mentally deranged assailants	15	2	1	8	3	1
Traffic pursuits/stops	97	7	20	42	25	3

¹The 72 deaths that resulted from the events of September 11, 2001, are not included in this table.

Table 22**Law Enforcement Officers Feloniously Killed**

Circumstance at Scene of Incident by Type of Assignment, 2002

Circumstance	Total	2-Officer vehicle	1-Officer vehicle		Foot patrol		Other ¹		Off duty
			Alone	Assisted	Alone	Assisted	Alone	Assisted	
Total	56	6	17	15	1	0	2	10	5
Disturbance calls	9	2	1	5	0	0	0	1	0
Bar fights, person with firearm, etc.	4	0	1	3	0	0	0	0	0
Family quarrels	5	2	0	2	0	0	0	1	0
Arrest situations	10	1	1	1	0	0	0	5	2
Burglaries in progress/ pursuing burglary suspects	0	0	0	0	0	0	0	0	0
Robberies in progress/ pursuing robbery suspects	4	1	0	1	0	0	0	0	2
Drug-related matters	3	0	0	0	0	0	0	3	0
Attempting other arrests	3	0	1	0	0	0	0	2	0
Civil disorders (mass disobedience, riot, etc.)	0	0	0	0	0	0	0	0	0
Handling, transporting, custody of prisoners	0	0	0	0	0	0	0	0	0
Investigating suspicious persons/circumstances	8	0	4	2	0	0	0	2	0
Ambush situations	15	2	3	3	1	0	2	1	3
Entrapment/premeditation	4	0	0	0	0	0	1	1	2
Unprovoked attacks	11	2	3	3	1	0	1	0	1
Mentally deranged assailants	4	0	1	3	0	0	0	0	0
Traffic pursuits/stops	10	1	7	1	0	0	0	1	0

¹Includes detectives, officers on special assignments, undercover officers, and officers on other types of assignments that are not listed.

Table 23**Law Enforcement Officers Feloniously Killed in Traffic Pursuits/Stops**

Activity at Scene of Incident by Type of Assignment, 2002

Activity	Total	2-Officer vehicle	1-Officer vehicle		Foot patrol		Other ¹		Off duty
			Alone	Assisted	Alone	Assisted	Alone	Assisted	
Total	10	1	7	1	0	0	0	1	0
Contacted radio dispatcher prior to attack	6	1	4	1	0	0	0	0	0
Activity of victim									
Approaching offender(s)	2	0	1	0	0	0	0	1	0
Returning to police unit	1	0	1	0	0	0	0	0	0
Interviewing offender(s) in police unit	1	0	1	0	0	0	0	0	0
Interviewing offender(s) at offender's vehicle	0	0	0	0	0	0	0	0	0
Searching offender(s)	1	0	1	0	0	0	0	0	0
Searching offender's vehicle	0	0	0	0	0	0	0	0	0
Making arrest/handcuffing	0	0	0	0	0	0	0	0	0
Engaging in foot pursuit	2	0	2	0	0	0	0	0	0
Engaging in vehicle pursuit	0	0	0	0	0	0	0	0	0
Other	3	1	1	1	0	0	0	0	0
Activity not reported	0	0	0	0	0	0	0	0	0

¹Includes detectives, officers on special assignments, undercover officers, and officers on other types of assignments that are not listed.

Table 24**Law Enforcement Officers Feloniously Killed¹**

Circumstance at Scene of Incident by Type of Assignment, 1993-2002

<i>Circumstance</i>	<i>Total</i>	<i>2-Officer vehicle</i>	<i>1-Officer vehicle</i>		<i>Foot patrol</i>		<i>Other²</i>		<i>Off duty</i>
			<i>Alone</i>	<i>Assisted</i>	<i>Alone</i>	<i>Assisted</i>	<i>Alone</i>	<i>Assisted</i>	
Total	636	84	189	131	8	7	37	96	84
Disturbance calls	98	17	28	34	1	0	3	6	9
Bar fights, person with firearm, etc.	41	7	7	19	0	0	1	2	5
Family quarrels	57	10	21	15	1	0	2	4	4
Arrest situations	205	24	33	42	1	6	6	55	38
Burglaries in progress/ pursuing burglary suspects	23	3	9	5	0	0	1	2	3
Robberies in progress/ pursuing robbery suspects	73	9	11	16	0	2	1	5	29
Drug-related matters	38	4	2	1	0	2	4	24	1
Attempting other arrests	71	8	11	20	1	2	0	24	5
Civil disorders (mass disobedience, riot, etc.)	0	0	0	0	0	0	0	0	0
Handling, transporting, custody of prisoners	20	2	9	1	0	0	4	4	0
Investigating suspicious persons/circumstances	105	16	41	12	3	1	4	12	16
Ambush situations	96	11	22	12	3	0	17	11	20
Entrapment/premeditation	34	3	10	4	1	0	4	2	10
Unprovoked attacks	62	8	12	8	2	0	13	9	10
Mentally deranged assailants	15	0	2	8	0	0	0	5	0
Traffic pursuits/stops	97	14	54	22	0	0	3	3	1

¹The 72 deaths that resulted from the events of September 11, 2001, are not included in this table.²Includes detectives, officers on special assignments, undercover officers, and officers on other types of assignments that are not listed.

Table 25**Law Enforcement Officers Feloniously Killed in Traffic Pursuits/Stops**

Activity at Scene of Incident by Type of Assignment, 1993-2002

Activity	Total	2-Officer vehicle	1-Officer vehicle		Foot patrol		Other ¹		Off duty
			Alone	Assisted	Alone	Assisted	Alone	Assisted	
Total	97	14	54	22	0	0	3	3	1
Contacted radio dispatcher prior to attack	73	10	40	19	0	0	3	1	0
Activity of victim									
Approaching offender(s)	29	6	15	5	0	0	0	2	1
Returning to police unit	2	0	2	0	0	0	0	0	0
Interviewing offender(s) in police unit	3	0	3	0	0	0	0	0	0
Interviewing offender(s) at offender's vehicle	8	1	7	0	0	0	0	0	0
Searching offender(s)	1	0	1	0	0	0	0	0	0
Searching offender's vehicle	1	0	1	0	0	0	0	0	0
Making arrest/handcuffing	12	2	6	3	0	0	1	0	0
Engaging in foot pursuit	6	0	4	1	0	0	1	0	0
Engaging in vehicle pursuit	2	0	0	2	0	0	0	0	0
Other	31	5	13	11	0	0	1	1	0
Activity not reported	2	0	2	0	0	0	0	0	0

¹Includes detectives, officers on special assignments, undercover officers, and officers on other types of assignments that are not listed.

Table 26**Law Enforcement Officers Feloniously Killed¹**

Type of Weapon, 1993-2002

<i>Weapon</i>	<i>Total</i>	<i>1993</i>	<i>1994</i>	<i>1995</i>	<i>1996</i>	<i>1997</i>	<i>1998</i>	<i>1999</i>	<i>2000</i>	<i>2001</i>	<i>2002</i>
Total	636	70	80	74	61	71	61	42	51	70	56
Firearms	591	67	79	62	57	68	58	41	47	61	51
Handgun	443	51	67	43	50	50	40	25	33	46	38
Rifle	112	13	8	14	6	12	17	11	10	11	10
Shotgun	36	3	4	5	1	6	1	5	4	4	3
Knife or cutting instrument	8	0	0	2	1	2	1	0	1	0	1
Bomb	9	0	0	8	0	0	1	0	0	0	0
Personal weapons	3	0	0	0	1	1	0	0	0	1	0
Other	25	3	1	2	2	0	1	1	3	8	4

¹The 72 deaths that resulted from the events of September 11, 2001, are not included in this table.

Table 27

Law Enforcement Officers Feloniously Killed

State and Agency by Type of Weapon, 2002

<i>State</i>						
<i>Agency</i>	<i>Total</i>	<i>Handgun</i>	<i>Rifle</i>	<i>Shotgun</i>	<i>Other</i>	<i>(Detail)</i>
Total	56	38	10	3	5	
ALABAMA	2	2	0	0	0	
Birmingham	1	1	0	0	0	
Department of Conservation and Natural Resources, Tanner	1	1	0	0	0	
ARIZONA	2	1	1	0	0	
National Park Service, Ajo	1	0	1	0	0	
Pinal County	1	1	0	0	0	
ARKANSAS	1	1	0	0	0	
Little Rock	1	1	0	0	0	
CALIFORNIA	4	3	1	0	0	
Fresno County	1	0	1	0	0	
Los Angeles County	2	2	0	0	0	
Red Bluff	1	1	0	0	0	
FLORIDA	1	1	0	0	0	
Tallahassee	1	1	0	0	0	
GEORGIA	1	1	0	0	0	
Carroll County	1	1	0	0	0	
ILLINOIS	2	1	0	1	0	
Chicago	1	1	0	0	0	
Stark County	1	0	0	1	0	
KENTUCKY	1	0	1	0	0	
Pulaski County	1	0	1	0	0	
LOUISIANA	2	2	0	0	0	
Marion	1	1	0	0	0	
New Orleans	1	1	0	0	0	
MARYLAND	3	3	0	0	0	
Baltimore	1	1	0	0	0	
Prince George's County	2	2	0	0	0	
MASSACHUSETTS	1	1	0	0	0	
Westminster	1	1	0	0	0	
MICHIGAN	3	1	0	1	1	
Detroit	2	1	0	0	1	
Hazel Park	1	0	0	1	0	(knife)
MINNESOTA	1	1	0	0	0	
Minneapolis	1	1	0	0	0	

Table 27

Law Enforcement Officers Feloniously Killed
 State and Agency by Type of Weapon, 2002—Continued

<i>State</i>						
<i>Agency</i>	<i>Total</i>	<i>Handgun</i>	<i>Rifle</i>	<i>Shotgun</i>	<i>Other</i>	<i>(Detail)</i>
MISSISSIPPI	1	0	0	0	1	
Moss Point	1	0	0	0	1	(vehicle)
MISSOURI	1	1	0	0	0	
Dent County	1	1	0	0	0	
NEW YORK	2	1	1	0	0	
Broome County	1	1	0	0	0	
State Police, Schroon Lake	1	0	1	0	0	
OHIO	3	2	1	0	0	
Dayton	1	0	1	0	0	
Massillon	1	1	0	0	0	
Muskingum County	1	1	0	0	0	
OREGON	1	0	1	0	0	
Douglas County	1	0	1	0	0	
PENNSYLVANIA	2	2	0	0	0	
State Police, Ebensburg	1	1	0	0	0	
Upper Darby Township	1	1	0	0	0	
SOUTH CAROLINA	5	3	2	0	0	
Beaufort County	2	0	2	0	0	
Charleston	1	1	0	0	0	
Highway Patrol, North Charleston	1	1	0	0	0	
Myrtle Beach	1	1	0	0	0	
TENNESSEE	2	2	0	0	0	
Chattanooga	1	1	0	0	0	
Shelby County	1	1	0	0	0	
TEXAS	5	2	1	1	1	
Department of Public Safety, Andrews	1	1	0	0	0	
Beaumont	1	0	0	0	1	(vehicle)
Ferris	1	0	0	1	0	
Limestone County	1	0	1	0	0	
White Settlement	1	1	0	0	0	
UTAH	1	1	0	0	0	
West Jordan	1	1	0	0	0	
VIRGINIA	1	1	0	0	0	
Pittsylvania County	1	1	0	0	0	
WASHINGTON	1	1	0	0	0	
King County	1	1	0	0	0	

Table 27

Law Enforcement Officers Feloniously Killed
State and Agency by Type of Weapon, 2002—Continued

<i>State</i>						
<i>Agency</i>	<i>Total</i>	<i>Handgun</i>	<i>Rifle</i>	<i>Shotgun</i>	<i>Other</i>	<i>(Detail)</i>
WISCONSIN	2	0	0	0	2	
Hobart/Lawrence	2	0	0	0	2	(vehicles)
U.S. TERRITORIES	5	4	1	0	0	
Puerto Rico						
Guayama	1	1	0	0	0	
Puerto Nuevo	1	1	0	0	0	
San Juan	1	0	1	0	0	
Toa Baja	1	1	0	0	0	
Department of Veterans Affairs, San Juan	1	1	0	0	0	

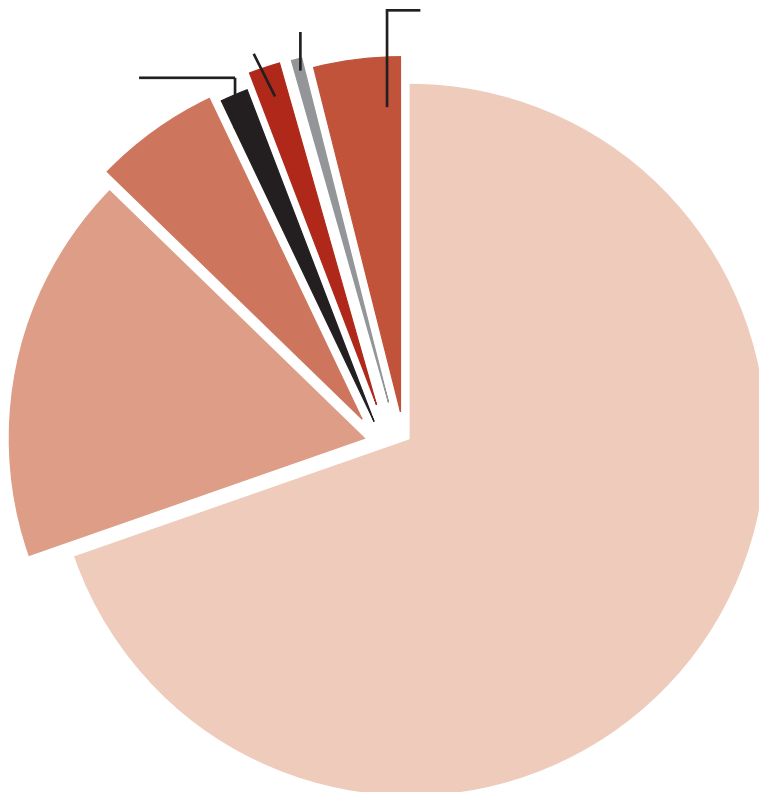


Table 28**Law Enforcement Officers Feloniously Killed**

Region by Type of Weapon, 2002

<i>Region</i>	<i>Total</i>	<i>Total firearms</i>	<i>Handgun</i>	<i>Rifle</i>	<i>Shotgun</i>	<i>Knife or cutting instrument</i>	<i>Bomb</i>	<i>Personal weapons</i>	<i>Other</i>
Total	56	51	38	10	3	1	0	0	4
Northeast	5	5	4	1	0	0	0	0	0
Midwest	12	9	6	1	2	1	0	0	2
South	25	23	18	4	1	0	0	0	2
West	9	9	6	3	0	0	0	0	0
U.S. Territories	5	5	4	1	0	0	0	0	0

Table 29**Law Enforcement Officers Feloniously Killed¹**

Region by Type of Weapon, 1993-2002

<i>Region</i>	<i>Total</i>	<i>Total firearms</i>	<i>Handgun</i>	<i>Rifle</i>	<i>Shotgun</i>	<i>Knife or cutting instrument</i>	<i>Bomb</i>	<i>Personal weapons</i>	<i>Other</i>
Total	636	591	443	112	36	8	9	3	25
Northeast	63	58	48	7	3	2	0	0	3
Midwest	116	106	80	20	6	2	0	0	8
South	278	255	187	48	20	2	9	1	11
West	130	124	85	32	7	2	0	2	2
U.S. Territories	49	48	43	5	0	0	0	0	1

¹The 72 deaths that resulted from the events of September 11, 2001, are not included in this table.

Table 30**Law Enforcement Officers Feloniously Killed**

Circumstance at Scene of Incident by Type of Weapon, 2002

<i>Circumstance</i>	<i>Total</i>	<i>Total firearms</i>	<i>Handgun</i>	<i>Rifle</i>	<i>Shotgun</i>	<i>Knife or cutting instrument</i>	<i>Bomb</i>	<i>Personal weapons</i>	<i>Other</i>
Total	56	51	38	10	3	1	0	0	4
Disturbance calls	9	8	4	2	2	0	0	0	1
Bar fights, person with firearm, etc.	4	4	1	1	2	0	0	0	0
Family quarrels	5	4	3	1	0	0	0	0	1
Arrest situations	10	10	9	0	1	0	0	0	0
Burglaries in progress/ pursuing burglary suspects	0	0	0	0	0	0	0	0	0
Robberies in progress/ pursuing robbery suspects	4	4	4	0	0	0	0	0	0
Drug-related matters	3	3	3	0	0	0	0	0	0
Attempting other arrests	3	3	2	0	1	0	0	0	0
Civil disorders (mass disobedience, riot, etc.)	0	0	0	0	0	0	0	0	0
Handling, transporting, custody of prisoners	0	0	0	0	0	0	0	0	0
Investigating suspicious persons/circumstances	8	8	6	2	0	0	0	0	0
Ambush situations	15	13	8	5	0	0	0	0	2
Entrapment/premeditation	4	4	2	2	0	0	0	0	0
Unprovoked attacks	11	9	6	3	0	0	0	0	2
Mentally deranged assailants	4	4	4	0	0	0	0	0	0
Traffic pursuits/stops	10	8	7	1	0	1	0	0	1

Table 31**Law Enforcement Officers Feloniously Killed¹**

Circumstance at Scene of Incident by Type of Weapon, 1993-2002

<i>Circumstance</i>	<i>Total</i>	<i>Total firearms</i>	<i>Handgun</i>	<i>Rifle</i>	<i>Shotgun</i>	<i>Knife or cutting instrument</i>	<i>Bomb</i>	<i>Personal weapons</i>	<i>Other</i>
Total	636	591	443	112	36	8	9	3	25
Disturbance calls	98	91	51	23	17	2	0	0	5
Bar fights, person with firearm, etc.	41	40	20	10	10	0	0	0	1
Family quarrels	57	51	31	13	7	2	0	0	4
Arrest situations	205	201	161	30	10	0	0	1	3
Burglaries in progress/ pursuing burglary suspects	23	21	17	3	1	0	0	1	1
Robberies in progress/ pursuing robbery suspects	73	72	65	5	2	0	0	0	1
Drug-related matters	38	37	32	5	0	0	0	0	1
Attempting other arrests	71	71	47	17	7	0	0	0	0
Civil disorders (mass disobedience, riot, etc.)	0	0	0	0	0	0	0	0	0
Handling, transporting, custody of prisoners	20	19	19	0	0	1	0	0	0
Investigating suspicious persons/circumstances	105	98	85	10	3	2	1	1	3
Ambush situations	96	85	55	26	4	1	8	0	2
Entrapment/premeditation	34	31	15	14	2	1	2	0	0
Unprovoked attacks	62	54	40	12	2	0	6	0	2
Mentally deranged assailants	15	14	9	3	2	1	0	0	0
Traffic pursuits/stops	97	83	63	20	0	1	0	1	12

¹The 72 deaths that resulted from the events of September 11, 2001, are not included in this table.

Table 32**Law Enforcement Officers Feloniously Killed by Firearms**

Number Slain by Type of Firearm and Size of Ammunition, 1993-2002

<i>Firearm</i>											
<i>Ammunition</i>	<i>Total</i>	<i>1993</i>	<i>1994</i>	<i>1995</i>	<i>1996</i>	<i>1997</i>	<i>1998</i>	<i>1999</i>	<i>2000</i>	<i>2001</i>	<i>2002</i>
Total	591	67	79	62	57	68	58	41	47	61	51
Handgun	443	51	67	43	50	50	40	25	33	46	38
.22 Caliber	28	3	5	1	4	3	4	1	4	1	2
.25 Caliber	18	1	2	3	3	2	3	1	1	1	1
.32 Caliber	9	0	0	1	1	4	1	0	0	1	1
.32-20 Caliber	1	0	0	0	0	0	0	0	1	0	0
.357 Magnum	30	5	1	3	5	3	3	2	1	4	3
.38 Caliber	65	11	12	6	6	11	6	4	4	2	3
.380 Caliber	43	9	6	6	6	3	1	0	3	5	4
.40 Caliber	34	3	2	3	2	4	1	2	5	5	7
.41 Magnum	1	0	0	0	0	0	0	0	0	0	1
.44 Magnum	11	0	3	3	1	0	1	0	1	2	0
.45 Caliber	36	3	2	4	3	4	5	1	4	6	4
.455 Caliber	1	0	1	0	0	0	0	0	0	0	0
.50 Caliber	1	0	0	0	0	0	0	0	0	1	0
7.62x25 Millimeter	1	0	0	0	0	0	0	0	0	0	1
9 Millimeter	136	11	27	12	11	13	14	12	8	17	11
9x18 Millimeter	1	0	0	0	1	0	0	0	0	0	0
10 Millimeter	2	1	0	0	0	0	0	1	0	0	0
Size not reported	25	4	6	1	7	3	1	1	1	1	0
Rifle	112	13	8	14	6	12	17	11	10	11	10
.22 Caliber	5	2	1	0	0	1	0	0	0	1	0
.223 Caliber	24	3	2	1	2	3	8	1	3	1	0
.243 Caliber	1	1	0	0	0	0	0	0	0	0	0
.25-06 Caliber	2	0	0	0	0	0	0	0	0	0	2
.25-20 Caliber	1	1	0	0	0	0	0	0	0	0	0
.270 Caliber	2	0	0	0	0	0	0	1	1	0	0
.30 Caliber	13	1	1	0	1	3	1	0	2	2	2
.30-06 Caliber	3	0	1	0	1	0	0	0	0	1	0
.30-30 Caliber	8	1	0	1	2	0	0	0	3	0	1
.308 Caliber	5	2	2	1	0	0	0	0	0	0	0
.44 Magnum	1	0	0	0	0	0	0	0	0	0	1
300 Magnum	1	1	0	0	0	0	0	0	0	0	0
7.62x39 Millimeter	41	0	1	10	0	5	6	9	1	6	3
7.62x54R Millimeter	2	0	0	1	0	0	1	0	0	0	0
Size not reported	3	1	0	0	0	0	1	0	0	0	1
Shotgun	36	3	4	5	1	6	1	5	4	4	3
.410 Gauge	1	0	1	0	0	0	0	0	0	0	0
12 Gauge	29	3	3	4	0	4	1	5	3	4	2
16 Gauge	1	0	0	0	0	1	0	0	0	0	0
20 Gauge	3	0	0	0	1	1	0	0	1	0	0
Size not reported	2	0	0	1	0	0	0	0	0	0	1

Table 33**Law Enforcement Officers Feloniously Killed by Firearms**

Distance Between Victim Officer and Offender, 1993-2002

<i>Distance in feet</i>	<i>Total</i>	<i>1993</i>	<i>1994</i>	<i>1995</i>	<i>1996</i>	<i>1997</i>	<i>1998</i>	<i>1999</i>	<i>2000</i>	<i>2001</i>	<i>2002</i>
Total	591	67	79	62	57	68	58	41	47	61	51
0 - 5	296	33	44	28	31	36	26	19	25	29	25
6 - 10	124	14	21	16	14	11	7	9	6	17	9
11 - 20	64	7	7	6	6	9	8	4	4	5	8
21 - 50	50	6	4	7	3	7	8	3	4	5	3
Over 50	47	7	3	5	3	5	7	5	5	3	4
Distance not reported	10	0	0	0	0	0	2	1	3	2	2

Table 34**Law Enforcement Officers Feloniously Killed by Firearms**

Number Slain While Wearing Body Armor by Type of Firearm and Size of Ammunition, 1993-2002

<i>Firearm</i>											
<i>Ammunition</i>	<i>Total</i>	<i>1993</i>	<i>1994</i>	<i>1995</i>	<i>1996</i>	<i>1997</i>	<i>1998</i>	<i>1999</i>	<i>2000</i>	<i>2001</i>	<i>2002</i>
Total	324	37	35	32	31	27	34	27	29	38	34
Handgun	232	27	27	21	29	20	20	17	19	29	23
.22 Caliber	9	1	2	0	1	1	0	1	2	1	0
.25 Caliber	11	0	1	2	2	1	2	1	1	1	0
.32 Caliber	6	0	0	1	1	2	1	0	0	1	0
.357 Magnum	19	3	0	1	3	0	3	2	1	3	3
.38 Caliber	28	6	3	4	3	4	2	3	1	0	2
.380 Caliber	24	6	4	2	4	2	1	0	1	1	3
.40 Caliber	24	3	2	2	1	2	0	1	5	2	6
.41 Magnum	1	0	0	0	0	0	0	0	0	0	1
.44 Magnum	7	0	2	1	1	0	0	0	1	2	0
.45 Caliber	24	2	0	3	3	3	3	1	2	4	3
.455 Caliber	1	0	1	0	0	0	0	0	0	0	0
.50 Caliber	1	0	0	0	0	0	0	0	0	1	0
7.62x25 Millimeter	1	0	0	0	0	0	0	0	0	0	1
9 Millimeter	65	6	10	5	5	5	7	7	4	12	4
9x18 Millimeter	1	0	0	0	1	0	0	0	0	0	0
Size not reported	10	0	2	0	4	0	1	1	1	1	0
Rifle	72	9	7	9	2	5	13	7	6	6	8
.22 Caliber	1	0	1	0	0	0	0	0	0	0	0
.223 Caliber	17	3	2	0	0	1	6	1	3	1	0
.25-06 Caliber	1	0	0	0	0	0	0	0	0	0	1
.25-20 Caliber	1	1	0	0	0	0	0	0	0	0	0
.30 Caliber	9	1	1	0	0	2	1	0	1	1	2
.30-06 Caliber	2	0	1	0	1	0	0	0	0	0	0
.30-30 Caliber	5	1	0	1	1	0	0	0	1	0	1
.308 Caliber	2	1	1	0	0	0	0	0	0	0	0
.44 Magnum	1	0	0	0	0	0	0	0	0	0	1
300 Magnum	1	1	0	0	0	0	0	0	0	0	0
7.62x39 Millimeter	30	0	1	8	0	2	5	6	1	4	3
7.62x54R Millimeter	1	0	0	0	0	0	1	0	0	0	0
Size not reported	1	1	0	0	0	0	0	0	0	0	0
Shotgun	20	1	1	2	0	2	1	3	4	3	3
12 Gauge	17	1	1	2	0	1	1	3	3	3	2
20 Gauge	2	0	0	0	0	1	0	0	1	0	0
Size not reported	1	0	0	0	0	0	0	0	0	0	1

Table 35**Law Enforcement Officers Feloniously Killed by Firearms**

Location of Fatal Firearm Wounds and Use of Body Armor, 1993-2002

<i>Location</i>	<i>Total</i>	<i>1993</i>	<i>1994</i>	<i>1995</i>	<i>1996</i>	<i>1997</i>	<i>1998</i>	<i>1999</i>	<i>2000</i>	<i>2001</i>	<i>2002</i>
Total	591	67	79	62	57	68	58	41	47	61	51
Front head	213	28	22	18	15	22	17	18	22	30	21
Rear head	80	6	12	10	12	9	11	6	2	4	8
Front upper torso	230	20	36	23	23	30	23	13	21	23	18
Rear upper torso	38	5	4	5	3	6	3	4	2	4	2
Front below waist	21	6	4	5	2	1	2	0	0	0	1
Rear below waist	9	2	1	1	2	0	2	0	0	0	1
Wearing body armor	324	37	35	32	31	27	34	27	29	38	34
Front head	138	18	13	12	12	7	10	11	17	22	16
Rear head	51	4	9	8	7	3	6	5	2	2	5
Front upper torso	102	9	9	9	11	13	12	8	8	13	10
Rear upper torso	18	2	2	1	1	3	2	3	2	1	1
Front below waist	9	2	2	1	0	1	2	0	0	0	1
Rear below waist	6	2	0	1	0	0	2	0	0	0	1

Table 36**Law Enforcement Officers Feloniously Killed by Firearms**

Point of Entry for Torso Wounds and Use of Body Armor, 1993-2002

<i>Point of entry</i>	<i>Total</i>	<i>1993</i>	<i>1994</i>	<i>1995</i>	<i>1996</i>	<i>1997</i>	<i>1998</i>	<i>1999</i>	<i>2000</i>	<i>2001</i>	<i>2002</i>
Total	120	11	11	10	12	16	14	11	10	14	11
Entered between side panels of vest	19	3	4	2	4	2	1	0	1	1	1
Entered through armhole or shoulder area of vest	34	2	2	3	2	2	1	6	5	8	3
Entered above vest (front or back of neck, collarbone area)	38	2	4	2	4	9	6	2	3	3	3
Entered below vest (abdominal or lower back area)	11	1	0	1	1	0	3	0	1	1	3
Penetrated vest	18	3	1	2	1	3	3	3	0	1	1

Table 37**Law Enforcement Officers Feloniously Killed by Firearms**

Type of Firearm and Size of Ammunition that Penetrated Body Armor, 1993-2002

<i>Firearm</i>											
<i>Ammunition</i>	<i>Total</i>	<i>1993</i>	<i>1994</i>	<i>1995</i>	<i>1996</i>	<i>1997</i>	<i>1998</i>	<i>1999</i>	<i>2000</i>	<i>2001</i>	<i>2002</i>
Total	18	3	1	2	1	3	3	3	0	1	1
Handgun	0	0	0	0	0	0	0	0	0	0	0
Rifle											
.223 Caliber	4	2	1	0	0	1	0	0	0	0	0
.30 Caliber	2	0	0	0	0	1	1	0	0	0	0
.30-30 Caliber	3	1	0	0	1	0	0	0	0	0	1
7.62x39 Millimeter	9	0	0	2	0	1	2	3	0	1	0
Shotgun	0	0	0	0	0	0	0	0	0	0	0

Table 38**Law Enforcement Officers Feloniously Killed¹**

Profile of Known Assailants, Age Groups, 1993-2002

<i>Known assailants</i>	<i>Total</i>	<i>1993</i>	<i>1994</i>	<i>1995</i>	<i>1996</i>	<i>1997</i>	<i>1998</i>	<i>1999</i>	<i>2000</i>	<i>2001</i>	<i>2002</i>
Total	785	93	114	93	85	76	77	49	64	73	61
Age											
Under 18 years	83	16	18	17	7	3	11	3	4	2	2
18 - 24 years	290	32	38	31	37	25	27	24	20	32	24
25 - 30 years	150	12	24	14	23	19	17	10	11	10	10
31 - 40 years	117	9	15	17	6	17	10	10	8	13	12
Over 40 years	109	13	13	11	10	12	11	2	14	10	13
Age not reported	36	11	6	3	2	0	1	0	7	6	0
Average years of age	28	28	27	27	27	30	27	27	32	29	32

¹The 72 deaths that resulted from the events of September 11, 2001, are not included in this table.

Table 39**Law Enforcement Officers Feloniously Killed¹**

Profile of Known Assailants, Race and Sex, 1993-2002

<i>Known assailants</i>	<i>Total</i>	<i>1993</i>	<i>1994</i>	<i>1995</i>	<i>1996</i>	<i>1997</i>	<i>1998</i>	<i>1999</i>	<i>2000</i>	<i>2001</i>	<i>2002</i>
Total	785	93	114	93	85	76	77	49	64	73	61
Race											
White	417	37	60	50	34	38	45	27	44	45	37
Black	307	46	46	38	39	31	24	19	16	24	24
Asian/Pacific Islander	15	0	2	2	3	4	2	0	0	2	0
American Indian/Alaskan Native	14	0	1	2	2	3	3	2	0	1	0
Race not reported	32	10	5	1	7	0	3	1	4	1	0
Sex											
Male	750	84	105	85	84	76	76	47	62	72	59
Female	22	1	5	7	1	0	1	2	2	1	2
Sex not reported	13	8	4	1	0	0	0	0	0	0	0

¹The 72 deaths that resulted from the events of September 11, 2001, are not included in this table.**Table 40****Law Enforcement Officers Feloniously Killed¹**

Profile of Known Assailants, 5- and 10-Year Averages, 1983-2002

<i>Known assailants</i>	<i>2002</i>	<i>5-year averages</i>		<i>10-year averages</i>	
		<i>1993-</i>	<i>1998-</i>	<i>1993-</i>	<i>1983-</i>
		<i>1997</i>	<i>2002</i>	<i>2002</i>	<i>1992</i>
Average					
Age (years)	32	27	29	28	29
Height	5'10"	5'9"	5'10"	5'9"	5'9"

¹The 72 deaths that resulted from the events of September 11, 2001, are not included in this table.

Table 41**Law Enforcement Officers Feloniously Killed¹**

Profile of Known Assailants, Status at Time of Incident, 1993-2002

<i>Known assailants</i>	<i>Total</i>	<i>1993</i>	<i>1994</i>	<i>1995</i>	<i>1996</i>	<i>1997</i>	<i>1998</i>	<i>1999</i>	<i>2000</i>	<i>2001</i>	<i>2002</i>
Total	785	93	114	93	85	76	77	49	64	73	61
On parole or probation	158	12	19	17	27	19	9	14	13	13	15
Known to agency as											
User of controlled substance	108	5	14	16	11	21	9	3	9	10	10
Dealer of controlled substance	118	15	21	10	11	12	10	11	8	11	9
Possessor of controlled substance	41	7	2	10	3	9	4	0	1	1	4
Under influence of controlled substance	62	1	9	11	6	5	7	2	5	6	10
Intoxicated/under influence of alcohol	81	12	7	10	9	7	10	6	7	9	4
Known to agency as having prior mental disorders	49	2	5	9	4	9	5	2	3	8	2
Relationship between victim and assailant											
Through law enforcement	121	8	16	20	6	24	8	6	10	12	11
Through non-law enforcement	15	2	0	3	1	0	3	4	1	0	1
No known relationship	628	72	94	67	78	52	63	39	53	61	49
Relationship not reported	21	11	4	3	0	0	3	0	0	0	0

¹The 72 deaths that resulted from the events of September 11, 2001, are not included in this table.**Table 42****Law Enforcement Officers Feloniously Killed¹**

Profile of Known Assailants, Criminal History, 1993-2002

<i>Known assailants</i>	<i>Total</i>	<i>1993</i>	<i>1994</i>	<i>1995</i>	<i>1996</i>	<i>1997</i>	<i>1998</i>	<i>1999</i>	<i>2000</i>	<i>2001</i>	<i>2002</i>
Total	785	93	114	93	85	76	77	49	64	73	61
Prior criminal arrest	528	55	62	62	48	59	54	41	51	48	48
Convicted on prior criminal charge	373	31	41	38	42	55	34	30	29	37	36
Received juvenile conviction on prior criminal charge	67	6	6	4	6	5	12	6	1	12	9
Received parole or probation on prior criminal charge	287	25	35	31	31	35	23	22	25	29	31
Prior arrest for											
Crime of violence	245	19	45	43	28	24	18	11	20	19	18
Murder	22	3	4	1	1	1	5	1	3	1	2
Drug law violation	252	24	26	34	22	34	27	21	13	23	28
Assaulting an officer or resisting arrest	146	15	25	20	11	13	7	19	9	17	10
Weapons violation	240	26	40	28	26	27	17	19	19	19	19

¹The 72 deaths that resulted from the events of September 11, 2001, are not included in this table.

Table 43**Law Enforcement Officers Feloniously Killed**

Disposition of Known Assailants, 1991-2000

<i>Disposition</i>	<i>1991- 1995</i>	<i>1996- 2000</i>	<i>1991- 2000</i>
Total	493	351	844
Fugitives	8	1	9
Arrested and charged	397	268	665
Guilty of murder	291	173	464
Received death sentence	63	38	101
Received life imprisonment	156	104	260
Received prison terms (ranging from 1.5 years to 396 years)	72	31	103
Guilty of lesser offense related to murder	34	24	58
Guilty of crime other than murder	22	13	35
Acquitted/dismitted/nolle prossed	33	12	45
Indeterminate charge and sentence	2	2	4
Committed to psychiatric institution	8	6	14
Case pending/disposition unknown	2	35	37
Died in custody prior to sentencing	5	3	8
Deceased	88	82	170
Justifiably killed	51	50	101
by victim officer	15	8	23
by person(s) other than victim officer	36	42	78
Committed suicide	33	29	62
Murdered while at large	1	0	1
Died under other circumstances	3	3	6

Summaries of Felonious Incidents

ALABAMA

A 35-year-old conservation enforcement officer with the Alabama Department of Conservation and Natural Resources was fatally wounded during a drug investigation about 7:15 p.m. on March 8 in Winfield. The 16-year veteran of law enforcement was working on a local drug task force that was attempting to execute a search warrant at the residence of a suspected drug dealer. Once at the home, officers knocked on the front door and announced their intent to execute the warrant. With no reply from inside, the officers tried to forcibly enter the residence. After numerous unsuccessful attempts, officers finally knocked down the door. When the conservation officer entered the residence, the suspect fired one shot from a .380-caliber semiautomatic handgun that struck the officer below the waist, just beneath his body armor. The victim officer yelled to the other officers that he had been shot, and the officers took cover outside the residence. The victim officer was able to pull himself back onto the porch where fellow officers were able to retrieve him and take him from the scene by police vehicle to a local hospital. The alleged shooter retreated to the back of the house. Law enforcement officers convinced the 42-year-old man to surrender a short time later. The man, who was a known drug user and dealer, had prior arrests on charges of First-Degree Rape and Lewd Molestation. He was arrested and charged with Possession of a Controlled Substance/Distribution of a Controlled Substance and Attempted Murder. On March 25, the conservation enforcement officer died of his injuries and the Attempted Murder charge against the offender was changed to Capital Murder.

A veteran police officer, aged 31, with the Birmingham Police Department was slain in a robbery attempt of a fast-food restaurant at 8:40 p.m. on November 18. The officer, who was off duty and in plain clothes at the time, had entered the establishment, placed an order, and sat at a table. Just after an acquaintance

of the officer entered the business and sat at the officer's table, a man entered the restaurant brandishing a .25-caliber automatic handgun. He ordered patrons and employees to the floor. The officer's friend was apparently too slow to follow the robber's orders, and the robber shot the individual. Calling himself to duty, the officer, with nearly 10 years of law enforcement experience, drew his 9 mm semi-automatic handgun and engaged the robber in a gunfight in which several shots were exchanged. The suspect tried to leave the business through a back door, but it was locked. The individual then retraced his steps and ran out the front door of the business with the officer in pursuit. After a short footchase, the officer collapsed at the corner of the restaurant. The victim officer, who had been shot five times in the right shoulder, the right hand, the right thigh, and fatally in the chest, was pronounced dead at the scene. The assailant remains at large at time of publication.

ARIZONA

On August 9, at 1:30 p.m., a 28-year-old park ranger with the National Park Service was killed in an ambush in Organ Pipe Cactus National Monument in Pima County, Arizona, while assisting in the pursuit of Mexican nationals who had stolen a vehicle in Puerto Penasco, Mexico. The ranger, who had nearly 5 years of law enforcement experience, was one of several Mexican and American officers attempting to apprehend the suspects. After car-jacking the vehicle from an American who was vacationing in Puerto Penasco, the suspects drove to the border town of Sonoyta, Mexico, where municipal police confronted them. After an exchange of gunfire, two of the suspects fled in the stolen vehicle to an area near the port of entry at Lukeville, Arizona, followed by Mexican authorities. The suspects turned east along the Mexican border road for approximately 3 miles then drove north into the United States through an opening in the barbed wire fence that marks the international boundary. One Mexican police vehicle followed the

suspects a short distance across the border. After another exchange of gunfire, the Mexican police returned to Mexico as the suspects continued north into the national park. At approximately 1 p.m., Mexican authorities notified the American port director that two armed men in a stolen silver sports utility vehicle had crossed into the United States. The port director notified both the U.S. Border Patrol and the National Park Service. A Border Patrol helicopter working in the area located the suspects and directed responding units to the site. The suspects tried to evade the pursuing Border Patrol units, but their vehicle eventually became stuck in a ravine. The two Mexican citizens fled from the vehicle in separate directions. One man ran northwest and was eventually captured with assistance from the Border Patrol helicopter. The second man ran southwest into a heavily vegetated area. The helicopter pilot eventually found this suspect hiding under a tree and directed officers on the ground to that location. The park ranger approached with his weapon drawn within approximately 50 feet of the tree. However, without warning, the suspect fired three shots from a 7.62x39 mm semiautomatic rifle. One round struck the victim officer's radio on his left hip, and the bullet entered his abdomen under his body armor. The suspect then ran southeast across open desert to within 50 yards of the border where at least 30 Mexican officers from numerous agencies opened fire on him. The 28-year-old assailant and the victim ranger both died from their wounds.

A 59-year-old sergeant with the Pinal County Sheriff's Department died on August 24 as a result of line-of-duty injuries sustained in Apache Junction on December 11, 1993. Just after 4 p.m. on the day of the incident, the officer, then a corporal with more than 6 years' law enforcement experience, and other officers responded to a domestic/disturbance call at a residence. As the officers entered the structure, a man inside exchanged gunfire with them. During the exchange, the man reportedly shot the corporal, who was wearing body armor,

in the front of the head with a .38-caliber revolver; another officer and the shooter were also injured. The 31-year-old male, who was known to law enforcement as a drug user and was under the influence of a controlled substance at the time, was taken into custody and charged with Attempted Murder and multiple counts of Aggravated Assault. The victim corporal required 24-hour care; he was promoted to sergeant and, subsequently, medically retired from the Pinal County Sheriff's Office on June 4, 1994. The department also granted the other injured officer a medical retirement. On August 24, 2002, the victim officer succumbed to cardiopulmonary complications stemming from the initial gunshot wound.

ARKANSAS

A patrol officer with the Little Rock Police Department was fatally shot at 1:30 p.m. on February 1 at an apartment complex office while handling a mentally deranged individual who was acting suspiciously and making bizarre statements. The 34-year-old officer, with nearly 12 years of law enforcement experience, and a backup officer talked with the man for more than 10 minutes before attempting to escort him from the office. A struggle ensued during which the man began to assault the victim officer. The backup officer used a wrestling hold in an attempt to separate the two, but the man obtained the victim officer's firearm, a .40-caliber semiautomatic handgun, and fired a first shot into the left side of the officer's head. The backup officer grabbed the barrel of the weapon and held it tightly as the man fired a second round, which struck the victim officer in the left arm. The backup officer fired one round from his weapon into the side of the suspect and, after clearing a malfunction, fired two more rounds into the suspect's back. Both the victim officer and the suspect were transported to a nearby hospital. The 28-year-old male was pronounced dead on arrival. The victim officer remained in critical condition until the next morning when he died.

CALIFORNIA

A 33-year-old deputy generalist with the Los Angeles County Sheriff's Department was shot and killed during a traffic stop near Irwindale at 10:40 a.m. on April 29. The 7-year veteran to law enforcement, who initiated the stop for unknown reasons, entered the vehicle's license plate number into his Mobile Digital Terminal. According to witnesses, the man, known to law enforcement as a drug dealer, exited his vehicle and began walking towards the patrol unit. The deputy exited his vehicle, stood behind his opened car door, and ordered the individual to stop. The suspect stopped near the back of his own vehicle. The deputy approached the suspect from behind and was patting him down when the suspect grabbed a 9 mm semi-automatic handgun from his waistband with his right hand, spun around, and fired a shot at the deputy. The deputy fell to the ground and the suspect fired four more shots at him before fleeing in his vehicle. The victim officer suffered two fatal injuries, a chest wound from a bullet that went through his left arm before entering through the armhole of his protective vest and a wound to the front of his head. The suspect, a male in his mid-twenties, who has an extensive criminal history including various drug and weapons charges, remains at large at time of publication.

A 47-year-old deputy with the Fresno County Sheriff's Department was shot and killed during a traffic stop about 11:45 p.m. on May 19. The deputy, who had nearly 3 years of law enforcement experience, had stopped a vehicle in Clovis. The driver of the vehicle was suspected of being involved in the shooting of a commercial street sweeper earlier that day. Before exiting the marked patrol car, the deputy, who was wearing body armor, provided dispatchers with the vehicle's license plate number and location as well as a description of the vehicle and its occupant. As the deputy approached the car, the driver allegedly shot him once in the mouth area at close range with a .30-caliber lever-action rifle. The deputy died at the scene, and the suspected shooter fled in the deputy's police car, which had a rifle in-

side. On May 25, the suspect, who had a history of mental instability, was found near Auberry in a camper on a rural residential lot. He exited the camper holding a rifle and pointed it at SWAT personnel, who then shot and killed the 21-year-old suspect. The officer's weapon was recovered.

A 31-year-old police officer with the Red Bluff Police Department was gunned down at 1:30 a.m. on November 19 in an ambush as he was fueling his marked police vehicle at a gasoline station. The officer, who had nearly 4 years of law enforcement experience, was wearing body armor when he was shot three times with a .40-caliber semi-automatic handgun. He was shot twice in the back, but the rounds penetrated the vest because the ammunition was more powerful than the body armor's capabilities. In addition, the victim officer was shot fatally once, execution-style, in the back of the head. There were no witnesses to the killing. The victim officer's weapon was found approximately 10 feet from his body. It is unclear if the officer drew his weapon, if the suspect removed the officer's weapon, or if the weapon ejected from the victim officer's holster as he fell to the ground. On November 25, a 23-year-old male confessed over the telephone to his parents about the killing and told them he was at a hotel in Concord, New Hampshire. The suspect's parents contacted law enforcement personnel with that information, and a felony warrant was issued in the early morning hours of November 26 for the suspect's arrest. When authorities went to the hotel to arrest the suspect, he had barricaded himself in the hotel room. He demanded media access, which was provided and his confession was taped. Hostage negotiators then convinced him to surrender, and he was arrested around 9 a.m. that day and charged with Murder of a Peace Officer Engaged in Duties.

On November 30 at 10:30 a.m., a 42-year-old deputy sheriff with the Los Angeles County Sheriff's Department was fatally wounded after responding to a disturbance call in Artesia. The nearly 19-year veteran to law enforcement was among patrol units and an air

unit that responded to numerous calls of two street gang members in the area of a rival street gang. Gunshots were also reported being fired. Members of the air unit spotted the two suspects; one suspect hid in a backyard and the other forced his way into a nearby residence. The deputies learned that inside the house there were two women who were afraid to leave. Fearing a hostage situation, they went to the residence and ordered the suspect to come out, but he refused. With the house surrounded by law enforcement personnel, a group of deputies attempted to kick in the front door. The suspect fired four shots from a .380-caliber semiautomatic pistol. One shot entered through the armhole of the victim officer's protective vest and struck him in the chest. The victim officer attempted to draw his weapon as another deputy fired one round from his shotgun through the front door. The round struck the suspect in the right side and back. The 21-year-old suspect, who was on probation and under the influence of a controlled substance at the time of the incident, then shot himself in the head and died at the scene. The victim officer was transported to a local hospital where he died the same day. Officials later discovered that the occupants of the home had managed to escape before the deputies arrived.

FLORIDA

On November 13, a sergeant, aged 47, with the Tallahassee Police Department was shot and killed at 8 p.m. while responding to a robbery in progress. Reportedly, after kicking in the back door of a residence, a man held two females at gunpoint in the living room while he searched for drugs. Eventually, the man put the females in the bathroom and continued to loot their home, placing jewelry and compact discs into a pillowcase that he took to his vehicle; he then returned to remove a computer. While in the bathroom, one of the females called 911 on a cellular telephone, and officers with the Tallahassee Police Department were dispatched to the residence. Upon arriving, the sergeant, who had nearly 14 years' law enforcement experience, parked one block away and walked toward the residence, which was

located at the end of a dead end road with no lighting. After observing an idling vehicle at the end of the driveway, the veteran sergeant radioed dispatch with the vehicle's license plate number. A second officer arrived at the scene and went to the rear of the residence; the sergeant moved toward the side of the residence where the front door was located. When the sergeant approached the door with his weapon drawn, a man emerged with a .357-caliber revolver and shot the sergeant fatally in the back of his head from a distance of 5 feet or less, as well as in the stomach below his body armor, the back, below his waist in the back, and his arms and hands. A third officer entering the area then saw the individual get into his vehicle and flee the scene through a field. Within minutes, officers located the vehicle and a pursuit ensued. They hit the assailant's vehicle with the police car, and both vehicles slid from the roadway. Officers then apprehended the man, who confessed to the robbery and to firing the handgun at the scene of the crime. The 32-year-old suspect, who had an extensive criminal history and had been released from prison 4 ½ months earlier, was arrested and charged with Homicide of a Law Enforcement Officer, Robbery with a Firearm, Burglary of a Dwelling, Possession of a Firearm by a Convicted Felon, Fleeing Police, and Kidnapping.

GEORGIA

A 42-year-old lieutenant with the Carroll County Sheriff's Office was killed at 9:30 p.m. on September 3 while investigating a suspicious person. The lieutenant responded to a 911 call from a person who had reportedly witnessed a man setting fire to a residence in Carrollton. The witness also reported seeing the suspect fleeing with a can of gasoline from the burning dwelling, which was later discovered to be the suspect's residence. The witness followed the man's vehicle and continued to update the 911 center with information that was passed on to all patrol units. The veteran officer, with over 20 years of law enforcement experience, was the first officer to intercept the suspect's vehicle. As the lieutenant attempted to pull over the suspect, a high-speed chase ensued. The alleged

arsonist, who was reportedly distraught over his impending divorce, eventually stopped his vehicle and fled on foot, and the officer ran after him. The man entered a nearby residence where he allegedly fired 12 close-range rounds from a 9 mm semiautomatic handgun, killing the 85-year-old owner. The suspect immediately exited the residence, firing additional rounds at the pursuing officer. One of the rounds fatally struck the victim officer in his chest. The suspect ran back into the house and then out again as he fired at officers who were arriving at the scene. The 31-year-old male, who had previous charges against him for Aggravated Assault with a Motor Vehicle, Fleeing and Attempting to Elude Officer for Felony, and Failure to Appear, was shot by the officers and died shortly after being transported to a local hospital. The victim officer died at the scene.

ILLINOIS

A veteran police officer with the Chicago Police Department died March 19 of injuries sustained the previous day while trying to serve a bench warrant. Shortly after 10 p.m. on March 18, the 47-year-old officer, with more than 20 years of experience in law enforcement, and his partner arrived at a residence to serve a bench warrant requiring the officers to bring the individual to court and authorizing forced entry into the residence, if necessary. Identifying themselves as police officers, the officers knocked on the door several times, but the occupant refused to open the door. A neighbor of the occupant also tried in vain to get the individual to open the door. Subsequently, the officer obtained a sledgehammer, again identified himself as a police officer, and asked that the occupant open the door. When the occupant still refused to open the door, the officer hit it with the sledgehammer. His partner heard a gunshot and saw the victim officer fall across the door's threshold. The victim officer had been shot in the front of the head at close range with a .22-caliber semiautomatic handgun. The victim officer's partner and the neighbor took cover while the suspect continued shooting. The partner called for help, and additional officers responded to

the scene. While under fire, officers removed the victim officer from the scene and shot the 77-year-old suspect in return fire. More than 40 shots were fired during the incident. The victim officer and the suspect were taken to different hospitals. The suspect died at 11:30 p.m. on March 18, and the officer succumbed to his wounds shortly after midnight on March 19.

About 8 p.m. on March 22 in Toulon, a deputy sheriff with the Stark County Sheriff's Office was shot and killed while attempting to serve an arrest warrant to a man who had been arrested for assault by the department in the past and had been verbally, but not physically, abusive to officers. The 23-year-old deputy with 2 years of law enforcement experience knocked on the man's door. Allegedly, the man came to the door and shot at the deputy, who was wearing body armor, from about 2 feet away with a sawed-off 12-gauge pump-action shotgun. The round hit the deputy's badge, ricocheted up, and struck the officer in the neck, killing him instantly. Apparently, the man then took the deputy's firearm and stole his police car. He drove approximately two blocks and rammed into a vehicle. Assumedly, he exited the police car, entered another residence, and killed a man and woman inside. The suspect returned to the police car and left the scene. About a block away, a responding officer rammed his patrol vehicle into the police car driven by the suspect. The man then engaged in a gunfight with what eventually included three police officers. One of the officers shot the suspect in the head. The man was taken into custody and transported to a hospital for treatment. The 60-year-old man, who had prior arrests for Assault, Aggravated Assault, and Disorderly Conduct, was charged with 12 counts of First-Degree Murder, four counts of Criminal Damage to Government Supported Property, three counts each of Aggravated Discharge of a Firearm and Attempted First-Degree Murder, two counts of Criminal Damage to Property, and one count each of Armed Robbery, Disarming a Peace Officer, Aggravated Vehicular Hijacking, Unlawful Use of Weapons, Home Invasion, and Aggravated Assault.

KENTUCKY

The 48-year-old sheriff of the Pulaski County Sheriff's Office was shot and killed in an ambush at 7:15 p.m. on April 13. The officer, with 28 years' experience in law enforcement, was leaving a benefit dinner in the city of Somerset. The officer, in uniform and wearing body armor, was unlocking the door to his police car when a single shot from a .25-06-caliber bolt-action rifle apparently fired from a wooded area more than 250 feet away fatally struck him in the side of the head. The assailant was seen leaving the area on a motorcycle. Police apprehended and arrested a 30-year-old suspect, who was a known narcotics user, a short time later in a rural area of the county. He was charged with Murder of a Police Officer. Two days later, a 34-year-old male and a 54-year-old male were also arrested and charged with Complicity to Commit Murder of a Police Officer.

LOUISIANA

A 25-year-old officer with the Marion Police Department was shot and killed following a felony traffic pursuit at 9:15 a.m. on March 5. The officer, who had 1 year of law enforcement experience, was responding to a call from a teller at the drive-through window of an area bank. Three males, aged 16, 22, and 23, in a pickup truck had attempted to cash a forged check at the bank. As the officer approached the bank, the 16-year-old driver sped away, and the officer followed. After a chase that lasted several minutes and approached speeds of 100 miles per hour, the driver lost control of the truck, which was later determined to have been stolen, and crashed into a ditch. The trio exited the truck through the passenger-side door. The officer stopped, exited his vehicle, and chased the driver, who was the last to exit the vehicle, into a wooded area. As the officer neared the 16-year-old, the teenager apparently turned and fired shots at close range from a 9 mm semiautomatic handgun. The first shot hit the officer in the chest and he dropped to his knees; a second and fatal shot hit him in his forehead. The driver was arrested and charged with First-Degree Murder and Aggravated

Flight from Officer. The 22-year-old and 23-year-old men, both with previous arrests and convictions, were each charged with Voluntary Manslaughter.

Just before 3:30 a.m. on August 4, a police officer with the New Orleans Police Department was shot and killed while investigating a robbery in progress at a neighborhood bar. The 35-year-old officer had more than 4 years' experience in law enforcement and was acting as Field Training Officer to his partner, a recent graduate of the police academy, when the call of a robbery in progress was dispatched. Responding to the dispatched call, the officers sat in their marked car across the intersection from the bar and observed that no activity was occurring outside the establishment. As the officers approached the bar in their cruiser, the robbers inside saw the police arrive and began a frantic search for an alternate exit. At some point, one of the suspects ordered the bartender to release the lock on the front door, and the suspect exited just as the officers drove past the door. Reportedly, he immediately fired 6 rounds from a .40-caliber semiautomatic handgun toward the passenger door of the police car as the victim officer attempted to exit the vehicle. Although the officer was wearing body armor, one of the bullets struck him fatally in the front of the head. The four men reported to be involved in the robbery—two aged 20, one aged 31, and one aged 35—were all arrested and charged with First-Degree Murder and 16 counts of Armed Robbery.

MARYLAND

Two deputy sheriffs with the Prince George's County Sheriff's Office were shot and killed on August 29 just after 9:30 in the evening while attempting to serve a Court Order Emergency Psychiatric Evaluation Order. The two deputies arrived at the home of the parents of the individual who had been ordered to be evaluated and the father directed them to the basement. The individual was with an associate when the deputies attempted to take him into custody. The man bolted from the basement and ran to an upstairs bedroom with the deputies in pursuit. The 53-year-old veteran

Deputy Sheriff Sergeant, with 13 years of police experience, attempted to negotiate with him while the accompanying officer, with a little more than a year on the job, and the subject's parents observed the conversation. After the man's parents left the immediate scene, he became uncooperative. He apparently pulled a 9 mm semiautomatic pistol from behind the closet door by which he was partially concealed, and shot the sergeant in the throat and fatally in the chest. As the suspect fired his second shot, the 30-year-old Deputy Sheriff First Class, who was wearing a protective vest, stepped back and drew her weapon. Before the deputy could fire, the 23-year-old suspect shot six rounds at her, one of which mortally wounded her in the side of the head. The alleged shooter then stood over the sergeant and shot him 4 more times. The suspect and his 19-year-old male associate then fled the scene, and the suspect's father called 911. The suspect, who was on probation at the time of the shooting, was arrested on August 31 and charged with Murder First Degree. His associate was arrested the same day and charged with Murder First Degree, Accessory After Fact.

An off-duty detective with the Baltimore Police Department was fatally wounded in an ambush just before 2 a.m. on November 23. The 37-year-old detective along with four acquaintances had just left an establishment where he was working security. As the veteran detective with 12 years of law enforcement experience approached his car, two men walked across the parking lot, produced handguns, and shot multiple rounds at the detective from less than 5 feet away. The detective, who was attempting to draw his weapon, was hit in the arms and hands, back, stomach, and fatally in the chest, and fell to the ground with his gun next to him. One of the detective's acquaintances, who also worked at the establishment, picked up the gun and chased the two men on foot. The detective's acquaintances got into a car, called 911, and then proceeded to chase the suspects' vehicle. After a short car chase, the suspects stopped the vehicle, exited, and fled on foot. The detective's acquaintances also stopped, exited their vehicle, and exchanged gunfire with the suspects as

they chased them on foot. When police officers arrived at the scene of the foot-chase, they canvassed the area. A woman told the officers she saw someone go into a nearby building. The investigating officers heard a noise coming from inside the building and ordered the person to come out. The man complied, and officers took the 21-year-old male into custody. The officers located a 9 mm semiautomatic handgun in the building. A responding officer found the victim detective's body and called a medical unit. The victim detective was transported to a local hospital and died less than an hour after the incident. Later that morning the two suspects, a 34-year-old male and a 22-year-old male, were arrested at the home of one of their friends. In interviews with investigators, the suspects revealed that they conspired to kill the detective because they believed the detective was responsible for arresting one of the men's brothers. Through further investigation, authorities determined that the 9 mm pistol used in the murder of the detective was among items that had been stolen during a burglary of the home of a police officer earlier that month. A revolver was also recovered during the investigation, but laboratory technicians were unable to verify that it was used in this incident. The 21-year-old and 22-year-old suspects, both with prior drug possession arrests, were each charged with First-Degree Murder, Handgun on Person, Handgun Violation-Use/Felonious-Violent Crime, Conspiracy to Commit Murder-First Degree, and Illegal Possession of a Firearm. The 34-year-old, who is a known drug dealer on probation, was charged with First-Degree Murder and Handgun Violations.

MASSACHUSETTS

A 34-year-old patrol officer with the Westminster Police Department died on November 30 as a result of line-of-duty injuries sustained on May 10, 1999. Around 12:15 a.m. on the night of the incident, an officer on patrol duty stopped a car on the highway and, at the same time, observed a male walking along side of the road. Just then, an assisting patrol officer, who had nearly 12 years' law enforcement experience, arrived at the scene; the two officers iden-

tified the pedestrian and attempted to investigate this suspicious person. However, the man ran into the woods, so the officers ran after him. From a distance of 11-20 feet, the suspect allegedly fired at the assisting officer six times with a .357-caliber revolver, striking him in the face, the hand, and the leg. The victim officer returned fire and hit the suspect once. Responding emergency personnel administered medical aid to the victim officer and transported him to a medical center in Worcester where he was treated for his wounds. The 26-year-old suspect, who was on probation and had a previous criminal history, was taken into custody and charged with Assault with Intent to Murder, Assault and Battery with a Dangerous Weapon, and Larceny of a Firearm. As a result of the injuries he sustained to his head, the victim officer remained unconscious for 3 ½ years until his death on November 30, 2002. Following the officer's death, a grand jury charged his assailant with Murder.

MICHIGAN

Just after 9:30 p.m. on February 12, an officer with the Detroit Police Department was fatally stabbed after initiating a traffic stop. The 35-year-old police officer with 6 years of law enforcement experience parked his patrol car behind the suspect's vehicle after the suspect had turned into the driveway of a local residence. The officer exited his patrol car and approached the driver. As he was attempting to question the driver, the driver fled on foot with the officer in pursuit. When the officer caught up with the man, a struggle ensued. The man allegedly stabbed the veteran officer, who was wearing body armor, in the back, arms/hands, and fatally in the neck. During the altercation the victim officer fired a shot inflicting a wound to the suspect's stomach. The suspect fled in the officer's patrol car and drove to a nearby hospital where he was treated and taken into police custody. Responding officers found the victim officer on the porch where the altercation occurred; he was taken to a local hospital where he died in the emergency room. The 22-year-old male was charged with First-Degree Murder and Murder First Degree Felony.

A 26-year-old patrol officer with the Hazel Park Police Department was shot and killed about 9:15 p.m. on July 28 while answering a disturbance call concerning an unleashed dog. As the officer, with 2 years of law enforcement experience, approached the residence, she encountered a man armed with a pump shotgun and immediately radioed for assistance. When responding officers arrived, they found the victim officer lying in the yard with a fatal wound to the throat, well above her protective armor. The officer was pronounced dead at 9:47 p.m. The 42-year-old suspect, who was under the influence of alcohol, was also lying in the yard with a gunshot wound to the abdomen from a single shot fired by the officer. The suspect was arrested and charged with Murder of Police Officer, Premeditated Murder, and Felony Firearm.

A Detroit police officer with 5 years of law enforcement experience was fatally shot in the head at 2:40 a.m. on August 11 while investigating suspicious persons. The plain clothed officer was investigating individuals who were allegedly gambling in front of a residence. He was wearing body armor and was bent over trying to handcuff an individual for illegally carrying a pistol when another person shot the officer at close range in the back of the head with a 9 mm semiautomatic handgun. The 31-year-old officer was taken to a local hospital where he died at 12:30 p.m. that day. The alleged shooter turned himself in to police the same day and was charged with Second-Degree Murder and Felony Firearms. The 27-year-old male had been arrested previously on charges of Felony Homicide-Man-slaughter-Involuntary and Felony Weapons Felony Firearms.

MINNESOTA

A 35-year-old officer with the Minneapolis Police Department was shot and killed on August 1 while responding to a domestic disturbance call. The incident began shortly before 6 p.m. when police received a complaint that a woman was threatening a relative with a gun. Officers who responded to the residence learned that the suspect had fled the scene in her aunt's vehicle. Investigators

broadcast the vehicle's description and the suspect's address to officers on the street. The victim officer, a 7-year veteran, and a back-up officer went to the address and found a female sitting in the driver's seat of the vehicle in question. The two officers searched the woman but found no weapon. The woman then asked permission to use a public restroom in her apartment building. The officers accompanied the suspect into the bathroom. While in the bathroom stall, the suspect apparently retrieved a small .38-caliber revolver from between her buttocks and emerged from the stall firing the gun. One round hit the victim officer in the front lower torso, below her protective vest. The wounded officer was able to fire three shots, all of which hit the 60-year-old shooter, killing her. The police officer was transported to an area hospital, but she died on the operating table.

MISSISSIPPI

A 42-year-old patrol officer with the Moss Point Police Department died about 11:45 p.m. on October 17 when the vehicle of a fleeing subject struck his patrol car. The patrol officer, who had over 21 years' law enforcement experience, had answered a radio request for assistance from an officer in pursuit of a suspect traveling the wrong way on a divided highway. After establishing a road block in the suspect's path with his patrol car, the veteran officer attempted to exit the vehicle; however, the suspect allegedly rammed into the patrol car with his vehicle. Upon impact, the victim officer was ejected from the patrol unit and was thrown over the median divider into the opposite lane of the highway. He suffered fatal injuries to the front of the head, as well as to his neck and upper torso. Responding emergency medical technicians pronounced the victim officer dead at the scene. Though the suspect attempted to flee on foot, the first responding officer apprehended and arrested the man a short distance from the scene of the incident. The 26-year-old male, who was on probation for a previous arrest of Aggravated Assault, was charged with Capital Murder.

MISSOURI

On December 9 at 12:05 p.m., a 48-year-old detective with the Dent County Sheriff's Department was shot to death while attempting an arrest. Responding to a report of a double homicide at a residence in a rural area of the county, the veteran detective, with 10 years of law enforcement experience, and the sheriff arrived at the suspected killer's residence. A witness to the murders had identified the man but had provided incorrect information concerning his vehicle. Although the officers did not see the described vehicle at the residence, they approached the home. A woman, later identified as the suspect's girlfriend, opened the door and spoke to the officers. As the officers continued walking toward the residence, the suspect allegedly stepped to the door with a .22-caliber semiautomatic handgun hidden behind his back. When the detective was within 10 feet of the door, the assailant fired at least three shots, striking the victim officer in her abdomen and fatally on the left rear side of her head. The sheriff received a superficial wound to the abdomen, but he was able to draw his service weapon and return fire, striking the suspect in the left side of his face and his left leg. The suspect's girlfriend was shot twice as she and the suspect retreated into the residence. The man exchanged gunfire with other officers who arrived to assist, but he surrendered a short time later. The victim detective was airlifted to a local hospital where she died about 4 a.m. the next day. Both the 53-year-old male and his girlfriend recovered from their injuries. The man previously had been arrested for Possession/Sales of Dangerous Drugs, DWI/Leaving the Scene of an Accident, and Carrying a Concealed Weapon. He had a prior law enforcement relationship with the victim officer and was also known to be a user of a controlled substance and was under the influence of a controlled substance at the time of the incident. He was charged with three counts of First-Degree Murder, four counts of Armed Criminal Action, Assault of a Law Enforcement Officer, and Felony Possession of a Controlled Substance.

NEW YORK

On February 11 at 9:25 a.m., a trooper with the New York State Police was killed while investigating a complaint from a woman in Crown Point reporting she had been threatened with a knife by her former boyfriend. While the 28-year-old trooper with just over 1 year of law enforcement experience was obtaining a deposition from the woman in her residence, the ex-boyfriend returned and exited his vehicle armed with a .30-30-caliber lever-action rifle. Apparently, he fired three shots into the residence, one of which struck the victim trooper in the lower back, penetrating his body armor and mortally wounding him. The 36-year-old suspect then entered the residence in pursuit of the complainant and fired one more round at the trooper, striking the collar of his jacket. The man located the woman and shot her twice at close range before killing himself with a single gunshot to the chest.

A 36-year-old deputy with the Broome County Sheriff's Office was killed with his own weapon in an unprovoked attack at 3:30 a.m. on July 4 in Kirkwood, New York. Prior to the incident, three males, aged 22, 22, and 23, had apparently stolen a pickup truck from a dealership in Pennsylvania and had driven it to a small park in Kirkwood, where they had left a second vehicle. The three then returned to Pennsylvania in the pickup truck where they drove it through the front door of a fireworks store that apparently sold firearms as well. They took approximately 12 firearms before returning to the park in New York. The three were transferring the stolen weapons from the pickup truck to the second vehicle when the veteran officer, with 13 years of law enforcement experience, arrived. Apparently, as the officer exited his vehicle, the 23-year-old suspect and one of the 22-year-old men hid in weeds behind the truck. The other 22-year-old man dove under the truck and began firing at the deputy with a .40-caliber weapon, striking the officer in the knee, the abdomen, and the body armor he was wearing. The alleged shooter then entered the truck and ran over the victim officer, who struggled to obtain his weapon, a .40-caliber semiautomatic

handgun. The other 22-year-old suspect then ran out of the weeds and tried to shoot the officer with a 9 mm weapon, but the magazine ejected. Apparently, the suspect then took the officer's weapon and fatally shot him in the head several times. A passerby found the victim officer on the ground near his patrol vehicle 1-2 hours after the incident. All three men were arrested on July 6. The 22-year-old men, both of whom had previous arrest records, were charged with First-Degree Murder. The 23-year-old suspect was charged with Criminal Possession of a Weapon.

OHIO

A deputy sheriff with the Muskingum County Sheriff's Office was shot and killed during a traffic stop on January 8 in Zanesville. The 39-year-old deputy sheriff, with more than 8 years of law enforcement experience, radioed a registration request on a license plate at 6 p.m. and also indicated that same car was parked at a residence where someone was flagging him down. A short time later, a male caller placed a 911 cell phone call to report that a deputy was down. Arriving at the scene, the investigators found the veteran deputy, who was wearing body armor, fatally shot in the left side of the head. They recovered a .45-caliber shell casing as well as the victim deputy's pocket notebook, opened to a page that had a Social Security number written on it. Investigators soon learned that the number was assigned to the boyfriend of the suspect vehicle's owner. Moreover, he had been seen driving the car earlier in the day, and he had picked up his girlfriend at her place of employment shortly after the shooting. Officers spotted the vehicle later that evening however, and the driver pulled away when deputies tried to stop the car. The occupants later abandoned the car and fled on foot to a wooded area where they were apprehended. The suspect had a .45-caliber semiautomatic handgun in his possession and admitted to deputies that he had shot an officer. The 27-year-old male, who was on probation at the time of the shooting, was arrested and charged with Aggravated Murder.

A Dayton police officer with nearly 2 years of law enforcement experience was critically wounded after responding to a domestic disturbance call at 3:30 p.m. on May 15, 2000. The 40-year-old officer and her partner were in their patrol vehicle en route to the residence where a man was reported to have shot at his girlfriend and her 4-year-old son. The suspect was leaving the residence as officers arrived, and a short car chase ensued. He stopped his vehicle, exited with a .30-caliber semiautomatic rifle and aimed it at the victim officer's partner. Both officers exited the patrol vehicle and took cover, the partner behind the vehicle and the officer behind the vehicle's right front fender as four other officers arrived at the scene. The first officers at the scene ordered the man to put down his weapon, but he replied that if they didn't drop their weapons he would shoot them. A little more than a minute later, the suspect reportedly approached the officer who had taken cover behind the right front fender of the police car and told her to drop her gun or he would "blow her head off." The officer, who was wearing body armor, placed her gun on the ground and raised her hands. The suspect then shot the victim officer in the neck from less than 5 feet away. Her partner returned fire and shot the man six times. The 21-year-old offender, who was on conditional release pending criminal prosecution, was known to law enforcement as a drug dealer. He was treated for his wounds, then charged with three counts of Felony Assault, two counts of Aggravated Robbery, one count each of Child Endangerment, Failure to Comply, Carrying Concealed Weapon, Having Weapons Under Disability, and Unlawful Possession of Dangerous Weapons. The victim officer was left quadriplegic as a result of the shooting and died of her injuries on August 25, 2002, at the age of 43.

A 31-year-old patrol officer with the Massillon Police Department was shot and killed August 9 just after 8:30 p.m. The 7-year veteran was assisting state troopers in the pursuit of an armed suspect who had fled a traffic stop. During the initial stop by the Ohio State Highway Patrol, the driver refused to

give the trooper his license and fled the scene entering Massillon city limits. The suspect stopped a second time, pointed a 7.62x25 mm semiautomatic pistol at the pursuing trooper, and then fled to a nearby construction site. The trooper retreated to his cruiser and notified his dispatcher that the suspect was armed. However, the victim officer, who arrived at the construction site to assist the troopers, did not receive the dispatch that the suspect was armed due to a delay in transmitting information because of different radio frequencies. The suspect allegedly shot at the patrol officer once, hitting his driver side mirror. As the officer exited his vehicle, the suspect shot a second time striking the officer fatally in the left lower back below his protective vest. The trooper who had been in pursuit of the suspect and three other Massillon police officers arrived at the scene. The suspect drove his vehicle at the officers firing his handgun at them. Officers returned fire as the suspect circled past them. When the 61-year-old male stopped and exited his vehicle, officers shot and killed him at the scene.

OREGON

On September 14, at 8 a.m., a 38-year-old deputy with the Douglas County Sheriff's Office was shot and killed while investigating a disturbance call that included a report of public indecency at a motel located in a rural area of the county. The officer interviewed the suspect, obtained his identification, and returned to the patrol vehicle to provide the information to the dispatch office. The deputy, who had nearly 9 years of law enforcement experience, indicated to the dispatcher that the man seemed irritated and had lied about not having a vehicle and identification. The dispatch office sent a back-up officer to the scene. Soon after the corporal arrived, the dispatch office received a call from another motel resident who reported hearing the suspect loading a firearm. The assisting officer joined the deputy at the suspect's vehicle parked near the motel room. At first, the suspect seemed cooperative, but after the deputy completed the citation, he asked the suspect for permission to search the vehicle's trunk for firearms.

The trunk lid was already open, and the man reached up toward the lid in what appeared to be a movement to close it. Instead, he suddenly reached inside the trunk and pulled out a .44-caliber lever-action rifle that had been concealed under a blanket. Both officers immediately drew their firearms and began to fire. The deputy, who was wearing body armor at the time of the attack, fired four shots before he was fatally struck in the face by a round fired by the suspect. The corporal fired seven rounds, striking the suspect with at least one of the shots. Both the deputy and the suspect died at the scene. The suspect, a 36-year-old male, was on probation and had a history of resisting arrest, drug possession, and other battery charges. He also was a known user of narcotics and was under the influence of a controlled substance at the time of the incident.

PENNSYLVANIA

About 9:30 p.m. on January 30, a patrol officer with the Upper Darby Township Police Department was shot and killed while investigating a suspicious vehicle. The 43-year-old officer, with nearly 9 years of law enforcement experience, radioed police dispatchers that he would be out of his vehicle checking two subjects. Within minutes a back-up officer arrived to find the victim officer fatally shot once in the side of his head. A witness to the shooting reported that when the victim officer started to transmit on police radio via his shoulder microphone, a man pulled a .32-caliber semiautomatic handgun from his pocket, fired a shot, and fled the area by vehicle. Information regarding the individual was broadcast to all surrounding jurisdictions, and in the early hours of January 31, the suspect's vehicle was observed by the Pennsylvania State Police. A pursuit ensued and ended when the suspect's vehicle crashed. The 52-year-old male, who had an extensive arrest record, was a known drug dealer, and was on probation at the time of the incident, was arrested and charged with Murder, Aggravated Assault, Firearms, and related offenses.

At 3:30 p.m. on November 10, a 34-year-old trooper with the Pennsylvania

State Police died as the result of a gunshot wound inflicted around 2:30 a.m. on November 9 by an armed DUI suspect in Ebsenburg during a traffic pursuit and stop. In an initial traffic stop effected by a municipal officer, the suspected DUI violator was unsteady and belligerent, prompting the officer to call for backup. When the responding officer arrived, the suspect brandished a weapon, then fled the scene. A chase ensued during which the suspect apparently stopped his vehicle twice for periods of 10–20 minutes, but he did not respond to officers' attempts to negotiate his surrender. Officers from two other municipal departments assisted in the pursuit, and a fourth municipal department deployed tire-deflation devices that flattened three of the tires on the suspect's vehicle. However, the suspect drove off again, and the veteran trooper, who had nearly 11 years' law enforcement experience, and his partner joined the chase. They followed two of the municipal police vehicles on a route parallel to the pursuit route in an apparent attempt to head off the suspect. As the two municipal vehicles and the state police vehicle turned right onto a connecting street, the suspect reportedly turned left onto the same street, heading directly at oncoming police cars. Though the first municipal car avoided impact with the suspect, the second collided with him. The suspect swerved across the street and struck a utility pole near the state police car that was stopped with no room to continue forward. He then allegedly exited his vehicle with a gun in each hand and fired at the state police vehicle from a distance of approximately 7 yards. Wearing body armor and using his car for cover, the trooper, his partner, and municipal officers all returned fire. The suspect allegedly fired at least eight rounds; one bullet from a .41 magnum handgun struck the victim trooper in the forehead over his left eye. Officers hit the suspect in the torso and extremities with approximately 12 rounds before he collapsed. Both the victim trooper and the suspect were treated by emergency medical technicians at the scene and flown to a nearby hospital where they both underwent surgery. However, the victim trooper died of massive brain injuries the following day. The 45-year-

old suspect, who had a previous arrest for DUI and was under the influence of alcohol at the time of the incident, recovered from his wounds and was charged with First-Degree Murder, one count of Criminal Homicide, two counts of Criminal Attempt/Criminal Homicide, six counts of Aggravated Assault, eight counts of Recklessly Endangering Another Person, and one count of Fleeing or Attempting to Elude Police Officers.

PUERTO RICO

A 28-year-old agent with the Police of Puerto Rico, Toa Baja, was shot outside her apartment in Guaynabo at 3:30 a.m. on January 9 in a suspected ambush. Apparently, the agent, who had 7 years of law enforcement experience, encountered a man near her vehicle as she was leaving her residence to go to work. The agent and the man began talking, but the conversation turned into an argument. He then allegedly drew a 9 mm handgun and shot the agent six times in the chest. The victim officer was taken to a local hospital where she died at 4 p.m. on January 21. The unidentified male remains at large at time of publication.

Shortly before 11:30 p.m. on January 11, an agent with the Police of Puerto Rico in Puerto Nuevo was killed during a robbery. The 37-year-old agent, who had 16 years of experience in law enforcement, was off duty and at a bar in Puerto Nuevo when two men entered and said they were robbing the establishment. One of the men approached the agent and demanded money. In an attempt to subdue the individual, the agent was shot twice at close range with a 9 mm semiautomatic handgun during an ensuing struggle. The victim agent was shot in the front of the head and in the rear upper right side of his back. The suspects then fled the bar with about \$200 and the victim agent's service weapon, a 9 mm semiautomatic handgun. Both men remain at large at time of publication.

A 36-year-old police officer with the Police of Puerto Rico was ambushed at 9 a.m. January 15 in Guayama while at the courthouse securing indictments related to a car theft ring apparently involving a

Guayama police officer. The officer, with more than 13 years of law enforcement experience, had gone to the Guayama courthouse to discuss the case at the State Attorney General's office. After the meeting, the officer was standing in front of that office and talking to a victim of the car theft ring when the officer suspected of involvement in the theft ring approached them. The officer suspected of involvement in the ring told the other officer that a mechanic assisting in the case was approaching from the opposite direction. When the officer turned to look for the mechanic, the suspect officer allegedly drew a 9 mm semiautomatic handgun from his fanny pack and fired one shot, hitting the victim officer in the back of the head and killing him instantly. A court deputy and a Puerto Rico police officer who were on the scene drew their weapons and told the 39-year-old suspect to drop his gun. The suspect instead fired another round at the pair, wounding the deputy. Both law enforcement officers returned fire, critically injuring the suspect. He was taken to a hospital and died there 10 days later.

On April 24, at 7:50 p.m., an officer with the Department of Veterans Affairs in San Juan, Puerto Rico, was shot to death in an ambush while he attended his post at the back gate of the Veteran's Hospital in Rio Piedras. A video from the hospital's security system showed that the 53-year-old officer, who had 23 years of law enforcement experience, was approached by two individuals while he was performing his duties in the guard station. When the officer noticed the individuals, they were already very close to the guard house. A struggle ensued, and one of the assailants shot the victim officer with a .38-caliber handgun at point blank range. One bullet struck the officer in his chest and a second shot wounded him fatally in the side of his head. Investigating officers believe that the suspects were attempting to steal the victim officer's service revolver, but they were unsuccessful. The unidentified assailants, who remain at large at time of publication, were also seen fleeing from the scene after the murder of the officer.

A 29-year-old agent with the Police of Puerto Rico, San Juan, was fatally shot

during an undercover drug operation in Rio Piedras at 4:30 a.m. on September 26. Shortly after arriving in civilian clothes at a housing project and exiting their unmarked vehicles, the veteran agent with 7 years' law enforcement experience and a dozen other agents overheard shouts throughout the housing project warning of the presence of law enforcement. Moments later, a series of shots rang out from the upper levels of two high-rise buildings, striking the parking lot below. Police agents took cover behind their vehicles and requested assistance. For approximately 7 minutes, snipers fired about 50 rounds from high-powered rifles. At some point in the attack, one round struck the victim agent in the back of the head, killing him instantly. Remaining agents and responding tactical units raided the upper floors of the buildings and recovered three rifles, a pistol, and large quantities of heroin and cocaine. Although seven individuals were detained immediately following the incident, all were subsequently released. The investigation is ongoing.

SOUTH CAROLINA

Two officers with the Beaufort County Sheriff's Office were shot and killed on January 8 in an apparent ambush in Burton. At 4:30 p.m., the 35-year-old corporal, with nearly 12 years' law enforcement experience, and 43-year-old lance corporal, with nearly 11 years' law enforcement experience, were responding to a domestic disturbance call and radioed dispatch that they were ready to enter the mobile home for which the disturbance call was reported. Moments later, several neighbors called the dispatcher and reported shots fired. Investigators determined that the gunman, who was hiding in the closet, jumped out and fired 20 shots from his 7.62x39 mm semiautomatic rifle in a half-circle around the room, ambush-style. Responding officers found the corporal, who was wearing body armor, near the bedroom door with massive head injuries, as well as shots to his upper back, arms, and hands. The lance corporal, who was also wearing protective body armor, had been shot in the upper torso, the rear below his waist, arms, hands, and fatally to the front of his head. Po-

lice apprehended a 39-year-old suspect after a motorist observed him hiding nearby under a small bridge and notified the authorities. The man, who had a prior arrest record, was arrested without incident and charged with two counts of Murder.

Just before 8:30 p.m. on January 19, a 36-year-old private with the Charleston Police Department, who had more than 6 years of law enforcement experience, was shot and killed in an unprovoked attack by an individual leaving a shooting at a fast-food restaurant. Before the incident, the suspect had been involved in a traffic accident near a restaurant where emergency medical personnel were eating. The personnel were tending to the individual when he became enraged and began firing a .40-caliber semiautomatic handgun at them. As the suspect fled, he killed one paramedic and severely injured another. The fleeing suspect came upon the officer, who was wearing body armor and working an off-duty assignment at a local college dormitory. The suspect recognized him as a law enforcement officer and fired at the victim officer from a distance of 6-10 feet, striking him in the torso and arm and fatally in the head. The 19-year-old suspect escaped from that scene and fired at another officer also working off duty at another location. Following a footchase with several officers in pursuit, the suspect was apprehended. He was charged with two counts of Murder, Assault and Battery with Intent to Kill, and Possession of a Firearm during Violent Crime.

Shortly before 2:30 in the morning on July 7, a 38-year-old corporal with the South Carolina Highway Patrol was shot and killed during a traffic stop. While supervising a safety checkpoint in Goose Creek, the officer, who had more than 12 years of law enforcement experience, approached the passenger's side of a vehicle that had been stopped at the checkpoint. The passenger reportedly exited the car and fired twice at the corporal with a .40-caliber semiautomatic handgun, mortally wounding him in the front lower torso/stomach area below his protective vest. The victim officer fired several rounds at the suspect who, it was later learned, was a prison escapee.

The other officers also returned fire, wounding the suspect, whose weapon malfunctioned during the gunbattle. The 22-year-old alleged killer fled the scene but was later arrested and charged with Murder and two counts of Attempted Murder. The driver of the vehicle, a 20-year-old female, was arrested and charged with Possession of a Stolen Vehicle, Accessory After the Fact of Murder, and several drug offenses.

A patrol officer with the Myrtle Beach Police Department was fatally shot at 12:30 a.m. on December 29 while investigating a suspicious person. The 28-year-old patrol officer and another on-duty officer, each in a marked patrol vehicle, had stopped at the same time at an all-night restaurant for coffee. They observed a man who one of the officers recognized as a suspect in a recent shooting/homicide. The two officers approached the man in the parking lot, and knowing that the suspect was a potentially violent and armed offender, the officers attempted to search him for weapons. The officers turned the suspect around to do the search, and the man, who for only a few seconds had his back to the officers, suddenly turned around and fired two shots with a .45-caliber semiautomatic handgun. Both rounds hit the patrol officer, who was wearing body armor, fatally in the front of the head. The other officer and the suspect exchanged gunfire. The suspect was hit in the leg but managed to get away in a car allegedly driven by his girlfriend. The 25-year-old man was apprehended a short time later and charged with Murder, Assault and Battery with Intent to Kill, Grand Larceny (value \$5,000 or more), and Resisting Arrest with a Deadly Weapon.

TENNESSEE

A Chattanooga police officer with nearly 4 years of law enforcement experience was shot and killed with her service weapon, a .45-caliber semiautomatic handgun, after struggling with a college student who had fled an area hospital while awaiting a mental evaluation. The 26-year-old officer was wearing body armor when she was shot seven times at close range in the front of the head, the

front upper torso, arms, and fatally in the rear of the head. The incident occurred shortly before 1:30 p.m. on May 6. Earlier that day, another Chattanooga police officer had transported the male student to the hospital for a mental evaluation after school officials reported that the student was a danger to himself or others. While awaiting evaluation, the student escaped from the examination room, and the officer who had transported him to the hospital began chasing him. The officer requested assistance. Responding to the request, the victim officer notified the police dispatcher that she had the suspect in sight and that he was running. A few seconds later, the victim officer radioed the dispatcher that she was struggling with the suspect, and about 20 seconds after that, the officer said the suspect was trying to get her gun. Additional responding officers arrived at the scene to find the suspect was standing over the victim officer, who was lying on the ground. The 20-year-old male attempted to elude the responding officers but was taken into custody less than a block from the scene. After the shooting, the suspect had apparently thrown the victim officer's weapon into a drainage culvert, but other officers later recovered it during the crime scene investigation. The man, who was apparently under the influence of narcotics at the time of the incident, was arrested and charged with First-Degree Murder.

On December 4 about 6:05 p.m., a 33-year-old detective with the Narcotics Unit of the Shelby County Sheriff's Office was shot while assisting in the delivery of a search warrant for cocaine and marijuana violations at a home in Memphis. The detective, who had nearly 9 years of law enforcement experience, was assigned to guard the door-breaching team and to enter the residence first with his weapon. As the warrant team approached the residence, the detective positioned himself to the right of the front door. Entry officers knocked on the door, stated their official identity, and announced their intentions. When the occupant of the dwelling did not respond after a reasonable amount of time, the officers rammed the outer security door and began to breach the inner door. Someone inside the dwelling

began shooting at the officers through the door and walls. The detective, who was wearing body armor at the time of the attack, was wounded in the chest when a bullet from a .357-caliber revolver entered through the right armhole of the vest. He was carried by officers to safety where he received initial medical aid and then was transported to a local medical center. While some of the officers exchanged gunfire with the alleged assailant, deputies entered the residence with a K-9 police dog and arrested two men. One suspect, a 45-year-old male who was a known narcotics dealer and who had an extensive history of arrests for drug- and alcohol-related offenses, was charged with First-Degree Murder and Convicted Felon in Possession of a Handgun. The officers subsequently determined that the second man was not an offender but was only a witness who was present in the residence at the time of the incident. The victim detective underwent two emergency surgeries but died at the hospital about 8 p.m.

TEXAS

A 37-year-old captain with the White Settlement Police Department was fatally shot at 1:15 p.m. on April 24. He and an investigator were backing up other officers responding to a domestic disturbance call involving an armed suspect. When the captain, a 16-year veteran to law enforcement, and the investigator arrived at the residence, the investigator remained in front of the suspect's house, and the captain went around the house and positioned himself in the backyard. As the suspect exited the house with a semiautomatic handgun, the captain entered the house through the backdoor. Officers in front of the house ordered the man to drop his gun and get on the ground. The man refused and returned to his house. A short time later, officers heard several shots from inside the house. Moments later, the captain came through the front door and collapsed. Officers rushed to the captain's aid, removed him from the scene, and attempted to treat his wounds. The captain suffered four gunshot wounds to the chest and one each in the shoulder and left arm from the suspect's .45-caliber semiautomatic pistol. He was taken to

a local hospital where he died of the chest wounds during surgery. Officers attempted to contact the suspect, but received no response. A SWAT team took over the scene and attempted to establish contact with the suspect, also to no avail. After obtaining a search warrant, the SWAT team entered the house and found the 68-year-old male dead from seven gunshot wounds received in the exchange of gunfire with the victim officer.

A sergeant with the Limestone County Sheriff's Office serving on an auto theft task force was killed about 3:40 p.m. on May 2 in an ambush as he and other officers were preparing to investigate stolen farm equipment on a property near Shive. The 34-year-old officer, with 12 years of law enforcement experience, was among other officers getting permission for the search from a woman at the house when he was fatally shot in the chest. A shot from a .25-06-caliber bolt-action rifle came from the direction of a barn behind the house. Gunfire trapped two officers in the house until a male ran into the woods behind the house. Officers began to set up a search area to look for the individual whom they suspected fired the shots. Two officers—one with the Department of Public Safety and one with the Lampasas County Sheriff's Office—were shot and wounded at about 5:45 p.m. as they were setting up a perimeter around the search area. The victim sergeant and the injured officers were taken from the scene in an armored car. More than 75 officers from several law enforcement agencies searched for the man using tracking dogs and helicopters. Just before 9 a.m. on May 3, officers found the body of the 34-year-old man lying within the perimeter. On parole for felony theft, he had apparently shot himself near some trees on the property.

A sergeant with the City of Andrews Department of Public Safety's drug task force died of injuries sustained at 9:30 a.m. on May 16 while confronting an individual aboard a long-distance commercial bus in Pecos. The 38-year-old sergeant, with more than 9 years of experience in law enforcement, boarded the bus with two other officers to conduct a routine drug interdiction operation. The sergeant walked to the back

of the bus and began questioning a man who, unknown to officials at the time, was a wanted felon. The man drew a .380-caliber semiautomatic handgun and fired twice at the victim officer at close range, striking him in the back and fatally in the chest. The other officers fired three shots at the suspect, striking and killing him. The victim officer was transported to a local hospital and then to a Lubbock hospital where he died of his injuries about 8 hours later. The 19-year-old suspect, who was under the influence of narcotics at the time of the incident, had several prior arrests, including Evading Arrest-Detention and Aggravated Assault Causing Serious Bodily Injury.

A 34-year-old police officer with the Beaumont Police Department died of head injuries after he was intentionally struck by a vehicle while responding to a domestic dispute call on September 6 just after 11 p.m. The officer, who had nearly 12 years of law enforcement experience, responded to the call with another officer. Apparently, a man had sexually assaulted his girlfriend and attacked the girl's father with a baseball bat, causing a severe head wound. When emergency medical service (EMS) personnel arrived at the scene, the suspect assaulted them by punching through a window in the ambulance and using the bat to smash the ambulance's windshield. Upon arrival, the initial responding officer exited his vehicle and walked along the road toward the ambulance and the EMS workers. As the officer approached them, the suspect, who had gotten into his car, struck the victim officer with the vehicle in spite of the officer's efforts to elude the speeding vehicle. The officer sustained fatal fractures to the back of the head. Then, the suspect drove the car into the ambulance, injuring the girlfriend's father and the EMS personnel who were treating him. The suspect, aged 23, was immediately taken into custody by other responding officers, arrested, and charged with Capital Murder, Sexual Assault, and Aggravated Assault with a Deadly Weapon.

A patrol officer with the Ferris Police Department was gunned down just before 3 p.m. on October 6 after responding to a disturbance call regarding a

person with a firearm at a local grocery store and gasoline station. The 28-year-old officer, who had more than 2 years of law enforcement experience, was dispatched to the scene where a clerk reported a male who was wielding a shotgun in the parking lot had shot a man. After securing the safety of several people at the scene, the officer saw the body of the victim on the ground between a gasoline pump and a pick-up truck. Reportedly, the suspect then opened fire with a 12-gauge shotgun, striking the victim officer from a distance of 21-50 feet under the left arm, in the front below the waist, and fatally in the front upper torso, where a shot entered his body armor through the side panels. Before collapsing to the ground, the victim officer returned fire striking the suspect, who had taken cover inside a car, at least three times. The suspect, injured and still carrying the shotgun, exited the car and ran to evade police; however, he was apprehended by a police officer responding to the scene. Law enforcement personnel later found that the 30-year-old suspect had been picked up on a mental warrant a few weeks before the incident. The victim officer was flown to a Dallas hospital, but he died during surgery. The suspect was arrested and charged with two counts of Capital Murder.

UTAH

About 7:40 a.m. on November 18, a 39-year-old police officer with the West Jordan Police Department was shot and killed in an ambush. The officer, an 8-year veteran of law enforcement, responded to a call from a man who said his son had pulled a gun on him while they were at the home of his son's friend. The son had left the residence of the subdivision where the alleged incident occurred. When the officer arrived, the father pointed the officer in the direction he believed his son had left on foot. As the officer, who was wearing body armor, entered a park within the subdivision, the suspect, who was concealed by a fence, fired three shots from a 9 mm semiautomatic handgun. One fatal shot struck the victim officer in the head. The suspect fled on foot, carjacked a van, and drove to another subdivision several miles away.

After he was confronted by a detective, the 16-year-old suspect, with a criminal history that included Possession of Burglary Tools, Carrying a Loaded Firearm-Vehicle, and Assault-Risk of Bodily Injury, shot and killed himself with his own gun.

VIRGINIA

Shortly before 2:45 p.m. on May 17, a 43-year-old deputy with the Pittsylvania County Sheriff's Office was killed along a highway near Danville during a traffic stop. Attempting to intervene in a domestic dispute, the deputy, who had nearly 3 years of law enforcement experience, had stopped two drivers along a highway. One driver was a woman; the other was her boyfriend, who was following her. The officer, who knew the man through a non-law enforcement relationship, was aware the pair were having domestic problems. The deputy spoke to the woman to assure she was unharmed. She asked the officer to serve a "Trespassing Notice" on her boyfriend, and the officer allowed her to leave. The officer apparently did not have a notice available, so he called for another unit to bring him the paperwork. It took an investigator about 3 minutes to arrive. At the scene, the investigator found the victim officer fatally wounded. The victim officer was wearing body armor; however, he was fatally shot once at close range in the side of the head. Investigators later determined the victim officer had been shot with a .380-caliber semiautomatic handgun. The suspect had left the scene. Subsequent investigation led officers to the 23-year-old suspect's home where he was taken into custody later that day and charged with Capital Murder.

WASHINGTON

A deputy, aged 46, with the King County Sheriff's Office was killed during an investigation of a suspicious incident shortly after 5 p.m. on June 22 in Newcastle. The deputy, who had 7 years of experience in law enforcement, responded to a call about a naked man who was pounding on vehicles in traffic. Seeing the individual trying to forcibly board a bus, the deputy tried to calm the

man, but he charged the officer. The deputy then sprayed the individual with Mace, but it had no effect on him. The two men struggled, and a passerby tried to assist the officer. The deputy and the naked man fell to the ground. As the deputy fell, his .40-caliber semiautomatic handgun came out of its holster. The man with whom the deputy was struggling picked up the gun and began shooting. The deputy started to run but was struck once in the hip area below his protective vest and fell to the ground. The 44-year-old suspect approached the officer and fatally shot him three times at close range in the back of the head. He fired an additional 13 rounds in the area and fled to his wife's nearby apartment. The suspect called King County dispatchers and surrendered almost immediately. Officials recovered the victim deputy's weapon in the apartment. The suspect, who was on probation and under the influence of a controlled substance at the time of the incident, was arrested and charged with Aggravated Murder First Degree.

WISCONSIN

Two patrol officers with the Hobart/Lawrence Police Department were killed about 4:20 p.m. on July 22 in an ambush. Their shift had just begun, and they were sitting in their patrol vehicle parked along a highway in Hobart going over paperwork. A full-size pick-up truck veered to the left and accelerated to 70 mph, came across the center line, and hit the patrol car broadside. A 56-year-old officer with more than 32 years of law enforcement experience, and a 32-year-old officer with just over 3 years' law enforcement experience were killed instantly in the incident. Both were wearing body armor. The 27-year-old male driver, who was slightly injured, admitted to investigating officers that he intentionally rammed the officers' car deliberately killing the two officers. He was arrested the same day and charged with two counts of First-Degree Intentional Homicide.

Section I—Law Enforcement Officers Accidentally Killed

Methodology

This section contains data regarding accidental deaths of duly sworn local, state, and federal law enforcement officers who met the same criteria as the officers who were feloniously killed. The officers were working in an official capacity, had full arrest powers, were wearing a badge (ordinarily), carried a firearm (ordinarily), and were paid from governmental funds set aside specifically for payment of sworn law enforcement representatives.

Overview

According to data reported by local, state, and federal law enforcement agencies, 77 law enforcement officers were accidentally killed while acting in official capacities in 2002. These officers' deaths occurred in 32 states, the District of Columbia, and Puerto Rico. City police departments employed 29 of the victim officers; county police and sheriff's offices employed 24 officers; state agencies employed 14 of the officers; federal agencies employed 8; and Puerto Rico employed 2 of the victim officers. (See Table 53.) Seventy-three separate incidents, including one that occurred in 1999 and another that occurred in 2001, claimed the lives of the 77 officers.

The 77 officers killed in accidents in 2002 was one fewer than the 78 accidental deaths reported in 2001. A comparison of the data from 5 and 10 years ago showed that the number of officers killed in 2002 was 5 fewer than the 82 accidentally killed in 1998 and 18 more than the 59 accidentally killed in 1993. (Based on Table 44.)

Victims

The average age of the 77 law enforcement officers accidentally killed in 2002 was 39. According to data

provided to the national Program, 5 victim officers were under the age of 25, and 13 officers were from 25 to 30 years of age. Twenty-nine officers were from 31 to 40 years of age, and 29 officers were 40 years of age or older. The age of 1 of the victim officers was not available. By race, 71 of the officers accidentally killed were white, 2 were black, and 2 were American Indian/Alaskan Native. Race was not available for 2 victim officers. (See Tables 48 and 49.)

Collectively, officers accidentally killed in 2002 had an average of 10 years of law enforcement service. Four officers had less than 1 year of service, 20 officers had from 1 to 4 years of service, 21 officers had from 5 to 10 years of experience, and 31 officers had served over 10 years. Law enforcement experience was not reported for 1 victim. (See Table 50.)

Circumstances Surrounding Deaths

The data collected about the circumstances surrounding officers' accidental deaths revealed that the largest number of officers (42) were killed in automobile accidents, 12 were struck by vehicles, 7 died in motorcycle accidents, and 6 were killed in aircraft accidents. Three officers were accidentally shot, and 7 died in other accidental situations. (See Table 53.)

In the 10-year period, 1993 through 2002, 55.9 percent of the victim officers were killed in automobile accidents and 16.3 percent were struck by vehicles. Additionally, 8.5 percent of the victim officers were involved in aircraft accidents and 7.2 percent were fatally injured in motorcycle accidents. Data also showed that 4.3 percent of the victim officers were accidentally shot, and 7.8 percent of the deaths involved other accidental situations. (Based on Table 52.)

Places

Of the 77 accidental deaths reported to the national UCR Program in 2002, 40 occurred in the South. Twenty line-of-duty deaths occurred in the West, 10 in the Midwest, and 5 in the Northeast. Two victim officers were killed in accidents in Puerto Rico.

From 1993 through 2002, law enforcement agencies in the South reported 325 accidental deaths, agencies in the West reported 149, those in the Midwest recorded 124, and agencies in the Northeast reported 63 officer deaths. Law enforcement agencies in the U.S. Territories reported 20 officer deaths during this 10-year period. (See Table 44.)

Times

During 2002, the greatest number of fatal injuries (11) occurred during the hours of 12:01 p.m. to 2 p.m. The fewest number of injuries resulting in officers' accidental deaths (2) in 2002 occurred from 4:01 a.m. to 6 a.m. The time of the incident regarding the accidental death of 1 victim officer was not available. In 2002, 63.2 percent of accidental officer deaths occurred from 12:01 p.m. to midnight. (See Table 45.)

During the past decade, the majority of officers killed in accidents (11.7 percent) were injured during the hours of 10:01 p.m. to midnight. The fewest officers (6.2 percent) were fatally injured within the time frames of 4:01 a.m. to 6 a.m. and 6:01 a.m. to 8 a.m. From 1993 to 2002, 53.1 percent of the incidents in which victim officers were accidentally killed or fatally injured occurred from 12:01 p.m. to midnight. (Based on Table 45.)

A breakdown of the 2002 data by day of the week showed that more officers (23) received fatal injuries due to accidental situations on Wednesday than on any other day of week. The fewest officers, 5, were injured on

Sunday. Similarly, during the 10-year span of 1993 to 2002, the majority of officers (109) were fatally injured on Wednesday, and the fewest officers (77) received fatal injuries on Sunday. (See Table 46.)

A review of the 2002 data by month revealed that 10 victim officers were fatally injured in June, which had more officers killed accidentally than any other month. No officers suffered fatal injuries in accidents in April. During

the 10-year period 1993 to 2002, more officers (71) were involved in fatal accidents in October than in any other month. Over the same time frame, the fewest number (38) of officers were fatally injured in April. (See Table 47.)

Table 44**Law Enforcement Officers Accidentally Killed**

Region, Geographic Division, and State, 1993-2002

<i>Area</i>	<i>Total</i>	<i>1993</i>	<i>1994</i>	<i>1995</i>	<i>1996</i>	<i>1997</i>	<i>1998</i>	<i>1999</i>	<i>2000</i>	<i>2001</i>	<i>2002</i>
Total	681	59	62	59	52	63	82	65	84	78	77
NORTHEAST	63	3	5	8	7	8	3	6	13	5	5
New England	20	0	1	5	1	2	1	2	6	2	0
Connecticut	3	0	0	0	0	1	1	0	1	0	0
Maine	3	0	1	0	1	0	0	1	0	0	0
Massachusetts	11	0	0	4	0	1	0	1	4	1	0
New Hampshire	1	0	0	1	0	0	0	0	0	0	0
Rhode Island	2	0	0	0	0	0	0	0	1	1	0
Vermont	0	0	0	0	0	0	0	0	0	0	0
Middle Atlantic	43	3	4	3	6	6	2	4	7	3	5
New Jersey	11	2	0	1	1	2	0	2	1	1	1
New York	20	1	3	1	3	2	2	1	4	0	3
Pennsylvania	12	0	1	1	2	2	0	1	2	2	1
MIDWEST	124	16	14	11	6	14	9	11	20	13	10
East North Central	81	9	12	7	3	10	8	5	15	8	4
Illinois	15	3	1	1	0	5	0	0	3	0	2
Indiana	19	1	2	0	1	2	3	3	3	3	1
Michigan	17	1	4	3	1	1	0	2	4	1	0
Ohio	18	0	4	3	1	1	2	0	2	4	1
Wisconsin	12	4	1	0	0	1	3	0	3	0	0
West North Central	43	7	2	4	3	4	1	6	5	5	6
Iowa	4	3	0	0	0	1	0	0	0	0	0
Kansas	7	1	0	3	0	0	0	0	3	0	0
Minnesota	7	1	0	0	1	0	0	2	1	0	2
Missouri	21	2	2	1	1	3	1	2	0	5	4
Nebraska	3	0	0	0	1	0	0	2	0	0	0
North Dakota	0	0	0	0	0	0	0	0	0	0	0
South Dakota	1	0	0	0	0	0	0	0	1	0	0
SOUTH	325	26	30	31	23	23	41	36	35	40	40
South Atlantic	152	14	17	14	12	6	18	18	16	16	21
Delaware	3	0	0	0	2	0	0	0	0	1	0
District of Columbia	5	0	1	1	1	0	1	0	0	0	1
Florida	42	5	3	6	0	4	6	7	2	7	2
Georgia	23	3	5	0	3	1	3	2	4	0	2
Maryland	16	1	2	1	1	0	3	0	5	0	3
North Carolina	29	3	2	3	1	1	2	3	2	6	6
South Carolina	17	1	2	1	2	0	1	3	2	0	5
Virginia	12	1	1	2	1	0	2	2	0	1	2
West Virginia	5	0	1	0	1	0	0	1	1	1	0

Table 44**Law Enforcement Officers Accidentally Killed**

Region, Geographic Division, and State, 1993-2002—Continued

<i>Area</i>	<i>Total</i>	<i>1993</i>	<i>1994</i>	<i>1995</i>	<i>1996</i>	<i>1997</i>	<i>1998</i>	<i>1999</i>	<i>2000</i>	<i>2001</i>	<i>2002</i>
East South Central	61	4	3	6	5	5	5	8	9	9	7
Alabama	16	2	0	4	2	1	1	2	0	2	2
Kentucky	6	0	0	0	1	1	1	0	1	0	2
Mississippi	13	2	2	1	0	1	1	1	2	2	1
Tennessee	26	0	1	1	2	2	2	5	6	5	2
West South Central	112	8	10	11	6	12	18	10	10	15	12
Arkansas	15	1	0	1	0	3	7	0	1	1	1
Louisiana	27	1	2	2	4	2	4	6	4	1	1
Oklahoma	11	0	0	2	0	1	3	1	2	1	1
Texas	59	6	8	6	2	6	4	3	3	12	9
WEST	149	11	13	9	12	16	23	11	15	19	20
Mountain	55	4	6	3	2	5	9	3	5	9	9
Arizona	18	2	2	1	0	0	5	2	2	1	3
Colorado	8	1	0	0	1	1	0	1	1	2	1
Idaho	1	0	0	1	0	0	0	0	0	0	0
Montana	1	0	0	0	0	0	0	0	0	0	1
Nevada	7	0	0	0	1	2	2	0	0	1	1
New Mexico	7	0	0	0	0	1	0	0	0	4	2
Utah	9	0	2	1	0	1	1	0	2	1	1
Wyoming	4	1	2	0	0	0	1	0	0	0	0
Pacific	94	7	7	6	10	11	14	8	10	10	11
Alaska	5	0	2	0	0	0	0	0	0	1	2
California	65	4	5	4	9	7	12	4	9	5	6
Hawaii	5	0	0	2	0	1	0	1	0	1	0
Oregon	12	2	0	0	1	3	0	1	1	2	2
Washington	7	1	0	0	0	0	2	2	0	1	1
U.S. TERRITORIES	20	3	0	0	4	2	6	1	1	1	2
American Samoa	1	0	0	0	0	0	1	0	0	0	0
Guam	0	0	0	0	0	0	0	0	0	0	0
Mariana Islands	0	0	0	0	0	0	0	0	0	0	0
Puerto Rico	18	3	0	0	4	2	4	1	1	1	2
U.S. Virgin Islands	1	0	0	0	0	0	1	0	0	0	0

Table 45

Law Enforcement Officers Accidentally Killed

Time of Day, 1993-2002

<i>Time</i>	<i>Total</i>	<i>1993</i>	<i>1994</i>	<i>1995</i>	<i>1996</i>	<i>1997</i>	<i>1998</i>	<i>1999</i>	<i>2000</i>	<i>2001</i>	<i>2002</i>
Total	681	59	62	59	52	63	82	65	84	78	77
A.M.											
12:01 - 2	73	8	4	6	6	9	7	8	11	10	4
2:01 - 4	57	7	4	8	3	5	8	6	9	4	3
4:01 - 6	41	5	5	2	5	2	4	7	5	4	2
6:01 - 8	41	2	3	3	3	2	8	4	5	5	6
8:01 - 10	47	1	2	7	6	5	3	5	8	5	5
10:01 - Noon	50	9	2	6	2	3	6	4	5	5	8
P.M.											
12:01 - 2	58	6	0	3	5	3	5	9	9	7	11
2:01 - 4	65	3	9	4	3	5	11	5	8	10	7
4:01 - 6	48	3	4	2	5	9	9	4	2	2	8
6:01 - 8	50	3	2	3	3	5	10	3	6	8	7
8:01 - 10	52	5	9	1	3	3	4	2	8	9	8
10:01 - Midnight	77	5	12	10	7	9	5	6	7	9	7
Time not reported	22	2	6	4	1	3	2	2	1	0	1

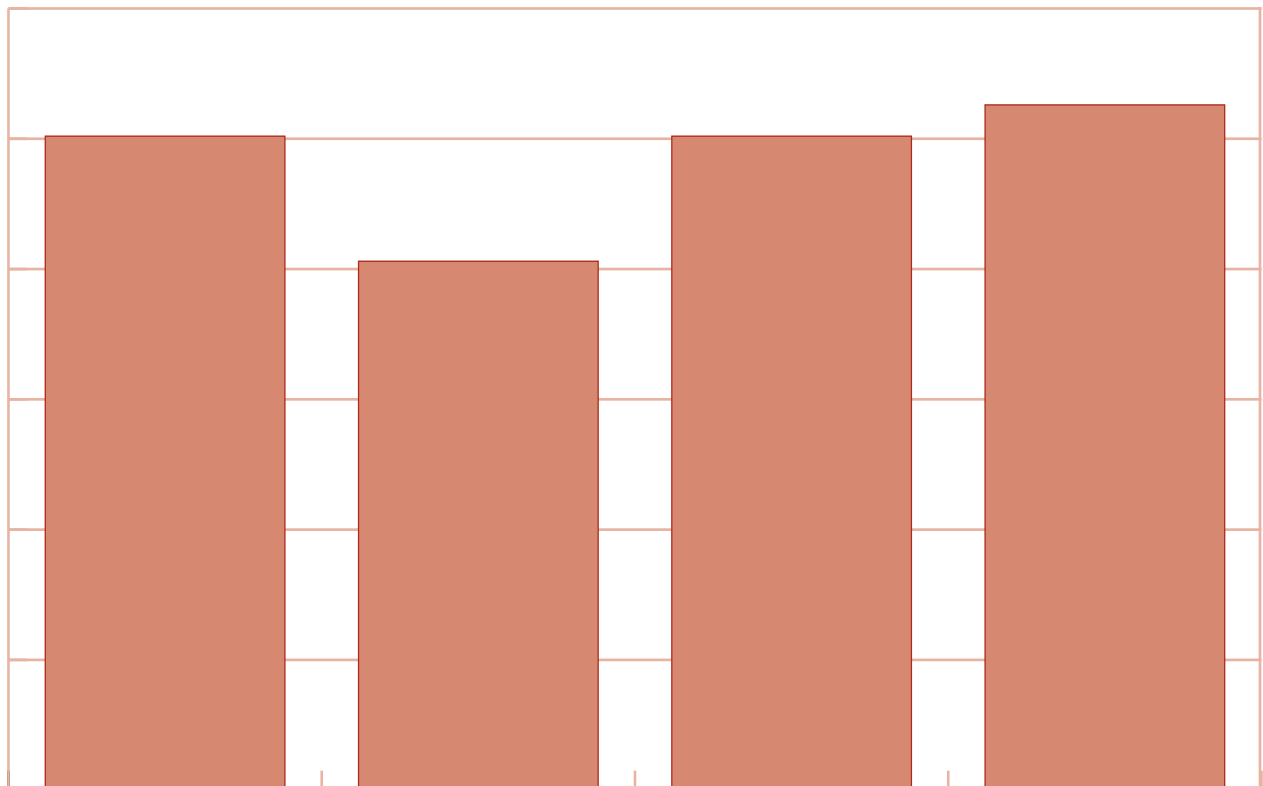


Table 46**Law Enforcement Officers Accidentally Killed**

Day of Week, 1993-2002

<i>Day</i>	<i>Total</i>	<i>1993</i>	<i>1994</i>	<i>1995</i>	<i>1996</i>	<i>1997</i>	<i>1998</i>	<i>1999</i>	<i>2000</i>	<i>2001</i>	<i>2002</i>
Total	681	59	62	59	52	63	82	65	84	78	77
Sunday	77	6	8	7	6	8	13	10	5	9	5
Monday	91	5	8	13	8	6	10	13	8	13	7
Tuesday	108	11	9	7	8	8	15	7	15	13	15
Wednesday	109	11	7	10	7	8	14	3	14	12	23
Thursday	91	5	8	4	7	12	10	13	13	10	9
Friday	103	11	10	6	8	10	14	8	17	11	8
Saturday	102	10	12	12	8	11	6	11	12	10	10

Table 47**Law Enforcement Officers Accidentally Killed**

Month, 1993-2002

<i>Month</i>	<i>Total</i>	<i>1993</i>	<i>1994</i>	<i>1995</i>	<i>1996</i>	<i>1997</i>	<i>1998</i>	<i>1999</i>	<i>2000</i>	<i>2001</i>	<i>2002</i>
Total	681	59	62	59	52	63	82	65	84	78	77
January	63	3	9	5	4	4	9	6	10	6	7
February	66	7	4	7	8	8	8	3	7	10	4
March	44	3	4	3	4	3	6	5	5	8	3
April	38	2	4	4	6	6	6	3	3	4	0
May	56	3	3	7	4	4	5	9	9	4	8
June	59	4	1	8	6	5	7	5	9	4	10
July	69	15	7	9	2	3	7	6	10	3	7
August	50	3	8	6	2	5	3	4	7	7	5
September	53	1	2	3	1	7	9	4	7	10	9
October	71	8	4	2	9	7	9	7	9	9	7
November	56	7	10	3	2	7	5	4	4	6	8
December	56	3	6	2	4	4	8	9	4	7	9

Table 48**Law Enforcement Officers Accidentally Killed**

Profile of Victim Officers, Age Groups, 1993-2002

<i>Victim officers</i>	<i>Total</i>	<i>1993</i>	<i>1994</i>	<i>1995</i>	<i>1996</i>	<i>1997</i>	<i>1998</i>	<i>1999</i>	<i>2000</i>	<i>2001</i>	<i>2002</i>
Total	681	59	62	59	52	63	82	65	84	78	77
Age											
Under 25 years	47	1	3	4	2	7	9	5	7	4	5
25 - 30 years	171	16	20	21	17	15	18	14	18	19	13
31 - 40 years	233	23	21	19	24	20	21	23	26	27	29
Over 40 years	225	18	17	15	9	20	34	22	33	28	29
Age not reported	5	1	1	0	0	1	0	1	0	0	1
Average years of age	37	38	36	35	35	36	38	37	38	38	39

Table 49**Law Enforcement Officers Accidentally Killed**

Profile of Victim Officers, Race and Sex, 1993-2002

<i>Victim officers</i>	<i>Total</i>	<i>1993</i>	<i>1994</i>	<i>1995</i>	<i>1996</i>	<i>1997</i>	<i>1998</i>	<i>1999</i>	<i>2000</i>	<i>2001</i>	<i>2002</i>
Total	681	59	62	59	52	63	82	65	84	78	77
Race											
White	586	49	56	45	44	51	68	60	74	68	71
Black	65	7	5	11	6	10	6	3	8	7	2
Asian/Pacific Islander	10	0	0	3	1	1	2	1	1	1	0
American Indian/Alaskan Native	15	2	1	0	0	0	6	1	1	2	2
Race not reported	5	1	0	0	1	1	0	0	0	0	2
Sex											
Male	638	55	60	56	48	60	74	62	80	72	71
Female	43	4	2	3	4	3	8	3	4	6	6

Table 50**Law Enforcement Officers Accidentally Killed**

Profile of Victim Officers, Years of Service, 1993-2002

<i>Victim officers</i>	<i>Total</i>	<i>1993</i>	<i>1994</i>	<i>1995</i>	<i>1996</i>	<i>1997</i>	<i>1998</i>	<i>1999</i>	<i>2000</i>	<i>2001</i>	<i>2002</i>
Total	681	59	62	59	52	63	82	65	84	78	77
Years of service											
Less than 1 year	39	1	3	6	3	3	4	6	4	5	4
1 - 4 years	178	10	19	13	11	21	27	14	21	22	20
5 - 10 years	190	23	20	23	19	16	15	15	19	19	21
Over 10 years	260	22	20	17	16	22	33	27	40	32	31
Years of service not reported	14	3	0	0	3	1	3	3	0	0	1
Average years of service	10	11	9	9	9	9	10	10	11	11	10

Table 51**Law Enforcement Officers Accidentally Killed**

Profile of Victim Officers, 5- and 10-Year Averages, 1983-2002

<i>Victim officers</i>	<i>2002</i>	<i>5-year averages</i>		<i>10-year averages</i>	
		<i>1993-1997</i>	<i>1998-2002</i>	<i>1993-2002</i>	<i>1983-1992</i>
Average					
Age (years)	39	36	38	37	36
Service (years)	10	9	10	10	9
Height	5'11"	5'11"	5'10"	5'10"	5'11"

Table 52**Law Enforcement Officers Accidentally Killed**

Circumstance at Scene of Incident, 1993-2002

<i>Circumstance</i>	<i>Total</i>	<i>1993</i>	<i>1994</i>	<i>1995</i>	<i>1996</i>	<i>1997</i>	<i>1998</i>	<i>1999</i>	<i>2000</i>	<i>2001</i>	<i>2002</i>
Total	681	59	62	59	52	63	82	65	84	78	77
Automobile accidents	381	38	32	33	33	33	49	41	42	38	42
Motorcycle accidents	49	1	8	3	4	4	3	6	6	7	7
Aircraft accidents	58	9	10	8	1	4	4	4	7	5	6
Struck by vehicles	111	4	7	10	7	15	14	9	14	19	12
Traffic stops, roadblocks, etc.	38	1	3	1	4	4	4	3	7	7	4
Directing traffic, assisting motorists, etc.	73	3	4	9	3	11	10	6	7	12	8
Accidental shootings	29	5	2	2	2	1	3	3	3	5	3
Crossfires, mistaken for subject, firearm mishaps	17	2	1	2	1	1	3	2	1	2	2
Training sessions	9	3	1	0	1	0	0	1	1	2	0
Self-inflicted, cleaning mishaps (not apparent or confirmed suicides)	3	0	0	0	0	0	0	0	1	1	1
Other accidental (falls, drownings, etc.)	53	2	3	3	5	6	9	2	12	4	7

Table 53

Law Enforcement Officers Accidentally Killed

State and Agency by Circumstance at Scene of Incident, 2002

<i>State</i>		<i>Automobile</i>	<i>Motorcycle</i>	<i>Aircraft</i>	<i>Struck by</i>	<i>Accidental</i>	<i>Other</i>	
<i>Agency</i>	<i>Total</i>	<i>accidents</i>	<i>accidents</i>	<i>accidents</i>	<i>vehicles</i>	<i>shootings</i>	<i>accidental</i>	<i>(Detail)</i>
Total	77	42	7	6	12	3	7	
ALABAMA	2	2	0	0	0	0	0	
Department of Public Safety, Mobile	1	1	0	0	0	0	0	
Prichard	1	1	0	0	0	0	0	
ALASKA	2	1	0	1	0	0	0	
Department of Corrections, Anchorage	1	1	0	0	0	0	0	
National Park Service, King Salmon	1	0	0	1	0	0	0	
ARIZONA	3	1	1	0	0	0	1	
Chandler	1	1	0	0	0	0	0	
Phoenix	1	0	1	0	0	0	0	
Scottsdale	1	0	0	0	0	0	1	(explosion)
ARKANSAS	1	0	1	0	0	0	0	
State Police, Little Rock	1	0	1	0	0	0	0	
CALIFORNIA	6	4	1	0	0	1	0	
Highway Patrol, Santa Cruz	1	1	0	0	0	0	0	
Orange County	1	0	1	0	0	0	0	
San Fernando	1	0	0	0	0	1	0	
San Francisco	1	1	0	0	0	0	0	
U.S. Border Patrol, Chula Vista	2	2	0	0	0	0	0	
COLORADO	1	0	0	1	0	0	0	
Department of Natural Resources, Denver	1	0	0	1	0	0	0	
DISTRICT OF COLUMBIA	1	0	0	0	1	0	0	
U.S. Park Police	1	0	0	0	1	0	0	
FLORIDA	2	2	0	0	0	0	0	
Columbia County	1	1	0	0	0	0	0	
Union County	1	1	0	0	0	0	0	
GEORGIA	2	1	0	0	1	0	0	
DeKalb County Police	1	1	0	0	0	0	0	
East Point	1	0	0	0	1	0	0	
ILLINOIS	2	1	0	0	0	0	1	
Bellwood	1	1	0	0	0	0	0	
Chicago	1	0	0	0	0	0	1	(struck by train)

Table 53**Law Enforcement Officers Accidentally Killed**

State and Agency by Circumstance at Scene of Incident, 2002—Continued

<i>State</i>		<i>Automobile</i>	<i>Motorcycle</i>	<i>Aircraft</i>	<i>Struck by</i>	<i>Accidental</i>	<i>Other</i>	
<i>Agency</i>	<i>Total</i>	<i>accidents</i>	<i>accidents</i>	<i>accidents</i>	<i>vehicles</i>	<i>shootings</i>	<i>accidental</i>	<i>(Detail)</i>
INDIANA	1	1	0	0	0	0	0	
Marion County	1	1	0	0	0	0	0	
KENTUCKY	2	2	0	0	0	0	0	
Department of Charitable Gaming, Frankfort	1	1	0	0	0	0	0	
Trimble County	1	1	0	0	0	0	0	
LOUISIANA	1	0	0	0	1	0	0	
St. John the Baptist Parish	1	0	0	0	1	0	0	
MARYLAND	3	3	0	0	0	0	0	
Baltimore	1	1	0	0	0	0	0	
Baltimore County Police	1	1	0	0	0	0	0	
Maryland National Capital Park Police, Montgomery County	1	1	0	0	0	0	0	
MINNESOTA	2	2	0	0	0	0	0	
St. Louis County	1	1	0	0	0	0	0	
U.S. Forest Service, Cass Lake	1	1	0	0	0	0	0	
MISSISSIPPI	1	1	0	0	0	0	0	
Department of Wildlife, Fisheries, and Parks, Jackson	1	1	0	0	0	0	0	
MISSOURI	4	1	0	0	2	0	1	
Highway Patrol, Willow Springs	1	0	0	0	1	0	0	
Jasper County	1	0	0	0	0	0	1	(drowning)
St. Louis	1	1	0	0	0	0	0	
Truesdale	1	0	0	0	1	0	0	
MONTANA	1	0	0	0	0	0	1	
Bureau of Indian Affairs, Box Elder	1	0	0	0	0	0	1	(drowning)
NEVADA	1	0	1	0	0	0	0	
Reno	1	0	1	0	0	0	0	
NEW JERSEY	1	0	0	0	1	0	0	
State Police, Cranbury	1	0	0	0	1	0	0	

Table 53**Law Enforcement Officers Accidentally Killed**

State and Agency by Circumstance at Scene of Incident, 2002—Continued

<i>State</i>		<i>Automobile</i>	<i>Motorcycle</i>	<i>Aircraft</i>	<i>Struck by</i>	<i>Accidental</i>	<i>Other</i>	
<i>Agency</i>	<i>Total</i>	<i>accidents</i>	<i>accidents</i>	<i>accidents</i>	<i>vehicles</i>	<i>shootings</i>	<i>accidental</i>	<i>(Detail)</i>
NEW MEXICO	2	1	0	0	0	0	1	
Albuquerque	1	1	0	0	0	0	0	
Bureau of Indian Affairs, Santa Fe	1	0	0	0	0	0	1	(drowning)
NEW YORK	3	3	0	0	0	0	0	
Buffalo	1	1	0	0	0	0	0	
Cheektowaga Town	1	1	0	0	0	0	0	
State Police, Tarrytown	1	1	0	0	0	0	0	
NORTH CAROLINA	6	1	1	3	1	0	0	
Boone	1	0	0	1	0	0	0	
Charlotte-Mecklenburg	1	0	0	1	0	0	0	
Chowan County	1	0	0	1	0	0	0	
Pender County	1	1	0	0	0	0	0	
Raleigh	1	0	1	0	0	0	0	
Wayne County	1	0	0	0	1	0	0	
OHIO	1	0	0	0	0	0	1	
Muskingum Watershed Conservancy District, New Philadelphia	1	0	0	0	0	0	1	(struck by tree)
OKLAHOMA	1	1	0	0	0	0	0	
Department of Public Safety, Enid	1	1	0	0	0	0	0	
OREGON	2	1	0	1	0	0	0	
Josephine County	1	0	0	1	0	0	0	
Portland Police Bureau	1	1	0	0	0	0	0	
PENNSYLVANIA	1	1	0	0	0	0	0	
Plumstead Township	1	1	0	0	0	0	0	
SOUTH CAROLINA	5	2	0	0	3	0	0	
Berkeley County	1	0	0	0	1	0	0	
Clarendon County	1	1	0	0	0	0	0	
Elloree	1	1	0	0	0	0	0	
Highway Patrol, Florence	1	0	0	0	1	0	0	
Summerville	1	0	0	0	1	0	0	
TENNESSEE	2	2	0	0	0	0	0	
Clarksville	2	2	0	0	0	0	0	

Table 53**Law Enforcement Officers Accidentally Killed**

State and Agency by Circumstance at Scene of Incident, 2002—Continued

<i>State</i>		<i>Automobile</i>	<i>Motorcycle</i>	<i>Aircraft</i>	<i>Struck by</i>	<i>Accidental</i>	<i>Other</i>	
<i>Agency</i>	<i>Total</i>	<i>accidents</i>	<i>accidents</i>	<i>accidents</i>	<i>vehicles</i>	<i>shootings</i>	<i>accidental</i>	<i>(Detail)</i>
TEXAS	9	6	1	0	1	1	0	
Coryell County	1	1	0	0	0	0	0	
Dallas	1	1	0	0	0	0	0	
Eagle Lake	1	1	0	0	0	0	0	
Harris County	1	0	0	0	0	1	0	
Harrison County	1	1	0	0	0	0	0	
Houston	1	0	1	0	0	0	0	
Houston County	1	0	0	0	1	0	0	
Liberty County	1	1	0	0	0	0	0	
U.S. Border Patrol, Weslaco	1	1	0	0	0	0	0	
UTAH	1	1	0	0	0	0	0	
Iron County	1	1	0	0	0	0	0	
VIRGINIA	2	1	1	0	0	0	0	
Dinwiddie County	1	1	0	0	0	0	0	
State Police, Fairfax Station	1	0	1	0	0	0	0	
WASHINGTON	1	0	0	0	0	0	1	
Seattle	1	0	0	0	0	0	1	(fall from horse)
U.S. TERRITORIES	2	0	0	0	1	1	0	
Puerto Rico								
Hato Rey	1	0	0	0	1	0	0	
San Juan	1	0	0	0	0	1	0	

Section II

Law Enforcement Officers Assaulted

Section II—Law Enforcement Officers Assaulted

Methodology

Section II contains data pertaining to assaults on sworn city, county, and state law enforcement officers. The information is collected monthly from UCR Program participants who collect and submit data either through their state UCR Programs or directly to the FBI (non-Program states).

Law enforcement agencies report the number of assaults resulting in serious injury or instances in which a weapon was used that could have caused serious injury or death. Agencies record other assaults only if they involved more than verbal abuse or minor resistance to an arrest.

The UCR Program publishes in Section II data reported by those law enforcement agencies that contributed 12 months of officer assault data and the number of officers they employed for the reporting year. In 2002, 9,987 law enforcement agencies providing services to over 216 million inhabitants or 75.0 percent of the Nation's total population met that criteria. Table 2.1 presents by population groups the number of reporting agencies, the population covered, and the number of officers employed by each of those agencies. Additionally, Tables 55, 57, and 61 present data by population groups.

Overview

In 2002, the 9,987 law enforcement agencies contributing publishable data reported that 58,066 law enforcement officers were assaulted in the line of duty. The rate of 12.0 assaults per 100 officers employed in 2002 was 1.6 percent lower than the 2001 rate of 12.2, and 10.4 percent below the 13.4 rate recorded in 1998. The 2002 rate was 18.9 percent lower than the 1993 rate of 14.8 assaults per 100 officers employed. (Based on Tables 54 and 59.)

By region, the rate of law enforcement officers assaulted was the highest in the South, the most populous region,

which had 13.9 assaults for every 100 officers employed. Law enforcement agencies in the West had a rate of 10.9 assaults per 100 officers; agencies in the Midwest, a rate of 10.8 assaults; and those in the Northeast, a rate of 10.2 assaults per 100 officers. (See Table 54.)

By population group, the highest rate of assaults on law enforcement officers, 17.5 per 100 officers, occurred in cities with populations of 100,000 to 249,999 inhabitants. Among the Nation's cities, those with under 10,000 inhabitants had the lowest rate, 7.2 assaults per 100 officers. Law enforcement officers in suburban counties experienced an assault rate of 10.3 and agencies in rural counties had a rate of 5.9 assaults per 100 officers. (See Table 55.)

Injuries

Over 28 percent (28.4) of all law enforcement officers assaulted in 2002 suffered personal injury. Among the Nation's four regions, law enforcement agencies in the Northeast experienced the highest percentage of officer assaults resulting in injury (33.0 percent of the 7,564 officers assaulted). Agencies in the Midwest had 29.8 percent of the 8,930 officer assaults result in injury. Of the 28,321 officers assaulted in the South, 27.7 percent of the officers were injured. In the West, 13,251 officers were assaulted, and 26.3 percent of those officers were injured. (Based on Table 54.)

Among the Nation's cities, law enforcement agencies in cities with populations of less than 10,000 inhabitants had the highest percentage of officers injured among those that were assaulted within their jurisdictions at 32.2 percent. Agencies in cities with populations of 250,000 and over had the lowest percentage at 25.4 percent. Agencies representing suburban counties had 28.9 percent of officers assaulted result in injuries, and rural counties had 29.6 percent of assaults on officers result in injuries. (Based on Table 55.)

Times

Most assaults (14.9 percent) on law enforcement officers in 2002 occurred during the hours of midnight and 2 a.m. Similarly, over the last 10 years (1993–2002), the majority (15.9 percent) of assaults on law enforcement officers occurred within the same time frame. (Based on Table 56.)

Clearances

Of the total number of assaults on law enforcement officers in 2002, 89.6 percent were cleared by arrest or exceptional means. By circumstance, the greatest number of clearances for assaults on law enforcement officers, 92.4 percent, was for disturbance calls (family quarrels, bar fights, person with firearm, etc.). The circumstance with the lowest percentage of clearances, 72.9 percent, was for officers assaulted in ambush situations. (See Table 57.)

Circumstances

In 2002, the majority (31.1 percent) of officers assaulted were responding to disturbance calls, which include family quarrels, bar fights, person with firearm, etc. Over 13 percent (13.4) of the officers were assaulted while maintaining custody of prisoners, 11.0 percent were assaulted during traffic pursuits or stops, and 9.8 percent were investigating suspicious persons or circumstances. Over 16 percent (16.3) of the officers assaulted were attempting other types of arrests. Officers assaulted by mentally deranged assailants and those investigating burglary, robbery, or civil disorder incidents accounted for 5.1 percent of officers assaulted. The smallest percentage of assaults on law enforcement officers—0.3—were ambush situations. Officers performing all other duties comprised 12.9 percent of the assaults. (See Table 58.)

Types of Assignment

Of those officers assaulted in 2002, 80.6 percent were assigned to vehicle patrols (63.1 percent were assigned to 1-officer patrols, and 17.5 percent were assigned to 2-officer patrols). Of the total number of officers assaulted, 5.6 percent were on detective or special assignment, and 13.8 percent were performing other duties. Fellow officers were at the scene

assisting 70.3 percent of the assaulted officers. (Based on Table 58.)

Weapons

Nearly 81 percent (80.6) of assaults on law enforcement officers in 2002 were committed with personal weapons such as hands, fists, feet, etc. Of those officers assaulted with personal weapons, 29.8 percent suffered injuries. Assaults

with firearms accounted for 3.3 percent of all assaults on law enforcement officers. When offenders used firearms, 12.2 percent of the officers assaulted suffered injuries. Knives and cutting instruments were used in 1.8 percent of assaults and resulted in injuries to officers in 17.1 percent of these cases. Other dangerous weapons, which were used in 14.3 percent of all assaults on officers, resulted in personal injuries to 25.7 percent of those officers. (See Tables 59.)

Table 2.1

Law Enforcement Officers Assaulted

Population Covered and Number of Reporting Agencies by Population Group of Victim Officer's Agency, 2002

<i>Population group</i>	<i>Number of reporting agencies</i>	<i>Population covered</i>	<i>Number of officers employed</i>
Total	9,987	216,342,701	482,762
Group I (cities 250,000 and over)	63	39,787,874	95,337
Group II (cities 100,000 - 249,999)	142	21,673,985	40,118
Group III (cities 50,000 - 99,999)	329	22,761,452	39,956
Group IV (cities 25,000 - 49,999)	594	20,805,665	37,791
Group V (cities 10,000 - 24,999)	1,330	21,010,862	41,186
Group VI (cities under 10,000) ¹	5,244	17,556,356	59,675
Suburban counties ¹	668	50,088,923	128,219
Rural counties ¹	1,617	22,657,584	40,480

¹Includes universities and colleges, state police agencies, and/or other agencies to which no population is attributed.

Table 54**Law Enforcement Officers Assaulted**

Region and Geographic Division, 2002

<i>Area</i>	<i>Total¹</i>	<i>Rate per 100 officers</i>	<i>Assaults with injury</i>	<i>Rate per 100 officers</i>	<i>Number of reporting agencies</i>	<i>Population covered</i>	<i>Number of officers employed</i>
Total	58,066	12.0	16,494	3.4	9,987	216,342,701	482,762
NORTHEAST	7,564	10.2	2,498	3.4	1,790	29,544,738	73,853
New England	1,754	10.9	596	3.7	424	7,226,097	16,111
Middle Atlantic	5,810	10.1	1,902	3.3	1,366	22,318,641	57,742
MIDWEST	8,930	10.8	2,658	3.2	2,798	41,763,937	82,934
East North Central	4,167	8.5	1,515	3.1	1,266	24,138,342	48,751
West North Central	4,763	13.9	1,143	3.3	1,532	17,625,595	34,183
SOUTH	28,321	13.9	7,850	3.8	3,945	88,095,750	204,172
South Atlantic	17,114	16.1	4,369	4.1	1,590	44,693,378	106,009
East South Central	3,123	10.8	992	3.4	775	12,291,204	28,939
West South Central	8,084	11.7	2,489	3.6	1,580	31,111,168	69,224
WEST	13,251	10.9	3,488	2.9	1,454	56,938,276	121,803
Mountain	4,537	13.6	993	3.0	642	16,552,694	33,430
Pacific	8,714	9.9	2,495	2.8	812	40,385,582	88,373

¹Regional and divisional totals do not include data for Illinois, Montana, Vermont, and West Virginia, which were not available for inclusion in this table.**Table 55****Law Enforcement Officers Assaulted**

Population Group of Victim Officer's Agency, 2002

<i>Population group</i>	<i>Total</i>	<i>Rate per 100 officers</i>	<i>Assaults with injury</i>	<i>Rate per 100 officers</i>
Total	58,066	12.0	16,494	3.4
Group I (cities 250,000 and over)	16,111	16.9	4,092	4.3
Group II (cities 100,000 - 249,999)	7,040	17.5	2,230	5.6
Group III (cities 50,000 - 99,999)	6,279	15.7	1,676	4.2
Group IV (cities 25,000 - 49,999)	4,502	11.9	1,371	3.6
Group V (cities 10,000 - 24,999)	4,204	10.2	1,207	2.9
Group VI (cities under 10,000)	4,325	7.2	1,391	2.3
Suburban counties	13,214	10.3	3,819	3.0
Rural counties	2,391	5.9	708	1.7

Table 56**Law Enforcement Officers Assaulted**

Time of Day, Percent Distribution, 1993-2002

<i>Time</i>	<i>Total</i>	<i>1993</i>	<i>1994</i>	<i>1995</i>	<i>1996</i>	<i>1997</i>	<i>1998</i>	<i>1999</i>	<i>2000</i>	<i>2001</i>	<i>2002</i>
Total	574,990	62,933	64,967	57,762	46,608	52,149	60,673	55,971	58,398	57,463	58,066
Percent distribution ¹	100.0	100.0	100.0	100.0	100.0	100.0	100.0	100.0	100.0	100.0	100.0
A.M.											
12:01 - 2	88,501	10,170	10,164	9,008	7,251	7,971	8,986	8,426	8,960	8,924	8,641
	15.9	16.2	15.6	15.6	15.6	15.3	14.8	15.1	15.3	15.5	14.9
2:01 - 4	56,815	6,756	6,488	5,672	4,582	5,013	5,858	5,371	5,708	5,771	5,596
	10.2	10.7	10.0	9.8	9.8	9.6	9.7	9.6	9.8	10.0	9.6
4:01 - 6	21,896	2,489	2,577	2,194	1,750	1,894	2,240	2,020	2,254	2,224	2,254
	3.9	4.0	4.0	3.8	3.8	3.6	3.7	3.6	3.9	3.9	3.9
6:01 - 8	13,339	1,294	1,475	1,241	915	1,072	1,505	1,331	1,427	1,514	1,565
	2.2	2.1	2.3	2.1	2.0	2.1	2.5	2.4	2.4	2.6	2.7
8:01 - 10	20,960	1,951	2,191	1,899	1,601	1,846	2,355	2,060	2,311	2,304	2,442
	3.4	3.1	3.4	3.3	3.4	3.5	3.9	3.7	4.0	4.0	4.2
10:01 - Noon	27,316	2,700	2,990	2,682	2,008	2,333	3,021	2,675	2,920	2,905	3,082
	4.5	4.3	4.6	4.6	4.3	4.5	5.0	4.8	5.0	5.1	5.3
P.M.											
12:01 - 2	31,850	3,239	3,435	3,127	2,546	2,772	3,246	3,006	3,641	3,349	3,489
	5.2	5.1	5.3	5.4	5.5	5.3	5.3	5.4	6.2	5.8	6.0
2:01 - 4	39,894	4,192	4,252	3,868	3,281	3,659	4,225	4,053	3,929	4,168	4,267
	6.6	6.7	6.5	6.7	7.0	7.0	7.0	7.2	6.7	7.3	7.3
4:01 - 6	51,223	5,311	5,741	5,097	4,143	4,719	5,505	5,152	5,298	5,039	5,218
	8.8	8.4	8.8	8.8	8.9	9.0	9.1	9.2	9.1	8.8	9.0
6:01 - 8	61,330	6,609	6,832	6,139	5,082	5,727	6,553	6,012	6,198	6,087	6,091
	10.5	10.5	10.5	10.6	10.9	11.0	10.8	10.7	10.6	10.6	10.5
8:01 - 10	76,706	8,354	8,636	7,780	6,319	7,108	8,125	7,697	7,675	7,577	7,435
	13.5	13.3	13.3	13.5	13.6	13.6	13.4	13.8	13.1	13.2	12.8
10:01 - Midnight	85,160	9,868	10,186	9,055	7,130	8,035	9,054	8,168	8,077	7,601	7,986
	15.4	15.7	15.7	15.7	15.3	15.4	14.9	14.6	13.8	13.2	13.8

¹Due to rounding, the percentages may not add to 100.0.

Table 57**Law Enforcement Officers Assaulted**Circumstance at Scene of Incident and Percent Cleared¹ by Population Group, 2002

<i>Circumstance</i>	<i>Total</i>	<i>Group I</i>	<i>Group II</i>	<i>Group III</i>	<i>Group IV</i>	<i>Group V</i>	<i>Group VI</i>	<i>Suburban counties</i>	<i>Rural counties</i>
Total	58,066	16,111	7,040	6,279	4,502	4,204	4,325	13,214	2,391
Percent cleared	89.6	91.3	88.2	90.4	90.9	87.7	86.5	89.3	87.7
Disturbance calls (family quarrels, bar fights, person with firearm, etc.)	18,063	4,834	2,342	2,221	1,619	1,512	1,390	3,456	689
Percent cleared	92.4	93.9	90.2	91.5	93.1	89.7	88.9	94.1	93.6
Burglaries in progress/ pursuing burglary suspects	820	235	104	91	61	76	67	172	14
Percent cleared	88.2	91.1	98.1	85.7	80.3	84.2	71.6	90.7	85.7
Robberies in progress/ pursuing robbery suspects	505	188	47	71	25	29	20	116	9
Percent cleared	88.7	88.3	95.7	90.1	84.0	79.3	80.0	91.4	77.8
Attempting other arrests	9,464	2,598	1,296	1,064	837	719	775	1,789	386
Percent cleared	90.3	93.0	83.7	89.7	93.2	87.6	88.4	91.9	90.9
Civil disorders (mass disobedience, riot, etc.)	656	112	98	81	64	52	71	146	32
Percent cleared	88.3	91.1	83.7	88.9	95.3	80.8	80.3	90.4	96.9
Handling, transporting, custody of prisoners	7,759	2,009	609	611	486	497	449	2,699	399
Percent cleared	89.0	95.3	90.0	93.6	93.8	91.3	89.8	81.4	90.5
Investigating suspicious persons/circumstances	5,702	2,086	759	703	382	372	378	873	149
Percent cleared	88.2	87.9	88.1	91.0	85.3	87.1	82.8	91.0	88.6
Ambush situations	199	77	17	23	9	13	18	29	13
Percent cleared	72.9	64.9	88.2	87.0	66.7	69.2	72.2	79.3	69.2
Mentally deranged assailants	982	289	131	111	74	66	96	183	32
Percent cleared	81.8	74.0	88.5	81.1	89.2	86.4	85.4	82.5	84.4
Traffic pursuits/stops	6,412	1,854	780	644	454	435	543	1,326	376
Percent cleared	88.0	89.3	86.4	88.7	88.1	85.5	85.8	88.5	87.2
All other	7,504	1,829	857	659	491	433	518	2,425	292
Percent cleared	86.7	87.8	88.7	88.6	85.1	81.8	81.7	89.4	66.8

¹Offenses reported to the national UCR Program can be cleared either by arrest or exceptional means (when elements beyond law enforcement's control prevent the agency from placing formal charges against the offender).

Table 58**Law Enforcement Officers Assaulted**

Circumstance at Scene of Incident by Type of Assignment, Percent Distribution, 2002

Circumstance	Total	2-Officer vehicle	1-Officer vehicle		Detective/ Special assignment		Other	
			Alone	Assisted	Alone	Assisted	Alone	Assisted
Total	58,066	10,142	13,645	22,998	1,142	2,113	2,453	5,573
Percent of total assignments ¹	100.0	100.0	100.0	100.0	100.0	100.0	100.0	100.0
Disturbance calls (family quarrels, bar fights, person with firearm, etc.)	18,063	3,468	4,005	8,851	197	285	349	908
Percent of total assignments	31.1	34.2	29.4	38.5	17.3	13.5	14.2	16.3
Burglaries in progress/ pursuing burglary suspects	820	141	167	406	25	16	21	44
Percent of total assignments	1.4	1.4	1.2	1.8	2.2	0.8	0.9	0.8
Robberies in progress/ pursuing robbery suspects	505	127	103	181	16	27	25	26
Percent of total assignments	0.9	1.3	0.8	0.8	1.4	1.3	1.0	0.5
Attempting other arrests	9,464	1,687	2,171	3,809	211	578	323	685
Percent of total assignments	16.3	16.6	15.9	16.6	18.5	27.4	13.2	12.3
Civil disorders (mass disobedience, riot, etc.)	656	90	122	238	21	41	29	115
Percent of total assignments	1.1	0.9	0.9	1.0	1.8	1.9	1.2	2.1
Handling, transporting, custody of prisoners	7,759	810	1,311	2,197	173	275	719	2,274
Percent of total assignments	13.4	8.0	9.6	9.6	15.1	13.0	29.3	40.8
Investigating suspicious persons/circumstances	5,702	1,397	1,442	1,833	134	346	205	345
Percent of total assignments	9.8	13.8	10.6	8.0	11.7	16.4	8.4	6.2
Ambush situations	199	43	63	25	4	12	18	34
Percent of total assignments	0.3	0.4	0.5	0.1	0.4	0.6	0.7	0.6
Mentally deranged assailants	982	180	180	485	15	29	27	66
Percent of total assignments	1.7	1.8	1.3	2.1	1.3	1.4	1.1	1.2
Traffic pursuits/stops	6,412	1,216	1,985	2,711	97	140	73	190
Percent of total assignments	11.0	12.0	14.5	11.8	8.5	6.6	3.0	3.4
All other	7,504	983	2,096	2,262	249	364	664	886
Percent of total assignments	12.9	9.7	15.4	9.8	21.8	17.2	27.1	15.9

¹Due to rounding, the percentages may not add to 100.0.

Table 59**Law Enforcement Officers Assaulted**

Number of Assaults and Percent Injured by Type of Weapon, 1993-2002

	<i>Total¹</i>	<i>Firearm</i>	<i>Knife or cutting instrument</i>	<i>Other dangerous weapon</i>	<i>Personal weapons</i>	<i>Number of reporting agencies</i>	<i>Population covered</i>	<i>Number of officers employed</i>
1993 Total assaults	62,933	3,880	1,486	7,155	50,412	8,814	197,550,998	424,054
Percent injured	36.3	27.7	31.6	36.2	37.1			
1994 Total assaults	64,967	3,174	1,510	7,197	53,086	10,246	215,500,906	469,426
Percent injured	35.8	26.6	29.3	36.7	36.4			
1995 Total assaults	57,762	2,354	1,356	6,414	47,638	8,503	191,759,197	428,379
Percent injured	30.1	19.3	23.9	31.1	30.7			
1996 Total assaults	46,608	1,878	871	5,069	38,790	7,803	165,263,526	371,964
Percent injured	32.1	24.8	30.7	39.4	31.5			
1997 Total assaults	52,149	2,110	971	5,800	43,268	8,120	184,824,864	411,015
Percent injured	30.4	23.1	25.4	32.1	30.6			
1998 Total assaults	60,673	2,126	1,098	7,415	50,034	8,153	193,098,427	452,361
Percent injured	30.7	20.7	23.7	30.2	31.3			
1999 Total assaults	55,971	1,772	999	7,560	45,640	9,832	207,124,112	462,782
Percent injured	28.0	11.9	17.5	27.1	29.0			
2000 Total assaults	58,398	1,749	1,015	8,132	47,502	8,940	204,598,589	452,531
Percent injured	28.1	11.4	15.2	26.9	29.2			
2001 Total assaults	57,463	1,841	1,168	8,233	46,221	9,773	213,645,308	471,096
Percent injured	28.3	10.3	15.3	26.1	29.7			
2002 Total assaults	58,066	1,889	1,056	8,326	46,795	9,987	216,342,701	482,762
Percent injured	28.4	12.2	17.1	25.7	29.8			

¹Assault figures published in prior years' editions of *Law Enforcement Officers Killed and Assaulted* have been updated in this table.

Table 60**Law Enforcement Officers Assaulted**

Region, Geographic Division, and State by Type of Weapon, 2002

<i>Area</i>	<i>Total</i>	<i>Firearm</i>	<i>Knife or cutting instrument</i>	<i>Other dangerous weapon</i>	<i>Personal weapons</i>	<i>Number of reporting agencies</i>	<i>Population covered</i>	<i>Number of officers employed</i>
Total	58,066	1,889	1,056	8,326	46,795	9,987	216,342,701	482,762
Percent distribution	100.0	3.3	1.8	14.3	80.6			
NORTHEAST	7,564	212	108	1,090	6,154	1,790	29,544,738	73,853
New England	1,754	24	31	316	1,383	424	7,226,097	16,111
Connecticut	507	6	8	75	418	96	2,871,712	6,540
Maine	259	2	3	23	231	132	1,291,128	1,861
Massachusetts	337	4	12	38	283	47	1,223,374	3,852
New Hampshire	219	1	2	56	160	106	776,326	1,373
Rhode Island	432	11	6	124	291	43	1,063,557	2,485
Vermont ¹								
Middle Atlantic	5,810	188	77	774	4,771	1,366	22,318,641	57,742
New Jersey	2,999	39	44	460	2,456	480	8,315,740	21,581
New York	443	3	7	35	398	251	6,075,367	17,869
Pennsylvania	2,368	146	26	279	1,917	635	7,927,534	18,292
MIDWEST	8,930	230	181	960	7,559	2,798	41,763,937	82,934
East North Central	4,167	113	70	417	3,567	1,266	24,138,342	48,751
Illinois ¹								
Indiana	1,214	33	13	68	1,100	169	4,639,092	7,746
Michigan	1,504	58	44	218	1,184	575	9,856,504	20,793
Ohio	874	11	6	87	770	231	5,130,275	9,779
Wisconsin	575	11	7	44	513	291	4,512,471	10,433
West North Central	4,763	117	111	543	3,992	1,532	17,625,595	34,183
Iowa	561	11	23	96	431	229	2,914,512	4,429
Kansas	1,245	21	22	93	1,109	298	2,576,967	6,514
Minnesota	81	3	5	9	64	283	4,176,303	6,697
Missouri	2,592	77	52	311	2,152	504	5,497,696	11,948
Nebraska	180	5	5	27	143	137	1,604,508	3,227
North Dakota	68	0	0	5	63	67	568,709	925
South Dakota	36	0	4	2	30	14	286,900	443
SOUTH	28,321	965	514	4,436	22,406	3,945	88,095,750	204,172
South Atlantic	17,114	466	283	2,790	13,575	1,590	44,693,378	106,009
Delaware	419	6	5	90	318	50	806,717	2,205
District of Columbia ²	17	0	1	4	12	2	0	368
Florida	8,628	192	151	1,441	6,844	396	16,186,485	39,127
Georgia	1,068	66	22	133	847	325	6,657,492	16,530
Maryland	3,096	59	44	416	2,577	118	4,503,859	11,755
North Carolina	2,092	83	29	244	1,736	338	7,167,448	16,650
South Carolina	490	27	8	72	383	100	2,136,892	4,845

Table 60**Law Enforcement Officers Assaulted**

Region, Geographic Division, and State by Type of Weapon, 2002—Continued

<i>Area</i>	<i>Total</i>	<i>Firearm</i>	<i>Knife or cutting instrument</i>	<i>Other dangerous weapon</i>	<i>Personal weapons</i>	<i>Number of reporting agencies</i>	<i>Population covered</i>	<i>Number of officers employed</i>
South Atlantic—Continued								
Virginia	1,304	33	23	390	858	261	7,234,485	14,529
West Virginia ¹								
East South Central								
	3,123	172	89	712	2,150	775	12,291,204	28,939
Alabama	370	13	11	54	292	224	3,586,846	7,787
Kentucky	327	14	11	37	265	17	1,289,107	2,418
Mississippi	290	13	4	48	225	99	1,629,539	3,562
Tennessee	2,136	132	63	573	1,368	435	5,785,712	15,172
West South Central								
	8,084	327	142	934	6,681	1,580	31,111,168	69,224
Arkansas	295	20	11	70	194	174	2,423,110	4,706
Louisiana	1,884	31	13	88	1,752	154	3,607,093	13,739
Oklahoma	843	44	14	132	653	301	3,493,714	6,305
Texas	5,062	232	104	644	4,082	951	21,587,251	44,474
WEST								
	13,251	482	253	1,840	10,676	1,454	56,938,276	121,803
Mountain								
	4,537	204	102	692	3,539	642	16,552,694	33,430
Arizona	2,164	112	51	318	1,683	84	5,143,638	10,451
Colorado	845	35	23	147	640	177	4,132,248	9,378
Idaho	191	6	6	31	148	113	1,309,851	2,355
Montana ¹								
Nevada	452	15	4	48	385	29	1,787,535	3,255
New Mexico	571	27	15	125	404	66	1,398,142	2,797
Utah	240	8	2	16	214	111	2,293,988	4,144
Wyoming	74	1	1	7	65	62	487,292	1,050
Pacific								
	8,714	278	151	1,148	7,137	812	40,385,582	88,373
Alaska	115	7	6	19	83	30	598,264	1,058
California	6,893	230	115	936	5,612	456	30,390,046	72,948
Hawaii	223	8	7	26	182	3	1,092,127	2,414
Oregon	354	4	6	40	304	98	2,396,207	3,423
Washington	1,129	29	17	127	956	225	5,908,938	8,530

¹Data for Illinois, Montana, Vermont, and West Virginia were not available for inclusion in this table.²The figure represents the number of assaults on officers reported by the Metro Transit Police and the National Zoological Park.

Table 61**Law Enforcement Officers Assaulted**

Population Group of Victim Officer's Agency by Type of Weapon, 2002

<i>Population group</i>	<i>Total</i>	<i>Firearm</i>	<i>Knife or cutting instrument</i>	<i>Other dangerous weapon</i>	<i>Personal weapons</i>
Total	58,066	1,889	1,056	8,326	46,795
Percent distribution	100.0	3.3	1.8	14.3	80.6
Group I (cities 250,000 and over)	16,111	748	262	2,210	12,891
Group II (cities 100,000 - 249,999)	7,040	177	129	1,100	5,634
Group III (cities 50,000 - 99,999)	6,279	140	110	870	5,159
Group IV (cities 25,000 - 49,999)	4,502	119	114	663	3,606
Group V (cities 10,000 - 24,999)	4,204	114	76	627	3,387
Group VI (cities under 10,000)	4,325	121	101	590	3,513
Suburban counties	13,214	362	205	1,829	10,818
Rural counties	2,391	108	59	437	1,787

Table 62**Law Enforcement Officers Assaulted**Circumstance at Scene of Incident by Type of Weapon, Percent Distribution,¹ 2002

<i>Circumstance</i>	<i>Total</i>	<i>Firearm</i>	<i>Knife or cutting instrument</i>	<i>Other dangerous weapon</i>	<i>Personal weapons</i>
Total	58,066	1,889	1,056	8,326	46,795
Percent distribution	100.0	3.3	1.8	14.3	80.6
Disturbance calls (family quarrels, bar fights, person with firearm, etc.)	18,063	554	486	1,766	15,257
Percent distribution	100.0	3.1	2.7	9.8	84.5
Burglaries in progress/ pursuing burglary suspects	820	33	14	193	580
Percent distribution	100.0	4.0	1.7	23.5	70.7
Robberies in progress/ pursuing robbery suspects	505	111	11	100	283
Percent distribution	100.0	22.0	2.2	19.8	56.0
Attempting other arrests	9,464	207	117	1,109	8,031
Percent distribution	100.0	2.2	1.2	11.7	84.9
Civil disorders (mass disobedience, riot, etc.)	656	10	2	90	554
Percent distribution	100.0	1.5	0.3	13.7	84.5
Handling, transporting, custody of prisoners	7,759	26	55	616	7,062
Percent distribution	100.0	0.3	0.7	7.9	91.0
Investigating suspicious persons/circumstances	5,702	289	100	911	4,402
Percent distribution	100.0	5.1	1.8	16.0	77.2
Ambush situations	199	53	6	42	98
Percent distribution	100.0	26.6	3.0	21.1	49.2
Mentally deranged assailants	982	68	87	127	700
Percent distribution	100.0	6.9	8.9	12.9	71.3
Traffic pursuits/stops	6,412	271	50	2,222	3,869
Percent distribution	100.0	4.2	0.8	34.7	60.3
All other	7,504	267	128	1,150	5,959
Percent distribution	100.0	3.6	1.7	15.3	79.4

¹Due to rounding, the percentages may not add to 100.0.

Section III

Federal Law Enforcement Officers Killed and Assaulted

Section III—Federal Law Enforcement Officers Killed and Assaulted

Methodology

This section of *Law Enforcement Officers Killed and Assaulted, 2002*, addresses information about federal law enforcement officers who were killed or assaulted in the line of duty in 2002 and who were employed by the following departments and agencies: the U.S. Departments of Homeland Security, the Interior, Justice, and the Treasury; the U.S. Capitol Police; and the U.S. Postal Inspection Service. Within these 6 federal entities are 13 agencies, bureaus, or services, which employ the majority of the personnel who are responsible for protecting governmental officials and enforcing and investigating violations of federal laws. The national UCR Program annually contacts these departments and requests information about the officers who were killed or assaulted in the line of duty.

Some presentations contained in Section I of this report may reflect data on additional federal officers killed in the line of duty. However, this section represents only those federal officers who were employed by the agencies and met the responsibilities listed above. Additionally, the assault tabulations regarding federal officers presented in this section differ slightly from the assault figures compiled for local and state law enforcement officers previously addressed in this publication. Regardless of the extent or even the absence of personal injury, all reports of assaults or threats to assault are included in the compilations. Further, the circumstance categories are tailored to depict the unique duties performed by federal law enforcement personnel.

Overview

In 2002, federal law enforcement agencies reported 374 assaults on their officers, 1 of which resulted in death. Personal injuries were sustained by 132 federal officers. (See Tables 63 and 64.)

The greatest percentage of officers assaulted, 42.8 percent, were employed by the Department of the Interior. The Department of Homeland Security employed 30.2 percent of the total number of federal officers assaulted; the Department of Justice, 21.4 percent; the U.S. Capitol Police, 2.7 percent; and the U.S. Postal Inspection Service, 2.1 percent. The remaining officers worked for the Department of the Treasury. (See Table 63.)

Weapons

Offenders used personal weapons (hands, fists, feet, etc.) in 46.3 percent of the assaults on federal law enforcement officers in 2002. Vehicles were used as weapons in 12.6 percent of the assaults, firearms in 9.1 percent, blunt objects in 6.1 percent, and knives or cutting instruments in 4.3 percent. Other types of weapons were used in 4.3 percent of the assaults on federal officers, and 17.4 percent of the assaults were threats. (Based on Table 68.)

Circumstances

The majority of federal law enforcement officers, 29.7 percent, were making arrests or serving summonses when they were assaulted. An additional 19.0 percent of the victim officers were on patrol or guard duty when they were assaulted, and 18.7 percent were assigned to protection duty. Fifteen percent of the victim officers were conducting investigations or searches at the time of their attacks; 9.9 percent of the officers were on office duty; and 1.6 percent were maintaining custody of prisoners. The remaining officers (6.1 percent) were performing other duties. (Based on Table 69.)

Regional Breakdowns

Regionally, data submitted by federal agencies in 2002 revealed that the 143 officers assaulted in the South

accounted for 41.3 percent of the total number of federal officers assaulted. The 117 federal officers assaulted in the West comprised 33.8 percent of the total. There were 47 victims attacked in the Midwest and 34 officers assaulted in the Northeast which accounted for 13.6 percent and 9.8 percent of the total, respectively. Five federal law enforcement officers assigned to U.S. Territories and to foreign assignments were assaulted, accounting for 1.4 percent of the total of assault victims. Incident locales were not available for 28 assaulted officers with the Drug Enforcement Administration (DEA). (Based on Table 67.)

Assailants

In 2002, a total of 245 assailants were identified in connection with assaults on 374 federal law enforcement officers. (See Table 63.) Of the 245 known assailants, 31.0 percent were awaiting trial at the time of this publication, 29.4 percent were found guilty, prosecution was declined for 16.7 percent, and 8.6 percent of the assailants' dispositions were pending prosecutive opinion. Over 7 percent (7.3) of the assailants were found not guilty, and their charges were dismissed; 4.5 percent remained fugitives, and 2.4 percent of the assailants were deceased. (Based on Table 70.)

Five-Year Totals

Data submitted by federal agencies for 1998 through 2002 revealed that 2,772 federal officers were victims of assaults. During that 5-year period, 8 federal officers (excluding the 2 federal officers who lost their lives during the September 11, 2001, terrorist attacks) were feloniously killed. (See Table 65.) Three of the victim agents, all of whom were killed in 1998, were employed by the Bureau of Immigration and Customs Enforcement (BICE) (formerly the Immigration and Naturalization Service [INS]). Three National Park Service

rangers were slain in 1998, 1999, and 2002—1 in each year—and 2 U.S. Capitol Police officers were killed in 1998.

Summary of Assaults by Department

Department of Homeland Security (DHS)

The DHS reported 113 officers were assaulted in 2002, 32 of whom suffered nonfatal personal injuries during the attacks. The BICE (formerly the INS), which provided assault data only for those victims who discharged their service weapons during their assaults, reported 54 victims. In addition, 45 of the 113 DHS officers assaulted were employed by the U.S. Customs Service (USCS) and 14 worked for the U.S. Secret Service (USSS). (See Tables 64 and 68.) (Prior to their move to the DHS, the BICE was included in DOJ data and the USCS and USSS in the Department of the Treasury [DOT] data.)

Of the 113 DHS officers assaulted, 41.6 percent were assigned to patrol or guard duty at the time of the attacks. Those on protection duty comprised 35.4 percent of the victim total, and officers conducting investigations or searches made up 12.4 percent. At the time of the assaults, 1.8 percent of officers were making arrests or serving summonses, 0.9 percent had custody of prisoners, and the remaining 8.0 percent of the officers were assigned to other duties. (Based on Table 69.)

Forty assailants were identified in connection with the assaults on DHS officers. Of those, 20 were awaiting trial at the time of this publication, and prosecution was declined for 9 assailants. Six assailants were found guilty, 3 were awaiting prosecutive opinion, and assault charges were dismissed for 2 assailants. (See Table 70.)

Department of the Interior (DOI)

The DOI reported 160 officers were assaulted in 2002, 74 of whom sustained personal injuries. Ninety-seven of the assault victims were employed by the

National Park Service (NPS); 63 of the officers were employed by the Bureau of Indian Affairs. One of the 97 NPS officers died as a result of a wound from a firearm. Data concerning weapons used against DOI officers showed that personal weapons (hands, fists, feet, etc.) were used against 107 of the 160 victims. Sixteen officers were attacked with vehicles, 11 with knives or cutting instruments, 6 with firearms, 4 with blunt objects, and 8 with other types of weapons. Additionally, 8 victim officers were threatened. (See Tables 64 and 68.)

Of the 160 DOI officers assaulted, 53.1 percent were making arrests or serving summonses at the time of the attacks. Those assigned to protection duty comprised 18.8 percent of the victim total, and officers conducting investigations or searches made up 15.0 percent. Another 9.4 percent of officers were on patrol or guard duty at the time of assault. The remaining 3.8 percent of the victims included 2 officers who were on office duty, 1 officer who was maintaining custody of a prisoner(s), and 3 officers who were assigned to other duties. (Based on Table 69.)

There were 138 assailants identified in connection with the assaults on DOI officers. Of those, 52 were tried and found guilty, 38 were awaiting trial at the time of this publication, prosecution was declined for 17 assailants, and 16 were awaiting prosecutive opinion. Assault charges were dismissed for 6 assailants, 6 assailants were deceased, and 3 remained fugitives. (See Table 70.)

Department of Justice (DOJ)

In 2002, the DOJ reported assaults on 80 officers, 24 of whom suffered personal injury. Forty-eight of the victims were employed by the Federal Bureau of Investigation (FBI). The Drug Enforcement Administration (DEA) employed 28 of the victims; the Bureau of Alcohol, Tobacco, Firearms and Explosives employed 3 officers; and the U.S. Marshals Service employed 1 officer.

Offenders victimized DOJ officers with personal weapons (hands, fists, feet, etc.) in 17 assaults, firearms in 11

attacks, vehicles in 6 assaults, blunt objects in 6 incidents, and knives or cutting instruments in 2 assaults. Attackers used other types of weapons against 1 officer and threatened 37 officers with violence. (See Table 68.)

The majority, 42.5 percent, of DOJ officers were assigned to office duty when assaulted. Those making arrests or serving summonses accounted for 22.5 percent of the victim total, and those conducting investigations or searches made up 15.0 percent. Officers performing patrol or guard duty comprised 5.0 percent of DOJ officers assaulted, and those with custody of prisoners accounted for 2.5 percent. At the time of the assaults, 12.5 percent were assigned to other duties. (Based on Table 69.)

Forty-eight assailants were identified in connection with the assaults on DOJ officers. Of those, 14 assailants were awaiting trial at the time of this publication, 11 were tried and found guilty, and prosecution was declined for 11 assailants. Eight attackers remained fugitives at the time of this publication, 2 were awaiting prosecutive opinion, and charges were dismissed for 2 assailants. (See Table 70.)

Department of the Treasury (DOT)

The DOT reported that 3 of their officers were assaulted in 2002. All of the assault victims, none of whom experienced personal injury, were employed by the Treasury Inspector General for Tax Administration (TIGTA). Assailants used miscellaneous (“other”) weapons against the 3 TIGTA victims. (See Tables 64 and 68.) All of the DOT officers assaulted were conducting investigations or searches at the time of attack. (See Table 69.)

One assailant was identified in connection with at least 1 assault on DOT officers. Prosecution was declined for this assailant. (See Tables 63 and 70.)

U.S. Capitol Police

The U.S. Capitol Police reported assaults on 10 officers in 2002; 1 of those officers sustained personal injury. Nine of the victims were attacked with

personal weapons (hands, fists, feet, etc.), and the tenth victim was assaulted with a vehicle. (See Tables 64 and 68.)

Five of the U.S. Capitol Police officers were making arrests or serving summonses when attacked, 2 had custody of prisoners, and 2 were on patrol or guard duty. The remaining officer was assigned to office duty. (See Table 69.)

Ten assailants were identified in connection with the assaults on the U.S. Capitol Police officers. Of those, charges were dismissed for 8 assailants, and prosecution was declined for 1 offender. One assailant was awaiting trial at the time of this publication. (See Table 70.)

U.S. Postal Inspection Service

The U.S. Postal Inspection Service reported that 8 officers were assaulted in 2002; 1 of the officers sustained personal injuries in the attacks. Five of the officers were attacked with personal weapons (hands, fists, feet, etc.), 1 victim was attacked with a blunt object, and 2 officers were attacked with other weapons. (See Tables 64 and 68.)

Three of the 8 U.S. Postal Inspection Service officers were conducting investigations or searches at the time of the assaults. Three officers were on patrol or guard duty, and 1 victim was making an arrest or serving a summons.

One officer was assigned to other duties when assaulted. (See Table 69.)

Eight assailants were identified in connection with the assaults on U.S. Postal Inspection Service officers. Of those, 3 were tried and found guilty, and 3 were awaiting trial at the time of this publication. Prosecution was declined for the remaining 2 assailants. (See Table 70.)

Table 63**Assaults on Federal Officers¹**

Department and Agency by Number of Victims and Known Assailants, 2001-2002

<i>Department</i> <i>Agency</i>	<i>Victims</i>		<i>Known Assailants</i>	
	<i>2001</i>	<i>2002</i>	<i>2001</i>	<i>2002</i>
Total	590	374	478	245
Department of Homeland Security²	355	113	320	40
Bureau of Immigration and Customs Enforcement ³	286	54	266	7
U.S. Customs Service	52	45	48	28
U.S. Secret Service	17	14	6	5
Department of the Interior	104	160	68	138
Bureau of Indian Affairs	0	63	0	56
National Park Service	104	97	68	82
Department of Justice^{2,4}	94	80	59	48
Bureau of Alcohol, Tobacco, Firearms, and Explosives ⁴	2	3	1	4
Drug Enforcement Administration ⁵	28	28	29	
Federal Bureau of Investigation	33	48	16	43
U.S. Marshals Service	31	1	13	1
Department of the Treasury^{2,4}	12	3	7	1
Internal Revenue Service	3	0	2	0
Treasury Inspector General for Tax Administration	9	3	5	1
U.S. Capitol Police	6	10	6	10
U.S. Postal Inspection Service	19	8	18	8

¹The two deaths that resulted from the events of September 11, 2001, are not included in this table.²The newly created Department of Homeland Security (DHS) gained the Bureau of Immigration and Customs Enforcement (formerly the Immigration and Naturalization Service) from the Department of Justice and the U.S. Customs Service and the U.S. Secret Service from the Department of the Treasury. Beginning in 2002, data from those 3 agencies are now reported under the DHS.³For 2002, data are based only on those victims who discharged their service weapons.⁴With the realignment in 2002 of several federal agencies, the Bureau of Alcohol, Tobacco, Firearms, and Explosives (formerly the Bureau of Alcohol, Tobacco, and Firearms) was moved from the Department of the Treasury to the Department of Justice.⁵For 2002, known assailant data were not reported.

Table 64**Assaults on Federal Officers**

Department and Agency by Number Killed and Injured, 2002

<i>Department</i> <i>Agency</i>	<i>Killed</i>		<i>Injured</i>	
	<i>Firearm</i>	<i>Other weapon</i>	<i>Firearm</i>	<i>Other weapon</i>
Total	1	0	1	131
Department of Homeland Security¹	0	0	0	32
Bureau of Immigration and Customs Enforcement ²	0	0	0	11
U.S. Customs Service	0	0	0	15
U.S. Secret Service	0	0	0	6
Department of the Interior	1	0	0	74
Bureau of Indian Affairs	0	0	0	40
National Park Service	1	0	0	34
Department of Justice^{1,3}	0	0	1	23
Bureau of Alcohol, Tobacco, Firearms, and Explosives	0	0	0	3
Drug Enforcement Administration	0	0	1	2
Federal Bureau of Investigation	0	0	0	17
U.S. Marshals Service	0	0	0	1
Department of the Treasury^{1,3}	0	0	0	0
Internal Revenue Service	0	0	0	0
Treasury Inspector General for Tax Administration	0	0	0	0
U.S. Capitol Police	0	0	0	1
U.S. Postal Inspection Service	0	0	0	1

¹The newly created Department of Homeland Security (DHS) gained the Bureau of Immigration and Customs Enforcement (formerly the Immigration and Naturalization Service) from the Department of Justice and the U.S. Customs Service and the U.S. Secret Service from the Department of the Treasury. Beginning in 2002, data from those 3 agencies are now reported under the DHS.

²For 2002, data are based only on those victims who discharged their service weapons.

³With the realignment in 2002 of several federal agencies, the Bureau of Alcohol, Tobacco, Firearms, and Explosives (formerly the Bureau of Alcohol, Tobacco, and Firearms) was moved from the Department of the Treasury to the Department of Justice.

Table 65**Assaults on Federal Officers¹**

Extent of Injury by Type of Weapon, 1998-2002

<i>Extent of injury</i>	<i>Total</i>	<i>Firearm</i>	<i>Knife or cutting instrument</i>	<i>Blunt object</i>	<i>Bomb</i>	<i>Vehicle</i>	<i>Personal weapons</i>	<i>Threat</i>	<i>Other</i>
Total	2,772	302	49	79	6	314	1,013	363	646
1998	653	66	9	13	1	92	253	88	131
Killed	6	6	0	0	0	0	0	0	0
Injured	175	3	0	4	0	26	129	0	13
Not injured	472	57	9	9	1	66	124	88	118
1999	627	100	13	9	0	55	234	91	125
Killed	1	1	0	0	0	0	0	0	0
Injured	171	32	3	4	0	13	108	0	11
Not injured	455	67	10	5	0	42	126	91	114
2000	528	56	7	6	5	50	171	52	181
Killed	0	0	0	0	0	0	0	0	0
Injured	124	5	1	4	0	12	80	0	22
Not injured	404	51	6	2	5	38	91	52	159
2001	590	46	4	28	0	70	182	67	193
Killed	0	0	0	0	0	0	0	0	0
Injured	126	4	2	22	0	17	67	0	14
Not injured	464	42	2	6	0	53	115	67	179
2002	374	34	16	23	0	47	173	65	16
Killed	1	1	0	0	0	0	0	0	0
Injured	132	1	5	10	0	8	103	0	5
Not injured	241	32	11	13	0	39	70	65	11

¹The two deaths that resulted from the events of September 11, 2001, are not included in this table.

Table 66**Assaults on Federal Officers¹**

Department by Type of Weapon, 1998-2002

<i>Department</i>	<i>Total</i>	<i>Firearm</i>	<i>Knife or cutting instrument</i>	<i>Blunt object</i>	<i>Bomb</i>	<i>Vehicle</i>	<i>Personal weapons</i>	<i>Threat</i>	<i>Other</i>
Total	2,398	268	33	56	6	267	840	298	630
Department of Homeland Security²	113	17	3	12	0	24	35	20	2
2002	113	17	3	12	0	24	35	20	2
Department of the Interior	437	31	10	12	0	69	225	67	23
1998	129	10	6	9	0	19	59	23	3
1999	103	4	2	2	0	18	64	7	6
2000	101	16	0	0	0	14	54	9	8
2001	104	1	2	1	0	18	48	28	6
2002	160	6	11	4	0	16	107	8	8
Department of Justice^{2,3}	1,391	207	13	36	5	121	337	99	573
1998	300	46	3	0	0	33	102	8	108
1999	384	87	4	4	0	22	107	46	114
2000	329	37	4	5	5	27	63	19	169
2001	378	37	2	27	0	39	65	26	182
2002	80	11	2	6	0	6	17	37	1
Department of the Treasury^{2,3}	485	25	8	6	1	66	224	129	26
1998	205	8	0	3	1	36	81	57	19
1999	121	9	5	3	0	14	50	37	3
2000	76	2	3	0	0	5	41	23	2
2001	83	6	0	0	0	11	52	12	2
2002	3	0	0	0	0	0	0	0	3
U.S. Capitol Police	26	2	0	0	0	4	14	1	5
1998	7	2	0	0	0	3	1	0	1
1999	6	0	0	0	0	0	3	1	2
2000	7	0	0	0	0	1	4	0	2
2001	6	0	0	0	0	0	6	0	0
2002	10	0	0	0	0	1	9	0	0
U.S. Postal Inspection Service	59	3	2	2	0	7	40	2	3
1998	12	0	0	1	0	1	10	0	0
1999	13	0	2	0	0	1	10	0	0
2000	15	1	0	1	0	3	9	1	0
2001	19	2	0	0	0	2	11	1	3
2002	8	0	0	1	0	0	5	0	2

¹The 2 deaths that resulted from the events of September 11, 2001, are not included in this table.²The newly created Department of Homeland Security (DHS) gained the Bureau of Immigration and Customs Enforcement (formerly the Immigration and Naturalization Service) from the Department of Justice and the U.S. Customs Service and the U.S. Secret Service from the Department of the Treasury. Beginning in 2002, data from those 3 agencies are now reported under the DHS.³With the realignment in 2002 of several federal agencies, the Bureau of Alcohol, Tobacco, Firearms, and Explosives (formerly the Bureau of Alcohol, Tobacco, and Firearms) was moved from the Department of the Treasury to the Department of Justice.

Table 67

Assaults on Federal Officers

Region, Geographic Division, and State by Type of Weapon, 2002

<i>Area</i>	<i>Total</i>	<i>Firearm</i>	<i>Knife or cutting instrument</i>	<i>Blunt object</i>	<i>Bomb</i>	<i>Vehicle</i>	<i>Personal weapons</i>	<i>Threat</i>	<i>Other</i>
Total¹	346	31	14	23	0	47	172	43	16
NORTHEAST	34	2	0	0	0	4	24	4	0
New England	5	0	0	0	0	0	5	0	0
Connecticut	0	0	0	0	0	0	0	0	0
Maine	0	0	0	0	0	0	0	0	0
Massachusetts	5	0	0	0	0	0	5	0	0
New Hampshire	0	0	0	0	0	0	0	0	0
Rhode Island	0	0	0	0	0	0	0	0	0
Vermont	0	0	0	0	0	0	0	0	0
Middle Atlantic	29	2	0	0	0	4	19	4	0
New Jersey	3	0	0	0	0	1	0	2	0
New York	21	2	0	0	0	2	15	2	0
Pennsylvania	5	0	0	0	0	1	4	0	0
MIDWEST	47	8	0	3	0	4	22	8	2
East North Central	20	8	0	2	0	0	5	5	0
Illinois	3	3	0	0	0	0	0	0	0
Indiana	0	0	0	0	0	0	0	0	0
Michigan	10	0	0	1	0	0	4	5	0
Ohio	5	5	0	0	0	0	0	0	0
Wisconsin	2	0	0	1	0	0	1	0	0
West North Central	27	0	0	1	0	4	17	3	2
Iowa	0	0	0	0	0	0	0	0	0
Kansas	2	0	0	0	0	0	2	0	0
Minnesota	5	0	0	0	0	0	2	2	1
Missouri	5	0	0	0	0	2	2	1	0
Nebraska	5	0	0	0	0	0	5	0	0
North Dakota	0	0	0	0	0	0	0	0	0
South Dakota	10	0	0	1	0	2	6	0	1
SOUTH	143	14	4	3	0	19	77	16	10
South Atlantic	81	2	3	3	0	12	50	6	5
Delaware	0	0	0	0	0	0	0	0	0
District of Columbia	46	2	3	0	0	1	38	1	1
Florida	6	0	0	0	0	0	1	4	1
Georgia	6	0	0	0	0	3	3	0	0
Maryland	9	0	0	0	0	5	2	0	2
North Carolina	2	0	0	0	0	1	1	0	0
South Carolina	3	0	0	1	0	0	1	0	1
Virginia	8	0	0	1	0	2	4	1	0
West Virginia	1	0	0	1	0	0	0	0	0

Table 67

Assaults on Federal Officers

Region, Geographic Division, and State by Type of Weapon, 2002—Continued

<i>Area</i>	<i>Total</i>	<i>Firearm</i>	<i>Knife or cutting instrument</i>	<i>Blunt object</i>	<i>Bomb</i>	<i>Vehicle</i>	<i>Personal weapons</i>	<i>Threat</i>	<i>Other</i>
East South Central	9	0	1	0	0	0	6	1	1
Alabama	1	0	0	0	0	0	0	1	0
Kentucky	2	0	0	0	0	0	2	0	0
Mississippi	1	0	0	0	0	0	0	0	1
Tennessee	5	0	1	0	0	0	4	0	0
West South Central	53	12	0	0	0	7	21	9	4
Arkansas	1	0	0	0	0	0	1	0	0
Louisiana	5	0	0	0	0	0	5	0	0
Oklahoma	1	0	0	0	0	0	1	0	0
Texas	46	12	0	0	0	7	14	9	4
WEST	117	7	10	15	0	20	48	13	4
Mountain	84	7	10	7	0	10	37	10	3
Arizona	52	6	4	6	0	8	21	4	3
Colorado	4	0	0	0	0	0	4	0	0
Idaho	0	0	0	0	0	0	0	0	0
Montana	0	0	0	0	0	0	0	0	0
Nevada	10	0	0	0	0	1	6	3	0
New Mexico	5	1	0	1	0	0	1	2	0
Utah	9	0	6	0	0	1	1	1	0
Wyoming	4	0	0	0	0	0	4	0	0
Pacific	33	0	0	8	0	10	11	3	1
Alaska	0	0	0	0	0	0	0	0	0
California	30	0	0	8	0	9	10	2	1
Hawaii	1	0	0	0	0	0	0	1	0
Oregon	0	0	0	0	0	0	0	0	0
Washington	2	0	0	0	0	1	1	0	0
U.S. TERRITORIES	3	0	0	0	0	0	1	2	0
American Samoa	0	0	0	0	0	0	0	0	0
Guam	0	0	0	0	0	0	0	0	0
Mariana Islands	0	0	0	0	0	0	0	0	0
Puerto Rico	2	0	0	0	0	0	1	1	0
U.S. Virgin Islands	1	0	0	0	0	0	0	1	0
FOREIGN	2	0	0	2	0	0	0	0	0
Mexico	2	0	0	2	0	0	0	0	0

¹Locales were not reported for 28 officers with the Drug Enforcement Administration.

Table 68**Assaults on Federal Officers**

Department and Agency by Type of Weapon, 2002

<i>Department Agency</i>	<i>Total</i>	<i>Firearm</i>	<i>Knife or cutting instrument</i>	<i>Blunt object</i>	<i>Bomb</i>	<i>Vehicle</i>	<i>Personal weapons</i>	<i>Threat</i>	<i>Other</i>
Total	374	34	16	23	0	47	173	65	16
Department of Homeland Security¹	113	17	3	12	0	24	35	20	2
Bureau of Immigration and Customs Enforcement ²	54	17	0	12	0	11	12	0	2
U.S. Customs Service	45	0	1	0	0	6	18	20	0
U.S. Secret Service	14	0	2	0	0	7	5	0	0
Department of the Interior	160	6	11	4	0	16	107	8	8
Bureau of Indian Affairs	63	2	9	1	0	4	42	3	2
National Park Service	97	4	2	3	0	12	65	5	6
Department of Justice^{1,3}	80	11	2	6	0	6	17	37	1
Bureau of Alcohol, Tobacco, Firearms, and Explosives	3	0	0	0	0	0	3	0	0
Drug Enforcement Administration	28	3	2	0	0	0	1	22	0
Federal Bureau of Investigation	48	8	0	6	0	5	13	15	1
U.S. Marshals Service	1	0	0	0	0	1	0	0	0
Department of the Treasury^{1,3}	3	0	0	0	0	0	0	0	3
Internal Revenue Service	0	0	0	0	0	0	0	0	0
Treasury Inspector General for Tax Administration	3	0	0	0	0	0	0	0	3
U.S. Capitol Police	10	0	0	0	0	1	9	0	0
U.S. Postal Inspection Service	8	0	0	1	0	0	5	0	2

¹The newly created Department of Homeland Security (DHS) gained the Bureau of Immigration and Customs Enforcement (formerly the Immigration and Naturalization Service) from the Department of Justice and the U.S. Customs Service and the U.S. Secret Service from the Department of the Treasury. Beginning in 2002, data from those 3 agencies are now reported under the DHS.

²For 2002, data are based only on those victims who discharged their service weapons.

³With the realignment in 2002 of several federal agencies, the Bureau of Alcohol, Tobacco, Firearms, and Explosives (formerly the Bureau of Alcohol, Tobacco, and Firearms) was moved from the Department of the Treasury to the Department of Justice.

Table 69**Assaults on Federal Officers**

Department and Agency by Type of Activity, 2002

<i>Department Agency</i>	<i>Total</i>	<i>Arrests/ summons</i>	<i>Court duty</i>	<i>Custody of prisoners</i>	<i>Investi- gations/ searches</i>	<i>Protec- tion duty</i>	<i>Office duty</i>	<i>Patrol/ guard duty</i>	<i>Other</i>
Total	374	111	0	6	56	70	37	71	23
Department of Homeland Security¹	113	2	0	1	14	40	0	47	9
Bureau of Immigration and Customs Enforcement ²	54	2	0	0	4	39	0	0	9
U.S. Customs Service	45	0	0	1	3	0	0	41	0
U.S. Secret Service	14	0	0	0	7	1	0	6	0
Department of the Interior	160	85	0	1	24	30	2	15	3
Bureau of Indian Affairs	63	44	0	0	5	0	0	12	2
National Park Service	97	41	0	1	19	30	2	3	1
Department of Justice^{1,3}	80	18	0	2	12	0	34	4	10
Bureau of Alcohol, Tobacco, Firearms, and Explosives	3	1	0	0	2	0	0	0	0
Drug Enforcement Administration	28	0	0	0	0	0	26	2	0
Federal Bureau of Investigation	48	16	0	2	10	0	8	2	10
U.S. Marshals Service	1	1	0	0	0	0	0	0	0
Department of the Treasury^{1,3}	3	0	0	0	3	0	0	0	0
Internal Revenue Service	0	0	0	0	0	0	0	0	0
Treasury Inspector General for Tax Administration	3	0	0	0	3	0	0	0	0
U.S. Capitol Police	10	5	0	2	0	0	1	2	0
U.S. Postal Inspection Service	8	1	0	0	3	0	0	3	1

¹The newly created Department of Homeland Security (DHS) gained the Bureau of Immigration and Customs Enforcement (formerly the Immigration and Naturalization Service) from the Department of Justice and the U.S. Customs Service and the U.S. Secret Service from the Department of the Treasury. Beginning in 2002, data from those 3 agencies are now reported under the DHS.

²For 2002, data are based only on those victims who discharged their service weapons.

³With the realignment in 2002 of several federal agencies, the Bureau of Alcohol, Tobacco, Firearms, and Explosives (formerly the Bureau of Alcohol, Tobacco, and Firearms) was moved from the Department of the Treasury to the Department of Justice.

Table 70**Assaults on Federal Officers**

Department and Agency by Disposition of Known Assailants, 2002

Department Agency	Total	Persons not charged			Persons charged				
		Deceased	Pending prosecutive opinion	Prosecution declined	Fugitive	Incompetent to stand trial	Awaiting trial	Dismissed/ not guilty	Guilty
Total	245	6	21	41	11	0	76	18	72
Department of Homeland Security¹	40	0	3	9	0	0	20	2	6
Bureau of Immigration and Customs Enforcement ²	7	0	2	2	0	0	0	0	3
U.S. Customs Service	28	0	0	7	0	0	16	2	3
U.S. Secret Service	5	0	1	0	0	0	4	0	0
Department of the Interior	138	6	16	17	3	0	38	6	52
Bureau of Indian Affairs	56	3	0	2	0	0	18	1	32
National Park Service	82	3	16	15	3	0	20	5	20
Department of Justice^{1,3}	48	0	2	11	8	0	14	2	11
Bureau of Alcohol, Tobacco, Firearms, and Explosives	4	0	0	1	0	0	0	0	3
Drug Enforcement Administration ⁴									
Federal Bureau of Investigation	43	0	2	10	8	0	14	1	8
U.S. Marshals Service	1	0	0	0	0	0	0	1	0
Department of the Treasury^{1,3}	1	0	0	1	0	0	0	0	0
Internal Revenue Service	0	0	0	0	0	0	0	0	0
Treasury Inspector General for Tax Administration	1	0	0	1	0	0	0	0	0
U.S. Capitol Police	10	0	0	1	0	0	1	8	0
U.S. Postal Inspection Service	8	0	0	2	0	0	3	0	3

¹The newly created Department of Homeland Security (DHS) gained the Bureau of Immigration and Customs Enforcement (formerly the Immigration and Naturalization Service) from the Department of Justice and the U.S. Customs Service and the U.S. Secret Service from the Department of the Treasury. Beginning in 2002, data from those 3 agencies are now reported under the DHS.

²For 2002, data are based only on those victims who discharged their service weapons.

³With the realignment in 2002 of several federal agencies, the Bureau of Alcohol, Tobacco, Firearms, and Explosives (formerly the Bureau of Alcohol, Tobacco, and Firearms) was moved from the Department of the Treasury to the Department of Justice.

⁴For 2002, known assailant data were not reported.

Appendix

Change in Table Organization From Previous Editions of *Law Enforcement Officers Killed and Assaulted*

Law Enforcement Officers Killed and Assaulted—Section I

Officers Feloniously Killed

Change in Table Numbers, 2001 Versus 2002

<i>Table number in previous editions</i>	<i>Current table number</i>	<i>New tables</i>	<i>New Organization of Tables</i>	
			<i>Subject Matter</i>	<i>Table Number</i>
1	27	10-13	Where and when officers were feloniously killed	1-4
2	28	16-17	Profile of victim officers feloniously killed	5-8
3	29	19	Equipment available to officer at the time of the incident	9-11
4	26	23	Use of officer's weapon during the incident	12-14
5	14	25	Circumstance/Assignment at the time of the incident	15-25
6	14, 32, 34	41	Weapon information	26-33
7	33		Officers' wounds and use of body armor	34-37
8	35		Profile of known assailants	38-43
9	35			
10	36			
11	37			
12	2			
13	3			
14	4			
15	15			
16	1			
17	20			
18	21			
19	18			
20	22			
21	24			
22	30			
23	31			
24	5-9			
25	38-40, 42			
26	43			

Law Enforcement Officers Killed and Assaulted—Section I

Officers Accidentally Killed

Change in Table Numbers, 2001 Versus 2002

<i>Table number in previous editions</i>	<i>Current table number</i>	<i>New Organization of Tables</i>	
		<i>Subject Matter</i>	<i>Table Number</i>
27	53	Where and when officers were accidentally killed	44-47
28	52	Profile of victim officers accidentally killed	48-51
29	45	Circumstance at the time of the accident	52-53
30	46		
31	47		
32	44		
33	48-51		

Law Enforcement Officers Killed and Assaulted—Section II

Officers Assaulted

Change in Table Numbers, 2001 Versus 2002

<i>Table number in previous editions</i>	<i>Current table number</i>	<i>New Organization of Tables</i>	
		<i>Subject Matter</i>	<i>Table Number</i>
34	54	Where and when officers were assaulted	2.1, 54-56
35	60	Circumstance/Assignment at the time of the assault	57-58
36	59	Weapon information	59-62
37	56		
38	58		
39	62		
40	57		
41	55		
42	61		

Law Enforcement Officers Killed and Assaulted—Section III

Federal Officers Killed and Assaulted

Change in Table Numbers, 2001 Versus 2002

<i>Table number in previous editions</i>	<i>Current table number</i>	<i>New Organization of Tables</i>	
		<i>Subject Matter</i>	<i>Table Number</i>
43	63	Victim and assailant information	63
44	64	Number of officers killed or assaulted	64-65
45	65	Information on weapons used	66-68
46	66	Activity at the time of the incident	69
47	68	Disposition of known assailants	70
48	69		
49	70		
50	67		

Evaluation Form
Law Enforcement Officers Killed and Assaulted, 2002

1. For what purpose did you use this issue of *Law Enforcement Officers Killed and Assaulted*?

2. Was the publication adequate for that purpose?
 Quite adequate Somewhat adequate Quite inadequate
 Adequate Not adequate

3. Are there presentations not included that you would find particularly useful?

4. What changes, if any, would you recommend for subsequent issues?

5. Can you point out specific table notes or presentations which are not clear or additional terms which need to be defined?

6. In what capacity did you use *Law Enforcement Officers Killed and Assaulted*?
 Criminal justice/law enforcement
agency employee (*specify functional area*) _____
 Student Researcher
 Other government employee Legislator
 Private citizen Media
 Educator Other (*specify*) _____

7. Add any additional comments you care to make.

Name		Telephone	
		()	
Number and Street			
City		State	Zip Code

— — — — — *Fold Here* — — — — —

U.S. Department of Justice
 Federal Bureau of Investigation

1000 Custer Hollow Road
Clarksburg, WV 26306

PLACE
 STAMP
 HERE

Uniform Crime Reporting Program
Programs Support Section
Criminal Justice Information Services Division
Federal Bureau of Investigation
1000 Custer Hollow Road
Clarksburg, West Virginia 26306

— — — — — *Fold Here* — — — — —

