

2006 California Saltwater Fishing Expenditure Survey



How much do you spend on saltwater recreational fishing?

Your response is important!



Sponsored by the
National Marine Fisheries Service

Questions? E-mail Brad.Gentner@noaa.gov

Section A: Your Most Recent Californian Sport Fishing Trip

In this section we ask you about your most recent saltwater fishing trip in California. A **fishing trip** is defined as any portion of a day spent fishing. **Saltwater** is defined as the open ocean or any portion of a bay, sound, or river that is saltwater or brackish water. Except when asked, please do not include any information for other household members or other fishing party members. When completing the questionnaire please print clearly.

A1 What was the date of your **most recent** saltwater fishing trip in California?
_____ Month _____ Day _____ Year

A2 On this saltwater fishing trip, did you fish from a...?
 Party/charter boat Shore (beach, bank, jetty, pier)
 Private boat Don't know
 Rental boat

A3 Did you target any particular fish species on this trip?
 Yes No **→ Please skip to question A4**

a Please list the species you targeted. Do not include fish you caught but did not target.
1. _____
2. _____

A4 What was the nearest city/town in California to where you launched your boat, cast your line from shore, or boarded a charter boat on this trip?
City: _____

A5 Did you take time off from work without pay in order to take this trip?
 Yes No

A6 Including yourself, how many people traveled together on this trip?
_____ # of People

A7 Including yourself, how many people traveling with you went fishing on this trip?
_____ # of People

A8 Was your fishing in California part of a longer trip in which you spent at least one night away from your residence?
 Yes No **→ Please skip to question A9**

a How many nights were you away from where you live on this trip?
_____ Nights

b How many days of this trip were spent fishing?
_____ Days (please count partial days as full days)

c Of the days you did not go fishing, how many days did you spend participating in another recreation activity?
_____ Days (please count partial days as full days)

d Did you take this trip **primarily** to go fishing?
 Yes No



A9 Approximately how much money did you **PERSONALLY** spend during **THIS TRIP**? Please tell us how many people your expenditure paid for, do not include any costs paid by others and round to nearest dollar.

	Type of Expenditure	Trip Expenditure	Number of People You Paid For
Transportation	Auto/truck fuel	\$ _____ .00	_____
	Auto/RV rental	\$ _____ .00	_____
	Airfare or other public transport	\$ _____ .00	_____
	Other: _____	\$ _____ .00	_____
Food/Lodging	Lodging (trailer parks, campgrounds, hotels, motels, B&B, etc.)	\$ _____ .00	_____
	Food and drink from grocery or convenience stores	\$ _____ .00	_____
	Food and drink from restaurants and bars	\$ _____ .00	_____
	Other: _____	\$ _____ .00	_____
Fishing Related	Party, charter, or guide fees (including tips)	\$ _____ .00	_____
	Fish filleting fee paid to charter operator or crew	\$ _____ .00	_____
	Processing, freezing, or shipping fee paid to fish processing company	\$ _____ .00	_____
	Fishing tackle (bought or rented for this trip)	\$ _____ .00	_____
	Bait	\$ _____ .00	_____
	Ice	\$ _____ .00	_____
	Fishing tournament, jackpot or derby entry fees	\$ _____ .00	_____
	Boat fuel, lubricants, and repairs	\$ _____ .00	_____
	Moorage, launch, or haul out fees for this trip	\$ _____ .00	_____
	Parking or site access fees	\$ _____ .00	_____
	Gifts/souvenirs	\$ _____ .00	_____
	Other: _____	\$ _____ .00	_____



A10 What percentage of **YOUR MOST RECENT FISHING TRIP** expenditures were made in California?

_____ % purchased in California

A11 How many years have you been saltwater recreational fishing?

_____ # of Years

A12 During the past two months, how many days have you spent fishing in saltwater and freshwater in California (please count partial days as full days)?

_____ # of Days Saltwater _____ # of Days Freshwater

A13 During the past two months, how many days have you spent saltwater fishing in California from:

_____ Beach or bank _____ Privately owned boat
_____ Pier, bridge, dock or jetty _____ Charter, party, or head boat

A14 During the past 12 months, how many days have you spent fishing in saltwater anywhere in the United States (please count partial days as full days)?

_____ # of Days

A15 Please allocate your total number of days of saltwater fishing from the question above to the following states:

_____ Alabama	_____ Alaska	_____ California	_____ Connecticut
_____ Delaware	_____ Florida	_____ Georgia	_____ Hawaii
_____ Louisiana	_____ Maine	_____ Maryland	_____ Massachusetts
_____ Mississippi	_____ New Hampshire	_____ New Jersey	_____ New York
_____ North Carolina	_____ Oregon	_____ Rhode Island	_____ South Carolina
_____ Texas	_____ Virginia	_____ Washington	
_____ Other (please specify: _____)			

Section B: Tackle, Equipment and Durable Fishing Expenditures

In this section we want to know about your expenditures on fishing tackle, related equipment, and large durable items like boats, vehicles and vacation homes purchased during the last year, defined as the previous 12 months. Please keep the following in mind when answering these questions:

- **We are looking for your personal expenditures.** If you shared the purchase of an item, please only give us the amount you personally paid.
- **We are interested in items used for saltwater recreational fishing.** Many of these items have multiple uses. Please indicate the percent of time the item was used for saltwater recreational fishing.
- **We are interested in where the items were purchased.** For tackle and equipment purchases made during the past 12 months please indicate the percent purchased in California, and for the large durable items you purchased please indicate the state where the expenditure was made.
- **Please round all expenditures to the nearest dollar.**



B1 During the last 12 months, did you spend any money on fishing tackle or fishing gear?

Yes

No



Please skip to question B2 on the next page

Approximately how much money have you **PERSONALLY** spent on the following items of fishing tackle in the last **12 months**? Please indicate the percentage purchased in California and the percentage of each category used for saltwater fishing.

Type of Expenditure	Personal Expenditure	%Purchased In California (0% - 100%)	%Used for Saltwater Fishing (0% - 100%)?
Rods, poles, reels, and components for rodmaking	\$ _____ .00	_____ %	_____ %
Tackle (lures, hooks, leaders, sinkers, flies and fly tying supplies, fishing line, etc.)	\$ _____ .00	_____ %	_____ %
Gear (tackle boxes, nets, bait containers, knives, gaffs, etc.)	\$ _____ .00	_____ %	_____ %

B2 Approximately how much money have you **PERSONALLY** spent on the following items in the last **12 months**? Some of these items have multiple uses other than saltwater fishing. Please indicate the percentage purchased in California and the percentage of time the equipment was used for saltwater recreational fishing.

Type of Expenditure	Personal Expenditure	% Purchased In California (0% - 100%)	% Used for Saltwater Fishing (0% - 100%)
Camping equipment (sleeping bags, packs, tents, etc.)	\$ _____ .00	_____ %	_____ %
Special saltwater fishing clothing (foul weather gear, boots, waders, masks, wetsuits, etc.)	\$ _____ .00	_____ %	_____ %
Binoculars, field glasses, etc.	\$ _____ .00	_____ %	_____ %
Magazine, newspaper, and electronic subscriptions devoted to saltwater recreational fishing	\$ _____ .00		
Processing or taxidermy fees	\$ _____ .00	_____ %	_____ %
Dues or contributions to national, state, or local recreational fishing clubs or organizations	\$ _____ .00		
Saltwater licenses or fees	\$ _____ .00		
Other (please specify): _____ _____	\$ _____ .00	_____ %	_____ %

B3 Do you personally own one or more boats that are ever used for saltwater recreational fishing?

Yes

No



Please skip to question B4 on the next page

B3.a Approximately what percentage of the time are your boats used for saltwater recreational fishing?

_____ %

B3.b How long is the boat you use most often for saltwater recreational fishing?

_____ Feet

B3.c Is the boat you use most often motorized?

Yes

_____ Horsepower

No

B3.d Approximately how much money have you **PERSONALLY** spent on boats and boating accessories in the last **12 months**? Please indicate the state where the expenditure was made, if the item was financed, whether the purchase was new or used, and whether the purchase was from a broker/dealer or private party.

Type of Expenditure	Personal Expenditure	State Where Expenditure Occurred	Purchase Financed Yes or No? (check one)	Purchased New or Used? (check one)	Purchased from a Broker/Dealer or Private Party? (check one)
Motor boat and accessories purchased with the boat	\$_____ .00	_____	Yes <input type="checkbox"/> No <input type="checkbox"/>	New <input type="checkbox"/> Used <input type="checkbox"/>	Broker/Dealer <input type="checkbox"/> Private Party <input type="checkbox"/>
Non-motorized boat (canoe, kayak)	\$_____ .00	_____	Yes <input type="checkbox"/> No <input type="checkbox"/>	New <input type="checkbox"/> Used <input type="checkbox"/>	Broker/Dealer <input type="checkbox"/> Private Party <input type="checkbox"/>
Boat accessories purchased separate from boat	\$_____ .00	_____	Yes <input type="checkbox"/> No <input type="checkbox"/>	New <input type="checkbox"/> Used <input type="checkbox"/>	Broker/Dealer <input type="checkbox"/> Private Party <input type="checkbox"/>
Boat mooring/storage	\$_____ .00	_____			
Boat/trailer maintenance	\$_____ .00	_____			
Boat /trailer license and registration	\$_____ .00	_____			
Boat insurance	\$_____ .00	_____			

B4 Do you own a vehicle (truck, beach buggy, motorhome or RV, travel trailer, all terrain vehicle or ATV, truck camper, etc.) that is ever used for saltwater recreational fishing?

Yes
↓

No



Please skip to question B5 on the next page

B4.a Approximately what percentage of the time do you use this vehicle for recreational saltwater fishing?

_____ %

B4.b Approximately how much money have you **PERSONALLY** spent on your vehicle used for saltwater recreational fishing in the last **12 months**? Please indicate the state where the expenditure was made, if the item was financed, whether the purchase was new or used, and whether the purchase was made from a dealer or a private party.

Type of Expenditure	Personal Expenditure	State Where Expenditure Occurred	Financed Yes or No? (check one)	New or Used? (check one)	Broker/Dealer or Private Party? (check one)
Purchase of a vehicle (truck, beach buggy, motorhome or RV, travel trailer, all terrain vehicle or ATV, etc.) used for saltwater recreational fishing	\$ _____ .00	_____	Yes <input type="checkbox"/> No <input type="checkbox"/>	New <input type="checkbox"/> Used <input type="checkbox"/>	Broker/Dealer <input type="checkbox"/> Private Party <input type="checkbox"/>
Repair and maintenance for vehicles used for saltwater recreational fishing	\$ _____ .00	_____			
Insurance for vehicles used for saltwater recreational fishing	\$ _____ .00	_____			

B5 Do you own a cabin or second home that is ever used for saltwater recreational fishing?

Yes
↓

No



Please continue with section C on the next page

B5.a Approximately what percentage of the time do you use this second home for recreational saltwater fishing?

_____ %


B5.b In which state is your second home located?

B5.c Approximately how much money have you **PERSONALLY** spent on your cabin or second home that you use for saltwater recreational fishing in the last **12 months**? Please indicate if the item was financed, whether the purchase was new or used, and whether the purchase was made from a real estate agent or a private party.


Type of Expenditure	Personal Expenditure	Financed Yes or No? (check one)	New or Used? (check one)	Real Estate Agent or Homeowner? (check one)
Purchase of a cabin or second home used for saltwater recreational fishing	\$_____ .00	Yes <input type="checkbox"/> No <input type="checkbox"/>	New <input type="checkbox"/> Used <input type="checkbox"/>	Real Estate Agent <input type="checkbox"/> Homeowner <input type="checkbox"/>
Repair, and maintenance for homes used for saltwater recreational fishing	\$_____ .00			
Insurance for homes used for saltwater recreational fishing	\$_____ .00			

Section C: About You and Your Household


Different types of anglers may have different expenditure patterns. The following questions will help fishery managers understand spending across different types of anglers. The information you provide will remain strictly confidential, and you will not be identified with your answers.

 **C1** Are you.....?


Male Female

 **C2** What year were you born?


Year: _____

 **C3** How old were you when you learned how to fish?

Age: _____

 **C4** Who taught you how to fish?

- | | | |
|--|--|---|
| <input type="checkbox"/> Mother/stepmother | <input type="checkbox"/> Aunt | <input type="checkbox"/> Female friend (peer) |
| <input type="checkbox"/> Father/stepfather | <input type="checkbox"/> Uncle | <input type="checkbox"/> Male friend (peer) |
| <input type="checkbox"/> Sister | <input type="checkbox"/> Female cousin | <input type="checkbox"/> Girlfriend |
| <input type="checkbox"/> Brother | <input type="checkbox"/> Male cousin | <input type="checkbox"/> Boyfriend |
| <input type="checkbox"/> Grandmother | <input type="checkbox"/> Husband | |
| <input type="checkbox"/> Grandfather | <input type="checkbox"/> Wife | |
| <input type="checkbox"/> Male mentor (please specify: _____) | | |
| <input type="checkbox"/> Female mentor (please specify: _____) | | |
| <input type="checkbox"/> Other (please specify: _____) | | |

 **C5** Please list the top three reasons why you go fishing.

1. _____
2. _____
3. _____



C6 What is the highest level of education you have completed?

- Less than 9th grade
- Some college (no degree)
- Some high school (no diploma)
- College graduate (bachelor degree)
- High school graduate (including GED)
- Advanced, Professional, or doctoral degree
- Associates degree or technical school



C7 What best describes your employment status? Please check all that apply.

- Employed full-time
- Student (part-time)
- Employed part-time
- Student (full-time)
- Full time homemaker
- Unemployed
- Retired
- Other (specify) _____



C8 What is your ethnic background?

- Hispanic or Latino
- Not Hispanic or Latino



C9 What is your race (please mark all that apply)?

- White
- American Indian or Alaska Native
- Black/African American
- Native Hawaiian or Other Pacific Islander
- Asian



C10 About how many hours do you work per week?

_____ Hours



C11 Which of the following categories best describes your household's total annual income before taxes in 2004?

- Less than \$10,000
- \$50,000 - \$74,999
- \$10,000 - \$14,999
- \$75,000 - \$99,999
- \$15,000 - \$24,999
- \$100,000 - \$149,999
- \$25,000 - \$34,999
- \$150,000 - \$199,999
- \$35,000 - \$49,999
- \$200,000 or more

Thank You for Participating!

Please use the space below to make any additional comments you may have. If you have any questions regarding the survey, please call 1.301.713.2328 or e-mail brad.gentner@noaa.gov

Send me a copy of the results. Please include your name and address.

_____ Name
_____ Address

OMB Control #0648-0052 expires 9/30/08. Notwithstanding any other provisions of the law; no person is required to respond to, nor shall any person be subject to a penalty for failure to comply with a collection of information subject to the requirement of the Paperwork Reduction Act, unless that collection of information displays a currently valid OMB Control Number. Public reporting burden for this survey is estimated to average 30 minutes per response, including the time for reviewing instructions, searching existing data sources, gathering and maintaining the data needed, and completing and reviewing the collection of information. Send comments regarding this burden estimate or any other aspect of this collection of information, including suggestions for reducing this burden, to **Brad Gentner, NIMFS F/ST1, 1315 East West Highway, Silver Spring, MD 20901.**