

2006 Maryland Saltwater Fishing Expenditure Survey




How much do you spend on saltwater recreational fishing?

Your response is important!




Sponsored by the
National Marine Fisheries Service

Questions? E-mail Brad.Gentner@noaa.gov




Section A: Your Sport Fishing Activities


In this section we ask you about saltwater fishing trips in general. A **fishing trip** is defined as any portion of a day spent fishing. **Saltwater** is defined as the open ocean or any portion of a bay, sound, or river that is saltwater or brackish water. Except when asked, please do not include any information for other household members or other fishing party members. When completing the questionnaire please print clearly.

 **A1** How many years have you been saltwater recreational fishing?


_____ # of Years

 **A2** During the past two months, how many days have you spent fishing in saltwater and freshwater in Maryland (please count partial days as full days)?

_____ # of Days Saltwater _____ # of Days Freshwater

 **A3** During the past two months, how many saltwater fishing trips have you taken in Maryland from:

_____ Beach or bank _____ Privately owned boat
_____ Pier, bridge, dock or jetty _____ Charter, party, or head boat

 **A4** During the past year (last 12 months), how many days have you spent saltwater fishing in the following states? Please count partial days as full days.

_____ Alabama _____ Alaska _____ California _____ Connecticut
_____ Delaware _____ Florida _____ Georgia _____ Hawaii
_____ Louisiana _____ Maine _____ Maryland _____ Massachusetts
_____ Mississippi _____ New Hampshire _____ New Jersey _____ New York
_____ North Carolina _____ Oregon _____ Rhode Island _____ South Carolina
_____ Texas _____ Virginia _____ Washington
_____ Other (please specify: _____)

Section B: Tackle, Equipment and Durable Fishing Expenditures

In this section we want to know about your expenditures on fishing tackle, related equipment, and large durable items like boats, vehicles and vacation homes purchased during the last year, defined as the previous 12 months. Please keep the following in mind when answering these questions:

- **We are looking for your personal expenditures.** If you shared the purchase of an item, please only give us the amount you personally paid.
- **We are interested in items used for saltwater recreational fishing.** Many of these items have multiple uses. Please indicate the percent of time the item was used for saltwater recreational fishing.
- **We are interested in where the items were purchased.** For tackle and equipment purchases made during the past 12 months please indicate the percent purchased in Maryland, and for the large durable items you purchased please indicate the state where the expenditure was made.
- **Please round all expenditures to the nearest dollar.**

B1 During the last 12 months, did you spend any money on fishing tackle or fishing gear?

Yes

No



Please skip to question B2 on the next page

Approximately how much money have you **PERSONALLY** spent on the following items of fishing tackle in the last **12 months**? Please indicate the percentage purchased in Maryland and the percentage of each category used for saltwater fishing.

Type of Expenditure	Personal Expenditure	%Purchased In Maryland (0% - 100%)	%Used for Saltwater Fishing (0% - 100%)?
Rods, poles, reels, and components for rodmaking	\$ _____ .00	_____ %	_____ %
Tackle (lures, hooks, leaders, sinkers, flies and fly tying supplies, fishing line, etc.)	\$ _____ .00	_____ %	_____ %
Gear (tackle boxes, nets, bait containers, knives, gaffs, etc.)	\$ _____ .00	_____ %	_____ %



Approximately how much money have you **PERSONALLY** spent on the following items in the last **12 months**? Some of these items have multiple uses other than saltwater fishing. Please indicate the percentage purchased in Maryland and the percentage of time the equipment was used for saltwater recreational fishing.

Type of Expenditure	Personal Expenditure	% Purchased In Maryland (0% - 100%)	% Used for Saltwater Fishing (0% - 100%)
Camping equipment (sleeping bags, packs, tents, etc.)	\$ _____ .00	_____ %	_____ %
Special saltwater fishing clothing (foul weather gear, boots, waders, masks, wetsuits, etc.)	\$ _____ .00	_____ %	_____ %
Binoculars, field glasses, etc.	\$ _____ .00	_____ %	_____ %
Magazine, newspaper, and electronic subscriptions devoted to saltwater recreational fishing	\$ _____ .00		
Processing or taxidermy fees	\$ _____ .00	_____ %	_____ %
Dues or contributions to national, state, or local recreational fishing clubs or organizations	\$ _____ .00	_____ %	_____ %
Saltwater licenses or fees	\$ _____ .00		
Other (please specify): _____ _____	\$ _____ .00	_____ %	_____ %

B3 Do you personally own one or more boats that are ever used for saltwater recreational fishing?

Yes

No



Please skip to question B4 on the next page

B3.a Approximately what percentage of the time are your boats used for saltwater recreational fishing?

_____ %

B3.b How long is the boat you use most often for saltwater recreational fishing?

_____ Feet

B3.c Is the boat you use most often motorized?

Yes _____ Horsepower

No

B3.d Approximately how much money have you **PERSONALLY** spent on boats and boating accessories in the last **12 months**? Please indicate the state where the expenditure was made, indicate if the item was financed, indicate whether the purchase was new or used, and indicate whether the purchase was from a broker/dealer or private party.

Type of Expenditure	Personal Expenditure	State Where Expenditure Occurred	Purchase Financed Yes or No? (check one)	Purchased New or Used? (check one)	Purchased from a Broker/Dealer or Private Party? (check one)
Motor boat and accessories purchased with the boat	\$_____ .00	_____	Yes <input type="checkbox"/> No <input type="checkbox"/>	New <input type="checkbox"/> Used <input type="checkbox"/>	Broker/Dealer <input type="checkbox"/> Private Party <input type="checkbox"/>
Non-motorized boat (canoe, kayak)	\$_____ .00	_____	Yes <input type="checkbox"/> No <input type="checkbox"/>	New <input type="checkbox"/> Used <input type="checkbox"/>	Broker/Dealer <input type="checkbox"/> Private Party <input type="checkbox"/>
Boat accessories purchased separate from boat	\$_____ .00	_____	Yes <input type="checkbox"/> No <input type="checkbox"/>	New <input type="checkbox"/> Used <input type="checkbox"/>	Broker/Dealer <input type="checkbox"/> Private Party <input type="checkbox"/>
Boat mooring/storage	\$_____ .00	_____			
Boat/trailer maintenance	\$_____ .00	_____			
Boat /trailer license and registration	\$_____ .00	_____			
Boat insurance	\$_____ .00	_____			

B4 Do you own a vehicle (truck, beach buggy, motorhome or RV, travel trailer, all terrain vehicle or ATV, truck camper, etc.) that is ever used for saltwater recreational fishing?

Yes

No



Please skip to question B5 on the next page



B4.a Approximately what percentage of the time do you use this vehicle for recreational saltwater fishing?

_____ %

B4.b Approximately how much money have you **PERSONALLY** spent on your vehicle used for saltwater recreational fishing in the last **12 months**? Please indicate the state where the expenditure was made, indicate if the item was financed, indicate whether the purchase was new or used, and indicate whether the purchase was made from a dealer or a private party.

Type of Expenditure	Personal Expenditure	State Where Expenditure Occurred	Financed Yes or No? (check one)	New or Used? (check one)	Broker/Dealer or Private Party? (check one)
Purchase of a vehicle (truck, beach buggy, motorhome or RV, travel trailer, all terrain vehicle or ATV, etc.) used for saltwater recreational fishing	\$ _____ .00	_____	Yes <input type="checkbox"/> No <input type="checkbox"/>	New <input type="checkbox"/> Used <input type="checkbox"/>	Broker/Dealer <input type="checkbox"/> Private Party <input type="checkbox"/>
Repair and maintenance for vehicles used for saltwater recreational fishing	\$ _____ .00	_____			
Insurance for vehicles used for saltwater recreational fishing	\$ _____ .00	_____			

B5 Do you own a cabin or second home that is ever used for saltwater recreational fishing?

Yes No **➔ Please continue with section C on the next page**

B5.a Approximately what percentage of the time do you use this second home for recreational saltwater fishing?

_____ %


B5.b In which state is your second home located?

B5.c Approximately how much money have you **PERSONALLY** spent on your cabin or second home that you use for saltwater recreational fishing in the last **12 months**? Please indicate if the item was financed, indicate whether the purchase was new or used, and indicate whether the purchase was made from a real estate agent or a private party.


Type of Expenditure	Personal Expenditure	Financed Yes or No? (check one)	New or Used? (check one)	Real Estate Agent or Homeowner? (check one)
Purchase of a cabin or second home used for saltwater recreational fishing	\$ _____ .00	Yes <input type="checkbox"/> No <input type="checkbox"/>	New <input type="checkbox"/> Used <input type="checkbox"/>	Real Estate Agent <input type="checkbox"/> Homeowner <input type="checkbox"/>
Repair, and maintenance for homes used for saltwater recreational fishing	\$ _____ .00			
Insurance for homes used for saltwater recreational fishing	\$ _____ .00			

Section C: About You and Your Household


Different types of anglers may have different expenditure patterns. The following questions will help fishery managers understand spending across different types of anglers. The information you provide will remain strictly confidential, and you will not be identified with your answers.

 **C1** Are you.....?


Male Female

 **C2** What year were you born?

Year: _____

 **C3** How old were you when you learned how to fish?

Age: _____

 **C4** Who taught you how to fish?

- | | | |
|--|--|---|
| <input type="checkbox"/> Mother/stepmother | <input type="checkbox"/> Aunt | <input type="checkbox"/> Female friend (peer) |
| <input type="checkbox"/> Father/stepfather | <input type="checkbox"/> Uncle | <input type="checkbox"/> Male friend (peer) |
| <input type="checkbox"/> Sister | <input type="checkbox"/> Female cousin | <input type="checkbox"/> Girlfriend |
| <input type="checkbox"/> Brother | <input type="checkbox"/> Male cousin | <input type="checkbox"/> Boyfriend |
| <input type="checkbox"/> Grandmother | <input type="checkbox"/> Husband | |
| <input type="checkbox"/> Grandfather | <input type="checkbox"/> Wife | |
| <input type="checkbox"/> Male mentor (please specify: _____) | | |
| <input type="checkbox"/> Female mentor (please specify: _____) | | |
| <input type="checkbox"/> Other (please specify: _____) | | |



C5 Please list the top three reasons why you go fishing.

1. _____
2. _____
3. _____



C6 What is the highest level of education you have completed?

- | | |
|--|---|
| <input type="checkbox"/> Less than 9th grade | <input type="checkbox"/> Some college (no degree) |
| <input type="checkbox"/> Some high school (no diploma) | <input type="checkbox"/> College graduate (bachelor degree) |
| <input type="checkbox"/> High school graduate (including GED) | <input type="checkbox"/> Advanced, Professional, or doctoral degree |
| <input type="checkbox"/> Associates degree or technical school | |



C7 What best describes your employment status? Please check all that apply.

- | | |
|--|--|
| <input type="checkbox"/> Employed full-time | <input type="checkbox"/> Student (part-time) |
| <input type="checkbox"/> Employed part-time | <input type="checkbox"/> Student (full-time) |
| <input type="checkbox"/> Full time homemaker | <input type="checkbox"/> Unemployed |
| <input type="checkbox"/> Retired | <input type="checkbox"/> Other (specify) _____ |



C8 What is your ethnic background?

- Hispanic or Latino Not Hispanic or Latino



What is your race (please mark all that apply)?

- | | |
|---|--|
| <input type="checkbox"/> White | <input type="checkbox"/> American Indian or Alaska Native |
| <input type="checkbox"/> Black/African American | <input type="checkbox"/> Native Hawaiian or Other Pacific Islander |
| <input type="checkbox"/> Asian | |



About how many hours do you work per week?

_____ Hours



Which of the following categories best describes your household's total annual income before taxes in 2004?

- | | |
|--|--|
| <input type="checkbox"/> Less than \$10,000 | <input type="checkbox"/> \$50,000 - \$74,999 |
| <input type="checkbox"/> \$10,000 - \$14,999 | <input type="checkbox"/> \$75,000 - \$99,999 |
| <input type="checkbox"/> \$15,000 - \$24,999 | <input type="checkbox"/> \$100,000 - \$149,999 |
| <input type="checkbox"/> \$25,000 - \$34,999 | <input type="checkbox"/> \$150,000 - \$199,999 |
| <input type="checkbox"/> \$35,000 - \$49,999 | <input type="checkbox"/> \$200,000 or more |

Thank You for Participating!

Please use the space below to make any additional comments you may have. If you have any questions regarding the survey, please call 1.301.713.2328 or e-mail brad.gentner@noaa.gov

Send me a copy of the results. Please include your name and address.

_____ Name
_____ Address

OMB Control #0648-0052 expires 9/30/08. Notwithstanding any other provisions of the law; no person is required to respond to, nor shall any person be subject to a penalty for failure to comply with a collection of information subject to the requirement of the Paperwork Reduction Act, unless that collection of information displays a currently valid OMB Control Number. Public reporting burden for this survey is estimated to average 30 minutes per response, including the time for reviewing instructions, searching existing data sources, gathering and maintaining the data needed, and completing and reviewing the collection of information. Send comments regarding this burden estimate or any other aspect of this collection of information, including suggestions for reducing this burden, to **Brad Gentner, NMFS F/ST1, 1315 East West Highway, Silver Spring, MD 20901.**