



Livestock, Hay, & Grain
Market News
Moses Lake, WA
(509)765-3611

Jack Getz, Greg Sanders, Lance Cline,
Lisa Whitney & Robin Castro

For week ending September 4, 2009
Volume 12 No. 09-01

National Hay, Feed & Seed Weekly Summary

CALIFORNIA HAY: Tons FOB: 26,580; Last Week: 74,278; Last Year: 39,878; Tons Del: 10,800; Last Week: 39,752; Last Year: 16,610; Year to Date FOB: 1,386,818; Last Week: 1,360,238; Last Year: 1,992,274; YTD Del: 705,886; Last Week: 695,086; Last Year: 951,867.

NORTHERN CALIFORNIA HAY			
Tons FOB Barn/Stack: 8,780; Tons Delivered: 5,750; Premium and Supreme Alfalfa sold firm. Demand good and supply light. Fair and Good Alfalfa traded steady to weak. Demand light and supplies are heavy. Retail and stable hay sold weak to 5.00 lower. Demand light to moderate on heavy supplies.			

TYPE, QUALITY	TON	RANGE	AVG
---------------	-----	-------	-----

NORTHERN - INTERMOUNTAIN AREAS - FOB PRICES			
Alfalfa (Organic) Domestic Cattle			
Premium	50	130.00	130.00
Alfalfa Domestic Cattle			
Premium	1,725	110.00-115.00	112.68
Fescue Retail/light<110 lb bales			
Premium	25	140.00	140.00
Orchard Retail/light<110 lb bales			
Premium	50	240.00-250.00	245.00

PETALUMA - DELIVERED PRICES			
Alfalfa Domestic Cattle			
Supreme	1,000	155.00	155.00
Fair	1,000	100.00	100.00
Oat Domestic Cattle			
Good	150	90.00	90.00

SACRAMENTO VALLEY - FOB PRICES			
Alfalfa Domestic Cattle			
Supreme	1,000	120.00	120.00
Premium/Supreme	875	125.00	125.00
Good	200	90.00-100.00	95.00
Fair	1,700	60.00-75.00	68.24
Alfalfa Retail/light<110 lb bales			
Premium	700	90.00-120.00	96.79
Good	325	70.00-85.00	77.69
Alfalfa Stable/heavy>115 lb bales			
Premium	50	90.00	90.00
Beardless Wheat Domestic Cattle			
Good	25	60.00	60.00
Forage-Three Way Mix Domestic Cattle			
Fair	100	55.00	55.00
Oat Domestic Cattle			
Good	150	60.00	60.00
Orchard Retail/light<110 lb bales			
Good	75	110.00	110.00

TYPE, QUALITY	TON	RANGE	AVG
---------------	-----	-------	-----

TRACY-PATTERSON-STOCKTON - FOB PRICES			
Alfalfa Domestic Cattle			
Premium	350	120.00-125.00	123.93
Good	25	100.00	100.00
Fair	575	80.00	80.00
Alfalfa Stable/heavy>115 lb bales			
Premium	25	100.00	100.00
Alfalfa/Rye Mix Stable/heavy>115 lb bales			
Premium	50	110.00	110.00
Oat Domestic Cattle			
Good	50	70.00	70.00
Orchard/Alfalfa Mix Stable/heavy>115 lb bales			
Premium	50	110.00	110.00

ESCALON-MERCED-MODESTO-TURLOCK - DEL. PRICES			
Alfalfa Domestic Cattle			
Supreme	925	150.00-160.00	154.05
Premium	1,000	140.00-145.00	144.38
Good	250	115.00-120.00	117.50
Fair	500	84.00-90.00	85.80
Alfalfa Retail/light<110 lb bales			
Premium	275	140.00	140.00
Oat Domestic Cattle			
Good	150	74.00-80.00	78.00
Oat Retail/light<110 lb bales			
Good	100	110.00	110.00
Sudan Domestic Cattle			
Good	100	90.00	90.00
Wheat Domestic Cattle			
Good	50	80.00	80.00

NORTHERN CA Other hay: 855 Tons: Escalon - Merced - Modesto - Turlock: Domestic Cattle Fair Alfalfa weedy 250 tons 85.00 Delivered. Northern - Intermountain Areas: Domestic Cattle Utility Alfalfa heavy rain damage 250 tons 60.00 FOB. Retail/light<110 lb bales Good Alfalfa rain damage 75 tons 80.00 FOB. Sacramento Valley: Stable/heavy>115 lb bales Premium Alfalfa last year's production 100 tons 80.00 FOB. Tracy-Patterson-Stockton: Domestic Cattle Fair Alfalfa rain damage 180 tons 75.00 FOB.

CENTRAL CALIFORNIA HAY			
Tons FOB Barn/Stack: 11,175; Tons Delivered: 4,100; All classes of Domestic Cattle Alfalfa traded steady. Retail and Stable hay sold weak to 5.00 lower. Grain hay traded mostly steady. Buyer demand good for Premium and Supreme Alfalfa which is in light supply; demand light for all other classes with heavy supplies.			

Central California continued from page 1:

TYPE, QUALITY	TON	RANGE	AVG
---------------	-----	-------	-----

HANFORD-CORCORAN-TULARE-VISALIA - FOB PRICES

Alfalfa Domestic Cattle			
Fair	800	88.00	88.00

TULARE-VISALIA-HANFORD-BAKERSFIELD - DEL. PRICES

Alfalfa Domestic Cattle			
Supreme	500	155.00	155.00
Premium	500	155.00	155.00
Good	500	120.00-135.00	129.00
Fair	1,700	100.00-105.00	103.82

KERN COUNTY - FOB PRICES

Alfalfa Domestic Cattle			
Good	175	98.00	98.00
Fair	3,775	80.00-85.00	83.11
Alfalfa Retail/light<110 lb bales			
Premium	725	110.00	110.00

LOS BANOS - DOS PALOS - MERCED FOB PRICES

Alfalfa Domestic Cattle			
Supreme	1,870	130.00-145.00	138.32
Premium	80	130.00	130.00
Good/Premium	400	115.00-120.00	117.50
Good	500	110.00	110.00
Fair	1,200	80.00-90.00	85.83
Alfalfa Stable/heavy>115 lb bales			
Premium	100	85.00	85.00

WESTERN FRESNO-MADERA-FIREBAUGH - FOB PRICES

Alfalfa Domestic Cattle			
Good	100	100.00	100.00
Fair	900	75.00-80.00	77.78

SOUTH-CENTRAL COASTAL AREAS DEL. PRICES

Alfalfa Domestic Cattle			
Good	50	129.00	129.00
Alfalfa Retail/light<110 lb bales			
Premium	425	140.00-200.00	165.29
Alfalfa Stable/heavy>115 lb bales			
Premium	50	162.00	162.00
Forage Mix Retail/light<110 lb bales			
Premium	250	150.00-200.00	172.60
Oat Retail/light<110 lb bales			
Good	25	171.00	171.00
Orchard Retail/light<110 lb bales			
Premium	100	225.00	225.00

Central CA Other hay: 550 Tons: Kern County: Domestic Cattle Fair Alfalfa grassy 525 tons 75.00-80.00 FOB. Los Banos-Dos Palos-Merced: Domestic Cattle Premium Alfalfa grassy 25 tons 95.00 FOB.

SOUTHERN CALIFORNIA HAY

Tons FOB Barn/Stack: 6,625; Tons Delivered: 950; Domestic Cattle Alfalfa traded steady on a thin test. All Export classes sold steady. Retail hay traded mostly steady, instances weak. Buyer demand Good for Premium and Supreme Alfalfa which is in light supply; demand mostly light for all other classes of hay on mostly heavy supplies.

TYPE, QUALITY	TON	RANGE	AVG
---------------	-----	-------	-----

ANTELOPE VALLEY-MOJAVE DESERT- FOB PRICES

Alfalfa Retail/light<110 lb bales			
Premium	425	120.00-140.00	125.59
Forage Four-Way Mix Retail/light<110 lb bales			
Premium	100	120.00	120.00
Forage Three-Way Mix Retail/light<110 lb bales			
Premium	250	110.00	110.00

CHINO-LOS ANGELES-SAN DIEGO- DEL. PRICES

Alfalfa Domestic Cattle			
Fair	500	115.00	115.00
Alfalfa Retail/light<110 lb bales			
Premium	200	150.00-200.00	175.00
Forage Mix Retail/light<110 lb bales			
Premium	200	150.00-200.00	175.00
Orchard Retail/light<110 lb bales			
Premium	25	350.00	350.00
Timothy Retail/light<110 lb bales			
Premium	25	360.00	360.00

IMPERIAL VALLEY HAY - FOB PRICES

Alfalfa Domestic Cattle			
Good	250	85.00-90.00	86.50
Fair	375	80.00	80.00
Alfalfa Export			
Premium	350	100.00	100.00
Alfalfa Stable/heavy>115 lb bales			
Premium	225	90.00-105.00	91.67
Bermuda Stable/heavy>115 lb bales			
Premium	200	120.00	120.00
Klein Grass Export			
Premium	1,300	90.00	90.00
Sudan Export			
Good	500	120.00	120.00

BLYTHE-PARKER - FOB PRICES

Alfalfa Retail/light<110 lb bales			
Premium	300	115.00	115.00
Premium to store	1,000	125.00	125.00
Good/Premium	300	105.00	105.00
Good	200	90.00-95.00	92.50
Alfalfa Stable/heavy>115 lb bales			
Premium	75	95.00	95.00

Southern CA. Other hay: 775 Tons: Blythe - Parker: Domestic Cattle Fair Alfalfa grassy 625 tons 65.00-70.00 FOB. Imperial Valley: Domestic Cattle Fair Alfalfa grassy 150 tons 70.00 FOB.

USDA Market News, Moses Lake, WA 509-765-3611

National Feedstuffs Market Review 09/02/09

****All prices quoted per ton unless otherwise noted**** The USDA Market News Service reports feed ingredient prices for the week ending Sep 01, were mixed this past week. Soybean Meal was mostly 21.70 to 43.70 higher. Cottonseed Meal was steady to 5.00 higher, mostly steady. Whole Cottonseed was mixed, 25.00 lower to 12.00 higher. Canola Meal was 6.30 to 13.30 lower. Linseed Meal was 5.00 to 7.00 higher. Sunflower Meal was steady. Crude Soybean Oil was 126 to 205 points lower. Crude Corn Oil was 100 points higher. Meat and Bone Meal was steady to 20.00 higher. Blood Meal was 50.00 to 100.00 higher in lightly tested trade. Feather Meal was steady to 20.00 higher. Fish Meal was 25.00 to 30.00 higher with good export demand. Hominy was steady. Corn Gluten Feed was steady to 7.00 lower. Corn Gluten Meal was mostly steady to 10.00 higher. Distillers Dried Grains was mixed, 5.00 lower to 10.00 higher. Wheat Middlings were 3.00 to 10.00 lower.

OILSEEDS: On Tuesday, Sep 01, the Sep Soybean Meal futures closed 6.30 lower at 351.70; Oct closed 11.80 lower at 296.70. The Sep Soybean Oil futures closed 201 points lower at 34.53 cents per pound; Oct closed 205 points lower at 34.70 cents per pound. Offers of high protein Soybean Meal in Central Illinois were 8.70 to 17.70 higher from 421.70-431.70; Iowa was 37.70 to 43.70 higher from 436.70-451.70; Kansas City was 23.70 to 28.70 higher from 441.70-456.70; Minneapolis was 21.70 to 23.70 higher at 436.70; St. Louis was 55.00 to 65.00 higher from 473.00-503.00; Memphis was 13.30 to 64.30 higher from 422.50-485.50; Portland was 3.70 to 26.70 higher from 431.70-466.70; BN Santa Fe delivered Chino Valley was 32.70 to 33.70 higher from 484.70-502.70; Union Pacific delivered Chino Valley was 24.70 to 33.70 higher from 486.70-499.70. Cottonseed Meal FOB the Central San Joaquin Valley in California was steady with limited spot sales from 245.00-250.00; Kansas City was steady to 15.00 higher at 350.00; St. Louis was 3.00 to 5.00 higher from 330.00-340.00; Memphis was steady at 315.00. Whole Cottonseed FOB the Central San Joaquin Valley in California was 10.00 to 12.00 higher from 280.00-285.00. Whole Cottonseed delivered to Portland was 2.00 to 25.00 lower from 255.00-285.00; Memphis was 3.00 higher at 195.00. Offers for nearby delivered Canola Meal, 34 to 36 percent protein, delivered to Portland was 6.30 to 13.30 lower from 254.70-271.70. Linseed Meal, 34 pct protein was 5.00 to 7.00 higher from 217.00-220.00 in the North Dakota-Minnesota area. Sunflower Meal, 23 pct fiber, 28 pct protein was steady at 140.00 in the North Dakota-Minnesota area. The Soybean Oil in Central Illinois was 201 points lower from 31.03-32.03 cents per pound; Iowa was 126 to 201 points lower from 30.03-33.78 cents per pound; Minnesota was 126 to 205 points lower from 30.95-33.78 cents per pound. Crude Corn Oil in Central Illinois was 100 points higher from 36.00-37.00 cents per pound.

ANIMAL PROTEINS: Meat and Bone Meal in the Central U.S. 10.00 to 20.00 higher from 370.00-380.00; Pork ranged 390.00-440.00; FOB the Texas Panhandle was not established in late trade; Minneapolis was steady to 5.00 higher from 365.00-375.00, pork ranged 405.00-410.00; St. Louis was 5.00 to 10.00 higher from 370.00-380.00 for ruminant; Pork ranged 415.00-430.00; Portland FOB production points was steady from 330.00-370.00; FOB Central and Northern California was steady to 5.00 higher from 360.00-385.00; FOB Los Angeles was steady to 5.00 higher from 360.00-385.00. Blood Meal in the Central U.S. was 50.00 higher at 1,050.00; Pork ranged 1,205.00-1,250.00; FOB the Texas Panhandle was 1,025.00; delivered to the San Joaquin Valley was 100.00 higher at 1,075.00. Feather Meal in Kansas City was steady to 10.00 higher from 565.00-595.00; Minneapolis was 20.00 to 40.00 higher from 600.00-640.00; Arkansas was not available; Mississippi was 20.00 higher at 570.00. Menhaden Fish Meal was 25.00 to 30.00 higher in the Gulf Coast from 865.00-875.00 for both FAQ and Select qualities. The East Coast was also 25.00 to 30.00 higher from 865.00-875.00 for both the FAQ and Select qualities. There

continued to be good export demand for fishmeal. Mixed Fish Meal, 60 percent protein FOB Central San Joaquin Valley was steady with indications at 655.00.



CORN FEEDS: Yellow Corn Hominy in Central Illinois was steady from 75.00-80.00; Kansas City (Northwest) was steady from 85.00-86.00; St. Louis was steady from 85.00-95.00; rail delivered California had a spot sale at 135.00. Corn Gluten Feed in the Midwest (IA, IL, IN) was steady to 3.00 lower from 55.00-64.00; Kansas City was steady from 96.00-110.00; St. Louis was 5.00 to 7.00 lower from 75.00-85.00; Memphis was steady at 140.00. Corn Gluten Meal, 60 percent protein in the Midwest (IA, IL, IN) was steady to 10.00 higher from 465.00-525.00, mostly 500.00-525.00; Kansas City was 5.00 to 10.00 higher from 540.00-560.00; St. Louis was 10.00 to 28.00 lower from 500.00-512.00; Memphis was 10.00 higher at 490.00. Distillers Dried Grain prices in Eastern Corn-belt was steady to 5.00 lower from 85.00-100.00; Chicago area was mixed, 5.00 lower to 1.00 higher from 80.00-86.00; Lawrenceburg, IN was 25.00 lower at 90.00; Nebraska was 2.00 to 3.00 lower from 72.00-88.00; Minnesota was steady to 2.00 higher from 70.00-75.00; Kansas was steady from 80.00-100.00; Iowa was steady from 70.00-82.00; Northern Missouri was 5.00 to 10.00 higher from 95.00-100.00; St. Louis was mixed, 5.00 lower to 5.00 higher from 90.00-100.00; Wisconsin was ranged 78.00-95.00; rail delivered California was steady to 3.00 higher from 125.00-130.00.

WHEAT MILFEEDS: Wheat Middlings in Buffalo, NY was 10.00 lower from 50.00-60.00; Kansas City was 4.00 lower from 65.00-70.00; Minneapolis was 3.00 to 4.00 lower from 75.00-81.00 with very limited supply; St. Louis was 4.00 to 10.00 lower from 58.00-75.00; Memphis was 5.00 lower at 110.00. Wheat Millrun delivered Portland was steady from 105.00-112.00. Wheat millrun truck delivered FOB Northern and Central California mills was 5.00 lower from 95.00-105.00; FOB Los Angeles mill door was also 5.00 lower from 95.00-105.00.

OTHERS: Offers for rice bran were steady; millfeed was steady in a very lightly tested trade; hulls were steady in a lightly tested trade. Alfalfa Meal was mixed, 10.00 lower to 10.00 higher, mostly steady this past week. www.ams.usda.gov/mnreports/MS_GR850.txt

USDA Market News, Minneapolis, MN 651-451-1565

Afternoon National Slaughter Cattle Review 09/03/09

Trading and demand was light in Nebraska and Iowa/MN. Compared to last week early dressed sales in Nebraska are trending 2.00 to 3.00 lower from 129.00-130.00. Dressed sales in Iowa/MN are trending 1.00 to 2.00 lower at 130.00. Trading remains mostly inactive in all other feeding regions. Last live sales in the Southern Plains sold at 85.00. Live sales in Colorado sold from 84.50 to 85.00 and dressed sales 132.00. Negotiated sales: Confirmed: 27,796 Week ago: 46,620 Year ago: 19,068 Week to Date: 46,955 Week ago: 78,403 Year ago: 26,877 Negotiated: prices paid for Domestic Slaughter steers and heifers:

Live basis	Steers	Heifers
Over 80% Choice	81.00-83.50 avg 81.63	82.00-83.25 avg 82.73
65 - 80% Choice	81.50-83.50 avg 82.97	82.00-82.50 avg 82.38
35 - 65% Choice	81.50-84.00 avg 82.98	84.00-84.00 avg 84.00
0 - 35% Choice	84.00-84.00 avg 84.00	- avg
Total all grades	81.00-84.00 avg 82.42	82.00-84.00 avg 82.80

Dressed basis	Steers	Heifers
Over 80% Ch	130.00-131.00 avg 130.02	129.00-130.00 avg 129.95
65-80% Choice	129.00-131.00 avg 130.04	128.00-132.00 avg 130.12
35-65% Choice	125.00-130.00 avg 128.98	126.00-130.00 avg 127.11
Total all grades	125.00-131.00 avg 129.67	126.00-132.00 avg 129.50

www.ams.usda.gov/mnreports/lm_ct131.txt

USDA Market News, St. Joseph, MO (816)238-0678

NEVADA HAY - 09/04/09 Tons FOB: 2,280; Last Week: 8,030; Last Year: 1,495; Year to Date FOB: 150,549; Last Week: 148,269; Last Year: 273,478; YTD Delivered: 4,635; Last Week: 4,635; Last Year: 30,728. Premium and Supreme Alfalfa not tested as most interests waiting on 3rd cutting. Fair and Good Alfalfa steady to weak in a light test. Demand light with moderate to heavy supplies of carryover. Retail and Stable hay steady. Demand moderate and supply moderate.


Quality	Ton	Price Range	Avg. Price
NORTHERN FOB PRICES			
Alfalfa Domestic Cattle Mid/Ton-3x3x8,3x4x8,4x4x8			
Good	30	90.00	90.00
Orchard Retail/light<110 lb bales 2-3 tie small sq bales			
Premium	60	140.00	140.00
WESTERN FOB PRICES			
Beardless Wheat Domestic Cattle Mid/Ton-3x3x8,3x4x8,4x4x8			
Premium	40	60.00	60.00
CENTRAL/EAST CENTRAL FOB PRICES			
Alfalfa Stable/heavy>115 lb bales 2-3 tie small sq bales			
Premium	1,240	115.00	115.00
Orchard Retail/light<110 lb bales			
Premium	25	280.00	280.00
Timothy Retail/light<110 lb bales			
Premium	25	290.00	290.00
Other hay: 860 Tons: Central/East Central: Domestic Cattle Good Alfalfa 2-3 tie small sq bales rain damage 60 tons 80.00 FOB. Northern: Domestic Cattle Good Alfalfa Mid/Ton-3x3x8,3x4x8,4x4x8 last year's production 250 tons 90.00 FOB. Western: Domestic Cattle Fair Alfalfa 2-3 tie small sq bales last year's production 250 tons 76.00 FOB. Domestic Cattle Fair Alfalfa 2-3 tie small sq bales rain damage 300 tons 70.00 FOB.			
USDA Market News, Moses Lake, WA 509-765-3611			

NEBRASKA HAY - 9/03/09 Few sales trending steady. Demand light and trade activity minimal. Ground and delivered hay trading steady. Pellet sales were steady to 7.00 lower, with light demand and trade activity. **Northeast NE:** Alfalfa: Ground and Delivered to feedlots 75.00-95.00. Dehydrated alfalfa pellets, 17 percent protein: 183.00-185.00. **Platte Valley of NE:** Alfalfa: Good Round Bales 80.00-85.00; Fair Round Bales 65.00-75.00. Grass: Large Square Bales 105.00-110.00; Good Round Bales 80.00-85.00. Ground and Delivered to feedlots 95.00-100.00. Dehydrated Alfalfa Pellets, 17 percent: 175.00-180.00. **USDA NE Ag Market News, Kearney, NE 308-237-7579** http://www.ams.usda.gov/mnreports/WH_GR310.txt

WEEKLY NATIONAL GRAIN MARKET REVIEW

www.ams.usda.gov/mnreports/SJ_GR851.txt

USDA-MO Dept of
Ag Market News,
St Joseph, MO
(816)238-0678



Need Archived Information??

AMS' search engine quickly and easily puts information at your fingertips. The search engine allows you to choose just how broad, or narrow, you would like your search to be.

<http://search.ams.usda.gov/mnsearch/mnsearch.aspx>

WASHINGTON-OREGON HAY - (Columbia Basin) - 09/04/09 Tons FOB: 11,485; Last Week: 16,690; Last Year: 19,851; Year to Date FOB: 491,936; Last Week: 480,451; Last Year: 502,588. Premium and Supreme Alfalfa traded steady. Good and Fair Alfalfa sold weak to 5.00 lower. Export Alfalfa traded mostly steady, instances firm on 3 tie bales. Second cutting Timothy sold steady. Retail classes traded mostly steady, instances weak. Buyer demand good for Premium and Supreme Alfalfa and Timothy; mostly light for all other kinds and classes.

Quality	Tons	Price Range	Avg. Price
Alfalfa Domestic Cattle Mid/Ton-3x3x8,3x4x8,4x4x8			
Supreme	1,900	135.00-140.00	138.16
Premium	200	125.00	125.00
Good	350	90.00	90.00
Fair	2,835	75.00-85.00	82.41
Alfalfa Export 2-3 tie small sq bales			
Premium	1,310	135.00-150.00	138.17
Alfalfa Export Mid/Ton-3x3x8,3x4x8,4x4x8			
Premium	3,300	115.00	115.00
Good/Premium	200	100.00	100.00
Alfalfa Retail/feed store/horse 2-3 tie small sq bales			
Premium	340	135.00-160.00	145.22
Oat Domestic Cattle Mid/Ton-3x3x8,3x4x8,4x4x8			
Good	70	75.00	75.00
Orchard Retail/feed store/horse 2-3 tie small sq bales			
Premium	170	175.00-190.00	180.29
Good/Premium	15	130.00	130.00
Orchard/Alfalfa Mix Retail/feedstore/horse 2-3 tie sm sq bales			
Premium	10	175.00	175.00
Timothy Export 2-3 tie small sq bales			
Premium 2 nd cut	200	180.00	180.00
#1 2 nd cut	350	150.00	150.00
Other hay: 235 Tons: Domestic Cattle Fair Alfalfa 2-3 tie small sq bales weedy 35 tons 100.00 FOB. Domestic Cattle Fair Alfalfa Mid/Ton-3x3x8,3x4x8,4x4x8 rain damage 200 tons 70.00 FOB.			
USDA Market News, Moses Lake, WA 509-765-3611			

2009 year-to-date Exports - Quantities in Short Tons ALFALFA & OTHER HAY			
From California Ports			
	JAPAN	OTHER COUNTRIES	TOTAL
JAN	69,995	28,755	98,750
FEB	69,830	35,086	104,916
MAR	72,334	50,301	122,635
APR	73,645	57,834	131,479
MAY	61,795	65,137	126,932
JUN	63,758	51,212	114,970
From Washington & Oregon Ports			
JAN	101,848	35,019	136,867
FEB	114,133	51,003	165,137
MAR	129,209	85,642	214,851
APR	110,113	97,702	207,816
MAY	119,433	88,586	208,019
JUN	115,589	71,039	186,628
CUMULATIVE	1,101,683	717,317	1,819,000
US Dept. of Commerce; Cumulative totals may not be exact due to rounding.			

OREGON HAY – 09/04/09 Tons FOB: 7,469; Last Week: 13,485; Last Year: 6,391; Year to Date FOB: 104,706; Last Week: 97,237; Last Year: 163,800.

CROOK, DESCHUTES, JEFFERSON, WASCO CO OREGON

Tons FOB Barn/Stack: 735; Premium Alfalfa steady in a light test. Retail/Feed store/Horse hay traded generally steady to weak. Other classes and grades not well tested this week as buyers remain cautious. Demand light with moderate to heavy supplies. Trade activity was light for all classes.

TYPE, QUALITY	TON	RANGE	AVG
---------------	-----	-------	-----

Alfalfa Domestic Cattle Mid/Ton-3x3x8,3x4x8,4x4x8

Premium	180	120.00-125.00	120.83
Good	400	100.00	100.00

Alfalfa Retail/feed store/horse 2-3 tie small sq bales

Premium	25	140.00	140.00
---------	----	--------	--------

Meadow Grass Retail/feed store/horse 2-3 tie small sq bales

Premium	25	165.00	165.00
---------	----	--------	--------

Orchard Retail/feed store/horse 2-3 tie small sq bales

Premium	60	150.00	150.00
---------	----	--------	--------

Orchard-Timothy Retail/feed store/horse 2-3 tie small sq bales

Premium	25	170.00	170.00
---------	----	--------	--------

Other hay: 20 Tons: Retail/feed store/horse Premium Orchard 2-3 tie small sq bales pickup loads 20 tons 180.00 FOB.

KLAMATH BASIN OREGON

Tons FOB Barn/Stack: 1,785; Supreme Alfalfa steady to weak. Demand light and supply moderate to heavy. Fair and Good Alfalfa steady to weak. Demand light and supply moderate to heavy. Retail/feed store/horse hay steady to weak. Demand light to moderate and supply moderate.

Alfalfa Domestic Cattle Mid/Ton-3x3x8,3x4x8,4x4x8

Supreme	100	125.00	125.00
---------	-----	--------	--------

Alfalfa Retail/feed store/horse 2-3 tie small sq bales

Good	50	100.00	100.00
------	----	--------	--------

Barley Domestic Cattle Mid/Ton-3x3x8,3x4x8,4x4x8

Good	40	80.00-85.00	82.50
------	----	-------------	-------

Orchard Retail/feed store/horse 2-3 tie small sq bales

Premium	100	125.00	125.00
---------	-----	--------	--------

Orchard-Timothy Retail/feed store/horse 2-3 tie small sq bales

Premium	1,000	150.00-160.00	155.00
---------	-------	---------------	--------

Other hay: 495 Tons: Domestic Cattle Fair Alfalfa Mid/Ton-3x3x8,3x4x8,4x4x8 rain damage 200 tons 65.00 FOB. Domestic Cattle Good Alfalfa Mid/Ton-3x3x8, 3x4x8,4x4x8 rain damage 145 tons 75.00-90.00 FOB. Domestic Cattle Premium Alfalfa Mid/Ton-3x3x8,3x4x8,4x4x8 last year's production 30 tons 120.00 FOB. Domestic Cattle Premium Alfalfa Mid/Ton-3x3x8,3x4x8,4x4x8 last year's production 120 tons 120.00 FOB.

HARNEY CO OREGON

Tons FOB Barn/Stack: 959; Supreme Alfalfa steady to weak. Retail/Feed store/Horse hay traded generally steady. Other classes and grades not well tested this week as buyers remain cautious. Demand light with moderate to heavy supplies. Trade activity was light for all classes.

Alfalfa Domestic Cattle Mid/Ton-3x3x8,3x4x8,4x4x8

Supreme	500	120.00	120.00
Good	400	100.00	100.00

Alfalfa Retail/feed store/horse 2-3 tie small sq bales

Premium	29	125.00	125.00
---------	----	--------	--------

Orchard Retail/feed store/horse 2-3 tie small sq bales

Premium	30	125.00	125.00
---------	----	--------	--------

Other hay: None.

LAKE COUNTY OREGON

Tons FOB Barn/Stack: 3,990; Supreme Alfalfa steady to weak. Demand light to moderate and supply heavy with a lot of carryover supplies. Fair and Good Alfalfa steady to weak. Demand light and supply moderate. Retail/feed store/horse hay steady. Demand moderate and supply moderate to heavy.

Alfalfa Domestic Cattle Mid/Ton-3x3x8,3x4x8,4x4x8

Supreme	180	125.00-135.00	131.94
---------	-----	---------------	--------

Timothy Retail/feed store/horse 2-3 tie small sq bales

Premium	534	260.00	260.00
Good	534	220.00	220.00
Fair	534	180.00	180.00

Triticale Domestic Cattle Mid/Ton-3x3x8,3x4x8,4x4x8

Fair	300	65.00	65.00
------	-----	-------	-------

Other hay: 1,908 Tons: (Organic) Domestic Cattle Fair Alfalfa Mid/Ton-3x3x8,3x4x8,4x4x8 weedy 250 tons 92.00 FOB. Domestic Cattle Supreme Alfalfa Mid/Ton-3x3x8,3x4x8,4x4x8 rain damage 30 tons 125.00 FOB. Domestic Cattle Fair Alfalfa Mid/Ton-3x3x8,3x4x8,4x4x8 rain damage 500 tons 55.00 FOB. Domestic Cattle Good Alfalfa Mid/Ton-3x3x8,3x4x8,4x4x8 rain damage 728 tons 75.00 FOB. Domestic Cattle Good Triticale Mid/Ton-3x3x8,3x4x8,4x4x8 rain damage 400 tons 80.00 FOB.

EASTERN OREGON

No classes of hay reported this week as a major interest is cutting back and reducing staff in the trade area. Trade slow with light demand. Buyers remain cautious. Demand light with moderate to heavy supplies.

USDA Market News, Moses Lake, WA 509-765-3611

IDAHO HAY – 09/04/09 Tons FOB: 8,960; Last Week: 4,315; Last Year: 9,000; Year to Date FOB: 202,556; Last Week: 193,596; Last Year: 336,270; YTD Delivered: 31,455; Last Week: 31,455; Last Year: 31,600. Supreme Alfalfa traded steady. All other classes of Domestic Cattle hay sold weak to 5.00 lower. Export Alfalfa not recently tested, however a lower undertone was noted. Buyer demand good for Premium and Supreme Alfalfa which is in light supply; light for all other classes with heavy supplies. Statewide trading activity mostly light.

Quality	Tons	Price Range	Avg. Price
---------	------	-------------	------------

FOB Prices

Alfalfa Domestic Cattle Mid/Ton-3x3x8,3x4x8,4x4x8

Supreme	3,000	120.00-130.00	126.67
Good/Premium	160	95.00	95.00
Fair	800	65.00-75.00	73.13
Utility	1,000	60.00	60.00

Alfalfa Export Mid/Ton-3x3x8,3x4x8,4x4x8

Good/Premium	4,000	83.00	83.00
--------------	-------	-------	-------


Other hay: None.

USDA Market News, Moses Lake, WA 509-765-3611

MONTANA – 09/04/09 Hay prices remain mostly steady. Trade activity moderate. Demand good to very good for small squares; moderate to good for all other classes. Producers, for the most part, found the optimal cutting and baling window and were able to put up some top quality 2nd cutting commodity. As quality and some numerous cutting were achieved, some producers have commented on the tonnage being less than previous years. All sales FOB the stack and per ton basis in large rounds or large square bales, unless otherwise stated. **Alfalfa:** Good to Premium 85.00-110.00; small squares 190.00-200.00 delivered, 150.00-180.00. Fair to Good 65.00-80.00, small squares 130.00-150.00. **Alfalfa/Grass mix:** Good to Premium 85.00-110.00; small squares 190.00-200.00 delivered, 150.00-180.00. Fair to Good 65.00-80.00, small squares 130.00-150.00. **USDA Market News, Billings MT 406-657-6285**
www.ams.usda.gov/mnreports/BL_GR310.txt

TEXAS HAY – 09/04/09 Hay prices generally steady. Drought conditions continue to plague much of South and Central Texas this week. Large livestock numbers have been sold or moved out of the drought regions. Water for remaining livestock in these areas is being hauled in and supplemental feeding continues. Ranches are hauling hay in, often from long distances, due to most nearby inventories being depleted. The Panhandle and West Texas regions continue to have large quantities hay being delivered in causing demand to be light and trade slow. Prices for hay and pellets quoted per ton except where noted. ***The state of Texas Department of agriculture has the Hay and Grazing Hot Line set up for buyers and sellers; number is 1-877-429-1998. The web site for TDA is www.tda.state.tx.us *** **Panhandle:** Alfalfa: Small squares: Delivered: Premium to Supreme quality 235.00-260.00, 7.00-8.00 per bale; Good to Premium quality 180.00-235.00, 5.50-7.00 per bale. Large squares: Delivered: Premium to Supreme quality 160.00-175.00; Good to Premium quality 150.00-160.00; Good quality 125.00-150.00; Fair to Good quality 100.00-115.00, few sales Fair quality 80.00-100.00. FOB: Large bales: Good quality 110.00-125.00. Chopped Alfalfa: Delivered to feedlots: North: 120.00-125.00. South: 125.00-140.00, few sales Fair quality 115.00. Wheat Hay: Delivered: Large Bales: Good to Premium quality 100.00-115.00, instances 125.00; Fair to Good quality 80.00-100.00. Haygrazer: Delivered: Large Bales: 80.00-90.00. **West:** Alfalfa: Small squares: Delivered: Premium to Supreme quality 235.00-260.00, 7.00-8.00 per bale; Good to Premium quality 180.00-235.00, 5.50-7.00 per bale. Large squares: Delivered: Premium to Supreme quality 160.00-175.00; Good to Premium quality 150.00-160.00; Good quality 125.00-150.00; Fair to Good quality 110.00-115.00. **North, Central and East:** Alfalfa: Small squares: Delivered: Premium to Supreme quality 235.00-300.00, 7.00-10.00 per bale; Good to Premium quality 180.00-235.00, 5.50-7.00 per bale. Large squares: Delivered: Premium to Supreme quality 160.00-175.00. Good to Premium quality 150.00-160.00; Good quality 125.00-150.00; Fair to Good quality 110.00-115.00. FOB: Large squares: Good to Premium quality 100.00-125.00. Coastal Bermuda: Small Squares: FOB: Good to Premium quality 6.00-7.50 per bale; Fair quality 5.00-6.00 per bale. Large rounds: FOB: Good to Premium quality 65.00-80.00; Good quality 50.00-70.00; Fair quality 40.00-50.00 per roll. **South:** Coastal Bermuda: Small squares: FOB or delivered locally: Good to Premium quality 6.00-7.50; Fair quality 5.00-6.00 per bale. Large rounds: FOB: Good to Premium quality 60.00-80.00; Good quality 50.00-60.00; Fair quality 40.00-50.00 per roll. Milo stubble: Large rounds: 35.00-50.00 per roll. **USDA-Market News, Amarillo, TX**
806/372-6361
[http://www.ams.usda.gov/mnreports/AM GR310.txt](http://www.ams.usda.gov/mnreports/AM_GR310.txt)

KANSAS HAY – 09/02/09 Ground alfalfa movement: Southwest/South Central Tonnage: 11,353/4,005; Last week: 11,583/4,109; Last year: 11,639/4,139. Hay trade slow. Demand moderate for dairy and stock cow alfalfa, alfalfa pellets, grinding alfalfa and grass hay. If you have hay for sale or pasture to rent or need hay or grazing, use the services of the Hay and Pasture Exchange www.kfb.org/hayandpasture/default.htm **Southwest** Dairy and grinding alfalfa steady. Movement slow. Alfalfa, Horse, small squares, 190.00-250.00; Dairy, Premium to Supreme 120.00-130.00; Premium 115.00-125.00; Good, 100.00-115.00. Utility-Fair grinding alfalfa at the edge of the field, 85.00-95.00. Ground and delivered locally to feedlots and dairies 105.00-130.00, ground-on-the-truck 100.00-115.00. The week of 8/17-22 11,353T grinding alfalfa and 1,650T of dairy alfalfa were delivered. Bermuda good, large square 125.00, some 150.00 delivered, small square 210.00 delivered. PM6 good, small squares 150.00, fair, some weeds 100.00-110.00. BMR Sudan, good large round 60.00. Straw, Good, large bales 37.50-55.00. **South Central** Dairy and grinding alfalfa and alfalfa pellets steady to softer. Movement slow to moderate. Alfalfa, Horse, mid square 195.00; Dairy, 65-85 cents/point RFV, Premium to Supreme, 120.00-150.00; Premium 110.00-130.00; Stock cow, mid square or large round, no test 90.00-110.00. Utility-Fair grinding alfalfa at the edge of the field 70.00-80.00. Ground and delivered locally to feedlots 100.00-120.00. The week of 8/17-22, 4,005T of grinding alfalfa and 1,251T of dairy alfalfa were delivered. Alfalfa pellets: Sun Cured 15 pct protein 135.00-165.00; Sun Cured 17 pct 159.00-170.00; Dehydrated 17 pct 205.00-208.00. Straw, small square 3.50/bale, mid square 50.00-60.00/T. **Southeast** Alfalfa, brome and prairie hay steady. Movement slow. Alfalfa: Horse and goat, mid square 140.00-200.00. Dairy alfalfa, Good, 100.00-127.50; Stock cow, mid square, no test 90.00-120.00; Bluestem: Good, small squares 85.00-100.00, mostly 90.00, mid and large squares 60.00-90.00, mostly 70.00-75.00, large rounds 40.00-60.00. Mulch, large rounds 45.00 to mostly 50.00. Brome: Good, Small squares 100.00-110.00 mid and large squares 80.00-90.00, large rounds 50.00-70.00. **Northwest** Dairy and grinding alfalfa steady. Movement slow. Alfalfa: Horse, small squares 200.00-250.00. Dairy, no trade. Utility-Fair grinding alfalfa at the edge of the field 75.00-100.00; Ground and delivered to feedlots and dairies 120.00-130.00. **North Central-Northeast** Dairy and grinding alfalfa, prairie hay and brome steady to spots soft. Movement slow to moderate. Alfalfa: Horse small squares 220.00, mid square 130.00-200.00; Dairy, Supreme, 130.00-140.00; Premium 120.00-130.00; Stock cow, mid square, no test 100.00; Utility-Fair grinding alfalfa at the edge of the field, 60.00-75.00, alfalfa Ground-on-the-truck 80.00-95.00, Ground and delivered 90.00-110.00. Grass hay: Bluestem small squares, Good 90.00-100.00, Mid squares 70.00-80.00, large rounds 45.00-60.00. Brome: Good, small squares, 4.00-4.50/bale, 90.00-120.00/T, Mid squares, 75.00-85.00, horse quality 110.00, large rounds, 12.00-30.00/bale, 50.00-60.00/T, fair 40.00-50.00. Grass Mulch, large round 45.00/bale delivered. Straw, small squares 3.25-3.50/bale, mid and large bales 45.00-60.00/T. **USDA Market News, Dodge City, KS**
620-227-8881
[www.ams.usda.gov/mnreports/DC GR310.txt](http://www.ams.usda.gov/mnreports/DC_GR310.txt)

		CHICAGO MERCANTILE EXCH.
		SETTLEMENT 09/03/09
		Livestock Futures Settlements
Month	Settlement	Change
LIVE CATTLE		
October 09	86.72 ½	-.05
December 09	86.67 ½	-.12 ½
February 10	87.47 ½	-.05
FEEDER CATTLE		
September 09	98.50	-.10
October 09	98.37 ½	-.12 ½
November 09	98.85	-.30
LEAN HOGS		
October 09	49.77 ½	+.95
December 09	47.65	+.80
February 10	53.90	+.30

NEW MEXICO – 09/04/09 Alfalfa hay prices weak to 10.00 a ton lower. Trade slow, demand light. Southwestern and Southern regions are between 30-70% into 5th cutting. The Eastern and Southeastern portion of the state are between 10-30% into fifth cutting. **Eastern region:** Baled Alfalfa: Large square bales: Premium and Supreme quality: 155.00-175.00 per ton delivered to dairies. Good quality 120.00-135.00; Good and Fair quality ground hay delivered to feedlots 120.00 per ton. Baled Sudan: 80.00-90.00 per ton, out of field. **Southeastern regions:** Baled Alfalfa: Large square bales: Premium and Supreme quality 150.00-160.00 Good quality 125.00-145.00; delivered to dairies, Fair quality 110.00-115.00. Small bales; Premium quality 210.00-230.00. **Southern and Southwestern region:** Baled Alfalfa: Large square bales Premium quality: 135.00-150.00 del to dairies, Good quality 115.00-135.00. Small square bales Premium quality: 5.00-6.00 per bale out of field, 185.00-210.00 per ton. Sudan hay: Large square bales; 85.00-90.00. **USDA Market News, Las Cruces, NM (505) 527-6861**
[http://www.ams.usda.gov/mnreports/AL GR310.txt](http://www.ams.usda.gov/mnreports/AL_GR310.txt)

IOWA HAY – Midwest Hay and Straw Co. Maurice, IA – 9/01/09

All prices per ton, except straw per bale. Receipts: 20 Loads Week Ago: 11 Loads Year Ago: 8 Loads One load Small Squares equals approximately 5 tons; Large Squares and Large Rounds range from 10-25 tons per load. Not enough any class offered last week for price comparison. Alfalfa: Small Squares, 1 load: Good 75.00. Large Squares, 2 loads: Premium 95.00-100.00. Large Rounds, 12 loads: Good 80.00-87.50, Fair 55.00-63.50. Grass: Small Squares, 3 loads: Good 85.00-87.50, Fair 62.50. Large Squares, 1 load: Premium 95.00. Large Rounds, 1 load: Good 72.50. **USDA NE Market News, Kearney, NE (308)237-7579. South Central/North Central IA (Private treaty): 09/03/09** Few sales trading steady. Demand was light to moderate with slow trade activity. Alfalfa: Small Squares 200.00-225.00. Large Rounds Premium 110.00-125.00, Good 55.00-65.00. http://www.ams.usda.gov/mnreports/wh_gr310.txt **Rock Valley Hay Auction – 09/03/09** All prices per ton, except straw, per bale. All sales FOB Rock Valley, Iowa, vicinity. Receipts: 67 loads; Week Ago: 60 Loads; Year Ago: 55 Loads. One load Small Squares equals approximately 5 tons; Large Squares and Large Rounds range from 10-25 tons per load. All classes sold with a higher undertone. Quality improved from previous sales. Alfalfa: Small Squares, 2 loads: Premium 92.50-95.00. Large Squares, 5 loads: Premium 107.50, Good 72.50-87.50, Utility 42.50. Large Rounds, 26 loads: Supreme 122.50, Premium 100.00-115.00, Good 82.50-95.00, Fair 62.50-70.00, Utility 55.00. Mixed Alfalfa/Grass: Small Squares, 1 load: Premium 107.50. Large Rounds, 5 loads: Good 75.00-85.00. Grass: Small Squares, 2 loads: Premium 102.50, Good 77.50. Large Squares, 5 loads: Good 75.00-90.00, Fair 65.00. Large Rounds, 8 loads: Premium 102.50, Good 65.00-77.50, Fair 60.00. Bedding: Small Squares, 1 load: 2.25 per bale. Large Squares, 2 loads: 20.00 per bale, 77.50 per ton. Large Rounds, 10 loads: 62.50-65.00 per ton. **USDA-SD Ag, Sioux Falls, SD 605-338-4061** http://www.ams.usda.gov/mnreports/sf_gr310.txt

VIRGINIA HAY – 09/02/09 Rushville Semimonthly Hay Auction, Harrisonburg, VA. Prices per ton FOB unless otherwise noted. Most loads delivered free within 10 miles of auction site. Delivery beyond 10 miles mostly 2.50 per mile. Hay 62 tons. **Alfalfa:** Large square 650-750 lbs Good 135.00. **Mixed Grass:** Large square 650-750 lbs Good 70.00 2nd cutting, 25.00-30.00 per bale; Small square 35-45 lbs Good 2.10-3.00 per bale, Fair 1.00 per bale; Large round over 1000 lbs Good 20.00 per bale, Fair 13.00 per bale; Small round Fair 35.00, 13.00 per bale. **Orchard grass:** Small square 35-45 lbs Fair 2.30 per bale. **Straw:** Large square 21.00 per bale. **Timothy:** Large square 650-750 lbs Good 146.00; Small round under 1000 lbs Fair 72.00. **USDA Market News, Richmond, VA 804-786-3947** http://www.ams.usda.gov/mnreports/rh_gr310.txt

NATIONAL DAILY DIRECT AFTERNOON HOGS 08/27/09

NEGOTIATED PURCHASE (Including Packer Sold)


Barrows & Gilts (carcass basis): 19,312

Compared to the prior day, base prices were .66 lower to .31 higher, mostly steady. Slow to moderate market activity and light to moderate demand. Compared to Prior Day's closing weighted average, 0.13 lower Base Price Range \$39.00 - \$47.12, Weighted Average \$45.14

Base Price is the price from which no discounts are subtracted and no premiums are added.

http://www.ams.usda.gov/mnreports/lm_hq203.txt

USDA Market News Des Moines, Iowa 515-284-4460



ALABAMA/SOUTHEAST HAY – 09/03/09 Market activity was moderate. Supply is plentiful. Prices steady instances 5.00 per ton higher. Prices are FOB unless otherwise stated. Approximate bale weight: Small Square 55 lbs; Small Round 1000 lbs; Large Rounds 1500 lbs. Tons FOB: 483.50; Last Week: 519.00; Last Year: 598.00; Yr to Date FOB: 17,581.74; Last Wk: 17,098.24; Last Year: 27,033.42.

TYPE, QUALITY	TONS	PRICE	WTD AVG
Bahia Domestic Cattle Small Round/roll, 4x5			
Good	.50	35.00	35.00
Bahia Horse Small Round/roll, 4x5			
Good	2.50	20.00	20.00
Bahia Horse Small square, per bale			
Good	20.00	4.00	4.00
Bermuda Domestic Cattle Small Round/roll, 4x5			
Good	117.00	25.00-40.00	31.54
Bermuda Horse Large Rd/roll, 5x5, 5x6			
Premium	103.00	50.00-70.00	69.42
Bermuda Horse Small Round/roll, 4x5			
Premium	19.00	30.00-55.00	37.63
Bermuda Horse Small square, per bale			
Premium	157.25	3.50-6.50	4.67
Bermuda Mulch Small square, per bale			
Fair	15.00	3.25	3.25
Mixed Grass Domestic Cattle Small Round/roll, 4x5			
Good	16.00	17.00	17.00
Mixed Grass Horse Small square, per bale			
Premium	.75	5.00	5.00
Wheat Straw Mulch Small square, per bale			
Fair	32.50	2.25	2.25

http://www.ams.usda.gov/mnreports/mg_gr310.txt

AL Dept of Ag USDA - Montgomery, AL 334-223-7488

OKLAHOMA HAY – 09/03/09 ALFALFA HAY: Alfalfa hay prices are steady and movement is slow. Mild temperatures prevailed over the state this past week. Scattered showers occurred over the eastern area at midweek. Producers are busy preparing wheat seedbeds and putting up alfalfa. GRASS HAY: Grass hay movement is slow and prices are steady. Producers are wrapping up cutting and bailing of grass hay. Producers looking for hay to purchase or have hay to sell can access the hay directory on the OK Dept. of Ag. website at www.oda.state.ok.us or call the OK Dept. of Ag. Hay Hotline at 1-800-580-6543.

ALFALFA: **CENTRAL AND WESTERN OKLAHOMA:** Premium quality large squares 145.00-160.00 per ton, large rounds 125.00-140.00, small squares 180.00-200.00 per ton. Good quality large squares 120.00-135.00, large rounds 100.00-115.00, small squares 145.00-160.00/ton. Fair quality large squares 90.00-110.00 per ton. Fair large rounds 90.00-100.00 a ton. WHEAT HAY: **CENTRAL AND WESTERN OKLAHOMA:** Wheat hay in large round bales 50.00-70.00 a ton. **PANHANDLE AND WESTERN FEEDLOT AREA:** Good grinding alfalfa at the edge of the field or bale pile (spot) 85.00-105.00 a ton. Chopped and delivered to feedlots (short haul) 115.00-130.00 per ton. GRASS HAY: **CENTRAL AND EASTERN OKLAHOMA:** Premium quality large squares 65.00-80.00 a ton, large rounds 55.00-70.00, small squares 90.00-100.00. Good quality large rounds 45.00-60.00 per ton, small squares 70.00-80.00. Fair quality 40.00-50.00 per ton. **OK AG-USDA AMS, Oklahoma City, OK (405) 521- 3881** http://www.ams.usda.gov/mnreports/OK_GR310.txt

Alfalfa hay guidelines, used with visual appearances and intent of sale: Relative Feed Value (RFV); Acid Detergent Fiber (ADF); Crude Protein (CP) *RFV calculated using the Wis/Minn formula. **TDN calculated using the western formula. Quantitative factors are approximate, and many factors can affect feeding value. Values based on 100 % dry matter (TDN showing both 100% & 90%).

Quality	ADF	NDF	RFV	**TDN-100%	**TDN-90%	CP
Supreme	<27	<34	>185	>62	>55.9	>22
Premium	27-29	34-36	170-185	60.5-62	54.5-55.9	20-22
Good	29-32	36-40	150-170	58-60	52.5-54.5	18-20
Fair	32-35	40-44	130-150	56-58	50.5-52.5	16-18
Utility	>35	>44	<130	<56	<50.5	<16

COLORADO HAY – 09/03/09 All classes mostly steady. Alfalfa hay prices are experiencing a two-tier market value due to grower and buyers various positions. Upper qualities of alfalfa in some areas continue to be scarce and buyers are reluctant to building inventories. In addition, some producers are willing to sell in order to keep inventories in control and for cash flow. Grass hay trade at mostly steady prices. Mountain grass hay prices were mostly steady on good demand. If you have hay for sale or need hay, use the services of the Colorado Hay and Forage Association website: <http://www.coloradohay.org/> Quoted prices are dollars per ton and FOB stack unless otherwise noted. FOB relates to prices of hay at the edge of field or at the stack. Delivered prices relate to final cost of hay delivered to user including freight to the dairy, feedlot, broker, auction, or ranch. Delivered prices include all transportation and handling fees, which vary based on distance of haul and other factors. Ground and delivered prices include cost of processing as well as delivery to the feedlot or Dairy. Prices are from the most recent sales. **Northeast Areas** Alfalfa: Supreme: limited Large Squares 160.00 Del; Small squares 210.00 (7.00 per bale). Premium: Large Squares 130.00 Del, Small Squares 185.00-200.00 (6.00-6.50 per bale). Good: Large Squares 90.00-110.00 Del; Small Squares 130.00-160.00 (4.00-5.00 per bale). Fair: Large Squares 80.00-85.00, 85.00-105.00 Del, Small Squares 120.00 (3.00-4.00 per bale). Utility: Large Squares 60.00-80.00 Del. Alfalfa/Grass Mix: Premium: Small Squares 160.00-200.00 (4.00-7.00 per bale). Good: Large Squares 120.00, 127.50 Del. Fair: Large Squares 100.00 Del. Grass: Premium: Small Squares 225.00-265.00 (6.50-8.00 per bale). Good: Large Squares 110.00 Del. Fair: Large Squares 75.00-100.00 Del, Round Bales 95.00 certified. Straw: Large Squares 40.00-60.00 Del. Oat Hay: low quality Large Squares 60.00-65.00 Del. Corn Stalk: Large Squares 40.00-50.00 Del. **Southeast Areas** Alfalfa: Good: Large Squares 140.00, Small Squares 150.00 (4.50 per bale). Fair: Large Squares 135.00. Utility: Large Squares 85.00-100.00, 115.00-130.00 Del. Ground and Delivered 120.00. Grass: Premium: Small Squares 175.00 (4.75-5.00 per bale). **San Luis Valley Area** Alfalfa: Supreme: Large Squares 130.00-150.00. Premium: Large Squares 120.00-125.00, Small Squares 155.00-180.00 (4.50-5.00 per bale). Good: Large Squares 100.00. Alfalfa/Grass Mix: Premium: Large Squares 150.00. Good: Large Squares 135.00. Grass: Premium: Large Squares 125.00. Oat Hay: Large Squares 80.00. **Southwest Areas** Alfalfa: Supreme: Large Squares 140.00-150.00. Premium: Large Squares 125.00-140.00, Small Squares 215.00 (6.00 per bale). Good: Large Squares 115.00-130.00. Fair: Large Squares 115.00-120.00. Utility: Large Squares 70.00-90.00. Alfalfa/Grass Mix: Premium: Large Squares 130.00-150.00. Good: Large Squares 130.00. Fair: Large Squares 100.00-115.00. Grass: Premium: Large Squares 165.00, Small Squares 195.00-230.00 (6.25-7.50 per bale). Oat Hay: Large Squares 125.00. **Mountains and Northwest Areas** Alfalfa: Premium: Large Squares 150.00, Small Squares 160.00-190.00 (5.00-5.50 per bale). Good: Round Bales 85.00-90.00. Alfalfa/Grass Mix: Premium: Small Squares 160.00 (5.00-5.25 per bale). Grass: Premium: Large Squares 150.00-165.00, Small Squares 185.00-195.00 (5.00-5.50 per bale). Good: Small Squares 160.00-165.00 (5.00-5.50 per bale). Fair: Round Bales 70.00. **USDA-CO Market News Greely, CO 970-353-9750**
www.ams.usda.gov/mnreports/GL_GR310.txt

Centennial Livestock Auction Co. - Monthly Hay Auction Ft. Collins, CO – 08/29/09 Total Tons Offered: 1655; Last Month: 1616; Last Year: 1179. Compared to last month: Alfalfa steady to 10.00 higher per ton on comparable qualities. Mixed alfalfa/grass hay sold 10.00 to 20.00 per ton higher. Grass hay sold mostly steady to 10.00 higher, expect small squares and premium quality 3X3 large square bales sold sharply higher. Quality improved compared to last month, however, there still was ample supply of good to fair quality hay offered. Trade activity was moderate to active. Demand moderate. The next sale will be Sat., Sept. 26, 2009.Excerpts: for the complete report, go to: http://www.ams.usda.gov/mnreports/GL_GR311.txt

Centennial Hay auction, continued...				
Quality	Tons	Price/bale	Price/ton	Wtd Avg
Alfalfa Small Squares				
Supreme	4.10	5.75-6.25	212.96-231.48	222.22
Premium	1.11	4.00	150.94	150.94
Good	24.78	2.00-3.75	90.91-138.89	100.00
Fair	39.06	1.00-2.25	33.33-93.75	73.32
Utility	29.78	.45-1.75	16.98-79.55	50.60
Alfalfa 3x3				
Supreme	34.75	67.50-73.00	154.18-158.82	155.65
Premium	77.75	56.00-67.50	113.71-150.00	135.94
Good	32.35	36.00-55.00	93.43-126.51	98.29
Fair	22.93	30.00-33.00	82.42-90.66	86.18
Utility	26.28	22.00-28.00	57.44-70.89	62.23
Alfalfa 3x4				
Premium	28.78	80.00-82.50	108.40-111.79	108.71
Good	41.30	40.00-46.00	60.93-82.94	69.10
Fair	33.52	37.00-38.00	68.27-70.57	69.16
Alfalfa 4x4				
Premium	24.35	97.00-100.00	111.56-115.01	111.93
Fair	49.48	39.00-55.00	66.91-92.49	72.76
Utility	20.06	37.00	77.49	77.49
Alfalfa Small Rounds				
Premium	18.76	37.00-52.50	77.57-132.08	97.10
Utility	14.72	26.00-29.00	53.01-59.12	53.62
Alfalfa Large Rounds				
Premium	36.20	63.00-75.00	90.91-107.22	93.46
Good	16.34	40.00-44.00	63.64-70.01	64.14
Mixed Alfalfa Small Squares				
Premium	22.35	3.00-6.25	136.36-218.18	194.63
Good	15.83	2.50-3.50	114.75-136.36	120.02
Fair	5.64	2.00-3.00	72.73-109.09	95.64
Mixed Alfalfa 3x3				
Premium	61.09	48.00-60.00	127.71-136.83	130.64
Good	28.65	28.00-47.50	112.83-126.85	119.80
Fair	19.06	24.00-35.00	65.66-94.59	72.40
Utility	23.34	23.00-28.00	64.70-78.76	69.96
Mixed Alfalfa 3x4				
Fair	13.75	21.00-27.00	42.64-54.82	48.86
Mixed Alfalfa 4x4				
Premium	41.34	65.00-77.50	79.79-91.61	86.96
Good	46.56	55.00-78.00	66.87-81.42	74.48
Fair	33.20	30.00-49.00	51.55-60.14	54.88
Mixed Alfalfa Large Rounds				
Premium	12.75	54.00-66.00	105.88-129.41	114.20
Utility	30.36	26.00	34.26	34.26
Grass Small Squares				
Premium	7.28	4.25-7.50	193.18-340.91	240.50
Good	9.89	2.50-4.25	96.15-145.83	121.11
Grass 3x3				
Premium	302.40	30.00-62.50	98.04-178.06	139.31
Good	8.58	27.50-31.00	76.07-84.70	77.72
Fair	27.45	17.00-21.00	46.45-57.38	51.12
Utility	38.80	13.00-17.00	39.45-51.59	47.62
Grass 3x4				
Premium	49.73	59.00-80.00	131.40-178.17	154.58
Fair	14.21	43.00-45.00	72.39-76.27	74.33
Grass 4x4				
Good	80.59	53.00-75.00	58.66-97.34	78.55
Fair	51.94	36.00-53.00	60.50-78.06	71.92
Utility	16.62	29.00-30.00	48.86-50.55	49.05
USDA-CO Dept Market News Greely, CO 970-353-9750				

Biodiesel B100 (SME) (\$/gal) Fri. Sep. 04, 2009 - Iowa -- 2.92-3.15 IL/IN/OH – 2.95-3.03

Eastern Cornbelt Ethanol Plant Report 09/03/09

Yellow Corn Bids	Change (¢/bu)	Basis	Change
3.2075-3.4075	DN 3.5	5Z to 25Z	UNCH
Mostly 3.2075-3.3375		5Z to 18Z	

Offers	Change (\$/ton)
Dried Distillers Grain (10% Moisture)	
85.00-100.00	UNCH
Modified Wet Distillers Grain (50-55% Moisture)	
42.00-45.00	UNCH
Wet Distillers Grain (65-70% Moisture)	
29.00-40.00	UNCH

Ethanol	W/E Aug 28	Change (\$/gal)
ILLINOIS	1.59-1.68	UP 0.01-UP 0.06

USDA-IL. Ag Market News Springfield, IL 217-782-4925

Iowa Ethanol Plant Report 09/03/09

Yellow Corn Bids	Change (¢/bu)	Basis	Change
E 3.1525-3.4125	UNCH	-4Z to 22Z	UNCH
W 2.8925-3.1925	UP 1-UP 2	-30Z to OptZ	UP 1-UP 2

Offers	Change (\$/ton)
Dried Distillers Grain (10% Moisture)	
E 75.00-80.00	UNCH
W 70.00-82.00	UNCH
Modified Wet Distillers Grain (50-55% Moisture)	
E 35.00-42.00	UNCH
W 35.00-42.00	UNCH

Wet Distillers Grain (65-70% Moisture)
E & W 20.00-34.00

Ethanol	W/E Aug 28	Change (\$/gal)
E & W	1.49-1.58	UP 0.01-DN 0.01

USDA Market News, Des Moines, IA 515-284-4460

Nebraska Ethanol Plant Report 09/03/09

Yellow Corn Bids	Change (¢/bu)	Basis	Change
2.8725-3.1925	UP 3-UNCH	-32Z to OptZ	UP 3-UNCH
mostly 2.8725-3.0525		-32Z to -14Z	

Offers	Change (\$/ton)
Dried Distillers Grain (10% Moisture)	
72.00-88.00	UNCH
Modified Wet Distillers Grain (50-55% Moisture)	
36.00-47.00	UNCH
Wet Distillers Grain (65-70% Moisture)	
27.50-43.75	UNCH
mostly 30.00-35.00	

Ethanol	W/E Aug 28	Change (\$/gal)
Ethanol	1.50-1.56	UP 0.02-UP 0.01

USDA Market News, Des Moines, IA 515-284-4460

Iowa Ethanol Corn and Co-Products Processing Values

		This week	Last week	Last year
Unit	Unit	Sep 4, 2009	Aug 28, 2009	Sep 5, 2008
Ethanol tank cars & trucks				
Iowa plants	\$/gal	1.51	1.54	2.18
Ethanol yield per bushel processed	gal	2.80	2.80	2.80
Value from bushel of corn	\$	4.23	4.30	6.09
Distillers Dried Grains, 10% moisture				
Iowa plants	\$/ton	74.75	76.75	142.50
DDGS yield per bushel processed	lbs	17.75	17.75	17.75
Value from bushel of corn	\$	0.66	0.68	1.26
Value of ethanol and DDGS from bushel of corn	\$	4.89	4.98	7.35
No. 2 Yellow Corn truck price				
IA points	\$/bu	3.12	3.15	5.16
Difference between corn price & value of co-products	\$	1.77	1.83	2.19

USDA Market News Des Moines IA 515-284-4460

Alabama Feedstuff/Production Cost Report Aug 31, 2009

Compared to a week ago Whole Cottonseed steady to 5.00 lower and gin trash steady. Soy Hull pellets steady to 5.00 higher per ton, Corn Gluten pellets mixed and Corn steady to 19 cents lower per bushel. Fertilizer and lime was steady. Farm Diesel Fuel was steady to 4 cents lower per gallon.

Whole Cottonseed (FOB Gin) 180.00-220.00 Gin Trash 15.00

	North	Central	South
Soybean Hull Pellets	95.00-120.00	120.00-125.00	125.00-145.00
Corn Gluten Pellets 21% prot	110.00-145.00	115.00-120.00	120.00-130.00
# 2 yellow Corn per bushel (rounded to nearest whole cent)	3.65-5.04	3.83-3.97	4.01-4.12

Production cost items state wide: cash prices bulk, FOB distributor, per ton unless otherwise stated. Fertilizer in granular form unless noted.

Liquid Nitrogen 28% spread	255.00-325.00
Ammonium Nitrate	305.00-400.00
13-13-13 (lbs N-P-K per 100 lbs fert)	317.00-495.00
17-17-17 (lbs N-P-K per 100 lbs fert)	408.00-550.00
DAP (Diammonium Phosphate 18%N 46%P)	320.00-515.00
Lime (spread)	30.00-45.00
Potash (Potassium)	610.00-850.00
Farm Diesel Fuel per gal <1000 gallons	2.02-2.25.

www.ams.usda.gov/mnreports/MG_GR210.txt

Alabama Ag-USDA Market News, Montgomery, AL 334-223-7488

PLEASE NOTE: Corn is spot bid at selected Ethanol plants by State reporting as of 9:00 A.M. Distiller Grains with Solubles (DGS) FOB the plant. Ethanol is spot market, FOB the plant. Protein content 28-30% for most distiller grains - dry matter basis. Modified Wet Distillers Grain is a partially dried product. Wet Distillers Grain is a non-dried product. Yellow Corn = US #2 Corn is spot bid at selected Ethanol plants as of 8:00 A.M. Distiller Grains with Solubles (DGS) is FOB the plant Ethanol is the spot market, FOB the plant. Prices quoted: corn dollars/bushel, DGS dollars/ton, ethanol dollars/gallon Chicago Board of Trade - month symbols: F January, G February, H March, J April, K May, M June, N July, Q August, U September, V October, X November, Z December; NA=not available, NC=No Comparison, Unch – Unchanged

FLUID MILK & CREAM REVIEW – WEST 09/03/09 - July 2009 POOL RECEIPTS of milk in CALIFORNIA total 2.986 billion pounds, 9.0% lower than last year. The July blend price, at a fat test of 3.51%, is \$9.97, 9 cents lower than June and \$7.86 less than July 2008. The percentage of receipts used in Class 1 products 15.89%. The July quota price is \$11.30 and the over quota price is \$9.60. These prices are 2 cents lower than June and \$7.75 less than a year earlier. Cumulative (YTD through July) pool numbers are running 6.6% lower (adjusted) than during the same period in 2008. The August 2009 4a price (butter/powder) in CALIFORNIA is \$10.21, 19 cents higher than July but \$6.03 lower than last year. The August 2009 4b price (cheese) is \$11.29, \$1.90 higher than July but \$4.85 lower than last year. Both the 4a and 4b prices are at the highest level recorded in 2009. CALIFORNIA milk production conditions are following trends of recent weeks. Weather conditions are generally neutral to the milk cows. Total output is lagging year ago levels. Several processors are reporting intakes at 3-5% lower, give or take, depending on multiple factors affecting the dairy industry including: milk prices, feed costs, herd reductions, sell offs, base plans, weather, ration changes, on farm milk utilization, and others. The impact of less milk in the processing stream is being dealt with by processors moving milk to maximize throughput in the most cost effective manner. The holiday weekend is not expected to cause any problems in handling milk supplies. Bottled milk needs are becoming fully established for school programs and retail orders are fair to good. ARIZONA milk output is showing slight recover as conditions moderate somewhat. Fluid milk continues to be moved out of state to help with shortages elsewhere. There will be no issues handling milk over the holiday and no milk is expected to come into the state for balancing. Currently, local bottled milk interest improved after schools restarted, but has leveled off. Retail orders are mostly steady with milk still being featured in ads and in store promotions. CREAM markets were tightest early in the week with offerings increasing later in the week. Some producers of higher class items were frontloading production schedules ahead of the holiday weekend and they will take down days. Cream for specific packaging, say rBGH-free or state specific, often remains in the tightest position. At midweek on Wednesday, September 2, the CME Group butter price closed at \$1.1700, up 0.25 cents from a week earlier. Cream multiples are holding mostly steady to lower on the bottom of the 113-127 range FOB. Multiples vary depending on class usage and basing points. Temperatures have moderated in the PACIFIC NORTHWEST. Night time temperatures in the 50's have made for comfortable cattle. Schools have started and are drawing fluid supplies to bottlers. Processors are reducing schedules to adapt to available supplies. Spot loads of milk are hard to come by. Good quality forage is available at prices well below last year. NASS reports baled alfalfa hay prices in Washington for mid-August at \$120.00/ton compared to \$250.00/ton last year. In UTAH AND IDAHO farm milk production is lower. School openings have increased demand for fluid milk and processors are seeing reduced receipts. Milk supplies are adequate to fill processors needs. Feed costs for milk producers are lower than last year. According to NASS, baled alfalfa hay prices in Idaho are at \$106.00/ton for mid-August compared to \$215.00/ton a year ago. http://www.ams.usda.gov/mnreports/md_da240.txt

BUTTER– WEST 09/02/09

Butter prices at the CME remain mostly steady. At midweek the CME price was \$1.17. The market has remained unchanged for the last five trading sessions. Cream offerings are trending lower, but demand remains good for available supplies. Retail sales for private label butter are increasing at the expense of branded product. Food service orders remain slow. Butter stocks in CME approved warehouses totaled 99.2 million pounds last week, compared to 97.1 million pounds for the previous week. This compares to 80.9 million pounds in 2008 and 139.1 million pounds in 2007. The normal pattern at this time of year is for stocks to be lowering. This increase is the second in three weeks to go against

the typical trend. According to ERS, commercial disappearance of butter for the first half of the year totals 746.9 million pounds, down 3.8% from last year on a daily average basis or 33.8 million pounds less than 2008. Prices for bulk butter range from 1 cent to 5 cents under the market, based on the CME with various time frames and averages used. http://www.ams.usda.gov/mnreports/md_da440.txt

NONFAT DRY MILK – WEST 09/03/09 – Low/medium heat NDM prices in the West are generally unchanged. The market tone is steady to firm. Increases in index pricing will likely pull up the bottom end of the range over the next few weeks. Buying interest is mixed. Some buyers have coverage and are out of the market. Others are still looking for product; yet don't like the higher prices. Sales under contract are on the light side. Production schedules have been reduced with the declining milk supplies in the region. Producers are moving milk and condensed to keep efficient plants full and do maintenance on other plants. Export interest remains limited outside of DEIP. Export sales of NDM/SMP into the DEIP program have been active during the past week with 2,390 MT (5.3 million pounds) of powder accepted for September-October delivery. Bonuses range from \$130-235 per MT. For the week of August 24-28, the West offered 2.0 million pounds of NDM to the CCC product price support program. No sales have occurred so far this week. Western high heat market prices are mixed, but generally trending higher. Some adjustments to index pricing are being made on the bottom of the range. Supplies are tight with many end users not finding the volumes they desire for their current and future needs. Uncertainty about availability has many buyers trying to extend coverage with some more concerned about coverage than cost.

F.O.B. WEST: Includes EXTRA GRADE and GRADE A

LOW/MEDIUM HEAT: .8900 - 1.0000 MOSTLY: .9200 - .9700
HIGH HEAT: .9400 - 1.0475
http://www.ams.usda.gov/mnreports/md_da640.txt

WEST CHEESE 09/02/09




Trading on the CME at midweek saw blocks close under support level and barrels at support level. Wednesday's heavy trading left barrels at \$1.28 and blocks at \$1.3050. Sales were heavy at the end of last week and prices declined. Prices continued the decline this week with significant volumes being traded. Processors are reporting lighter milk intake volumes. Cheese yields are also lighter at this time of year. Supplies remain adequate for needs due to inventory build up through the summer. The school year is beginning and demand for cheese has increased. With fall approaching, cheese for pizza sales has better interest. According to ERS, Commercial Disappearance of American cheese for the first six months of the year totaled 2,049.6 million pounds, up 85.2 million pounds or 4.9% more than the same period last year on a daily average basis. Disappearance of cheese in the Other category totals 2,997.5 million pounds, up 1.1% from last year or 15.3 million lbs.

WHOLESALE SELLING PRICES: DELIVERED, DOLLARS PER POUND (1000 - 5000 POUNDS MIXED LOTS)

Process 5# Loaf : 1.4975-1.7550
Cheddar 40# Block : 1.5175-1.8700
Cheddar 10# Cuts : 1.6975-1.9175
Monterey Jack 10# : 1.7075-1.8675
Grade A Swiss Cuts 6 - 9# : 2.5900-3.0700

http://www.ams.usda.gov/mnreports/md_da840.txt
USDA Market News Madison, WI 608-250-3206

 Milk Futures - Settlement prices Chicago Mercantile Exchange Pit-Traded prices as of 09/03/09			
Month	Settlement	Pt change	Est. Volume
August 09	11.21	- .01	1
September 09	12.19	Unch	94
October 09	12.40	+ .05	152

ILLINOIS HAY – 09/04/09 All hay prices quoted dollars per ton FOB the farm, small square bales unless otherwise noted. Straw quoted in dollars per bale and by the ton. This report was based on the sale of 1340 tons. The demand for Illinois hay was light to moderate, as sales activity was slow, with prices steady to ten dollars lower. The recent week of mostly sunny weather has allowed many hay producers a chance to put up some good high quality hay. Much of the season, producers have dealt with baling between rain showers. Light demand from the dairy industry continues to weigh on hay prices. Low milk prices have put many dairy buyers in the survival mode. This summer, pastures in Illinois have been in a generally good to excellent condition. This has also lowered demand from both the horse and beef interests; however, some buyers are becoming interested in purchasing some of their winter needs. Demand for straw was moderate, with moderate offerings. A majority of the demand for straw was coming from the landscaping and mulching interests. **Northern:** Hay trading was slow to moderate with prices mostly steady. Demand was light to moderate with moderate to heavy offerings. Straw prices were steady, with moderate demand and moderate offerings. Premium Alfalfa 160-180, 165-170 in big squares; Good Alfalfa 160, 140-150 in big squares, 100 in big rounds; Fair Alfalfa 100-120, 90-110 in big squares, 60-80 in big rounds; Utility Alfalfa 40-60, 60-80 in big squares, 50-60 in big rounds. Premium Mix 160-180, 165 in big squares; Good Mix 140-160, 110-130 in big squares, 80-100 in big rounds; Fair Mix 100-120, 100-130 in big squares, 55-60 in big rounds; Utility 40-60, 60-80 in big squares, 40-60 in big rounds. Premium Grass 120-130; 120-130 in big squares; Good Grass 100-120, 100-120 in big squares and 80 in big rounds; Fair Grass 80-100, 100 in big squares, 60-80 in big rounds; Utility 40-60, 60-80 for big squares and 50 in big rounds. Straw prices were 2.00-2.50 per bale in small squares, 100-120 per ton in small squares, with large squares 70-85, and big rounds at 70. **Central:** Hay sales were light to moderate with prices mostly steady to ten dollars lower. Demand was light with moderate to heavy offerings. Straw prices were steady, with moderate demand and moderate offerings. Premium Alfalfa 160-180, 165 in big squares; Good Alfalfa 140-160, 120-140 in big squares, 100-120 in big rounds; Fair Alfalfa 100-120, 55-60 in big rounds, 70-100 in big squares; Utility Alfalfa 40-60, 60-80 in big squares, and 40-55 in big rounds. Premium Mix 160-170, 160 in big squares; Good Mix 140-160, 110-140 in big squares, 100 in big rounds; Fair Mix 80-100, 100-120 in big squares, 55-60 in big rounds; Utility Mix 40-60, 40-55 in big rounds. Premium Grass 130, 120 in big squares, 100 in big rounds; Good Grass 100-120, 100-120 in big squares, 80-100 in big rounds; Fair Grass 80, 80-100 in big squares and 45-60 in big rounds; Utility 40-60, 60 in big squares, 50 in big rounds. Straw was steady with moderate to good demand. Prices were 2.00-2.50 per bale, 90-120 per ton in small squares and 70-80 in big squares and 45-70 in big rounds. **Southern:** Producers reported hay trading was slow to moderate with light to moderate demand. Prices were mostly steady, with supplies moderate to heavy. Straw prices were steady, with moderate demand and moderate offerings. Premium Alfalfa was 160-180, 160-170 in big squares; Good Alfalfa 140-160, 120-140 in big squares, 90-100 in big rounds; Fair Alfalfa 100-120, 100-120 big squares, 55-60 in big rounds; Utility Alfalfa 40-60, 80 in big squares and 40-60 in big rounds. Premium Mix 160-180, 140-160 big squares; Good Mix 130-160, 110-120 in big squares, 100 in big rounds; Fair Mix 100-120, 90-110 in big squares, 55-60 in big rounds; Utility Mix 40-60, 40-50 in big rounds. Premium Grass 120-140, 100-120 in big squares; Good Grass 100-120, 100-120 in big squares, 80 in big rounds; Fair Grass 80, 45-60 in big rounds, 80 in big squares; Utility Grass 40-60, 30-50 in big rounds. Straw was 2.00-2.50 per bale; 70-80 per ton in big squares, 70 in big rounds and 100-120 in small squares. http://www.ams.usda.gov/mnreports/gx_gr310.txt
USDA Market News, Springfield, IL 217-782-4925

Hamilton's Madison Co. Ag Hay Auction-Bethalto, IL

will resume Dec. 5, 2009 **USDA-IL Dept of AG Market News**
Springfield, IL 217-782-4925
www.ams.usda.gov/mnreports/gx_gr313.txt

Arthur Sale Barn Weekly Hay Report, Arthur, IL

08/31/09 Small squares of hay and straw sold steady to 50 cents lower. Large squares and rounds traded steady to firm. Demand was moderate, with good demand for good quality hay, and moderate to heavy offerings. Receipts: 1773 bales-63.50 tons; Last Week: 1468 bales-63.85 tons; Last Year: None.

Type, Quality	Tons	Per Bale	Wtd. Avg/Bale
Alfalfa Small Squares			
Premium	2.50	5.00	5.00
Good	3.25	3.75-4.75	4.12
Fair	2.50	1.25-1.30	1.27
Utility	3.08	1.00	1.00
Alfalfa Large Squares			
Good 2x3	5.62	37.00-44.00	42.04
Alfalfa-Orchard Grass Mix Small Squares			
Good	2.82	3.25-4.25	3.56
Alfalfa-Mixed Grass Small Squares			
Premium	.50	5.25	5.25
Good	3.05	3.00-4.00	3.51
Fair	.42	1.50	1.50
Alfalfa-Mixed Grass Large Rounds			
Fair	3.50	17.50	17.50
Mixed Grass Small Squares			
Good	2.75	2.00-3.00	2.32
Fair	9.98	1.00-1.75	1.51
Utility	5.90	.50-.60	.56
Mixed Grass Large Rounds			
Fair	9.60	22.00-29.00	26.81
Oat Stubble Small Squares			
Utility	2.63	.50	.50
Oat Stubble Large Squares 2x3			
Utility	2.70	7.50	7.50
Oat Straw Small Squares			
Good	1.12	2.00-3.00	2.09
Wheat Straw Small Squares			
Good	1.58	2.75	2.75
http://www.ams.usda.gov/mnreports/gx_gr312.txt USDA-IL Dept of AG Market News Springfield, IL 217-782-4925			

United Producers Inc. Weekly Auction-Shelbyville, IL

09/01/09 Hay sold mostly steady. Demand was moderate, with light to moderate offerings. All prices are for small square bales on a per bale basis. Receipts: 246 bales-6.15 tons; Last Week: 541 bales-13.52 tons; Last Year: 668 bales-16.30 tons.

Type, Quality	Tons	Per Bale	Wtd. Avg/Bale
Alfalfa			
Premium	.60	5.10	5.10
Good	.62	2.50	2.50
Fair	1.25	1.25	1.25
Utility	.95	.90	.90
Mixed Grass			
Fair	2.73	.75-1.65	1.25
http://www.ams.usda.gov/mnreports/gx_gr311.txt USDA-IL Dept of AG Market News Springfield, IL 217-782-4925			

National Direct Slaughter Cattle

http://www.ams.usda.gov/mnreports/lm_ct154.txt
USDA Market News, St. Joseph, MO 816-238-0678

UTAH HAY – 08/28/09 Hay prices continue weak, with slow trade. Trading was very slow on Dairy quality hay, with many purchases as needed. Lower quality hay demand is very light, on moderate supplies. Confirmed sales 4,275 tons. Cube prices steady on top quality export cubes. Trade slow with demand soft on top quality export cubes. Confirmed sales 1,875 tons. All prices are in dollars per ton, FOB at stack, unless otherwise noted. Bales large and small. Cubes all sales FOB slab, unless noted.
Northern Area: Alfalfa: Supreme No 1 dairy: few 90.00-100.00; Premium Dairy: 80.00-90.00; 1st Crop Alfalfa Standing in Field: 45.00-50.00/ton Premium retail horse sales 100.00-125.00.
Central Area: Alfalfa: Supreme No 1 dairy few 90.00-100.00; Premium Dairy: 80.00-90.00; Premium retail horse sales 100.00-125.00. Alfalfa Cubes: Premium export: 100.00-125.00.
Southern Area: Alfalfa: Supreme No 1 dairy: 90.00-125.00; Premium Dairy: 80.00-90.00; Premium retail horse sales 100.00-125.00. Alfalfa Cubes: Premium export: 100.00-125.00.
Uintah Basin: Premium retail horse sales 100.00-125.00.
USDA-UT Ag Market News, Salt Lake City, UT 801-538-7107
http://www.ams.usda.gov/mnreports/ag_gr310.txt

MINNESOTA HAY - Pipestone Hay and Straw Auction, Pipestone, MN – 09/01/09 All prices per ton, except straw, per bale. Receipts: 42 Loads; Week Ago: 39 Loads; Year Ago: 31 Loads. One load Small Squares equals approximately 5 tons; Large Squares and Large Rounds range from 10-25 tons per load. All classes sold mostly steady. Alfalfa: Large Rounds, 2 loads: Premium 92.50, Good 82.50. Mixed Alfalfa/Grass: Small Squares, 1 load: Premium 135.00. Large Rounds, 6 loads: Good 87.50, Fair 62.50-67.50, Utility 47.50. Grass: Large Rounds, 18 loads: Good 70.00-82.50, Fair 55.00-65.00, Utility 40.00-52.50. Bedding: Small Squares, 2 loads: 1.80-2.05 per bale. Large Squares, 1 load: 27.00 per bale. Large Rounds, 12 loads: 21.00-31.00 per bale.
USDA-SD Dept Ag Market News, Sioux Falls, SD 605-338-4061
www.ams.usda.gov/mnreports/SF_GR314.txt

SO. DAKOTA HAY - East River SD 9-04-09 All prices per ton, unless noted, FOB field or stack. All classes of hay steady, except grinding type hay lower. Demand remains good for higher quality hay, light to moderate demand for lower quality grinding types. Supply of grinding hay remains plentiful. Baling of straw in the area pretty well finished. Alfalfa pellets remain steady. **Alfalfa:** Large squares: Supreme 130.00, Premium 115.00-125.00, Utility 40.00. Large rounds: Good 85.00, Utility 40.00-50.00. Sun-cured Alfalfa pellets: 17 percent 165.00, 15 percent 150.00. **Mixed Alfalfa/Grass:** Large Rounds: Fair 40.00. **Grass:** Large rounds: Premium 100.00. **Bedding:** Large squares: 40.00 in the field, 60.00-65.00 from shed. Large Rounds: 60.00 from shed or yard.
http://www.ams.usda.gov/mnreports/sf_gr311.txt **Midwest Hay and Straw Co.** Alcester, SD – 5/09/09 Was the last sale at this location until Nov. 7, 2009. To view this report, go to: http://www.ams.usda.gov/mnreports/sf_gr312.txt
USDA Market News, Sioux Falls, SD 605-338-4061

Torrington, WY Video & Internet Hay Auction - 7/23/09
EXCERPTS: for this complete report, go to: www.ams.usda.gov/mnreports/to_gr325.txt 2680 Tons Offered-2381 Tons Sold All sales FOB farm or ranch; no hay at auction site. All hay has been tested with results available for each lot. Demand moderate to good with active bidding.

Quality	4X4	3X4	3X3	Lg Round
Alfalfa				
Good/Premium	---	---	---	82.00-90.00
Good	78.00	74.00	75.00	---
Fair	73.00-75.00	71.00	70.00	65.00
Alfalfa/Grass				
Good	---	---	89.00-90.00	---
USDA Market News, Torrington, WY 307-532-4146				

MISSOURI HAY – 09/03/09 With weather typical of fall and a few pop up thunderstorms farmers trying to hay are putting tedders to good use or else having to allow for extra time between cutting and baling for curing. The summers abnormal cool temperatures and adequate moisture has been good for pastures, conditions are rated at 69 percent good to excellent, which is 36 points above normal. Several farmers readying equipment and preparing to harvest grain crops, normally some corn would already be cut but so far no reports other than that being cut for silage and many fields of beans still showing mostly green color. Hay movement remains slow and prices mostly steady. Hay demand is light to moderate the supply is heavy. Missouri Department of Agriculture has a hay hotline available for both buyers and sellers. To be listed, or for a directory, call 1-800-877-4HAY (4429) or visit <http://www.mda.mo.gov/pdf/MOHayDirectory.pdf> (All prices f.o.b. and per ton unless specified and on most recent reported sales prices listed as round bales based generally on 5x6 bales with weights of approximately 1200-1500 lbs). Supreme quality Alfalfa (RFV>185) 150.00-180.00. Premium quality Alfalfa (RFV170-180) 140.00-175.00. Fair to Good quality Alfalfa (RFV130-170) large round bales 80.00-140.00 Small, Large squares 100.00-150.00. Good quality mixed Alfalfa and grass small square bales 3.50-6.50 per bale; 30.00-60.00 per large round bale. Good to Premium quality Prairie hay mostly small squares 80.00-125.00. Fair to good quality Prairie hay mostly large round bales 35.00-75.00, Good to Premium quality Brome 90.00-150.00; Good quality Brome 50.00-120.00. Fair quality Brome some mixed with grass 25.00-50.00 per large round bale. Good to Premium Mixed Grass hay 75.00-125.00. Good quality Mixed Grass hay 40.00-80.00. Fair to Good quality Mixed Grass hay 20.00-40.00 per large round bale. Fair to Good quality Bluestem 40.00 per large round bale. Fair to Good quality Bermuda grass 70.00-100.00 per ton. Good quality Timothy Hay 3.50-5.00 per small square bale. Wheat straw 2.00-4.00 per small square bale. **USDA AMS, Jefferson City, MO 573-751-5618**
www.ams.usda.gov/mnreports/JC_GR310.txt

WYOMING, W. NEBRASKA & W. SO DAKOTA HAY – 09/03/09 Trade and movement slow. Demand moderate. Second and third cutting underway in most. Grasshoppers reported to be a problem in some areas and blister beetle found in central Wyoming. All prices dollars per ton FOB stack in medium to large square bales and rounds, unless otherwise noted. Horse hay in small squares. Prices are from the most recent reported sales. **Eastern WY** Alfalfa: Premium small squares for horses 120.00-135.00; Premium-Supreme 106.00-115.00; Good 75.00-85.00; Fair 60.00-75.00; Utility 50.00. Alfalfa/Grass: Premium 3x3 117.50, small squares 135.00, 4.00-5.00/bale; Good small squares 100.00. Oat hay 60.00. Dehydrated Alfalfa Pellets (17 percent protein) 168.00 delivered wholesale. Wheat Straw 50.00. **Central and Western WY** Alfalfa: Premium for dairy and horses 90.00-120.00; Good 80.00-90.00; Fair 70.00-80.00. Alfalfa Cubes: certified 130.00-135.00. Alfalfa/Grass: Good 80.00-90.00. Oat Hay 60.00-75.00. **Western NE** Alfalfa: small squares for horses 5.00/bale; Good 80.00-85.00; Fair 65.00-75.00. Ground and delivered new crop 90.00-110.00. Mixed Grass: Good 75.00. Wheat Straw 45.00-50.00. **Western SD** Alfalfa: Premium 100.00-110.00; Good 75.00-80.00; Fair 60.00-70.00. Alfalfa/Grass: Good 75.00-80.00; Fair 50.00-70.00. Grass 55.00. **USDA Market News Torrington, WY 307-532-4146**
www.ams.usda.gov/mnreports/to_gr310.txt



The primary function of the Livestock and Grain Market News Branch of the Livestock and Seed Program (LSP) is to compile and disseminate information that will aid producers, consumers, and distributors in the sale and purchase of livestock, meat, grain, and their related products nationally and internationally.

WWW.AMS.USDA.GOV/LSMARKETNEWS