

PB93114643



NOAA Technical Memorandum NMFS-F/NEC-89

**Proceedings**  
**of the NEFC/ASMFC Summer**  
**Flounder, *Paralichthys dentatus*,**  
**Aging Workshop, 11-13 June 1990,**  
**Northeast Fisheries Center**  
**Woods Hole, Mass.**

**U.S. DEPARTMENT OF COMMERCE**  
**National Oceanic and Atmospheric Administration**  
**National Marine Fisheries Service**  
**Northeast Region**  
**Northeast Fisheries Science Center**  
**Woods Hole, Massachusetts**

**January 1992**

REPRODUCED BY  
U.S. DEPARTMENT OF COMMERCE  
NATIONAL TECHNICAL INFORMATION SERVICE  
SPRINGFIELD, VA 22161

## Recent issues in this series

53. **Contaminants in Hudson-Raritan Estuary Water and Influence of Cold Storage upon Its Chemical Composition.** By Anthony Calabrese, Lawrence J. Buckley, and J. Christopher Powell. May 1988. vii + 37 p., 10 figs., 11 tables. NTIS Access. No. PB88-225628/AS.
54. **Epizootic Ulcerative Syndromes in Coastal/Estuarine Fish.** By Carl J. Sindermann. June 1988. v + 37 p., 8 figs., 1 table. NTIS Access. No. PB89-110803/AS.
55. **A Plan for Study: Response of the Habitat and Biota of the Inner New York Bight to Abatement of Sewage Sludge Dumping.** By Environmental Processes Division, Northeast Fisheries Center. June 1988. iii + 34 p., 5 figs., 3 tables, 4 app. NTIS Access. No. PB89-100903/AS.
56. **Characterization of the Middle Atlantic Water Management Unit of the Northeast Regional Action Plan.** By Anthony L. Pacheco, ed. July 1988. v + 322 p., 136 figs., 21 tables. NTIS Access. No. PB89-145262/AS.
57. **An Analysis and Evaluation of Ichthyoplankton Survey Data from the Northeast Continental Shelf Ecosystem.** By Wallace G. Smith, ed. August 1988. xiii + 132 p., 53 figs., 12 tables, 1 app. NTIS Access. No. PB89-122501/AS.
58. **An Indexed Bibliography of Northeast Fisheries Center Publications and Reports for 1987.** By Jon A. Gibson. August 1988. iii + 20 p. NTIS Access. No. PB89-113013/AS.
59. **Surveys of Breeding Penguins and Other Seabirds in the South Shetland Islands, Antarctica, January-February 1987.** By W. David Shuford and Larry B. Spear. September 1988. vii + 27 p., 14 figs., 1 table. NTIS Access. No. PB89-141311/AS.
60. **Survey of Antarctic Fur Seals in the South Shetland Islands, Antarctica, during the 1986-1987 Austral Summer.** By John L. Bengtson, Lisa M. Ferm, Tero J. Harkonen, Everett G. Schaner, and Brent S. Stewart. September 1988. vii + 8 p., 1 fig., 3 tables. NTIS Access. No. PB89-141303/AS.
61. **Fish as Sentinels of Environmental Health.** By Robert A. Murchelano. September 1988. iii + 16 p., 4 figs. NTIS Access. No. PB89-139737/AS.
62. **The Effects of Density Dependent Population Mechanisms on Assessment Advice for the Northwest Atlantic Mackerel Stock.** By W. J. Overholtz, S.A. Murawski, W.L. Michaels, and L.M. Dery. October 1988. v + 49 p., 7 figs., 20 tables. NTIS Access. No. PB89-151948/AS.
63. **Status of the Fishery Resources Off the Northeastern United States for 1988.** By Conservation and Utilization Division. October 1988. iii + 135 p., 51 figs., 52 tables. NTIS Access. No. PB89-130819/AS.
64. **The Shell Disease Syndrome in Marine Crustaceans.** By Carl J. Sindermann. February 1989. v + 43 p., 5 figs., 2 tables. NTIS Access. No. PB89-162523/AS.
65. **Stock Assessment Information for Pollock, *Pollachius virens* (L.), in the Scotian Shelf, Georges Bank, and Gulf of Maine Regions.** By Ralph K. Mayo, Stephen H. Clark, and M. Christina Annand. April 1989. vi + 14 p., 6 figs., 14 tables. NTIS Access. No. PB90-120676/AS.
66. **Guidelines for Estimating Lengths at Age for 18 Northwest Atlantic Finfish and Shellfish Species.** By Judith A. Pentilla, Gary A. Nelson, and John M. Burnett, III. May 1989. iii + 39 p., 18 figs., 19 tables. NTIS Access. No., PB90-120675/AS.
67. **Response of the Habitat and Biota of the Inner New York Bight to Abatement of Sewage Sludge Dumping. Second Annual Progress Report -- 1988.** By Environmental Processes Division, Northeast Fisheries Center. July 1989. vii + 47 p., 39 figs., 11 tables, 3 app. NTIS Access. No. PB90-125444/AS.

(continued on inside back cover)



## NOAA Technical Memorandum NMFS-F/NEC-89

This TM series is used for documentation and timely communication of preliminary results, interim reports, or special purpose information, and has not undergone external scientific review.

# Proceedings of the NEFC/ASMFC Summer Flounder, *Paralichthys dentatus*, Aging Workshop, 11-13 June 1990, Northeast Fisheries Center, Woods Hole, Mass.

**Frank P. Almeida<sup>1</sup>, Raoul E. Castaneda<sup>2</sup>, Roman Jesien<sup>3</sup>,  
Richard E. Greenfield<sup>1</sup>, and John M. Burnett<sup>1</sup>**

<sup>1</sup>*Woods Hole Lab., National Marine Fisheries Serv., Woods Hole, MA 02543-1097*

<sup>2</sup>*Bur. of Finfish, New York Dept. of Environmental Conservation, Stony Brook, NY 11790-2356*

<sup>3</sup>*Horn Point Environmental Lab., Univ. of Maryland, Cambridge, MD 21613*

**U. S. DEPARTMENT OF COMMERCE**  
Rockwell A. Schnabel, Acting Secretary  
**National Oceanic and Atmospheric Administration**  
John A. Knauss, Administrator  
**National Marine Fisheries Service**  
William W. Fox, Jr., Assistant Administrator for Fisheries  
**Northeast Region**  
**Northeast Fisheries Science Center**  
**Woods Hole, Massachusetts**

January 1992

*ia*

## NOTE ON SPECIES NAMES

The Northeast Fisheries Science Center's policy on the use of species names in technical publications and reports is to follow the American Fisheries Society's (AFS) lists of common and scientific names for fishes (Robins *et al.* 1991)<sup>a</sup>, mollusks (Turgeon *et al.* 1988)<sup>b</sup>, and decapod crustaceans (Williams *et al.* 1989)<sup>c</sup>. This policy applies to all issues of the NOAA *Technical Memorandum NMFS-F/NEC* series.

<sup>a</sup> Robins, C.R. (chair), R.M. Bailey, C.E. Bond, J.R. Brooker, E.A. Lachner, R.N. Lea, and W.B. Scott. 1991. Common and scientific names of fishes from the United States and Canada, 5th ed. *Amer. Fish. Soc. Spec. Publ.* 20. 183 pp.

<sup>b</sup> Turgeon, D.D. (chair), A.E. Bogan, E.V. Coan, W.K. Emerson, W.G. Lyons, W.L. Pratt, C.F.E. Roper, A. Scheltema, F.G. Thompson, and J.D. Williams. 1988. Common and scientific names of aquatic invertebrates from the United States and Canada: mollusks. *Amer. Fish. Soc. Spec. Publ.* 16. 277 pp.

<sup>c</sup> Williams, A.B. (chair), L.G. Abele, D.L. Felder, H.H. Hobbs, Jr., R.B. Manning, P.A. McLaughlin, and I. Pérez Farfante. 1989. Common and scientific names of aquatic invertebrates from the United States and Canada: decapod crustaceans. *Amer. Fish. Soc. Spec. Publ.* 17. 77 pp.

## TABLE OF CONTENTS


Introduction .....	1
Review of Age Data Used in Past Assessments of Stock Status .....	1
Spawning Times and Locations .....	2
First-year Growth .....	3
Processing and Aging Methods .....	3
Conclusions .....	4
References Cited .....	6
List of Participants .....	7

## LIST OF TABLES

Table 1. Regions from which representative samples of summer flounder scales were examined, and the agencies/institutions which supplied those samples .....	4
Table 2. Mean lengths at age for male and female summer flounder collected on Northeast Fisheries Center spring and autumn bottom trawl surveys during 1975-89 .....	4

## LIST OF FIGURES

Figure 1. Age composition of NEFC spring bottom trawl survey samples of summer flounder during 1975-89 .....	2
Figure 2. Age composition of NEFC autumn bottom trawl survey samples of summer flounder during 1975-89 .....	2
Figure 3. Age composition of offshore commercial fishery samples of summer flounder during 1982-92 .....	2
Figure 4. Length-frequency distributions of young-of-the-year summer flounder collected during 1988-89 sampling in a New Jersey estuary .....	3
Figure 5. Scale impression of a 26-cm, age-1 summer flounder collected in May from northern waters .....	5
Figure 6. Scale impression of a 31-cm, age-2 summer flounder collected in March from waters off the New Jersey coast .....	5
Figure 7. Scale impression of a 61-cm, age-4 summer flounder collected in May from waters off the New Jersey coast .....	5
Figure 8. Scale impression of a 38-cm, age-2 summer flounder collected in May from southern waters [Figure 6 from Dery (1988)] .....	5



## INTRODUCTION

A workshop to review methods and criteria for aging summer flounder, *Paralichthys dentatus*, cosponsored by the National Marine Fisheries Service's Northeast Fisheries Center\* (NEFC) and the Atlantic States Marine Fisheries Commission was held at the NEFC's Woods Hole Laboratory during 11-13 June 1990. Attendees included representatives of the federal government and of agencies and/or universities in each of the coastal states from Massachusetts to North Carolina (see List of Participants). The workshop consisted of three sessions, with reviews of the use of age data in past assessments, population biology, and first-year growth presented during a plenary session on the first day. The second day was devoted entirely to a review of sample processing techniques and aging methods, and a final plenary session was held on the third day to discuss in detail the results of the previous day's aging session.

The workshop fulfilled a "special topic" recommendation by the Ninth NEFC Stock Assessment Workshop (SAW) (Northeast Fisheries Center 1989). During the Ninth SAW, members of the Summer Flounder Working Group indicated that there was confusion concerning aging interpretations utilized by age readers at the NEFC and in the Atlantic coastal states, particularly with conventions agreed upon at the 1980 Summer Flounder Age and Growth Workshop (Smith *et al.* 1981). The 1980 workshop was held after a review of the available literature on summer flounder age-and-growth parameters indicated that earlier studies were not in agreement. The Ninth SAW recommended that a second workshop be held to review current knowledge concerning the growth dynamics of the species and to confirm that all age readers were interpreting ages similarly.

There are two major differences between aging methods currently utilized and those methods reported during the 1980 workshop. First, scales are exclusively used now, whereas otoliths were used by most participants prior to 1980. Second, based on results of recent analyses, the first distinct annulus measured from the focus is now used to represent first-year growth. Prior to 1980, there had been considerable disagreement concerning the interpretation of the first opaque zone observed on otoliths. During the 1980 workshop, the major conventions agreed upon were: (1) "the first distinct opaque zone away from the core . . . [of the otolith is] . . . formed at age 2," and (2) the mean length at age 1 is about 170-180 mm (Smith and Daiber 1977). Participants at the 1980 workshop also agreed that data presented by Poole (1961) "represented an atypical[-]fast growing year class" since his data indicated that mean length at age 1 was about 251 mm. Recent studies, however, support Poole's observations that summer flounder exhibit very rapid growth in their first year and reach mean lengths of 250-320 mm at age 1 (Szedlmayer *et al.* 1992).

## REVIEW OF AGE DATA USED IN PAST STOCK ASSESSMENTS

A review of age data utilized in analyses of the status of the summer flounder stock north of Cape Hatteras, North Carolina, was presented to demonstrate the effects on population dynamics parameters of incorrectly and/or inconsistently aged fish, and to describe to participants the chronology of aging interpretations utilized since the early 1980s. There have been four analyses of summer flounder stock status conducted at the NEFC. During the first assessment (Fogarty 1981), age data from the commercial fishery during 1976-79 and from NEFC bottom trawl surveys during 1976-81 were adjusted downward by one year (*i.e.*, one year was subtracted from all ages except age 1) in an attempt to conform with the 1980 workshop convention. In the second assessment (Northeast Fisheries Center 1986), the adjusted 1976-79 commercial fishery data and adjusted 1976-81 bottom trawl survey data were again used; in addition, 1982-86 survey data were also adjusted downward. In the third assessment, presented at the Ninth SAW in 1989, the adjusted 1976-79 data from both the commercial fishery and surveys were again used, but 1980-89 data were unadjusted, having been re-aged utilizing current information regarding first-annulus location. Prior to the fourth analysis, a 1990 assessment update, all age data utilized in the assessment were re-aged and are considered to be consistent.

Age-frequency distributions from NEFC spring and autumn bottom trawl survey data from 1975 to 1989 (Figures 1 and 2) indicate that individuals older than about age 5 have rarely been encountered by the survey gear. During the spring surveys, ages 1-2 have dominated the catches, with ages 3 and older rarely comprising greater than five percent of the total. Age 1 has generally been the dominant age in the autumn surveys, however, age 0 has made up a large proportion of the catch in some years (*i.e.*, 1989).

The age composition of the offshore commercial fishery was made up primarily of age 1-2 individuals (Figure 3) during 1982-89, with ages 3 and older generally comprising a small percentage of the total in each year. In 1982 and 1983, however, age 0 individuals made up 12 and 10 percent of the total, respectively. These young individuals, while often large enough to be included in the commercial catch, are generally not available to the offshore fleet due to their estuarine existence during their first year.

The effects of the changes in the age distributions on growth parameters and calculations of yield per recruit and instantaneous total mortality ( $Z$ ) were also presented. The results of these comparative analyses indicated that there was little overall difference in the von Bertalanffy growth parameters ( $L_{\infty}$ ,  $t_0$ , and  $K$ ) or  $F_{\max}$  values between the three assessments, but that  $Z$  values presented at the Ninth SAW (Northeast Fisheries Center 1989) were significantly higher than those estimated in the 1986 assessment (Northeast

\* On 28 July 1991, the Northeast Fisheries Center changed its name to Northeast Fisheries Science Center. The former name has been retained throughout the body of this report, though, since the workshop covered by the report was held prior to the name change.

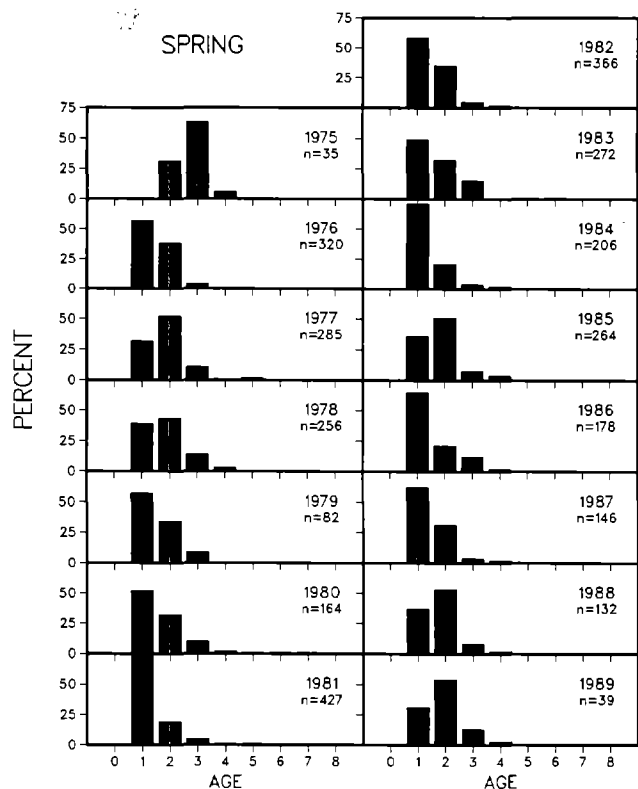


Figure 1. Age composition (percent) of NEFC spring bottom trawl survey samples of summer flounder during 1975-89.

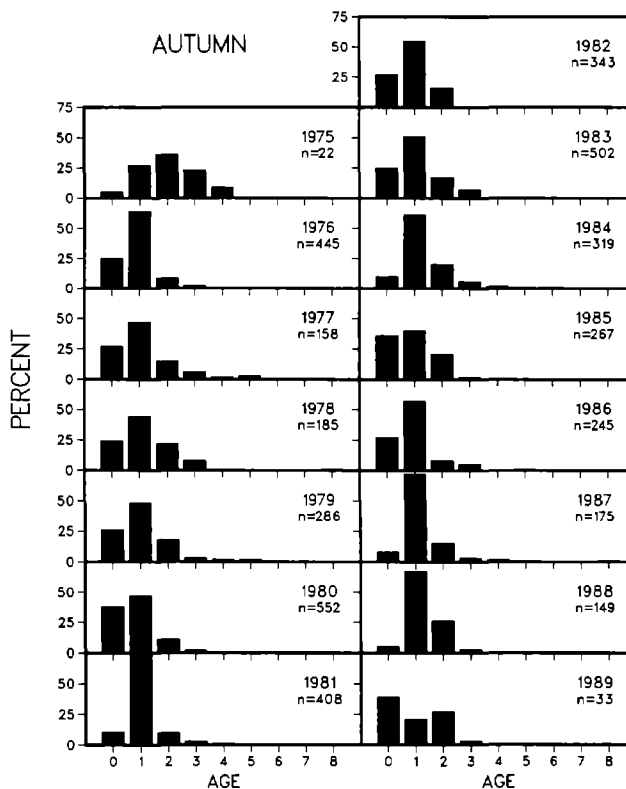


Figure 2. Age composition (percent) of NEFC autumn bottom trawl survey samples of summer flounder during 1975-89.

Fisheries Center 1986), indicating that fishing mortality levels may have been significantly higher than presented in the previous assessments. The implications of these results were not discussed at this workshop since a full review of the changes in fishing mortality was presented at the Ninth SAW.

### SPAWNING TIMES AND LOCATIONS

Current knowledge of spawning periodicity and locations was discussed since it is apparent that the protracted spawning period of this species has had implications on the interpretation of ages for individuals from different areas. There have been several studies to describe the spawning periodicity and locations of summer flounder, including: (1) examination of the distribution of eggs and larvae from monthly surveys along the continental shelf (Herman 1963; Smith and Fahay 1970; Smith 1973); (2) calculation of "maturity indices" of ovary weight/total weight (Morse 1981); and (3) weekly, biweekly, and monthly seine, plankton, and trawl surveys in Middle Atlantic waters (Able *et al.* 1990; Monaghan 1990). Results of these studies indicate that, in general, summer flounder spawning occurs over a very wide area from Georges Bank to Cape Hatteras and from inshore to the edge of the continental shelf. Smith (1973) indicated that the area of greatest abundance of eggs

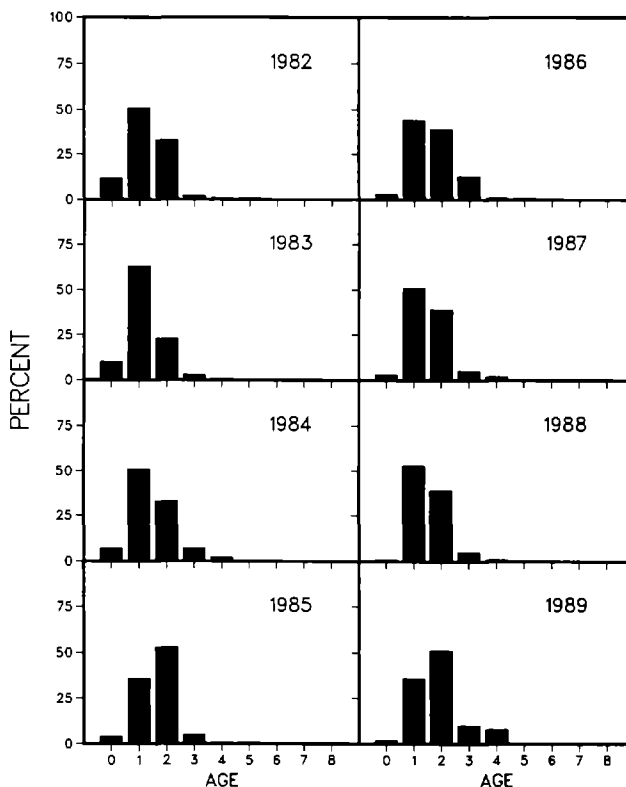


Figure 3. Age composition (percent) of offshore commercial fishery samples of summer flounder during 1982-89.



and larvae during 1965-66 was off the New York-New Jersey coast; however, Able *et al.* (1988) indicated that the center of reproduction during 1980-86 was from New York to Massachusetts.

Spawning begins in the northern areas (Georges Bank and Southern New England waters) as early as September, occurs progressively later further south, and continues as late as March off Virginia and North Carolina. In the northern region, peak spawning occurs in October-November. In North Carolina waters, where the season extends from November to March, peak spawning occurs during the last part of December (R. Monaghan, pers. comm.<sup>b</sup>). It was evident from discussions during the workshop that uncertainty remains concerning spawning behavior of summer flounder, and that additional information defining more specific areas and timing of spawning for this species is necessary.

### FIRST-YEAR GROWTH

A comprehensive study of first year growth and mortality was recently conducted by Szedlmayer *et al.* (1992), a summary of which was presented at the workshop. The objectives of their study were to determine growth and mortality rates of young-of-the-year summer flounder in a New Jersey estuary which was assumed to be representative of the species' estuarine nursery areas. Extensive biweekly and monthly sampling was carried out in the study area with a variety of gear types (*e.g.*, plankton nets, otter trawls, block nets) from November 1988 to October 1989 to document the growth of a single year class during their first year of life. For each successive sampling period, a single length mode was observed that increased in size over the previous period clearly demonstrating that a single, fast-growing cohort was being sampled (Figure 4). Initial samples consisted of metamorphosing larvae that entered the estuary in the winter and early spring (spawned in late autumn); individual fish reached lengths of 200-300 mm total length by the next autumn. None of the larger fish examined had an annulus on either their scales or otoliths. The report also indicated that summer flounder grew at a rate of approximately 2 mm per day during mid-June to early September, one of the fastest rates for juvenile fish reported in the literature. These conclusions are corroborated by data collected during monthly trawl surveys and tagging studies in the Chesapeake Bay area conducted by the Virginia Institute of Marine Science during 1986-89, and by length-frequency data collected during monthly surveys in the Albemarle-Pamlico Sound region conducted by the North Carolina Division of Marine Fisheries during 1987-89.

The results of these studies show that summer flounder inhabiting estuarine areas of the Middle Atlantic states during their first winter can attain lengths of up to at least 300 mm, in support of Poole's (1961) conclusions.

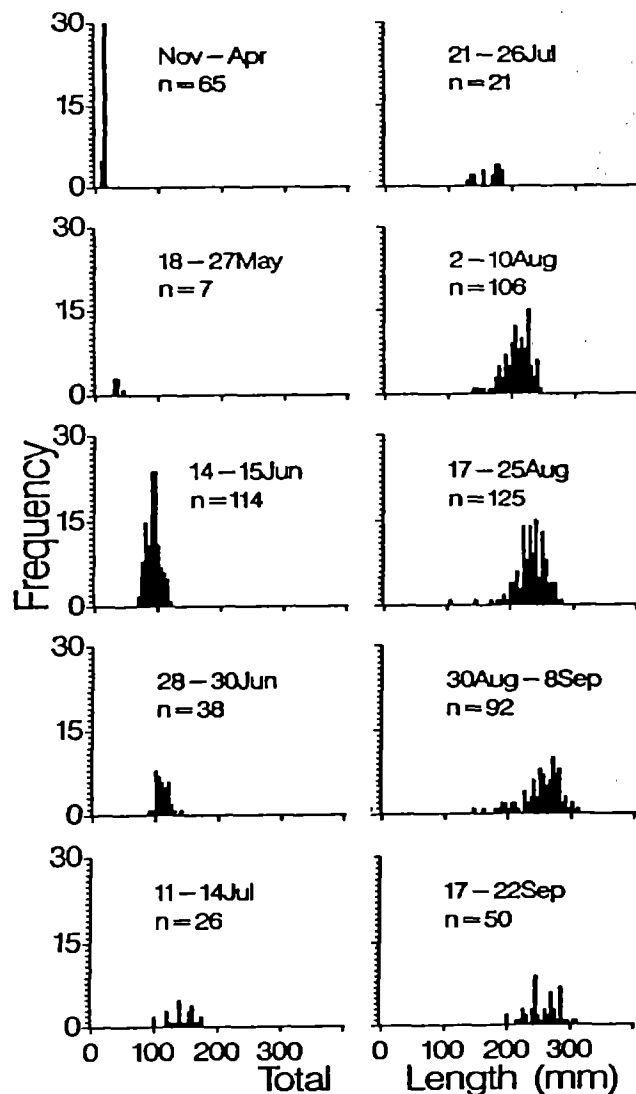


Figure 4. Length-frequency distributions of young-of-the-year summer flounder collected during 1988-89 sampling in a New Jersey estuary (from Szedlmayer *et al.* 1992).

### PROCESSING AND AGING METHODS

During the second day of the workshop, processing methods were examined in detail. Participants agreed that sound processing techniques are necessary in order to provide the age reader with a clear view of annuli and to enable the reader to distinguish these marks from checks or false annuli. All of the participants currently utilize scale impressions when aging summer flounder; the validity of using this structure was provided in Shepherd (1980). The technique for preparing scale impressions is as follows (from Penttila and Dery 1988): after placing several scales, sculptured side up, on a heavy base slide of 1-mm (0.04-inch) thick cellulose acetate, a plastic laminated slide, soft side down, is placed over the scales. A second heavy plastic

<sup>b</sup> North Carolina Division of Marine Fisheries, Morehead City, NC.

Table 1. Regions from which representative samples of summer flounder scales were examined, and the agencies/institutions which supplied those samples

Region	Agency/Institution
Cape Cod - Cape Hatteras	Northeast Fisheries Center
Cape Cod area	Massachusetts Division of Marine Fisheries
Middle Atlantic Bight	New York Department of Environmental Conservation
Long Island Sound	Connecticut Department of Environmental Protection
Virginia	Virginia Marine Resources Commission
Delaware - Cape Hatteras	Virginia Institute of Marine Science
North Carolina	North Carolina Division of Marine Fisheries

slide is then placed over the laminate, and the "sandwich" of slides is rolled through a jeweler's press. The heavy acetate slides act as cushions to equalize the pressure over thin and thick areas of the scales, resulting in a more uniform impression. The impressing procedure, when done in a smooth, continuous motion, avoids distortions on the laminate and provides a clear view of annuli required to age this species.

Following the review of sample processing techniques, participants examined representative samples (approximately 150-200 individuals) from the entire range of the species' distribution (Table 1).

Aging criteria for summer flounder provided in Dery (1988) were accepted by the workshop participants. Major elements are as follows:

- Annuli consist of cutting-over or erosion marks on the scale. A cutting-over mark must be continuous and intersect the ctena to be interpreted as a true annulus. Ctenii only may be used as an area of last resort on scales that are difficult to age.
- Circulus spacing is **not** used as a criterion for annulus interpretation.
- The first annulus is interpreted as the first continuous cutting-over mark formed on the scale.
- For summer flounder in more northerly waters (*e.g.*, off Southern New England and New Jersey), the distance from the focus to the first annulus is relatively great, reflecting 18 to 21 months of growth from hatching to formation of the first cutting-over mark (second spring following hatching) (Figures 5 and 6). Annulus formation generally occurs in late spring - early summer in this region.
- Further south, with a later spawning season, the distance from the focus to the first annulus is diminished,

Table 2. Mean lengths (cm) at age for male and female summer flounder collected in Northeast Fisheries Center spring and autumn bottom trawl surveys during 1975-89

Sex	Age					
	0	1	2	3	4	5
	Spring Surveys					
Male	-	26.4	35.5	43.6	49.8	50.0
Female	-	26.5	39.2	46.5	56.4	60.7
	Autumn Surveys					
Male	26.6	34.8	41.1	47.3	50.7	53.7
Female	26.2	38.2	46.8	54.1	59.0	66.6

reflecting 10-16 months of growth (Figures 7 and 8). In this region, annulus formation may occur as early as January or February.

Mean lengths at age from samples collected during NEFC bottom trawl surveys in the spring and autumn, following the standard convention of a common January 1 birthdate, demonstrate the rapid growth of this species. Table 2 lists mean lengths at age from combined 1975-89 surveys, showing that females grow faster and attain greater lengths than males.

## CONCLUSIONS

During the plenary session held on the third day of the workshop, participants agreed on the following general conclusions:

1. There is consistency in aging techniques and interpretations for summer flounder throughout the coastal



Figure 5. Scale impression of a 26-cm, age-1 summer flounder collected in May from northern waters [Figure 4 from Dery (1988)].



Figure 6. Scale impression of a 31-cm, age-2 summer flounder collected in March from waters off the New Jersey coast [Figure 7 from Dery (1988)].



Figure 7. Scale impression of a 61-cm, age-4 summer flounder collected in May from waters off the New Jersey coast [Figure 12 from Dery (1988)].



Figure 8. Scale impression of a 38-cm, age-2 summer flounder collected in May from southern waters [Figure 6 from Dery (1988)].

state & federal agencies and universities conducting research on this species. This consistency may preclude the need for formal age structure exchanges; however, informal interactions between neighboring states are encouraged to ensure that aging reliability is maintained.

2. Recent studies have established that first-year growth of this species is extremely rapid, explaining the con-

fusion during the 1980 Summer Flounder Age and Growth Workshop concerning the interpretation of first annulus location.

3. There is still some uncertainty concerning the spawning time of summer flounder in northeastern waters which may confound some studies, *e.g.*, species/stock distribution; however, this uncertainty does not affect aging interpretations.

## REFERENCES CITED

- Able, K.W.; Matheson, R.E.; Morse, W.W.; Fahay, M.P.; Shepherd, G. 1990. Patterns of summer flounder, *Paralichthys dentatus*, early life history in the Mid-Atlantic Bight and New Jersey estuaries. *Fish. Bull. (U.S.)* 88(1):1-12.
- Dery, L.M. 1988. Summer flounder, *Paralichthys dentatus*. In: Penttila, J.; Dery, L.M., eds. Age determination methods for Northwest Atlantic species. NOAA Technical Report NMFS 72:97-102. Available from: U.S. Government Printing Office, Washington, DC.
- Fogarty, M.J. 1981. A review and assessment of the summer flounder, *Paralichthys dentatus*, fishery in the Northwest Atlantic. Woods Hole Laboratory Reference Document No. 81-25; 54p. Available from: National Marine Fisheries Service, Woods Hole, MA.
- Herman, S.S. 1963. Planktonic fish eggs and larvae of Narragansett Bay. *Limnol. Oceanogr.* 8:103-109.
- Monaghan, J.P., Jr. 1990. Study III - Paralichthid flounders. In: Annual progress report for Project F-29-5, Marine Fisheries Research. Available from: N.C. Division of Marine Fisheries, Morehead City, NC.
- Morse, W.W. 1981. Reproduction of the summer flounder, *Paralichthys dentatus* (L.). *J. Fish Biol.* 19:189-203.
- [Northeast Fisheries Center.] 1986. Report of Third NEFC Stock Assessment Workshop (Third SAW). Woods Hole Laboratory Reference Document No. 86-14; 98p. Available from: National Marine Fisheries Service, Woods Hole, MA.
- [Northeast Fisheries Center.] 1989. Report of the Fall 1989 NEFC Stock Assessment Workshop (Ninth SAW). Northeast Fisheries Center Reference Document 89-08; 71p. Available from: National Marine Fisheries Service, Woods Hole, MA.
- Penttila, J.; Dery, L.M., editors. 1988. Age determination methods for Northwest Atlantic species. NOAA Technical Report NMFS 72; 135p. Available from: U.S. Government Printing Office, Washington, DC.
- Poole, J.C. 1961. Age and growth of the fluke in Great South Bay and their significance to the sport fishery. *N.Y. Fish Game J.* 8(1):1-18.
- Shepherd, G. 1980. A comparative study of ageing methods for summer flounder (*Paralichthys dentatus*). Woods Hole Laboratory Reference Document No. 80-13; 26p. Available from: National Marine Fisheries Service, Woods Hole, MA.
- Smith, R.W.; Daiber, F.C. 1977. Biology of the summer flounder, *Paralichthys dentatus*, in Delaware Bay. *Fish. Bull. (U.S.)* 75(4):823-830.
- Smith, R.W.; Dery, L.M.; Scarlett, P.G.; Jearld, A. 1981. Proceedings of the Summer Flounder, *Paralichthys dentatus*, Age and Growth Workshop, 20-21 May 1980, Northeast Fisheries Center, Woods Hole, Massachusetts. NOAA Technical Memorandum NMFS-F/NEFC-11; 30p. Available from: National Marine Fisheries Service, Woods Hole, MA.
- Smith, W.G. 1973. The distribution of summer flounder, *Paralichthys dentatus*, eggs and larvae on the continental shelf between Cape Cod and Cape Lookout, 1965-66. *Fish. Bull. (U.S.)* 71:527-548.
- Smith, W.G.; Fahay, W.P. 1970. Description of eggs and larvae of the summer flounder, *Paralichthys dentatus*. U.S. Fish & Wildlife Service Research Report 75; 21p. Available from: U.S. Fish & Wildlife Service, Washington, DC.
- Szedlmayer, S.T.; Able, K.W.; Roundtree, R.A. 1992. Summer flounder, *Paralichthys dentatus*, growth and temperature induced mortality during the first year in southern New Jersey. *Copeia* 1992: 120-128.

## LIST OF PARTICIPANTS

---

**Ken Able**  
Rutgers University

**Frank Almeida\***  
Northeast Fisheries Center

**Darrin Alves**  
Northeast Fisheries Center

**Thomas Angell**  
Rhode Island Division of Fish & Wildlife

**Jay Burnett**  
Northeast Fisheries Center

**Raoul Castaneda\***  
New York Department of Environmental Conservation

**Stephen Clark**  
Northeast Fisheries Center

**Steven Correia**  
Massachusetts Division of Marine Fisheries

**Joseph Desfosse**  
Virginia Institute of Marine Science

**Kurt Gottschall**  
Connecticut Department of Environmental Protection

**Cynthia Gray**  
Rhode Island Division of Fish & Wildlife

**Richard Greenfield**  
Northeast Fisheries Center

**Randy Gregory**  
North Carolina Division of Marine Fisheries

**Penny Howell**  
Connecticut Department of Environmental Protection

**Blanche Jackson**  
Northeast Fisheries Center

**Roman Jesien**  
University of Maryland

**Stewart Michels**  
Delaware Division of Fish and Wildlife

**Rick Monaghan**  
North Carolina Division of Marine Fisheries

**Nancy Munroe**  
Northeast Fisheries Center

**Rob O'Reilly**  
Virginia Marine Resources Commission

**Apostolos Pappas**  
Northeast Fisheries Center

**Anne Richards**  
Northeast Fisheries Center

**Richard Satchwill**  
Rhode Island Division of Fish & Wildlife

**Gary Shepherd**  
Northeast Fisheries Center

**Vaughn Silva**  
Northeast Fisheries Center

**Richard Sisson**  
Rhode Island Division of Fish & Wildlife

**Mark Terceiro**  
Northeast Fisheries Center


---

\* Coconvenors



(continued from inside front cover)

68. **MARMAP Surveys of the Continental Shelf from Cape Hatteras, North Carolina, to Cape Sable, Nova Scotia (1984-87). Atlas No. 3. Summary of Operations.** By John D. Sibunka and Myron J. Silverman. July 1989. iv + 197 p., 36 figs., 2 tables. NTIS Access. No. PB90-160656/AS.
69. **The 1988 Experimental Whiting Fishery: A NMFS/Industry Cooperative Program.** By Frank P. Almeida, Thurston S. Burns, and Sukwoo Chang. August 1989. v + 16 p., 9 figs., 11 tables, 1 app. NTIS Access. No. PB90-160664/AS.
70. **Summer Distribution of Regulated Species on Georges Bank with Reference to the 1988 Experimental Whiting Fishery.** By Frank P. Almeida, Sukwoo Chang, and Thurston S. Burns. September 1989. v + 25 p., 74 figs., 1 table. NTIS Access. No. PB90-206525/AS.
71. **Allocation of Statewide-Reported MRFSS Catch and Landings Statistics between Areas: Application to Winter Flounder.** By Frank P. Almeida. September 1989. v + 18 p., 5 figs., 6 tables, 2 app. NTIS Access. No. PB90-246745.
72. **Status of the Fishery Resources off the Northeastern United States for 1989.** By Conservation and Utilization Division, Northeast Fisheries Center. December 1989. iv + 110 p., 50 figs., 93 tables. NTIS Access. No. PB90-170622/AS.
73. **Surface and Bottom Temperature Distribution for the Northeast Continental Shelf.** By David G. Mountain and Tamara J. Holzwarth. December 1989. iii + 32 p., 31 figs. NTIS Access. No. PB90-252172/AS.
74. **Shell Disease of Crustaceans in the New York Bight.** By C.J. Sindermann (chair.), F. Csulak (EPA coord.), T.K. Sawyer (rapp.), R.A. Bullis, D.W. Engel, B.T. Estrella, E.J. Noga, J.B. Pearce, J.C. Rugg, R. Runyon, J.A. Tiedemann, and R.R. Young. December 1989. vii + 47 p., 7 figs., 4 tables, 4 app. NTIS Access. No. PB90-195058/AS.
75. **An Indexed Bibliography of Northeast Fisheries Center Publications and Reports for 1988.** By Jon A. Gibson. December 1989. iii + 32 p. NTIS Access. No. PB91-112912.
76. **Finfish Maturity Sampling and Classification Schemes Used during Northeast Fisheries Center Bottom Trawl Surveys, 1963-89.** By Jay Burnett, Loretta O'Brien, Ralph K. Mayo, Jeffrey A. Darde, and Margot L. Bohan. December 1989. iii + 14 p., 11 tables, 1 app. NTIS Access. No. PB91-128389/AS.
77. **Shell Disease among Red Crabs Inhabiting Submarine Canyons of the New York Bight.** By Randall R. Young. December 1989. iii + 9 p., 18 figs., 5 tables. NTIS Access. No. PB90-194762/AS.
78. **Seasonal Distribution Patterns of Commercial Landings of 45 Species off the Northeastern United States during 1977-88.** By Sukwoo Chang. October 1990. v + 130 p., 246 figs. NTIS Access. No. PB91-160846.
79. **Contaminants in Sediment and Fish Tissue from Estuarine and Coastal Sites of the Northeastern United States: Data Summary for the Baseline Phase of the National Status and Trends Program Benthic Surveillance Project, 1984-1986.** By Vincent S. Zdanowicz and Donald F. Gadbois. December 1990. x + 138 p., 67 figs., 21 tables. NTIS Access. No. PB92-147453/AS.
80. **Distribution of Sexually Immature Components of 10 Northwest Atlantic Groundfish Species Based on Northeast Fisheries Center Bottom Trawl Surveys, 1968-86.** By Susan E. Wigley and Wendy L. Gabriel. January 1991. iv + 17 p., 23 figs., 3 tables. NTIS Access. No. PB92-101617.
81. **Status of the Fishery Resources Off the Northeastern United States for 1990.** By Conservation and Utilization Division, Northeast Fisheries Center. January 1991. iv + 130 p., 50 figs., 82 tables. NTIS Access. No. PB91-213785.
82. **Response of the Habitat and Biota of the Inner New York Bight to Abatement of Sewage Sludge Dumping: Third Annual Progress Report--1989.** By Anne L. Studholme, Merton C. Ingham, and Anthony Pacheco, eds. February 1991. vi + 57 p., 74 figs., 20 tables, 1 app. NTIS Access. No. PB91-208199.



Information Services Unit  
Northeast Fisheries Science Center  
National Marine Fisheries Service, NOAA  
166 Water St.  
Woods Hole, MA 02543-1097

THIRD CLASS MAIL

## PUBLICATIONS AND REPORTS OF THE NORTHEAST FISHERIES SCIENCE CENTER

NOAA's National Marine Fisheries Service (NMFS) seeks to "achieve a continued optimum utilization of living resources for the benefit of the Nation." As the research arm of the NMFS's Northeast Region, the Northeast Fisheries Science Center (NEFSC) supports the NMFS mission by "planning, developing, and managing multidisciplinary programs of basic and applied research to: (1) better understand the living marine resources (including marine mammals) of the Northwest Atlantic, and the environmental quality essential for their existence and continued productivity; and (2) describe and provide to management, industry, and the public, options for the utilization and conservation of living marine resources and maintenance of environmental quality which are consistent with national and regional goals and needs, and with international commitments." To assist itself in providing data, information, and advice to its constituents, the NEFSC issues publications and reports in four categories:

**Technical Memorandums**--Issued irregularly as the *NOAA Technical Memorandum NMFS-F/NEC* series. Series includes: data reports of long-term or large area studies; synthesis reports for major resources or habitats; annual reports of assessment or monitoring programs; documentary reports of oceanographic conditions or phenomena; manuals describing field and lab techniques; literature surveys of major resource or habitat topics; findings of task forces or working groups; and summary reports of scientific or technical workshops. Issues receive thorough internal scientific review and editing. Limited free copies are available from authors or the NEFSC. Issues are also available from the National Technical Information Service, 5285 Port Royal Rd., Springfield, VA 22161.

**Reference Documents**--Issued irregularly as the *Northeast Fisheries Science Center Reference Document* series. Series includes: data reports on field and lab observations or experiments; progress reports on continuing experiments, monitoring, and assessments; and background papers for scientific or technical workshops. Issues receive minimal internal scientific review and no technical editing. No subscriptions. Free distribution of single copies.

**Information Reports**--Issued in several series, including: *Research Highlights* (6-12 times per year); *End-of-Year Report* (annual); *News Release* (irregular); *Fishermen's Report* (up to four times per year); and *The Shark Tagger* (two times per year). Content is timely, special-purpose data and/or information. Level of scientific review and technical editing varies by series. All series available through free subscription except for *The Shark Tagger* which is available only to participants in the NMFS Cooperative Shark Tagging Program.

**Information Pamphlets**--Issued irregularly as the *Information Pamphlet* series. Series includes easy-to-read summaries of the practical applications and implications of NEFSC research findings to current popular concerns. A list of available pamphlets can be obtained upon request. No subscriptions. Free distribution of single copies. Multi-copy requests considered, subject to supply.

To obtain a copy of a Technical Memorandum or a Reference Document, or to subscribe to an Information Report, write: Information Services Unit, Northeast Fisheries Science Center, 166 Water St., Woods Hole, MA 02543-1097. An annual list of NEFSC publications and reports is available upon request at the above address. Any use of trade names in any NEFSC publication or report does not imply endorsement.