



How to Plan a Water Resources Project with the U.S. Army Corps of Engineers

A Guide for Tribal Governments



2nd Edition, 2012





**How to Plan a Water Resources Project
With the US Army Corps of Engineers:
A Guide for Tribal Governments**


**USACE Tribal Nations Community of Practice
2011**







Table of contents



Introduction

I.	About the Corps.....	1
II.	First Steps.....	3
III.	Corps Mission Areas.....	4
IV.	Authorities and Programs of the Corps.....	6
V.	The USACE Budget Cycle.....	10
VI.	Cost Sharing.....	11
VII.	Steps in Carrying out a Project.....	12
VIII.	Putting it all Together.....	16
X.	Useful Websites and Contacts.....	17







Introduction

The Tribal Nations Community of Practice has written this booklet to provide you, our Tribal partners, with a better understanding of how best to work with the US Army Corps of Engineers (Corps). Our processes and methods can be perceived as complex, and we hope to make them clearer for you.

The Corps has a Tribal Policy based on six principles:


- Recognize Tribal sovereignty
- Honor the Trust responsibility
- Engage in government-to-government relationships
- Engage in pre-decisional consultation
- Protect natural and cultural resources when possible
- Promote economic capacity building and growth

We strive to honor our unique legal relationship with you and recognize that each Tribe possesses unique issues, decision processes, cultures, and beliefs. This booklet has been written with that in mind—to help you get to know us better, and for us to serve you better now, and in the future.

The Corps partners with many Tribes on water resources and related projects. Some of these partnerships have resulted in innovative collaborations on current issues; others take steps to address long-standing concerns. Examples of successful partnerships include the ongoing Walla Walla River restoration efforts with the Confederated Tribes of the Umatilla Indian Reservation, and along the Rio Grande with the Pueblos of Santa Ana, San Ildefonso, Ohkay Owingeh and Santa Clara.

One thing the Corps has learned is that we need your knowledge and perspectives on local conditions, ecosystems, and terrain to develop better projects. Much of what you know has been passed down orally and we must listen to your collective expertise. You have much to teach us about the land and the water that we do not know.





Our willingness to learn from each others' strengths can only result in stronger relationships and better projects. Initiating a project with us is relatively straightforward. You, as a potential non-Federal project sponsor, write a letter to the local District describing the issue and how you think the Corps can help.

The contents of this guide are basically as follows:

- Overview of the Corps including core missions, organization, and key contacts within the organization;
- Our missions, programs, and legislative "authorities" - our program and what Congress empowers us to do.
- Our budget cycle, showing how each phase of the project is funded and the timeline for receiving funding through Congressional appropriations and from partners;
- An explanation of cost-sharing;
- How a project is developed, with descriptions of each phase-actions to be completed, and products produced;

- Partnership agreements; rights and responsibilities of a partner; and,
- A brief summary, pulling it all together.


We hope this booklet will be a useful resource for Tribal governments in explaining our project partnership process. The Corps looks forward to many fruitful and cordial relationships with you that extend beyond the project into friendships with you and your Tribe.

You are always welcome to visit your local District, regional Division office, or Headquarters at any time.

It's your project—The Corps helps you get there!

Mark Gilfillan
Ron Kneebone
Elliott Porter
Georgeie Reynolds
Chip Smith


February 2011



I. About the Corps

The US Army Corps of Engineers (USACE) is a Federal agency within the Department of Defense, a Major Army command, and the world's largest public engineering, design and construction management organization. Its Headquarters is in Washington, DC (441 G St., NW, Washington, DC 20314). The head of the Corps is a Lieutenant General (3 stars), called the Chief of Engineers.

We have a long and illustrious history, dating to 1775 when the Continental Army was established and the first Chief of Engineers appointed. Army Engineers have served in every major battle and war in US history. During the 19th century, the Corps began expansive navigation programs along the Missouri and Mississippi Rivers. Army Engineers also stood guard over Nome, Alaska, during the Gold Rush, and built military bases and major roads during World War II. Today, the Corps is designing and building projects in over 80 countries, including infrastructure for our troops and for the citizens of war-torn countries.



USACE Organization

The Corps works hand-in-hand with the Assistant Secretary of the Army for Civil Works [ASA(CW)], a Presidential appointee who oversees the Corps civil works mission, recommends authorizations and legislation, develops the annual civil works budget, and provides policy guidance for the agency.

At Corps Headquarters (HQUSACE) most of the responsibility for civil works is delegated to the Deputy Commanding General for Civil and Emergency Preparedness, a two-star general who reports directly to the Chief of Engineers. HQUSACE is responsible for organizational leadership of the agency, efficient and consistent allocation of resources, policy guidance on projects and programs, and maintaining a liaison with Congress.

Division Offices, also called Major Subordinate Commands (MSCs), are regional offices that report to Headquarters and, are headed by Division Commanders, usually Brigadier or Major Generals. Project information is commonly reviewed and approved through our regional "centers" and then passes up to HQUSACE/ASA(CW).



Fig. 1 Civil Works Boundaries

There are eight division offices. They are located in Atlanta GA, New York NY, Vicksburg MS, Dallas TX, San Francisco CA, Cincinnati OH, Portland OR, and Honolulu HI. Please refer to the map (Figure 1) for the locations of Division and District offices.

There are 38 District offices in the United States, that include Alaska and Hawaii, headed by Lieutenant Colonels or Colonels, called District Engineers (DEs) or District Commanders. The Districts are the local Corps offices responsible for conducting civil works studies, projects and programs on the ground—the District

is the primary level of contact for sponsors like you for developing and carrying out projects. It is where most of the activity takes place. Some divisions, due to unusually large or complex geographic areas, are further divided into regional or area offices under District offices.

The decentralized nature of the Corps ensures that partnerships are handled primarily by local staff who understand water resource issues and opportunities in the area, as well as the needs and preferences of local citizens. Many decisions are made at the District level. It is therefore essential to know your local Corps District.

II. First Steps

It is essential to understand the two separate legislative processes that create a successful Corps' project: authorization and appropriations.


Authorization refers to the requirement that Congress 'authorize' or assign responsibility for a particular area of Federal interest to the Corps. A project or program is authorized if Congress decides it falls under our jurisdiction, whether it is a very large and complex program, like the Florida Everglades, or a small project like armoring a stream in Kansas to prevent erosion.

Authorizations for Corps projects and programs normally appear in a series of recurring laws known as Water Resources Development Acts (WRDA) developed by the House Committee on Transportation and Infrastructure (T&I) or the Senate Committee on Environment and Public Works (E&PW). Individual WRDA bills are developed intermittently at the discretion of Congress.

An appropriation assigns funding to the Corps to carry out the activities Congress has authorized. Appropriations are made annually through the Energy

and Water Appropriations Bill through the House and Senate Subcommittees on Energy and Water within the Appropriations Committees of both chambers to fund all Corps Civil Works programs. The amount of funding allocated to a specific program is completely at the discretion of Congress.

It's important to remember that both of these congressional activities are distinct, and each is carried out by different congressional committees with different schedules. In some cases, authorized projects may lack the appropriations necessary to implement your project. Congressional awareness of your project is advisable.





III. Major Corps Civil Works Mission Areas

The Corps' mission is to "Provide vital public engineering services in peace and war to strengthen our Nation's security, energize the economy and reduce risks from disasters." See Figure 2 for the Corps' main mission areas.

Over the 225th history of the Nation, Congress has authorized numerous Corps programs to fulfill its mission for the Nation.

■ **Navigation:** Assist in the development and maintenance of waterways to ensure safety and efficiency in waterborne commerce.

■ **Ecosystem Restoration:** To return degraded natural areas or ecosystems to partially or fully functioning natural systems.

■ **Flood Risk Management:** To implement structural and non-structural solutions to protect against flooding that endangers life and property across the country.






Fig. 2 Major Corps Civil Works Mission Areas





IV. Authorities and Programs of the Corps

The Corps partners with non-Federal sponsors on a variety of projects across all of our mission areas. Depending on the type of project, there may be an existing authority (legislation) to do work. If not, specific authorization from Congress is needed. Below is a description of the types of projects the Corps typically does with partners. Sections mentioned, such as 1135, are sections of WRDA authorization laws. A program or project authorized under WRDA continues to be known by the section of the bill in which it was originally enacted. For example, the Tribal Partnership Program (Section 203) was authorized in WRDA 2000. It was amended as Section 2011 of WRDA 2007, but continues to be known as Section 203.

Continuing Authorities Program (CAP):

Relatively small projects dealing with flood plain management, flood control, ecosystem restoration, erosion control and stream bank protection fall under the CAP program, which is funded by Congress. Projects are cost shared and usually require no further congressional authorization to proceed to construction. Several authorities come under the CAP program. Some of the most relevant ones are listed below.

- *Aquatic Ecosystem Restoration, (Section 206):* Improves and restores aquatic ecosystems in a cost-effective manner to improve the environment and add value to the public. The Reconnaissance phase is at 100% Federal expense. The Feasibility phase is cost shared 50/50. Construction is cost shared 65% Federal and 35% Non-Federal. It has been used extensively by Tribes to restore the bosque along the Rio Grande.
- *Emergency Stream bank and Shoreline Erosion (Section 14):* Provides emergency stream bank and shoreline protection to prevent damage to public facilities such as roads, bridges, hospitals, schools and water treatment plants.
- *Flood Damage Reduction (Section 205):* Modifications to existing infrastructure to provide protection from frequent or recurring flooding; planning and construction of flood control works such as levees, channels and dams.

- **Hurricane and Storm Damage Reduction (Section 103):** Provides protection or restoration of public shorelines by the construction of revetments, groins and jetties.
- **Navigation Improvements (Several authorities):** Projects include dredging of channels, widening of turning basins and construction of navigation aids.
- **Project Modification for Improvement to the Environment (Section 1135):** Projects modify existing structures and operations of Corps facilities with the primary goal of improving the environment or when a project has contributed to the degradation of environmental quality.

Other useful authorities and programs include:

Emergency Operations Program: In cases when a disaster exceeds the capabilities of a Tribe, state or community, the Corps can provide needed additional assistance at the request of the affected group. In situations where there is an immediate threat to life and property, Tribes and local communities should work with state emergency response


agencies who would contact the Corps. Two laws govern our role in emergency operations--PL 84-99 (Flood Control and Coastal Emergency Act) and the Stafford Act (Stafford Disaster Relief and Emergency Assistance Act of 1974). The Federal Emergency Management Agency (FEMA) is the lead Federal agency under the Stafford Act. The Corps must be tasked by FEMA to carry out our responsibilities under this Act. The local Corps emergency operations office can give you more information.

Flood Risk Management Services Program

Allows the Corps to provide non-Federal partners with flood hazard information, technical services and planning guidance free of charge.

Individually Authorized Studies and Projects:

This is the most common form of Corps partnership. The agency jointly conducts a study with the sponsor, and if shown feasible, constructs or implements the project. This approach requires that Congress provide a specific authorization for the study and a second for the construction and implementation phase. These projects are normally listed in sections of WRDA, but are usually



referred to by their names instead. For example, Section 455 of WRDA 2000 is known as Chickamauga Lock and Dam, TN.

International and Interagency Support (IIS): is a 100% reimbursable program that can use funds from other Federal agencies, such as HUD, to construct projects in Indian Country.

Native American Lands Environmental Mitigation Program (NALEMP): This is a program under the Department of Defense that is carried out by the Corps that uses cooperative agreements with Federally recognized Tribes to remediate contamination caused by the military when lands were appropriated for its use. Tribes are commonly funded to perform the clean-up through a cooperative agreement with DoD. For more information, go to <https://www.denix.osd.mil/portal/page/portal/NA>.


Planning Assistance to States and Tribes Program (Section 22): Many Tribes have used this useful authority successfully. In cooperation with a Tribe or State, the Corps offers technical planning services in support of creating a comprehensive water resource strategy for the development, use and conservation of water and related land resources.

Regulatory Program:

The Corps regulates various activities affecting certain water resources under Section 404 of the Clean Water Act and Section 10 of the Rivers and Harbors Act, including any work that modifies a navigable water of the United States, and placing dredged or fill material into any waters of the United States, including wetlands. Such activities require Corps permits even on private and Trust lands.

Tribal Partnership Program (Section 203):

This is a study authority that enables the Corps to spend up to 100K on a reconnaissance study of various water resources and related issues. Specified topics include flood damage reduction, environmental restoration and protection, watershed planning, cultural resources studies, and “such other projects as the Secretary determines to be appropriate,” thus opening the door to many potential kinds of study. If a Federal interest is identified during the reconnaissance phase, the project goes into feasibility with a cost-share agreement. Typically, the cost share is 50/50 and in-kind contributions are allowed watershed planning, however, is cost-shared 75/25. The Bureau of Indian Affairs must be contacted during the course of a study.




Additionally, there are individual authorities for specific projects or programs that are inserted into WRDA's by Congress as a result of requests from constituents. Some of these apply exclusively to Tribes. For example, Section 520 of WRDA 1999 authorizes the Corps to provide technical, planning and design assistance for watershed management, restoration and development on the Navajo Nation in AZ, NM and UT.

There are also other authorities that can be of help. Visit <http://www.usace.army.mil/CECW/PlanningCoP/pages/planlib.aspx> for a wealth of information. See especially the Civil Works Policy Pocket Reference, the first title under

Study Process. This publication lists each authority, including all CAP programs, and notes its cost share and whether in-kind contributions are allowed.

Also, get to know the planners and project managers at the nearest Corps District. They can help you wade through all the information in print and on the web.



V. The Corps Budget Cycle

The Corps gets funding for its civil works program through the Federal budget cycle. This cycle spans a 20 month period and overlaps with one execution cycle. What this means is that the budget under development in any given year will not be executed until two fiscal years later. In other words, Corps programmers juggle three different budgets in one year. Understanding this budget sequence is critical to the successful implementation of your project for a couple of reasons.

First, it will be extremely rare for funds to be immediately available to start your project. Funding for specific projects will typically not be available for two years from the time you approach the Corps for assistance. If the action you require is one of critical immediate need, it is unlikely that Corps programs will work for you, unless the activity is emergency in nature.

Second, as we discuss in more detail in the next section, Corps' programs require the sharing of project costs by you, the project sponsor. Project execution is greatly facilitated by coordinating the timing of your community's budget process with that of the Federal government.

If you as the project's local sponsor are able to take a long-term approach, working with the Corps can be an efficient, disciplined method of leveraging limited community resources.

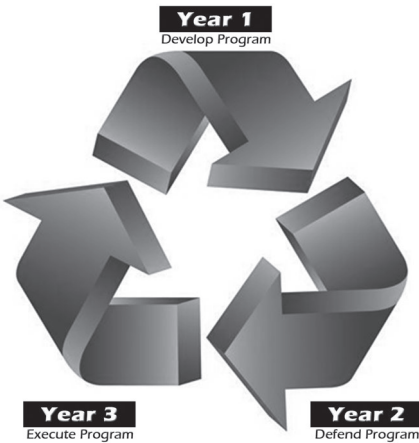


Fig 3. The Corps of Engineers budget cycle




VI. Cost Sharing

All Corps Civil Works programs require local sponsors to contribute resources, or 'share costs' to pursue a project. Cost sharing began with the passage of the WRDA of 1986. The amount of cost share varies, depending on the particular type of action and the authority under which the project is conducted. Typically local sponsor cost share varies between 25 and 50 percent. In other words, you, as a local sponsor, may leverage your resources two, or in some cases, three-to-one. Local sponsor contributions usually, but not always, are in the form of cash.

Many USACE authorities, however, permit sponsors to use 'Work-in-Kind' as a means of fulfilling project financial

obligations. This means substituting labor, studies or materials for cash. In some cases, funding from other Federal sources may be used by local sponsors for Corps projects. For example, funds provided to Tribes under Section 638 of the Indian Self-Determination and Education Assistance Act are always considered eligible to be used as cost share. Similarly, if the Tribe receives permission from the originating Federal agency, Federal funds are also eligible. Contributions from third parties who might benefit from a project may also be used to meet project financial obligations.

Bottom Line - Corps programs require local sponsor contributions to finance the project. However, your Tribe has several options available to meet those financial obligations.





VII. Steps in Creating a Project

A Civil Works project is carried out in six stages:

- (1) Project Initiation
- (2) Reconnaissance
- (3) Feasibility
- (4) Preconstruction, Engineering and Design (PED)
- (5) Construction, and
- (6) Operations & Maintenance

As the local sponsor (the partner), your role changes throughout the project. In addition to participating in meetings, helping in the preparation of project documents, acquiring the necessary real property and making joint decisions, the sponsor will have specific tasks at each stage of the project.

Project Initiation

- Your Tribe identifies a water resources related problem or challenge
- Your Tribe's executive leadership or other responsible Tribal officer contacts the Commander of your local Corps District requesting assistance in addressing your problem. Initial contact may be by phone or E-mail, but an official letter on Tribal stationery is essential for consideration. Your letter should very briefly describe


the specific problem and request assistance for the Corps in addressing the issue

- Make sure to generate support from Stakeholders and other partners on behalf of your project.

The local District Commander or his/her staff will respond to your request by asking for an initial meeting with you to gain specific information about the problem to determine the type of assistance you are seeking. At this meeting, a Corps representative will identify potential constraints or opportunities in developing your project. If following these discussions we receive the approval from your Tribe, and if funds are appropriated by Congress, we move to the next phase.

Reconnaissance Phase

The primary purpose of this phase is to determine if there is a 'Federal interest' related to a Corps mission area. Simply put, Federal interest is established if a problem is of scale or complexity beyond the ability of local governments. Federal interest is also established due to the fiduciary responsibility of the Federal government to Federally recognized Tribes. A second goal of the reconnaissance phase is the identification



of a viable project within existing Corps authorities. A final piece of the recon is to identify a potential non-Federal sponsor (your Tribe) and describe their willingness and ability to cost share a feasibility study.


A 'recon' study is usually finished in between 12 and 18 months and may cost no more than \$100,000. The cost is borne by the Corps. During this phase, the following occurs:

- Corps and sponsor perform initial fieldwork
- Corps performs initial research on possible environmental issues, real estate status, etc.
- A reconnaissance report is written. This report:
 - Determines Federal interest
 - Identifies a least one potentially implementable solution
 - Identifies a non-Federal sponsor
 - Prepares the Feasibility Cost Sharing Agreement (FCSA), including a management plan, wherein the amount and kind of sponsor funding are agreed upon.

Feasibility Phase

The Feasibility Phase fully defines the problems and opportunities of the project and evaluates alternative solutions. This is the most active planning stage for the sponsor who is heavily involved in all steps. This phase begins once both parties have obligated funds to initiate the project and have signed a cost-sharing agreement (the FCSA mentioned above). The Corps will evaluate a variety of alternatives to find the one that best balances national goals while protecting the environment. During this phase the following occurs:

- A feasibility scoping meeting is held to bring together the sponsor, resource agencies, Corps HQ, division and local staffs to focus on key alternatives.
- The first step of the study is the establishment of baseline or 'existing conditions' in the project area. These conditions include not only the current state of the water resource challenge being addressed, but also the current state of other resources in the project vicinity.
- Once a baseline is established, the study then estimates the nature of



'future resource conditions' if no steps are taken to halt or otherwise address the problem area.


- The 'Feasibility' part of a Feasibility Study involves the identification of a number of potential solutions to the problems areas being analyzed. The effectiveness of each solution is evaluated by weighing its relative improvement of the situation against the estimated cost of implementing it.
- A final formulation briefing is held between the local sponsor and the Corps that determines the preferred plan and the responsibilities of each of the partners in its implementation.
- The final steps in the feasibility process involve the creation of a Feasibility report that includes environmental compliance, preliminary design documentation, and your letter of support. This report undergoes a series of technical and policy reviews. Upon successful completion of this review process, the document is signed by the appropriate approving official.
- Some programs may require the negotiation and execution of a 'Preconstruction Engineering and Design' (PED) cost share document at this point. Should such an agreement be needed, the document's purpose is

very similar to the preceding FCSA—to establish what the PED phase costs will be, determine Federal versus non-Federal costs, and identify the method by which those financial obligations will be met. Some authorities require a "Chief's Report." Your point of contact can advise you on various requirements.

Preconstruction Engineering and Design Phase

The Preconstruction Engineering and Design Phase (PED) finalizes any additional planning, technical or design needed to begin construction of the project. As mentioned above, some programs combine the PED and construction phases. Extremely large scale or complex projects are typically authorized for construction by Congress during this phase. During this phase, the following will be accomplished:

- Design Documentation Report is prepared
- Needed Real Estate Plans are updated
- Plans and Specifications are prepared for the construction contract
- A Draft Project Partnership Agreement (PPA) is negotiated. This agreement,



much like those that precede it, outlines the Corps' and the partner's responsibility and commitments for what will be built, and cost sharing (level of funding required from the local sponsor), including any real estate activities.

Construction Phase

The Construction Phase begins once Congress appropriates construction funds and the PPA is negotiated and signed by both parties. This phase sees the actual construction of the project. During this phase the following will be accomplished:

- Sponsors will acquire any real property interests as needed. The sponsor may request the Corps to do this, but the sponsor is responsible for all costs. Real estate actions may also include the preparation of easements, rights-of-way, utility relocations and material disposal

areas. These actions conducted by the local sponsor are contributions to total project costs for which the sponsor receives credit.

- The construction contract between the Corps and the contractor who will carry out the work is advertised and awarded.
- The Project Operation and Maintenance Manual is completed. It contains instructions for the operations and maintenance of the completed project.

Operations and Maintenance Phase

Upon completion of construction, the the sponsor operates and maintains the project, and is responsible for ongoing operations and maintenance activities, including repairs, rehabilitation and replacement.



VIII. Putting it all Together

It's likely that we have raised more questions than we have answered. However, there are individuals with great expertise waiting to work with you. Let's briefly summarize the process:

1. Identify the issue.
2. Call, then officially write to your local District. The Tribal Liaison is a good place to start. The head of Planning or Programs is also a good choice.
3. Enlist the support of stakeholders and interested parties.
4. If funded, the Corps will perform a reconnaissance study at 100% Federal cost to clarify the issue and assess whether the Corps can help.
5. The sponsor may enlist the aid of co-sponsors and should identify funding sources at this point.
6. If together we identify a potential solution, we sign a Feasibility Cost Sharing Agreement (FSCA), stating who pays for what and whether in-kind contributions are allowed. Feasibility studies are cost-shared 50/50.
7. If it's still a go at the end of the feasibility phase, a cost-shared Design Agreement for the preferred alternative is approved and signed by the appropriate Corps official.
8. Once funded, a cost-shared Project Partnership Agreement (PPA) is signed and the project is constructed over a period of one or more years.
9. The sponsor takes on the responsibility for operation and maintenance of the project.

There are twists and turns along the way and people to show the way.

Always stay engaged with your Corps contact in this process. Do not hesitate to ask questions or suggest innovative ideas.

It's your project—the Corps helps you get there.



IX. Useful Websites and Contacts

The best way to contact the Corps is go to our website, <http://www.usace.army.mil/>.

Under the Corps Castle, you will see the phrase "About Us" Click on that and then on "Locations." You will see a map of Districts and Divisions (the same map that is in this booklet). Click on your location and the homepage of the District that has responsibility for your area will appear. "Contact Us" always appears on the District's home page. You can find the main phone number here, mailing address, or the e-mail address of the Public Affairs Office. Most home pages have directories. Some have names, and all have offices, such as Planning or Operations, listed.

If you have no point of contact at the District, ask for the Tribal Liaison or the Planning office.

There is a Tribal home page also. The web site is [http://usace.army.mil/cecw/Tribal Issues/Pages/Article Template.aspx](http://usace.army.mil/cecw/Tribal%20Issues/Pages/Article%20Template.aspx) or, from the main website, click on About Us," then "Headquarters Offices," then "Tribal Issues," slightly indented under Civil Works.

Most of the information presented in this booklet can be found on the page entitled Planners' Library: <http://usace.army.mil/cecw/Planning/COP/Pages/planlib.aspx>

For more information you can talk to the person who handed you this booklet and get his or her name and phone number. Exchange business cards. It may seem inconvenient not to list Corps officials and their phone numbers, but names and numbers change frequently.

If you don't have e-mail, call Corps Headquarters at (202) 761-0001. That is the office of the Chief of Engineers. You'll be directed from there.



List of Corps Offices:

Headquarters, CECG

Chief of Engineers

Office Numbers:

(202) 761-0001

DSN: 763-0001

Executive Fax: 202-761-1683

Mail Address:

HQ, US Army Corps of Engineers

441 G. Street, NW,

Washington, DC 20314-1000

Website: <http://hq.usace.army.mil>

US Army Engineer Division, Great Lakes and Ohio River, CELRD

CELRB—Buffalo District

CELRD—Chicago District

CELRE—Detroit District

CELRH—Huntington District

CELRJ—Louisville District

CELRN—Nashville District

CELRP—Pittsburgh District

Office Numbers: (513) 684-3101

Executive Fax: 513-684-2085

Executive E-mail:

CELRD-DE@usace.army.mil

Mail Address:

550 Main Street, Room 10032

Cincinnati, OH 45202-3222

Website: <http://www.lrd.usace.army.mil>

US Army Engineer Division, Mississippi Valley, CEMVD

LMVD—LMVD Laboratory

CEMVM—Memphis District

CEMVN—New Orleans District

CEMVR—Rock Island District

CEMVS—St. Louis District

CEMVP—St. Paul District

CEMVK—Vicksburg District

Office Numbers: (601) 634-5750

Executive Fax: 601-634-56666

Executive E-Mail: CEMVD-DE

Mail Address:

P.O. Box 80

Vicksburg, MS 39181-0080

Office Location:

1400 Walnut Street

Vicksburg, MS 39181

Website: <http://www.mvd.usace.army.mil/>

US Army Engineer Division, North Atlantic, CENAD

CENAB—Baltimore District

CENAN—New York District

CENAO—Norfolk District

CENAP—Philadelphia District

CENAE—New England District

Office Numbers: (718) 765-7000

Executive E-Mail: CENAD-DE

Mail Address:

302 General Lee Avenue

Fort Hamilton Military Community

Brooklyn, NY 11252-6700

Website: <http://www.nad.usace.army.mil/>

US Army Engineer Division, Northwestern, CENWD

CENWK—Kansas District

CENWO—Omaha District

CENWP—Portland District

CENWS—Seattle District

CENWW—Walla Walla District

Office Numbers: (503) 808-3700

Executive Fax: 503-808-3706

Executive E-Mail: CENWD-DE

Mail Address:

P.O. Box 2870

Portland, OR 97208-2870

Office Location:

1125 NW Couch Street, Suite 500

Portland, OR 97209-4141

Website: <http://www.nwd.usace.army.mil/>

US Army Engineer Division, Pacific Ocean, CEPOD

CEPOA—Alaska District

CEPOH—Honolulu District

Office Numbers:

(808) 438-1500

DSN: 314-438-1500

Executive Fax: 808-438-8387

Executive E-Mail: CEPOD-DE

Mail Address:

Building 525

Ft. Shafter, HI 96858-5440

Website: <http://www.pod.usace.army.mil/>



**US Army Engineer Division,
South Atlantic, CESAD**

CESAC—Charleston District
CESAJ—Jacksonville District
CESAM—Mobile District
CESAS—Savannah District
CESAW—Wilmington District

Office Numbers: (404) 562-5006

Executive Fax: 404-562-5002

Executive E-Mail: CESAD-DE

Mail Address:

Room 9M15
60 Forsyth Street, SW
Atlanta, GA 30303-8801

Website: <http://www.sad.usace.army.mil/>

**US Army Engineer Division,
South Pacific, CESP**

CESPA—Albuquerque District
CESPL—Los Angeles District
CESPK—Sacramento District
CESPN—San Francisco District

Office Numbers: (415) 503- 6517

Executive Fax: 415-977-8316

Executive E-Mail: CESP-DE

Mail Address:

1455 Market Street
San Francisco, CA 94103-1398

Website: <http://www.spd.usace.army.mil/>

**US Army Engineer Division,
Southwestern, CESWD**

CESWF—Fort Worth District
CESWG—Galveston District
CESWL—Little Rock District
CESWT—Tulsa District

Office Numbers: (469) 487-7002



Executive Fax: 469-487-7197

Executive E-Mail: CESWD-ZA

Mail Address:

1100 Commerce Street
Dallas, TX 75242-0216

Website: <http://www.swd.usace.army.mil/>





**US Army Corps
of Engineers®**

