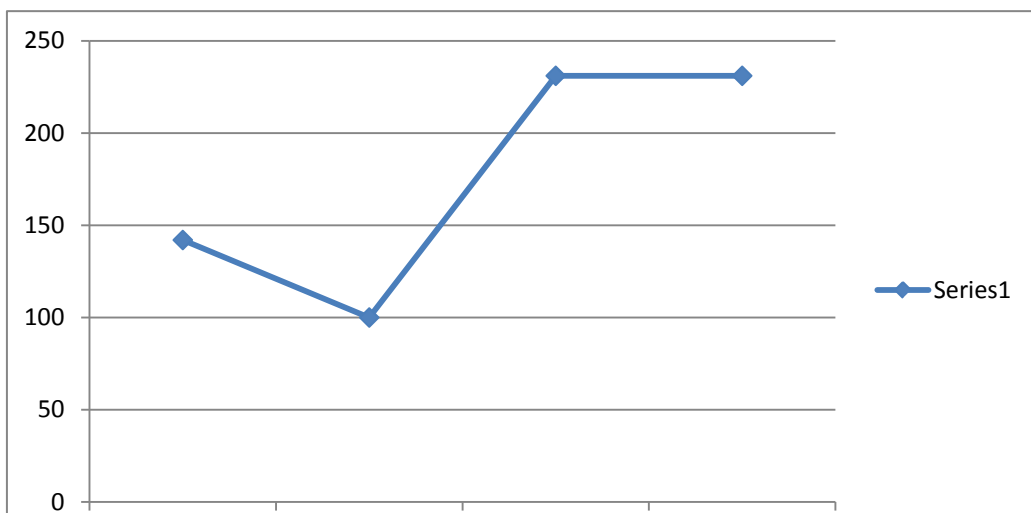
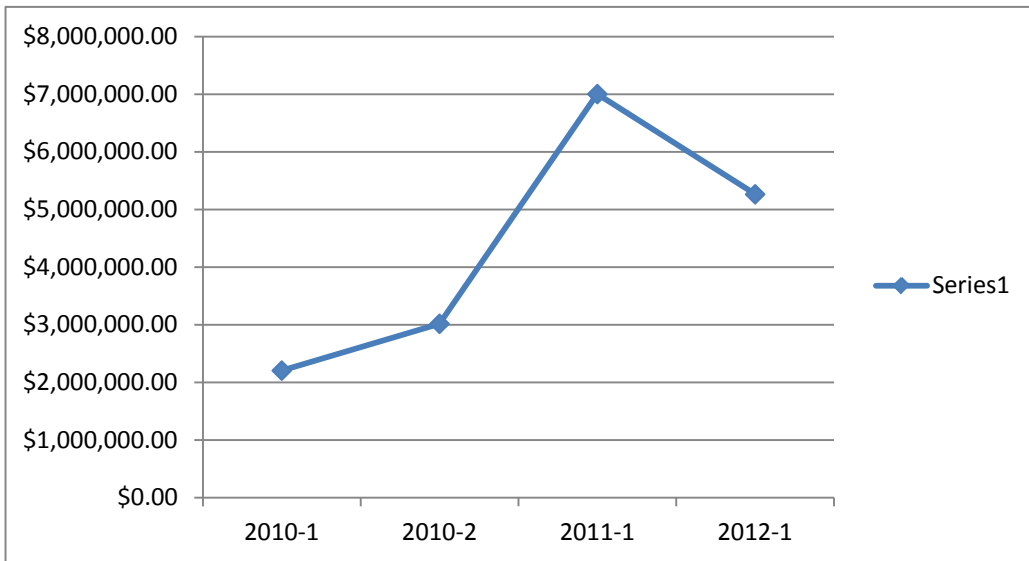
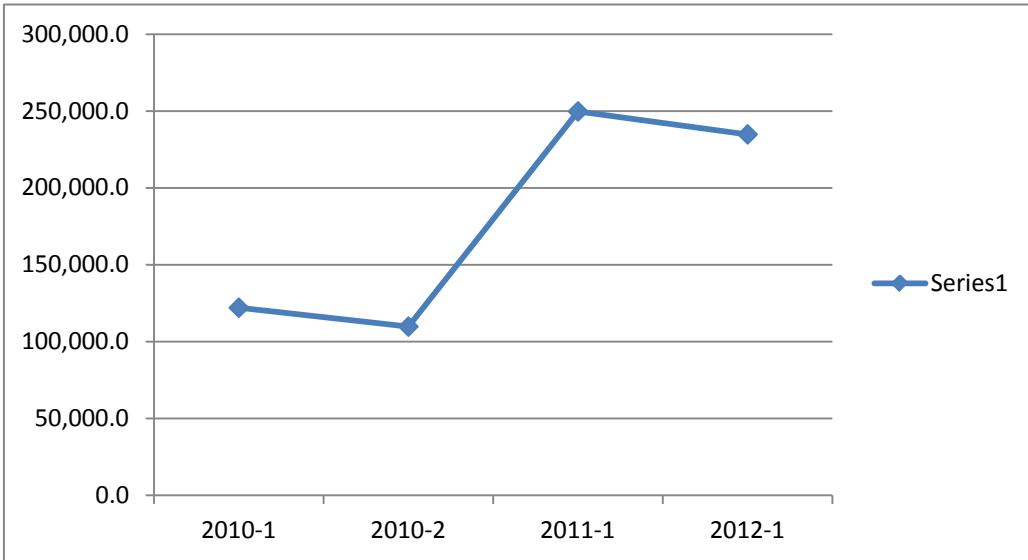


Louisiana - 2010 - 2012 CSP Summary

Sign-up	Ag-# of Contracts	Ag-Acres	Ag-Obligation	NIPF_# of Contracts	NIPF-Acres	NIPF-Obligation	Total # of Contracts	Total sign-up Acres	Total Sign-up Obligations
2010-1	142	122,041.8	\$2,205,033.00	55	24,298.0	\$172,303.00	197	146,339.8	\$2,377,336.00
2010-2	100	109,772.2	\$3,016,717.00	20	6,030.9	\$78,693.00	120	115,803.1	\$3,095,410.00
2011-1	231	249,717.0	\$7,001,237.00	44	28,231.0	\$341,550.00	275	277,948.0	\$7,342,787.00
2012-1	231	234,782.3	\$5,262,786.00	28	16,016.7	\$78,339.00	259	250,799.0	\$5,341,125.00
Totals	704	716,313.3	\$17,485,773.00	147	74,576.6	\$670,885.00	851	790,889.9	\$18,156,658.00



2010-1

2010-2

2011-1

2012-1